


OPERATIONAL DESCRIPTION

1.1. EUT description



Payment Solutions

CounterTop

ICT200 series



The rapid pace of technology development means there has never been a better time to invest in new enabling solutions – supporting consumer payment behaviour today while future-proofing your infrastructure to take advantage of tomorrow’s opportunities. **Ingenico’s new generation ICT200 terminal** series does just this, combining the power of 90 nanometer technology, the latest **PCI PED 2.0** security, and the revenue potential of countless value added services in one unique family. Engineered to last, the compact design eliminates technical complexity to assure faultless operation in even the most demanding of banking and retail environments, while its ergonomic styling delivers the most comfortable and convenient user experience of any terminal in its class. In common with the latest generation of Ingenico terminals, the flexible, open platform at the heart of ICT200 series ensures compatibility with the entire Ingenico solutions range, with any time, anywhere payment delivered through a complete range of wired and wireless connectivity options.

CounterTop

ICT200 series

Security



The new Ingenico ICT200 series is universally EMV, APACS Common Criteria and PCI PED 2.0 certified, delivering security-as-standard and peace of mind for both the consumer and the merchant. Its 32-bit RISC crypto-processor provides a uniquely scalable and high-performance platform to support a host of new generation or reinforced security applications, with no impact on transaction speed or reliability.

Performance



Based on Telium 2 technology and utilising ARM9 and ARM7 microprocessor technology, the ICT200 series of countertop terminals combine innovation and performance – assuring a faster, more convenient and more reliable transaction every time.

Design/Ergonomics

With compact design and ergonomic styling, Ingenico's ICT200 series offers a huge range of functionality. Clear backlit graphic displays, white or colour screens allow easy reading and promotion of the merchant's brand, while the intuitively backlit designed keypad, with large keys, delivers ease of use for both merchant and consumer.

Communication



Equipped with an unparalleled array of communication technologies, such as fast modem, ethernet or GPRS, Ingenico's ICT200 series delivers any time, anywhere connectivity. A contactless EMV payment option supports card and mobile phone Near Field Communications (NFC) payment, already certified MasterCard PayPass and Visa payWave.

Software Development

Ingenico delivers incremental revenue today and future proofs the terminal investments of tomorrow. Uniquely, the ICT200 series is backwards compatible with most of all Ingenico services and applications (800+), while provides the rapid development environment on which to build a compelling portfolio of targeted, new generation services.

Field Services

To reduce total cost of ownership and enable merchants and banks to maximise their terminals investments, Ingenico provides a comprehensive range of terminal and software update and management services... both remotely and in the field. Fully certified professionals and local language helpdesk personnel operate in every one of our regions, ensuring Ingenico is on hand to support customers 24 hours a day, seven days a week, 365 days of the year.



NAME		ICT220	ICT250
Processor	ARM 9 & ARM 7	●	●
	450 MIPS & 50 MIPS	●	●
Memory	RAM/Flash	8MB or 16MB/16MB	16MB/128MB
Removable Memory	µSD Card	optional	optional
Communication Mode	Dial-up Modem	●	●
	Ethernet	optional	●
	GPRS	optional	optional
SAM		2	2
Card Readers	Smart Card	1 (+1 optional)	1 (+1 optional)
	Magstripe	Track 1/2/3	Track 1/2/3
	Contactless		optional
Display	Graphic 128 x 64	●	●
	Backlit	●	●
	White	●	●
	TFT Colour QVGA 320 x 240 pixels	●	●
Keyboard	Number of keys	15	15
	Function/Navigation keys	4	4
	Backlit	●	●
Privacy Shield		optional	optional
Buzzer		●	●
Thermal Printer	Lines/second	18 lps	18 lps
Connections on terminal	RS232	1 (+1 optional)	1 (+1 optional)
	USB Host	1	1
	USB Slave	1	1
	Power supply connector	1	1
Power Supply	External Power supply	230V 50Hz	230V 50Hz
Magic Box		optional	optional
Connections on Magic Box	Power supply connector	1	1
	RS232	1 (+1 optional)	1 (+1 optional)
	Line in	1	1
	Ethernet	1	1
Size (in mm)	Terminal	83 x 185 x 63	83 x 185 x 63
	Paper Roll (width/diameter)	58/040	58/040
Weight (in gr)	Terminal (w/o paper roll nor cable)	325	325
	Lens	optional	optional
Customization	Printer cover flap	optional	optional
	Top Casing	optional	optional
	Operating temperature	+5°C to +45°C	+5°C to +45°C
Environment	Storage temperature	-20°C to +55°C	-20°C to +55°C
	Relative humidity, non condensing	85% HR at +40°C	85% HR at +40°C
PCI PED 2.0	Online & offline	●	●

Payment Solutions

www.ingenico.com



©2008 BB-ICT200series-PH-N0070-V0. All rights reserved. This document is not binding and the specifications above can be modified without prior consent.

1.2. Related Submittal(s) / Grant(s)

All host equipment used in the test configuration are FCC granted, when relevant.

1.3. Tested System Details

The FCC IDs for all equipment, plus description of all cables used in the tested system are:

Power Supply: DELTA ELECTRONICS TADP-24AB A, input 100-240V 50/60Hz, output 8VDC 3A.

Sn: ABET1016000496

MagicBox: 2961105416

- **Inputs/outputs:**

- 1x DC power input (8Vdc)
- 1x Serial link (RS232C can't be longer than 3m)
- 1x Ethernet line (may be longer than 3m)
- 1x Dial-up Modem line IN (may be longer than 3m)
- 1 x USB host, not used and without cable
- 1 x USB slave, not used and without cable
- 2 x SAMs
- 1 x CAM0

- **Cables:**

- 1x Magic Box extension cord with I/O connectors, spiraled: 1m
- 1x AC power cord, 2 wires, unshielded: 2m
- 1x DC power supply cable (fixed on mains power unit), unshielded: 1.75m
- 1x Ethernet cable, Cat 5e, unshielded: 2m
- 1x RS232 Com cable, RJ11, unshielded, 1.5m
- 1x Line In cable, RJ11, unshielded, 1.5m

- **Auxiliaries equipment used during test:**

- | | |
|--|---------------|
| - 1x Smartcard (Bank credit card) | Sn: none |
| - 2x SAM cards | Sn: none |
| - 1x Laptop PC TOSHIBA SATELITE S1410-704 (PS141E-04YCM-3V)
with its power supply unit (PA3201U-1ACA SEB100P2-15.0) | Sn: 13594938G |
| - 1x TELTON Telephone line simulator TLS-5B-01 | Sn: 014184 |

1.4. Test Methodology

Both conducted and radiated testing were performed according to the procedures in ANSI C63.4-2003, FCC Part 15 Subpart B.

Radiated testing was performed at an antenna to EUT distance of 10 meters. During testing, all equipment's and cables were moved relative to each other in order to identify the worst case set-up.

1.5. Test facility

Tests have been performed on May 17th, 2010.

This test facility has been fully described in a report and accepted by FCC as compliant with the radiated and AC line conducted test site criteria in ANSI C63.4-2003 in a letter dated March 25th, 2008 (registration number 94821). This test facility has also been accredited by COFRAC (French accreditation authority for European Union test lab accreditation organization) according to NF EN ISO/IEC 17025, accreditation number 1-1633 as compliant with test site criteria and competence in 47 CFR Part 15/ANSI C63.4 and EN55022/CISPR22 norms for 89/336/EEC European EMC Directive application. All pertinent data for this test facility remains unchanged.