


**OPERATIONAL DESCRIPTION**

**1.1. EUT description**


Payment Solutions


WireLess

EFT930 series



The EFT930 series combines a peerless choice of rapid communication and connectivity options with 32-bit ARM 9 processing and state-of-the-art security, enabling you to address any mobile payment scenario – including contactless – yet still realize ultra fast yet cost-effective transactions. Compact, elegant, and light weight, these handheld user-friendly powerhouses contain integral smart and magnetic card readers, large backlit keypads and displays, rechargeable batteries, plus fast printers, to ensure every operation is simple, convenient, and easy to complete. Delivering impressive application management – including pre-paid mobile phone top-up, credit/debit, loyalty, e-purse, healthcare and money change applications – the EFT930 series gives you a flexible choice of options designed to ensure you surmount any mobile transaction environment. From fully integrated contactless fast-payment to terminals feature stunning full color zoom screens for even greater transaction visibility.





## WireLess

# EFT930<sub>series</sub>

### Security

Ingenico's payment systems terminals are all EMV and PCI PED approved. The EFT930 series delivers the ultimate in secure transactions, with a 32-bit RISC security co-processor to support powerful RSA, DES and 3DES encryption. The WiFi communication model (EFT930-W) is fully protected by WEP, WPA or WPA2 security.

### Performance

Utilizing ARM9 and ARM7 microprocessor technology, the EFT930 series combines innovation and performance with multiple connectivity options – assuring a faster, more convenient and more reliable transaction every time, plus truly impressive future-proofed application management.

### Design/Ergonomics

Trim, portable, and easy-to-use, the EFT930 series features integrated smart card and long swipe magnetic card readers and Li-Ion rechargeable batteries – to power you through up to 300 transactions – giving you highly efficient mobile transactions. Color display options (EFT930-B and EFT930-G) deliver even greater visibility for error-free transactions, while the EFT930-G features optional in-vehicle charging for additional flexibility.

### Communication

The EFT930 series offers a host of wired and wireless connectivity configurations. From the EFT930-B Bluetooth, Ethernet and modem, to the EFT930-G (anywhere GPRS, modem, plus contactless option), the EFT930-P (infra red and modem), to the WiFi connectivity and modem communications of the EFT930-W.

### Software development

Ingenico delivers incremental revenue today and future proofs the terminal investments of tomorrow. Compatible with previous Ingenico applications, the EFT930 series can support today's applications with ease, as well as tomorrow's next generation services.

### Field Services

To reduce total cost of ownership and enable merchants to maximize their terminal investments, Ingenico provides a comprehensive range of terminal and software update and management services – both remotely and in the field. Fully certified professionals and local language helpdesks operate in every territory to ensure Ingenico is on hand to support customers 24 hours a day, seven days a week, 365 days a year.

NAME		EFT 930 P	EFT930 B EFT930B CTL	EFT930 W	EFT930 G EFT930 G CTL
<b>Processor</b>	ARM 9 & ARM 7	●	●	●	●
	200 MIPS & 50 MIPS	●	●	●	●
<b>Memory RAM/Flash (in MB)</b>	8/16 (not available for CTL version)	●	●		●
	16/16 (not available for CTL version)	●	●	●	●
	16/32		●		●
<b>Removable Memory</b>	SD Card (standard on color and CTL)	option	●	option	option
	Infra red	●			
<b>Communication Mode</b>	Dial-up Modem	with base	with base	with base	
	Ethernet	with base	with base		
	Wi-Fi			●	
	Bluetooth		●		
	GPRS				●
<b>SAM</b>		up to 4	4	up to 4	up to 3
	Smart card	1 or 2	1 or 2	1 or 2	1 or 2
<b>Card readers</b>	Magstripe Track 1/2	●	●	●	●
	Track 1/2/3	●	●	●	●
	Contactless		EFT930 B CTL		EFT930 G CTL
<b>Display</b>	Graphic 128 x 64 (not available for CTL version)	●	●	●	●
	Backlit	●	●	●	●
	Yellow/Green or White (not available for CTL version)	●	●	●	●
	TFT Colour QVGA 320 x 240 pixels 4096 colours	option	option		option
<b>Fast Wake up</b>		●	●		
<b>Keyboard</b>	Number of keys	16	16	16	16
	Navigation keys	6	6	6	6
	Backlit	●	●	●	●
<b>Buzzer</b>		●	●	●	●
<b>Thermal Printer</b>	Lines/second	18 l/s	18 l/s	18 l/s	18 l/s
<b>Connections on terminal</b>	Mini USB Host	●	●	●	●
	Mini USB Slave	●	●	●	●
<b>Base</b>	Type	M* or E*	B-M* or B-E*	charger or M*	charger or M*
	Power supply	●	●	●	●
	Line in	●	●	●	●
	Phone out (option)	●	●	●	●
	RS232	1 or 2	1 or 2	1 or 2	1 or 2
<b>Connections on base</b>	USB slave	option on base M*	●	option on base M*	option on base M*
	Car charger	●	●	●	●
<b>Power Supply</b>	Travel charger	●	●	●	●
	NiMH	●	option	option	option
<b>Batteries</b>	Li-Ion	option	●	●	●
	Terminal: L 180 x I 79 x H 57	●	●	●	●
<b>Size (in mm)</b>	Base: L 140 x I 80 x H 23	●	●	●	●
	Weight (in gr)	Terminal 360	465	410	410
<b>Customization</b>	Base 100	●	●	●	●
	Lens (option)	●	●	●	●
	Printer cover flap (option)	●	●	●	●
<b>Environment</b>	Casing (option)	●	●	●	●
	Operating temperature: +5 to +45°C	●	●	●	●
	Storage temperature: -20 to +55°C	●	●	●	●
	Relative humidity, NC: 85% HR at +40°C	●	●	●	●
<b>PCI PED</b>	Online & offline	●	●	●	●

\* Type of Base: Modem: M, Bluetooth: B, Ethernet: E / CTL stands for Contactless

Payment Solutions

www.ingenico.com



## 1.2. Related Submittal(s) / Grant(s)

All host equipment used in the test configuration are FCC granted, when relevant.

## 1.3. Tested System Details

The FCC IDs for all equipment, plus description of all cables used in the tested system are:

Power supply: FRIWO FW7601/151964, 100-240VAC, 50-60Hz, 5VDC 1A

Power supply: PHIHONG PSA105E-050/251360796, 100-240VAC, 50-60Hz, 5VDC 1A

Internal frequencies: < 500MHz

Dimensions: 180 x 80 x 80 mm

### - Input/output:

- DC power input (8Vdc) on base
- 1 x Serial link (COM0) on base
- 1x Modem line (LINE IN) on base
- 1x Telephone line OUT on base
- 2 x USB ports on portable terminal
- 2 x SAM ports
- 1 x SIM port

### - Cables:

- 1x DC power supply cable (fixed on mains power unit), unshielded: 2m or 2.8m
- 1x RS232 Com cable, RJ11, unshielded, 1.5m
- 2x USB cables, Mini A&B connectors, shielded: 1m
- 2x Telephone line cables, unshielded, length: 5m and 2m

### - Auxiliaries equipment used during test:

- Smartcards (EFT Contactless and EMV card)
- SAM cards (x2)
- TELTON Telephone line simulator TLS-5B-01 Sn: 014184
- Universal Communication Tester Rhode & Schwarz CMU200 Sn: 8375860047

**Note: The equipment contains a GPRS module certified (FCCID: VW3HILOC). The transmission GPRS is set in IDLE mode during all the tests.**

#### 1.4. EUT CONFIGURATION

The inboard software (EMC TEST) performed the followings tests and activates the followings functions:

- Printer ON
- Smartcards reading: CAM0, SAM1&2 (Power ON and reading)
- USB ON (Host to slave ports looped back)
- Backlight and display are ON
- Modem ON
- Contact less ON (ATR reading in loop)

#### 1.5. EQUIPMENT MODIFICATIONS

Added ferrite clamps on following cable:

- Ferrite Würth Elektronik 742 711 12 2 ways near the input power supply port of base. (for both power supplies)



#### 1.6. SPECIAL ACCESSORIES

None

### **1.7. Test Methodology**

Both conducted and radiated testing were performed according to the procedures in ANSI C63.4-2003, FCC Part 15 Subpart B.

Radiated testing was performed at an antenna to EUT distance of 10 meters. During testing, all equipment's and cables were moved relative to each other in order to identify the worst case set-up.

### **1.8. Test facility**

Tests have been performed on May 6<sup>th</sup>, 2010.

This test facility has been fully described in a report and accepted by FCC as compliant with the radiated and AC line conducted test site criteria in ANSI C63.4-2003 in a letter dated March 25<sup>th</sup>, 2008 (registration number 94821). This test facility has also been accredited by COFRAC (French accreditation authority for European Union test lab accreditation organization) according to NF EN ISO/IEC 17025, accreditation number 1-1633 as compliant with test site criteria and competence in 47 CFR Part 15/ANSI C63.4 and EN55022/CISPR22 norms for 89/336/EEC European EMC Directive application. All pertinent data for this test facility remains unchanged.