

Annex B

1-6927/18-02-01_AnnexB

[Internal photos of the Equipment Under Test](#)

This addendum is electronically signed and valid without handwritten signature.
For verification of the electronic signatures, the public keys can be requested at the testing laboratory.

Document authorized:

Mihail Dorongovskij
Lab Manager
Radio Communications & EMC

Photos




Photo 1: Back cover removed




Photo 2: Back cover removed




Photo 3: PCB 1



Photo 4: PCB 2



Photo 5: EUT opened




Photo 6: EUT opened



Photo 7: Antenna, front side view




Photo 8: PCB 2, front side view



Photo 9: Antenna: Antenna, front side view




Photo 10: Cover



Photo 11: EUT disassembled




Photo 12: EUT disassembled




Photo 13: PCB 1, front side view




Photo 14: PCB 3, front side view




Photo 15: Antenna, back side view




Photo 16: Antenna, front side view




Photo 17: PCB 1, back side view




Photo 18: PCB 3, back side view




Photo 19: PCB 2, back side view




Photo 20: PCB 1 and PCB 2




Photo 21: PCB 2, front side view




Photo 22: PCB 2, front side view, shielding removed




Photo 23: PCB 2, front side view, shielding removed




Photo 24: PCB 2, front side view, shielding removed

Document history

Version	Applied changes	Date of release
	initial release	2019-02-12

- END OF DOCUMENT -
