

Controlled by EMC32

*RBW 300 kHz Delta 1 [T1]

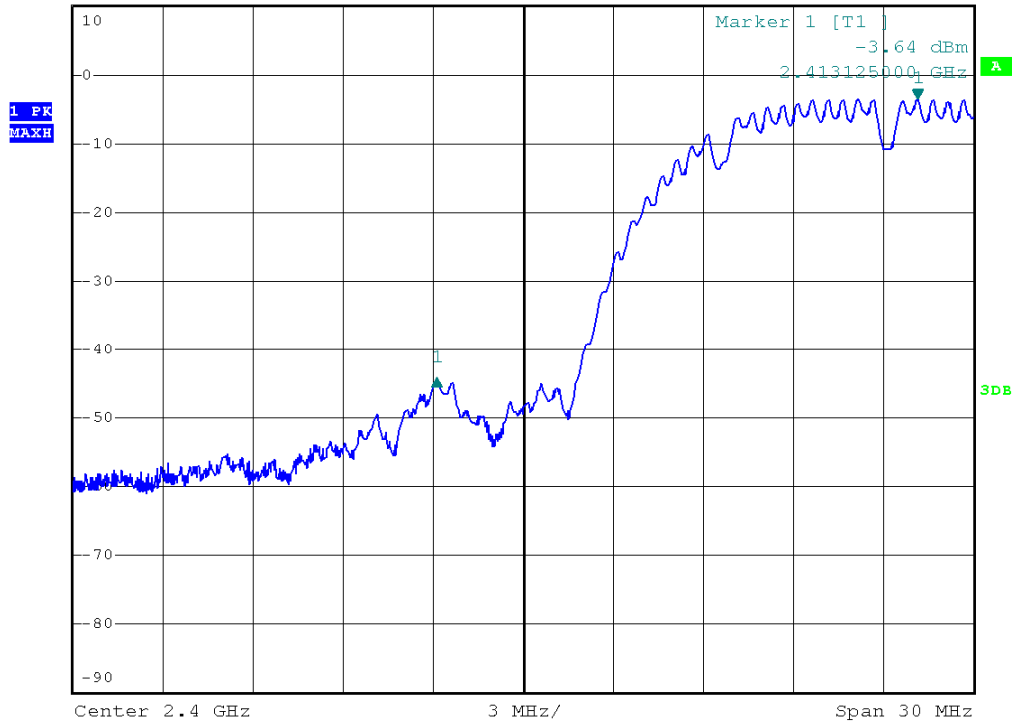
*VBW 1 MHz -40.49 dB

Ref 10 dBm

*Att 20 dB

SWT 10 ms

-16.02000000 MHz



Controlled by EMC32

*RBW 1 MHz Delta 1 [T1]

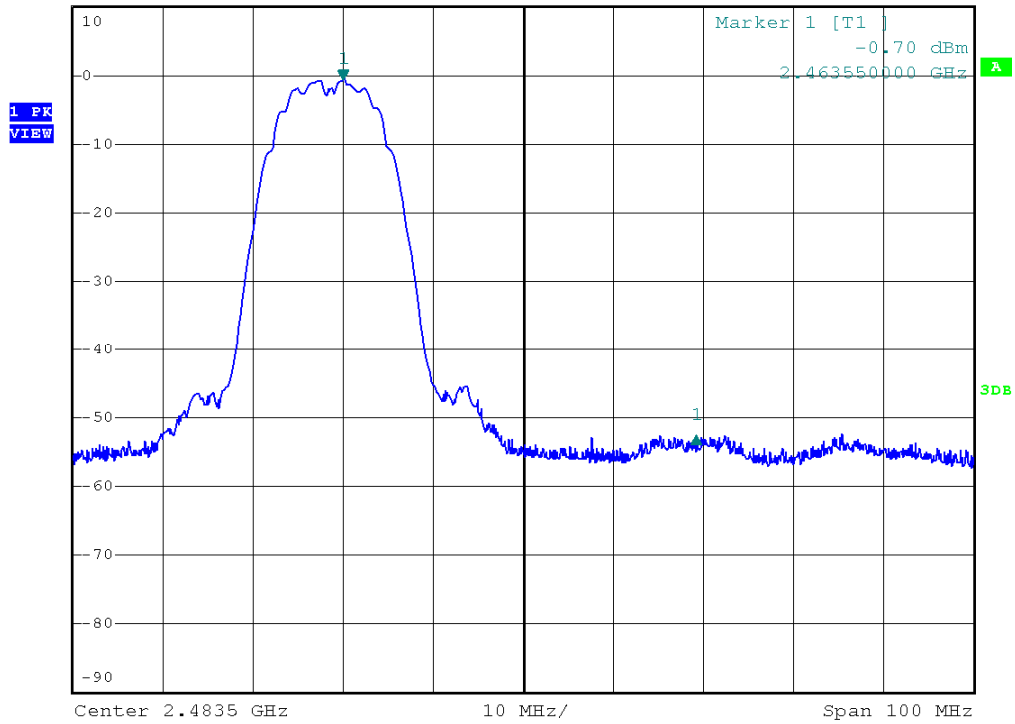
*VBW 3 MHz -51.96 dB

Ref 10 dBm

*Att 20 dB

SWT 10 ms

39.05000000 MHz



Controlled by EMC32

*RBW 300 kHz Delta 1 [T1]

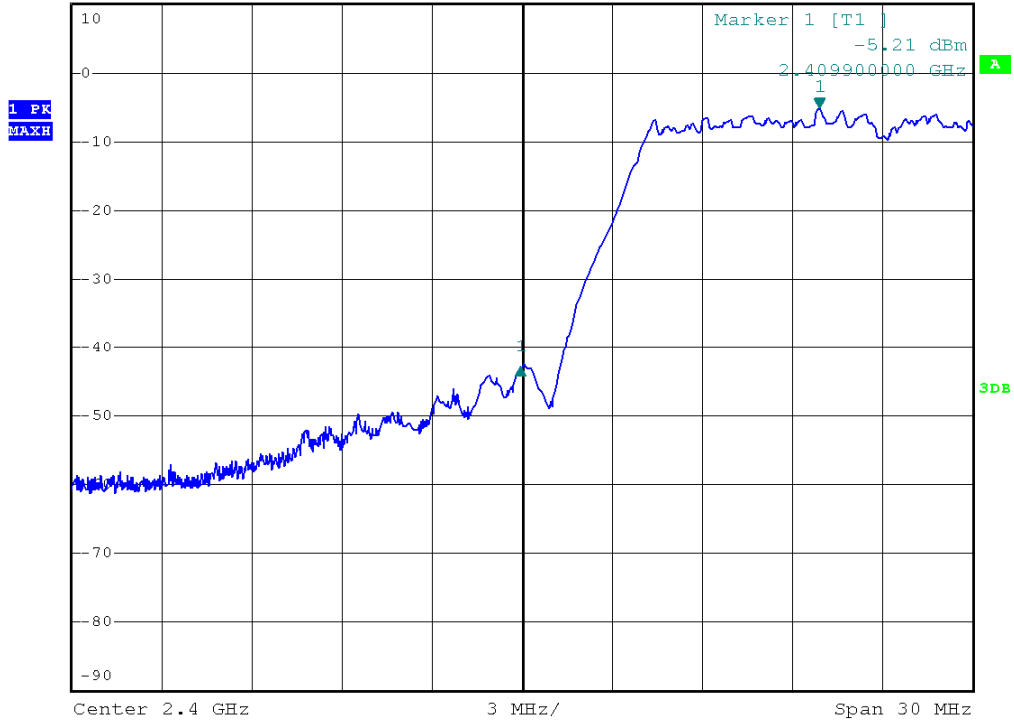
*VBW 1 MHz -37.71 dB

Ref 10 dBm

*Att 20 dB

SWT 10 ms

-9.975000000 MHz



Controlled by EMC32

*RBW 1 MHz Delta 1 [T1]

*VBW 3 MHz -49.07 dB

Ref 10 dBm

*Att 20 dB

SWT 10 ms

51.000000000 MHz

