



# FCC RADIO TEST REPORT

FCC ID : XIA-NTC225  
Equipment : 4G LTE Cat 1 Industrial IoT Router  
Brand Name :  **NetCommWireless**  
Model Name : NTC-225  
Applicant : NetComm Wireless Limited  
18-20 Orion Road Lane Cove NSW 2066 Australia  
Manufacturer : NetComm Wireless Limited  
18-20 Orion Road Lane Cove NSW 2066 Australia  
Standard : 47 CFR Part2, 27

The product was received on Sep. 20, 2018, and testing was started from Oct. 03, 2018 and completed on Oct. 19, 2018. We, SPORTON INTERNATIONAL INC. EMC & Wireless Communications Laboratory, would like to declare that the tested sample has been evaluated in accordance with the procedures given in ANSI/TIA-603-E (2016), ANSI C63.26-2015 and shown compliance with the applicable technical standards.

The report must not be used by the client to claim product certification, approval, or endorsement by TAF or any agency of government.

The test results in this report apply exclusively to the tested model / sample. Without written approval of SPORTON INTERNATIONAL INC. EMC & Wireless Communications Laboratory, the test report shall not be reproduced except in full.

  
Approved by: Cliff Chang

**SPORTON INTERNATIONAL INC. EMC & Wireless Communications Laboratory**  
No. 52, Huaya 1st Rd., Guishan Dist., Taoyuan City, Taiwan (R.O.C.)



## Table of Contents

History of this test report.....3

Summary of Test Result.....4

**1 General Description .....5**

1.1 Information.....5

1.2 Applicable Standards .....8

1.3 Testing Location .....8

1.4 Measurement Uncertainty .....8

**2 Test Configuration of Equipment Under Test .....9**

2.1 The Worst Case Measurement Configuration.....9

2.2 Accessories .....10

2.3 Support Equipment.....10

2.4 Test Setup Diagram .....11

2.5 Measurement Results Explanation Example .....12

**3 Test Result .....13**

3.1 Conducted Output Power and ERP/EIRP Measurement.....13

3.2 Peak-to-Average Ratio Measurement.....15

3.3 Occupied Bandwidth Measurement .....16

3.4 Conducted Band Edge Measurement.....18

3.5 Conducted Spurious Emission Measurement.....19

3.6 Field Strength of Spurious Radiation Measurement .....20

3.7 Frequency Stability Measurement.....22

**4 Test Equipment and Calibration Data .....23**

**Appendix A. Test Results of Conducted Output Power and ERP/EIRP**

**Appendix B. Test Results of Peak-to-Average Ratio**

**Appendix C. Test Results of 99% OBW and 26dB Bandwidth**

**Appendix D. Test Results of Conducted Band Edge and Conducted Spurious Emission**

**Appendix E. Test Results of Field Strength of Spurious Radiation**

**Appendix F. Test Results of Frequency Stability**

**Appendix G. Test Photos**

**Photographs of EUT v01**





### Summary of Test Result

Report Clause	Band	Ref Std. Clause (FCC Rule)	Test Items	Result (PASS/FAIL)	Remark
3.1	<input checked="" type="checkbox"/> 4	2.1046	Conducted Output Power	PASS	-
	<input checked="" type="checkbox"/> 13	2.1046			
	<input checked="" type="checkbox"/> 4	2.1046 27.50(d)(2)	Equivalent Isotropic Radiated Power	PASS	-
	<input checked="" type="checkbox"/> 13	2.1046 27.50(b)(4)(9)			
3.2	<input checked="" type="checkbox"/> 4	27.50(d)(5)	Peak-to-Average Ratio	PASS	-
	<input checked="" type="checkbox"/> 13	-			
3.3	<input checked="" type="checkbox"/> 4	2.1049	Occupied Bandwidth	PASS	-
	<input checked="" type="checkbox"/> 13	2.1049			
3.4	<input checked="" type="checkbox"/> 4	2.1051 27.53(h)	Conducted Band Edge	PASS	-
	<input checked="" type="checkbox"/> 13	2.1051 27.53(c)			
3.5	<input checked="" type="checkbox"/> 4	2.1051 27.53(h)	Conducted Emission	PASS	-
	<input checked="" type="checkbox"/> 13	2.1051 27.53(c)			
3.6	<input checked="" type="checkbox"/> 4	2.1053 27.53(h)	Field Strength of Spurious Radiation	PASS	-
	<input checked="" type="checkbox"/> 13	2.1053 27.53(c)(f)			
3.7	<input checked="" type="checkbox"/> 4	2.1055 27.54	Frequency Stability for Temperature & Voltage	PASS	-
	<input checked="" type="checkbox"/> 13	2.1055 27.54			

Reviewed by: **Sam Chen**

Report Producer: **Cindy Peng**



# 1 General Description

## 1.1 Information

### 1.1.1 RF General Information

Items	Description
EUT Power Type	From power adapter Note: The EUT was tested with a 12V power adapter and the device supports 8-40V.
EUT Type	<input type="checkbox"/> Base Station <input checked="" type="checkbox"/> Mobile Station <input type="checkbox"/> Fixed Subscriber Station
TX Frequency (MHz)	LTE Band 4: 1.4 MHz: 1710.7 MHz ~ 1754.3 MHz 3 MHz: 1711.5 MHz ~ 1753.5 MHz 5 MHz: 1712.5 MHz ~ 1752.5 MHz 10 MHz: 1715.0 MHz ~ 1750.0 MHz 15 MHz: 1717.5 MHz ~ 1747.5 MHz 20 MHz: 1720.0 MHz ~ 1745.0 MHz
	LTE Band 13: 5 MHz: 779.5 MHz ~ 784.5 MHz 10 MHz: 782.0 MHz
RX Frequency (MHz)	LTE Band 4: 1.4 MHz: 2110.7 MHz ~ 2154.3 MHz 3 MHz: 2111.5 MHz ~ 2153.5 MHz 5 MHz: 2112.5 MHz ~ 2152.5 MHz 10 MHz: 2115.0 MHz ~ 2150.0 MHz 15 MHz: 2117.5 MHz ~ 2147.5 MHz 20 MHz: 2120.0 MHz ~ 2145.0 MHz
	LTE Band 13: 5 MHz: 748.5 MHz ~ 753.5 MHz 10 MHz: 751.0 MHz
Bandwidth (MHz)	LTE Band 4: 1.4 MHz, 3 MHz, 5 MHz, 10 MHz, 15 MHz, 20 MHz
	LTE Band 13: 5 MHz, 10 MHz
Maximum Output Power to Antenna (dBm)	LTE Band 4: 1.4 MHz: 23.47 dBm, 3 MHz: 23.34 dBm, 5 MHz: 23.30 dBm, 10 MHz: 23.13 dBm, 15 MHz: 23.12 dBm, 20 MHz: 23.39 dBm
	LTE Band 13: 5 MHz: 22.25 dBm, 10 MHz: 22.31 dBm



99% Occupied Bandwidth (MHz)	LTE Band 4: 1.4 MHz: 1.086 MHz, 3 MHz: 2.685 MHz, 5 MHz: 4.470 MHz, 10 MHz: 8.927 MHz, 15 MHz: 13.407 MHz, 20 MHz: 17.850 MHz
	LTE Band 13: 5 MHz: 4.474 MHz, 10 MHz: 8.953 MHz
Type of Modulation	QPSK / 16QAM

1.1.2 Antenna Information

Ant.	Brand	Model Name	Type	Connector	Antenna Gain (dBi)	
					LTE Band 4	LTE Band 13
1	NetCommWireless	NANT-00001	Dipole	SMA	3.28	4.71
2	NetCommWireless	NANT-00001	Dipole	SMA	3.28	4.71

Note: The EUT has two antennas.  
The EUT support 1TX, 2RX functions:  
Only Main port can be used as transmitting function.  
Main port and Aux port could receive simultaneously.



1.1.3 Maximum ERP/EIRP Power, Frequency Tolerance, and Emission Designator

LTE									
FCC Rule	System	Bandwidth	Type of Modulation	Maximum EIRP (W)	Frequency Tolerance (ppm)	Emission Designator			
Part 27	LTE Band 4	1.4 MHz	QPSK	0.473	0.008	1M08G7D			
			16QAM	0.368		1M09W7D			
		3 MHz	QPSK	0.459		2M69G7D			
			16QAM	0.355		2M68W7D			
		5 MHz	QPSK	0.455		4M47G7D			
			16QAM	0.340		4M47W7D			
		10 MHz	QPSK	0.438		8M93G7D			
			16QAM	0.361		4M53W7D			
		15 MHz	QPSK	0.437		13M4G7D			
			16QAM	0.321		2M23W7D			
		20 MHz	QPSK	0.465		17M8G7D			
			16QAM	0.357		2M22W7D			
		FCC Rule	System	Bandwidth		Type of Modulation	Maximum ERP (W)	Frequency Tolerance (ppm)	Emission Designator
		Part 27	LTE Band 13	5 MHz		QPSK	0.303	0.010	4M47G7D
16QAM	0.259				4M47W7D				
10 MHz	QPSK			0.307	8M95G7D				
	16QAM			0.248	4M52W7D				



### 1.2 Applicable Standards

According to the specifications of the manufacturer, the EUT must comply with the requirements of the following standards:

- 47 CFR Part2, 27
- ANSI/TIA-603-E (2016)
- ANSI C63.26-2015
- FCC KDB 971168 D01 v03r01
- FCC KDB 412172 D01 v01r01

**Remark:** All test items were verified and recorded according to the standards and without any deviation during the test.

### 1.3 Testing Location

Testing Location		
<input type="checkbox"/>	HWA YA	ADD : No. 52, Huaya 1st Rd., Guishan Dist., Taoyuan City, Taiwan (R.O.C.) TEL : 886-3-327-3456 FAX : 886-3-327-0973
<input checked="" type="checkbox"/>	JHUBEI	ADD : No.8, Lane 724, Bo-ai St., Jhubei City, HsinChu County 302, Taiwan, R.O.C. TEL : 886-3-656-9065 FAX : 886-3-656-9085

Test Condition	Test Site No.	Test Engineer	Test Environment	Test Date
RF Conducted	TH01-CB	Nick Peng	25°C / 60%	Oct. 03, 2018~Oct. 19, 2018
Radiated	03CH01-CB	Jay Luo	25°C / 60%	Oct. 04, 2018~Oct. 18, 2018

Test site Designation No. TW0006 with FCC.

Test site registered number IC 4086D with Industry Canada.

### 1.4 Measurement Uncertainty

Test Items	Uncertainty	Remark
Radiated Emission (30MHz ~ 1,000MHz)	3.6 dB	Confidence levels of 95%
Radiated Emission (1GHz ~ 18GHz)	3.7 dB	Confidence levels of 95%
Radiated Emission (18GHz ~ 40GHz)	3.5 dB	Confidence levels of 95%
Conducted Emission	1.7 dB	Confidence levels of 95%





## 2 Test Configuration of Equipment Under Test

### 2.1 The Worst Case Measurement Configuration

The Worst Case Mode for Following Conformance Tests	
<b>Tests Item</b>	Conducted Output Power and ERP/EIRP Peak-to-Average Ratio 99% OBW and 26dB Bandwidth Band Edge Conducted Spurious Emission Frequency Stability
<b>Test Condition</b>	Conducted measurement at transmit chains
<b>Operating Mode &gt; 1GHz</b>	
1	LTE Band 4
2	LTE Band 13

The Worst Case Mode for Following Conformance Tests	
<b>Tests Item</b>	Field Strength of Spurious Radiation
<b>Test Condition</b>	Radiated measurement If EUT consist of multiple antenna assembly (multiple antenna are used in EUT regardless of spatial multiplexing MIMO configuration), the radiated test should be performed with highest antenna gain of each antenna type.
<b>Operating Mode &lt; 1GHz</b>	
The EUT was performed at Y axis and Z axis position for Field Strength of Spurious Radiation above 1GHz test, and the worst case was found at Y axis. So the measurement will follow this same test configuration.	
<b>Operating Mode &gt; 1GHz</b>	
The EUT was performed at Y axis and Z axis position for Field Strength of Spurious Radiation test, and the worst case was found at Y axis. So the measurement will follow this same test configuration.	
1	EUT in Y axis - LTE Band 4 (The output power of 1.4 MHz (QPSK) is higher than others modes, so it was selected to perform test and its test result was written in the report.)
2	EUT in Y axis - LTE Band 13 (The output power of 10 MHz (QPSK) is higher than others modes, so it was selected to perform test and its test result was written in the report.)



## 2.2 Accessories

RJ-45\*1: Non-shielded 1.5m  
DIN rail mounting bracket\*1  
Horizontal DIN rail mounting adapter\*1

## 2.3 Support Equipment

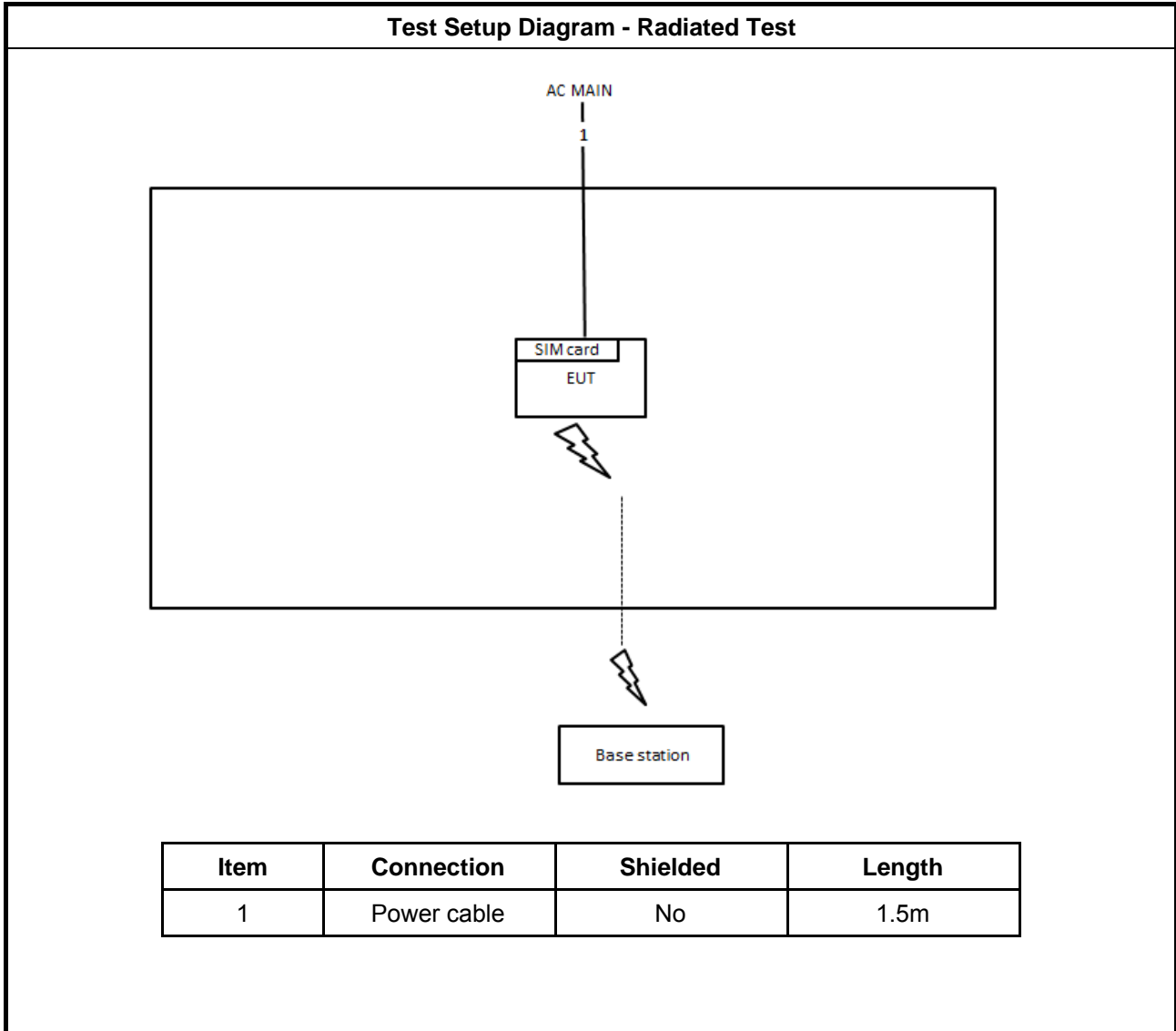
For Test Site: 03CH01-CB

Support Equipment				
No.	Equipment	Brand Name	Model Name	FCC ID
1	Base station	Anritsu	MT8820C	N/A
2	SIM card	Anritsu	N/A	N/A
3	Adapter	TenPao	S018BAM1200150	N/A

For Test Site: TH01-CB

Support Equipment				
No.	Equipment	Brand Name	Model Name	FCC ID
1	Notebook	DELL	E4300	N/A
2	Base station	Anritsu	MT8820C	N/A
3	SIM card	Anritsu	N/A	N/A
4	Adapter	TenPao	S018BAM1200150	N/A

## 2.4 Test Setup Diagram





## **2.5 Measurement Results Explanation Example**

### **For all conducted test items:**

The offset level is set in the spectrum analyzer to compensate the RF cable loss and attenuator factor between RF conducted output port and spectrum analyzer. With the offset compensation, the spectrum analyzer reading level will be exactly the RF output level.

The spectrum analyzer offset is derived from RF cable loss and attenuator factor.

Offset = RF cable loss + attenuator factor.

The following shows an offset computation example with RF cable loss 1 dB and a 20dB attenuator.

Example:

$$\begin{aligned}\text{Offset (dB)} &= \text{RF cable loss (dB)} + \text{attenuator factor (dB)} \\ &= 1 + 20 = 21 \text{ (dB)}\end{aligned}$$



### 3 Test Result

#### 3.1 Conducted Output Power and ERP/EIRP Measurement

##### 3.1.1 Description of the Conducted Output Power and ERP/EIRP Measurement

Conducted Output Power Limit	
<input checked="" type="checkbox"/> Band 4	N/A
<input checked="" type="checkbox"/> Band 13	N/A
Effective Radiated Power (ERP) Limit	
<input checked="" type="checkbox"/> Band 13	Base Station: 1000 Watts Mobile Station: 30 Watts
Equivalent Isotropic Radiated Power (EIRP) Limit	
<input checked="" type="checkbox"/> Band 4	Base Station: 1640 Watts Mobile Station: 1 Watts
<p>Note 1: A system simulator was used to establish communication with the EUT. Its parameters were set to enforce EUT transmitting at the maximum power. The measured power in the radio frequency on the transmitter output terminals shall be reported.</p> <p>Note 2: According to FCC KDB 412172 D01 v01r01 Power Approach,  <math>EIRP = P_T + G_T - L_c</math>, <math>ERP = EIRP - 2.15</math>, where  <math>P_T</math> = transmitter output power in dBm  <math>G_T</math> = gain of the transmitting antenna in dBi  <math>L_c</math> = signal attenuation in the connecting cable between the transmitter and antenna in dB</p>	

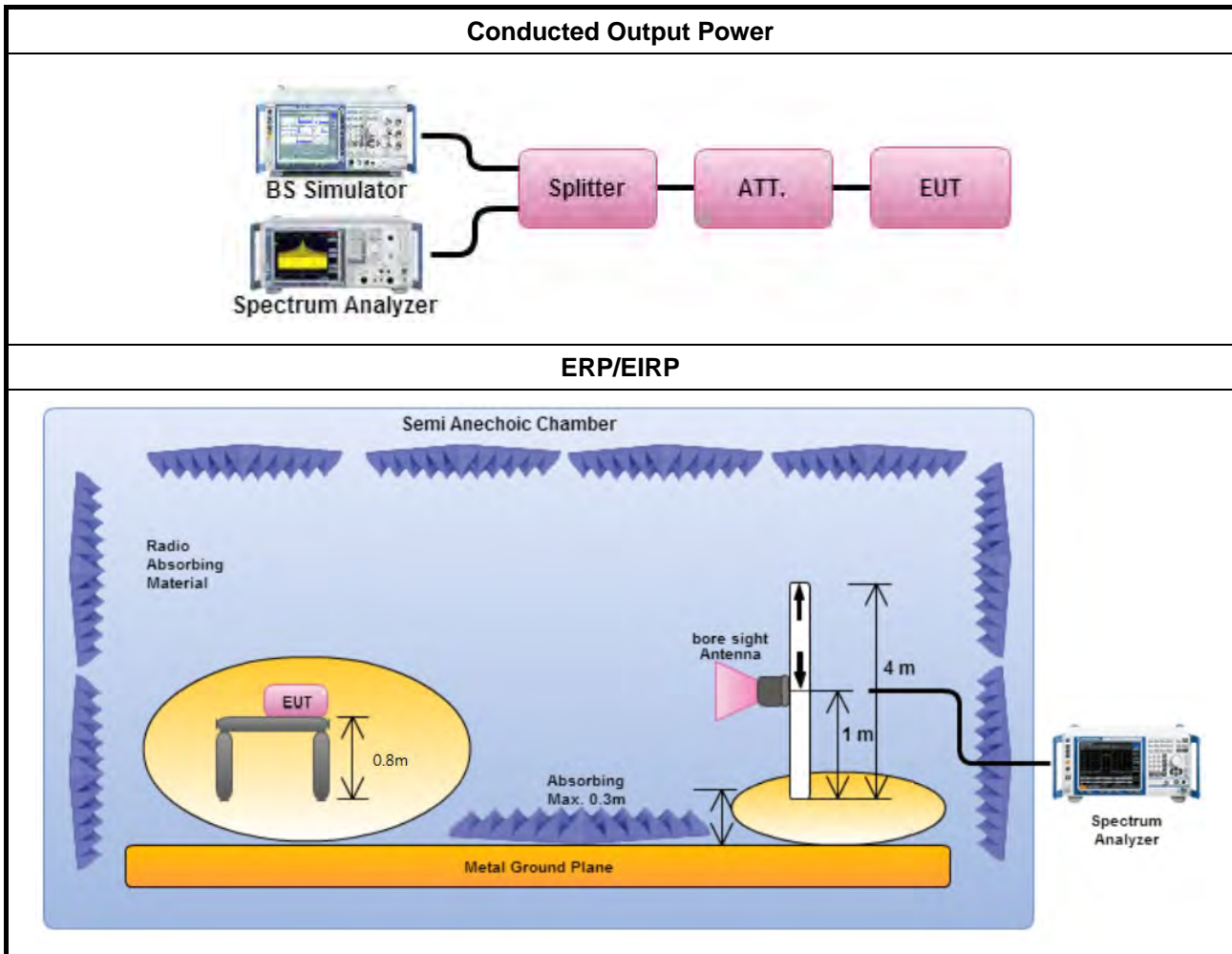
##### 3.1.2 Measuring Instruments

The measuring equipment is listed in the section 4 of this test report.

##### 3.1.3 Test Procedures

1. The transmitter output port was connected to the system simulator.
2. Set EUT at maximum power through system simulator.
3. Select lowest, middle, and highest channels for each band and different modulation.
4. Measure and record the power level from the system simulator.

### 3.1.4 Test Setup



### 3.1.5 Test Result of Conducted Output Power

Refer as Appendix A

### 3.1.6 Test Result of ERP/EIRP

Refer as Appendix A

## 3.2 Peak-to-Average Ratio Measurement

### 3.2.1 Description of the PAR Measurement

The peak-to-average ratio (PAR) of the transmission may not exceed 13 dB.


### 3.2.2 Measuring Instruments

The measuring equipment is listed in the section 4 of this test report.

### 3.2.3 Test Procedures

1. The EUT was connected to spectrum and system simulator via a power divider.
2. Set the CCDF (Complementary Cumulative Distribution Function) option in spectrum analyzer.
3. The highest RF powers were measured and recorded the maximum PAPR level associated with a probability of 0.1 %.
4. Record the deviation as Peak to Average Ratio.

### 3.2.4 Test Setup



### 3.2.5 Test Result of Peak-to-Average Ratio

Refer as Appendix B



### **3.3 Occupied Bandwidth Measurement**

#### **3.3.1 Description of Occupied Bandwidth Measurement**

The occupied bandwidth is the width of a frequency band such that, below the lower and above the upper frequency limits, the mean powers emitted are each equal to a specified percentage 0.5% of the total mean transmitted power.

The 26 dB emission bandwidth is defined as the frequency range between two points, one above and one below the carrier frequency, at which the spectral density of the emission is attenuated 26 dB below the maximum in-band spectral density of the modulated signal. Spectral density (power per unit bandwidth) is to be measured with a detector of resolution bandwidth equal to approximately 1.0% of the emission bandwidth.

#### **3.3.2 Measuring Instruments**

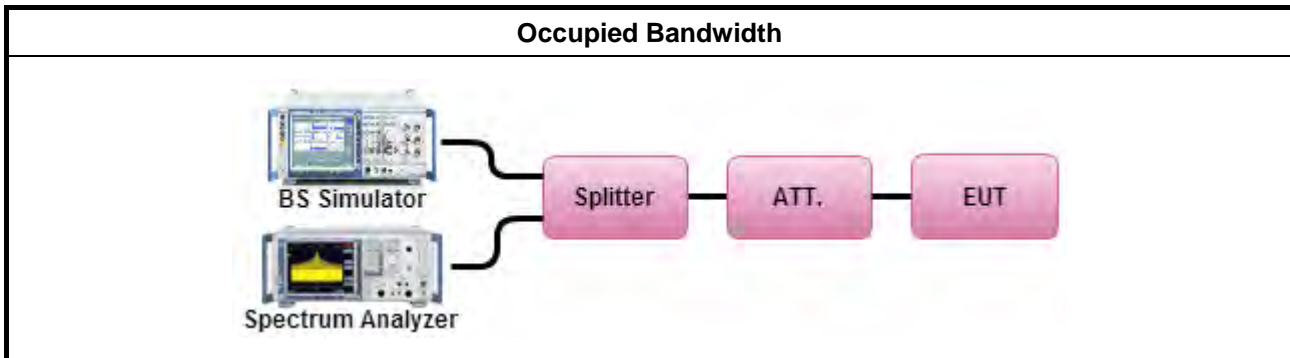
The measuring equipment is listed in the section 4 of this test report.

#### **3.3.3 Test Procedures**

1. The EUT was connected to spectrum analyzer and system simulator via a power divider.
2. The spectrum analyzer center frequency is set to the nominal EUT channel center frequency.  
The span range for the spectrum analyzer shall be between two and five times the anticipated OBW.
3. The nominal resolution bandwidth (RBW) shall be in the range of 1 to 5 % of the anticipated OBW, and the VBW shall be at least 3 times the RBW.
4. Set the detection mode to peak, and the trace mode to max hold.
5. Determine the reference value: Set the EUT to transmit a modulated signal. Allow the trace to stabilize. Set the spectrum analyzer marker to the highest level of the displayed trace. (this is the reference value)
6. Determine the “-26 dB down amplitude” as equal to (Reference Value – X).
7. Place two markers, one at the lowest and the other at the highest frequency of the envelope of the spectral display such that each marker is at or slightly below the “-X dB down amplitude” determined in step 6. If a marker is below this “-X dB down amplitude” value it shall be placed as close as possible to this value. The OBW is the positive frequency difference between the two markers.
8. Use the 99 % power bandwidth function of the spectrum analyzer and report the measured bandwidth.



### 3.3.4 Test Setup



### 3.3.5 Test Result of Occupied Bandwidth

Refer as Appendix C

### 3.4 Conducted Band Edge Measurement

#### 3.4.1 Description of Conducted Band Edge Measurement

Conducted Band Edge	
<input checked="" type="checkbox"/> Band 4	43 + 10log <sub>10</sub> (P[Watts]) dB below the transmitter power P(Watts) in a 1 MHz bandwidth. However, in the 1MHz bands immediately outside and adjacent to the licensee's frequency block, a resolution bandwidth of at least one percent of the emission bandwidth of the fundamental emission of the transmitter may be employed.
<input checked="" type="checkbox"/> Band 13	43 + 10log <sub>10</sub> (P[Watts]) dB below the transmitter power P(Watts) in a 100 kHz bandwidth. However, in the 100 kHz bands immediately outside and adjacent to the frequency block, a resolution bandwidth of at least 30 kHz may be employed.

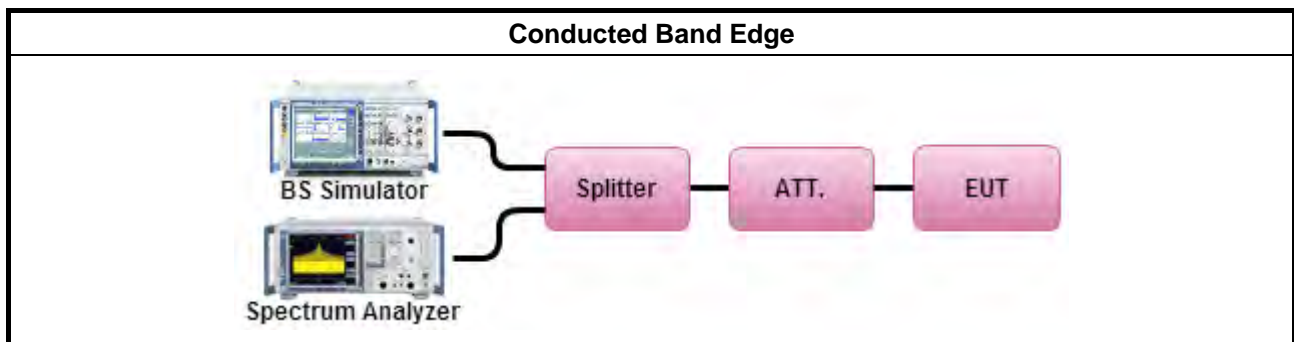
#### 3.4.2 Measuring Instruments

The measuring equipment is listed in the section 4 of this test report.

#### 3.4.3 Test Procedures

1. The EUT was connected to spectrum analyzer and system simulator via a power divider.
2. The band edges of low and high channels for the highest RF powers were measured.
3. Set RBW >= 1% EBW in the 1MHz band immediately outside and adjacent to the band edge.
4. Beyond the 1 MHz band from the band edge, RBW=1MHz was used.
5. Set spectrum analyzer with RMS detector.
6. The RF fundamental frequency should be excluded against the limit line in the operating frequency band.
7. Checked that all the results comply with the emission limit line.

#### 3.4.4 Test Setup



#### 3.4.5 Test Result of Conducted Band Edge

Refer as Appendix D

### 3.5 Conducted Spurious Emission Measurement

#### 3.5.1 Description of Conducted Spurious Emission Measurement

Conducted Band Edge	
<input checked="" type="checkbox"/> Band 4	The power of any emission outside of the authorized operating frequency ranges must be lower than the transmitter power (P) by a factor of at least $43 + 10 \log (P)$ dB.
<input checked="" type="checkbox"/> Band 13	The power of any emission outside of the authorized operating frequency ranges must be lower than the transmitter power (P) by a factor of at least $43 + 10 \log (P)$ dB.

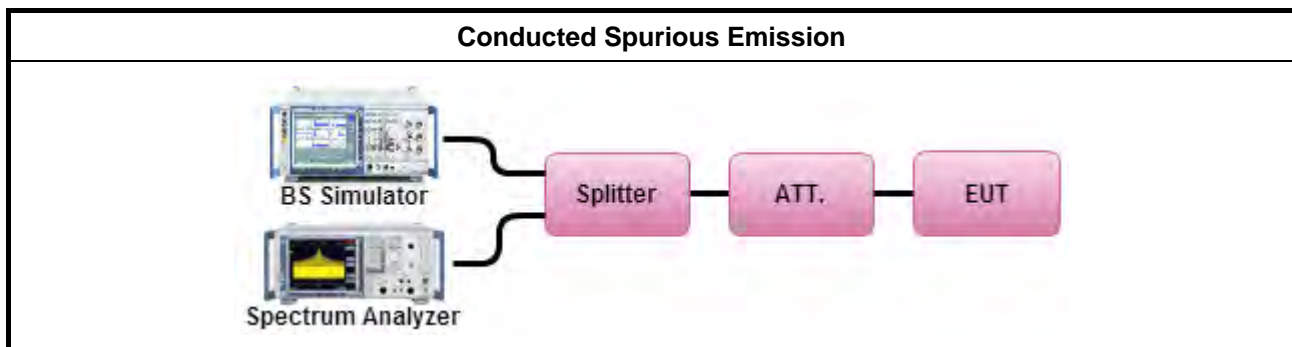
#### 3.5.2 Measuring Instruments

The measuring equipment is listed in the section 4 of this test report.

#### 3.5.3 Test Procedures

1. The EUT was connected to spectrum analyzer and system simulator via a power divider.
2. The RF output of EUT was connected to the spectrum analyzer by RF cable and attenuator.  
The path loss was compensated to the results for each measurement.
3. The middle channel for the highest RF power within the transmitting frequency was measured.
4. The conducted spurious emission for the whole frequency range was taken.
5. Make the measurement with the spectrum analyzer's RBW = 1MHz, VBW = 3MHz.
6. Set spectrum analyzer with RMS detector.
7. Taking the record of maximum spurious emission.
8. The RF fundamental frequency should be excluded against the limit line in the operating frequency band.

#### 3.5.4 Test Setup



#### 3.5.5 Test Result of Conducted Spurious Emission

Refer as Appendix D



### 3.6 Field Strength of Spurious Radiation Measurement

#### 3.6.1 Description of Field Strength of Spurious Radiated Measurement

Field Strength of Spurious Radiated	
The radiated spurious emission was measured by substitution method according to ANSI / TIA-603-E. The power of any emission outside of the authorized operating frequency ranges must be attenuated below the transmitter power (P) by a factor of at least $43 + 10 \log (P)$ dB.	
<input checked="" type="checkbox"/> Band 4	Emissions in the band 1559-1610 MHz shall be limited to -70 dBW/MHz equivalent isotopically radiated power (EIRP) for wideband signals, and -80 dBW EIRP for discrete emissions of less than 700 Hz bandwidth. The spectrum is scanned from 30 MHz up to a frequency including its 10th harmonic.
<input checked="" type="checkbox"/> Band 13	

#### 3.6.2 Measuring Instruments

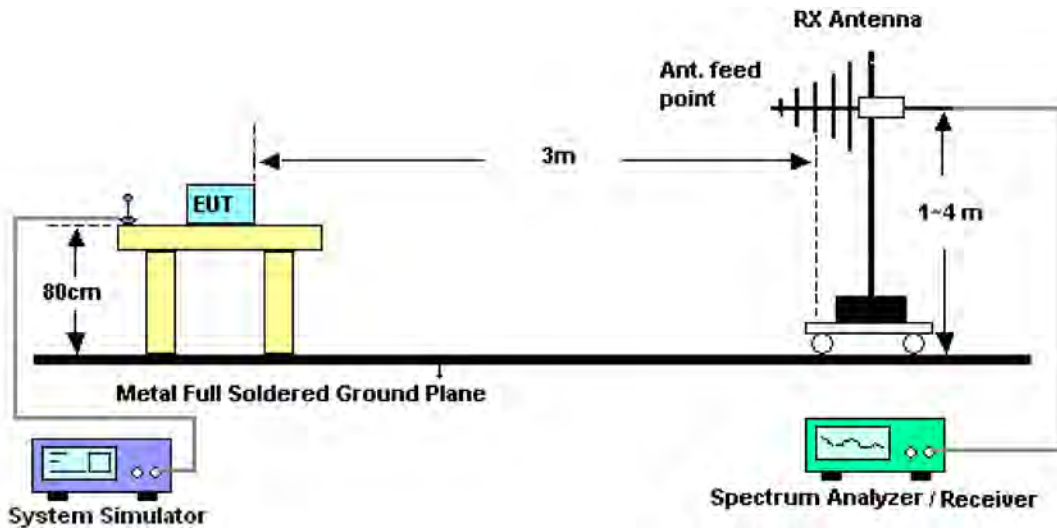
The measuring equipment is listed in the section 4 of this test report.

#### 3.6.3 Test Procedures

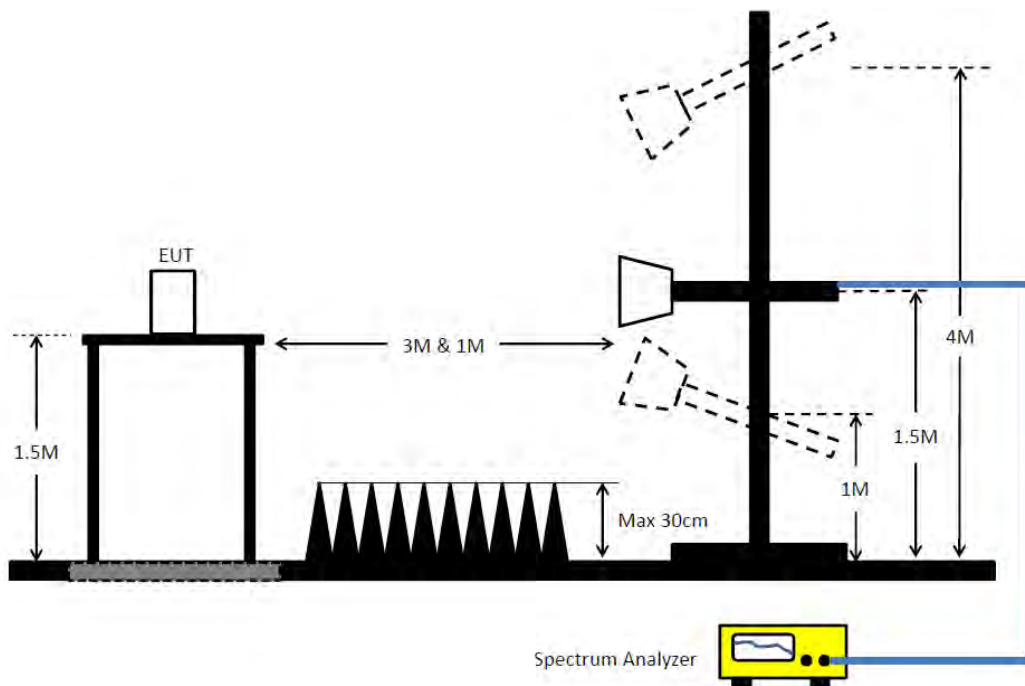
1. The EUT was placed on a turntable with 0.8 meter for frequency below 1GHz and 1.5 meter for frequency above 1GHz respectively above ground.
2. The EUT was set 3 meters from the receiving antenna, which was mounted on the antenna tower.
3. The table was rotated 360 degrees to determine the position of the highest spurious emission.
4. The height of the receiving antenna is varied between one meter and four meters to search the maximum spurious emission for both horizontal and vertical polarizations.
5. Make the measurement with the spectrum analyzer's RBW = 1MHz, VBW = 3MHz, taking the record of maximum spurious emission.
6. A horn antenna was substituted in place of the EUT and was driven by a signal generator.
7. Tune the output power of signal generator to the same emission level with EUT maximum spurious emission.
8. Taking the record of output power at antenna port.
9. Repeat step 7 to step 8 for another polarization.
10. The RF fundamental frequency should be excluded against the limit line in the operating frequency band.

### 3.6.4 Test Setup

For radiated emissions from 30MHz to 1GHz



For radiated emissions above 1GHz



### 3.6.5 Test Result of Field Strength of Spurious Radiated (Below 1GHz)

The amplitude of spurious emissions that are attenuated by more than 20dB below the permissible value has no need to be reported.

### 3.6.6 Test Result of Field Strength of Spurious Radiated (Above 1GHz)

Refer as Appendix E

### 3.7 Frequency Stability Measurement

#### 3.7.1 Description of Frequency Stability Measurement

Frequency Stability	
<input checked="" type="checkbox"/> Band 4	Within Authorized Band
<input checked="" type="checkbox"/> Band 13	Within Authorized Band
Note: The frequency stability shall be measured by variation of ambient temperature and variation of primary supply voltage to ensure that the fundamental emission stays within the authorized frequency block.	

#### 3.7.2 Measuring Instruments

The measuring equipment is listed in the section 4 of this test report.

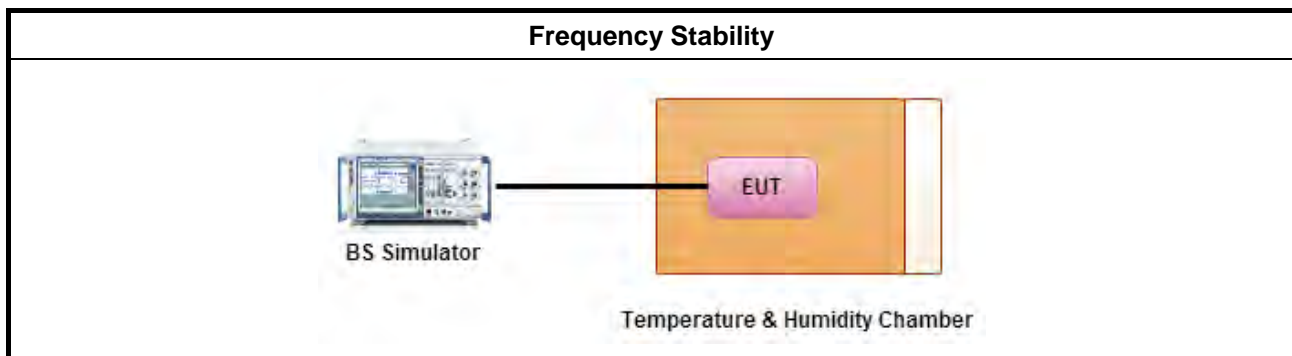
#### 3.7.3 Test Procedures for Temperature Variation

1. The EUT was set up in the thermal chamber and connected with the system simulator.
2. With power OFF, the temperature was decreased to -40°C and the EUT was stabilized before testing. Power was applied and the maximum change in frequency was recorded within one minute.
3. With power OFF, the temperature was raised in -40°C steps up to 70°C. The EUT was stabilized at each step for at least half an hour. Power was applied and the maximum frequency change was recorded within one minute.

#### 3.7.4 Test Procedures for Voltage Variation

1. The EUT was placed in a temperature chamber at 25±5° C and connected with the system simulator.
2. The power supply voltage to the EUT was varied from 85 to 115% of the nominal value measured at the input to the EUT.
3. The variation in frequency was measured for the worst case.

#### 3.7.5 Test Setup



#### 3.7.6 Test Result of Temperature and Voltage Variation

Refer as Appendix F



## 4 Test Equipment and Calibration Data

Instrument	Manufacturer	Model No.	Serial No.	Characteristics	Calibration Date	Calibration Due Date	Remark
BILOG ANTENNA with 6dB Attenuator	TESEQ & EMCI	CBL6112D & N-6-06	37880 & AT-N0609	20MHz ~ 2GHz	Aug. 27, 2018	Aug. 26, 2019	Radiation (03CH01-CB)
Horn Antenna	EMCO	3115	00075790	750MHz ~ 18GHz	Nov. 20, 2017	Nov. 19, 2018	Radiation (03CH01-CB)
Horn Antenna	Schwarzbeck	BBHA 9170	BBHA9170252	15GHz ~ 40GHz	Jun. 28, 2018	Jun. 27, 2019	Radiation (03CH01-CB)
Pre-Amplifier	EMCI	EMC330N	980332	20MHz ~ 3GHz	May 02, 2018	May 01, 2019	Radiation (03CH01-CB)
Pre-Amplifier	Agilent	8449B	3008A02310	1GHz ~ 26.5GHz	Jan. 09, 2018	Jan. 08, 2019	Radiation (03CH01-CB)
Pre-Amplifier	MITEQ	TTA1840-35-H G	1864479	18GHz ~ 40GHz	Jul. 04, 2018	Jul. 03, 2019	Radiation (03CH01-CB)
Spectrum Analyzer	R&S	FSP40	100056	9kHz ~ 40GHz	Nov. 23, 2017	Nov. 22, 2018	Radiation (03CH01-CB)
EMI Test	R&S	ESCS	100354	9kHz ~ 2.75GHz	Dec. 08, 2017	Dec. 07, 2018	Radiation (03CH01-CB)
RF Cable-low	Woken	Low Cable-16+17	N/A	30 MHz ~ 1 GHz	Oct. 11, 2017	Oct. 10, 2018	Radiation (03CH01-CB)
RF Cable-low	Woken	Low Cable-16+17	N/A	30 MHz ~ 1 GHz	Oct. 08, 2018	Oct. 07, 2019	Radiation (03CH01-CB)
RF Cable-high	Woken	High Cable-16	N/A	1 GHz ~ 18 GHz	Oct. 11, 2017	Oct. 10, 2018	Radiation (03CH01-CB)
RF Cable-high	Woken	High Cable-16	N/A	1 GHz ~ 18 GHz	Oct. 08, 2018	Oct. 07, 2019	Radiation (03CH01-CB)
RF Cable-high	Woken	High Cable-16+17	N/A	1 GHz ~ 18 GHz	Oct. 11, 2017	Oct. 10, 2018	Radiation (03CH01-CB)
RF Cable-high	Woken	High Cable-16+17	N/A	1 GHz ~ 18 GHz	Oct. 08, 2018	Oct. 07, 2019	Radiation (03CH01-CB)
RF Cable-high	Woken	High Cable-40G#1	N/A	18GHz ~ 40 GHz	Jul. 27, 2018	Jul. 26, 2019	Radiation (03CH01-CB)
RF Cable-high	Woken	High Cable-40G#2	N/A	18GHz ~ 40 GHz	Jul. 27, 2018	Jul. 26, 2019	Radiation (03CH01-CB)
Spectrum analyzer	R&S	FSV40	100979	9kHz~40GHz	Dec. 21, 2017	Dec. 20, 2018	Conducted (TH01-CB)
Temp. and Humidity Chamber	Ten Billion	TTH-D3SP	TBN-931011	-30~100 degree	Jun. 01, 2018	May 31, 2019	Conducted (TH01-CB)



Instrument	Manufacturer	Model No.	Serial No.	Characteristics	Calibration Date	Calibration Due Date	Remark
RF Cable-high	Woken	RG402	High Cable-06	1 GHz – 26.5 GHz	Oct. 11, 2017	Oct. 10, 2018	Conducted (TH01-CB)
RF Cable-high	Woken	RG402	High Cable-06	1 GHz – 26.5 GHz	Oct. 08, 2018	Oct. 07, 2019	Conducted (TH01-CB)
RF Cable-high	Woken	RG402	High Cable-07	1 GHz –26.5 GHz	Oct. 11, 2017	Oct. 10, 2018	Conducted (TH01-CB)
RF Cable-high	Woken	RG402	High Cable-07	1 GHz –26.5 GHz	Oct. 08, 2018	Oct. 07, 2019	Conducted (TH01-CB)
RF Cable-high	Woken	RG402	High Cable-08	1 GHz –26.5 GHz	Oct. 11, 2017	Oct. 10, 2018	Conducted (TH01-CB)
RF Cable-high	Woken	RG402	High Cable-08	1 GHz –26.5 GHz	Oct. 08, 2018	Oct. 07, 2019	Conducted (TH01-CB)
RF Cable-high	Woken	RG402	High Cable-09	1 GHz –26.5 GHz	Oct. 11, 2017	Oct. 10, 2018	Conducted (TH01-CB)
RF Cable-high	Woken	RG402	High Cable-09	1 GHz –26.5 GHz	Oct. 08, 2018	Oct. 07, 2019	Conducted (TH01-CB)
RF Cable-high	Woken	RG402	High Cable-10	1 GHz –26.5 GHz	Oct. 11, 2017	Oct. 10, 2018	Conducted (TH01-CB)
RF Cable-high	Woken	RG402	High Cable-10	1 GHz –26.5 GHz	Oct. 08, 2018	Oct. 07, 2019	Conducted (TH01-CB)
Power Sensor	Agilent	U2021XA	MY53410001	50MHz~18GHz	Nov. 20, 2017	Nov. 19, 2018	Conducted (TH01-CB)
Spectrum analyzer	Keysight	N9020A	MY55400138	10 Hz up to 26.5 GHz	Jan. 02, 2018	Jan. 01, 2019	Conducted (TH01-CB)
MW Analog Signal Generator	Keysight	N5183A	MY50142965	100kHz~20GHz	Nov. 24, 2017	Nov. 23, 2018	Conducted (TH01-CB)
Vector Signal Generator	Keysight	N5182B	MY53052408	9kHz~6GHz	Jan. 02, 2018	Jan. 01, 2019	Conducted (TH01-CB)

Note: Calibration Interval of instruments listed above is one year.





**For LTE Band 4:  
Summary**

Mode	Power (dBm)	Power (W)	EIRP (dBm)	EIRP (W)
Band 4	-	-	-	-
Band 4_LTE_1.4MHz_Nss1,(QPSK)_1TX	23.47	0.222	26.75	0.473
Band 4_LTE_1.4MHz_Nss1,(16QAM)_1TX	22.38	0.173	25.66	0.368
Band 4_LTE_3MHz_Nss1,(QPSK)_1TX	23.34	0.216	26.62	0.459
Band 4_LTE_3MHz_Nss1,(16QAM)_1TX	22.22	0.167	25.50	0.355
Band 4_LTE_5MHz_Nss1,(QPSK)_1TX	23.30	0.214	26.58	0.455
Band 4_LTE_5MHz_Nss1,(16QAM)_1TX	22.03	0.160	25.31	0.340
Band 4_LTE_10MHz_Nss1,(QPSK)_1TX	23.13	0.206	26.41	0.438
Band 4_LTE_10MHz_Nss1,(16QAM)_1TX	22.29	0.169	25.57	0.361
Band 4_LTE_15MHz_Nss1,(QPSK)_1TX	23.12	0.205	26.40	0.437
Band 4_LTE_15MHz_Nss1,(16QAM)_1TX	21.79	0.151	25.07	0.321
Band 4_LTE_20MHz_Nss1,(QPSK)_1TX	23.39	0.218	26.67	0.465
Band 4_LTE_20MHz_Nss1,(16QAM)_1TX	22.25	0.168	25.53	0.357

**Result**

Mode	Result	RB	RB Start	Power (dBm)	Power (W)	Power Lim. (W)	DG (dBi)	EIRP (dBm)	EIRP (W)	EIRP Lim. (W)	P1 (dBm)
LTE_1.4MHz_Nss1,(QPSK)_1TX	-	-	-	-	-	-	-	-	-	-	-
1710.7MHz	Pass	1	0	23.18	0.208	Inf	3.28	26.46	0.443	1	23.18
1710.7MHz	Pass	1	3	23.35	0.216	Inf	3.28	26.63	0.460	1	23.35
1710.7MHz	Pass	1	5	22.96	0.198	Inf	3.28	26.24	0.421	1	22.96
1710.7MHz	Pass	3	0	23.16	0.207	Inf	3.28	26.44	0.441	1	23.16
1710.7MHz	Pass	3	2	23.47	0.222	Inf	3.28	26.75	0.473	1	23.47
1710.7MHz	Pass	3	3	23.17	0.207	Inf	3.28	26.45	0.442	1	23.17
1710.7MHz	Pass	6	0	22.11	0.163	Inf	3.28	25.39	0.346	1	22.11
1732.5MHz	Pass	1	0	22.90	0.195	Inf	3.28	26.18	0.415	1	22.90
1732.5MHz	Pass	1	3	23.08	0.203	Inf	3.28	26.36	0.433	1	23.08
1732.5MHz	Pass	1	5	22.61	0.182	Inf	3.28	25.89	0.388	1	22.61
1732.5MHz	Pass	3	0	23.13	0.206	Inf	3.28	26.41	0.438	1	23.13
1732.5MHz	Pass	3	2	22.95	0.197	Inf	3.28	26.23	0.420	1	22.95
1732.5MHz	Pass	3	3	23.14	0.206	Inf	3.28	26.42	0.439	1	23.14
1732.5MHz	Pass	6	0	21.84	0.153	Inf	3.28	25.12	0.325	1	21.84
1754.3MHz	Pass	1	0	23.04	0.201	Inf	3.28	26.32	0.429	1	23.04
1754.3MHz	Pass	1	3	23.02	0.200	Inf	3.28	26.30	0.427	1	23.02
1754.3MHz	Pass	1	5	22.89	0.195	Inf	3.28	26.17	0.414	1	22.89
1754.3MHz	Pass	3	0	23.10	0.204	Inf	3.28	26.38	0.435	1	23.10
1754.3MHz	Pass	3	2	22.91	0.195	Inf	3.28	26.19	0.416	1	22.91
1754.3MHz	Pass	3	3	23.15	0.207	Inf	3.28	26.43	0.440	1	23.15
1754.3MHz	Pass	6	0	21.85	0.153	Inf	3.28	25.13	0.326	1	21.85
LTE_1.4MHz_Nss1,(16QAM)_1TX	-	-	-	-	-	-	-	-	-	-	-
1710.7MHz	Pass	1	0	22.02	0.159	Inf	3.28	25.30	0.339	1	22.02
1710.7MHz	Pass	1	3	22.29	0.169	Inf	3.28	25.57	0.361	1	22.29
1710.7MHz	Pass	1	5	21.72	0.149	Inf	3.28	25.00	0.316	1	21.72



# AV Power Result

Mode	Result	RB	RB Start	Power (dBm)	Power (W)	Power Lim. (W)	DG (dBi)	EIRP (dBm)	EIRP (W)	EIRP Lim. (W)	P1 (dBm)
1710.7MHz	Pass	3	0	22.32	0.171	Inf	3.28	25.60	0.363	1	22.32
1710.7MHz	Pass	3	2	22.38	0.173	Inf	3.28	25.66	0.368	1	22.38
1710.7MHz	Pass	3	3	22.37	0.173	Inf	3.28	25.65	0.367	1	22.37
1710.7MHz	Pass	6	0	21.26	0.134	Inf	3.28	24.54	0.284	1	21.26
1732.5MHz	Pass	1	0	21.85	0.153	Inf	3.28	25.13	0.326	1	21.85
1732.5MHz	Pass	1	3	22.01	0.159	Inf	3.28	25.29	0.338	1	22.01
1732.5MHz	Pass	1	5	21.66	0.147	Inf	3.28	24.94	0.312	1	21.66
1732.5MHz	Pass	3	0	22.07	0.161	Inf	3.28	25.35	0.343	1	22.07
1732.5MHz	Pass	3	2	22.20	0.166	Inf	3.28	25.48	0.353	1	22.20
1732.5MHz	Pass	3	3	22.14	0.164	Inf	3.28	25.42	0.348	1	22.14
1732.5MHz	Pass	6	0	20.99	0.126	Inf	3.28	24.27	0.267	1	20.99
1754.3MHz	Pass	1	0	21.50	0.141	Inf	3.28	24.78	0.301	1	21.50
1754.3MHz	Pass	1	3	22.13	0.163	Inf	3.28	25.41	0.348	1	22.13
1754.3MHz	Pass	1	5	21.52	0.142	Inf	3.28	24.80	0.302	1	21.52
1754.3MHz	Pass	3	0	22.19	0.166	Inf	3.28	25.47	0.352	1	22.19
1754.3MHz	Pass	3	2	22.06	0.161	Inf	3.28	25.34	0.342	1	22.06
1754.3MHz	Pass	3	3	22.21	0.166	Inf	3.28	25.49	0.354	1	22.21
1754.3MHz	Pass	6	0	21.09	0.129	Inf	3.28	24.37	0.274	1	21.09
LTE_3MHz_Nss1,(QPSK)_1TX	-	-	-	-	-	-	-	-	-	-	-
1711.5MHz	Pass	1	0	23.16	0.207	Inf	3.28	26.44	0.441	1	23.16
1711.5MHz	Pass	1	8	23.34	0.216	Inf	3.28	26.62	0.459	1	23.34
1711.5MHz	Pass	1	14	22.83	0.192	Inf	3.28	26.11	0.408	1	22.83
1711.5MHz	Pass	8	0	22.33	0.171	Inf	3.28	25.61	0.364	1	22.33
1711.5MHz	Pass	8	4	22.37	0.173	Inf	3.28	25.65	0.367	1	22.37
1711.5MHz	Pass	8	7	22.35	0.172	Inf	3.28	25.63	0.366	1	22.35
1711.5MHz	Pass	15	0	22.30	0.170	Inf	3.28	25.58	0.361	1	22.30
1732.5MHz	Pass	1	0	23.15	0.207	Inf	3.28	26.43	0.440	1	23.15
1732.5MHz	Pass	1	8	22.93	0.196	Inf	3.28	26.21	0.418	1	22.93
1732.5MHz	Pass	1	14	22.76	0.189	Inf	3.28	26.04	0.402	1	22.76
1732.5MHz	Pass	8	0	22.20	0.166	Inf	3.28	25.48	0.353	1	22.20
1732.5MHz	Pass	8	4	22.17	0.165	Inf	3.28	25.45	0.351	1	22.17
1732.5MHz	Pass	8	7	22.06	0.161	Inf	3.28	25.34	0.342	1	22.06
1732.5MHz	Pass	15	0	22.08	0.161	Inf	3.28	25.36	0.344	1	22.08
1753.5MHz	Pass	1	0	23.00	0.200	Inf	3.28	26.28	0.425	1	23.00
1753.5MHz	Pass	1	8	22.92	0.196	Inf	3.28	26.20	0.417	1	22.92
1753.5MHz	Pass	1	14	22.87	0.194	Inf	3.28	26.15	0.412	1	22.87
1753.5MHz	Pass	8	0	21.91	0.155	Inf	3.28	25.19	0.330	1	21.91
1753.5MHz	Pass	8	4	22.00	0.158	Inf	3.28	25.28	0.337	1	22.00
1753.5MHz	Pass	8	7	21.89	0.155	Inf	3.28	25.17	0.329	1	21.89
1753.5MHz	Pass	15	0	22.00	0.158	Inf	3.28	25.28	0.337	1	22.00
LTE_3MHz_Nss1,(16QAM)_1TX	-	-	-	-	-	-	-	-	-	-	-
1711.5MHz	Pass	1	0	21.70	0.148	Inf	3.28	24.98	0.315	1	21.70
1711.5MHz	Pass	1	8	21.92	0.156	Inf	3.28	25.20	0.331	1	21.92
1711.5MHz	Pass	1	14	22.22	0.167	Inf	3.28	25.50	0.355	1	22.22
1711.5MHz	Pass	8	0	21.30	0.135	Inf	3.28	24.58	0.287	1	21.30



# AV Power Result

# Appendix A

Mode	Result	RB	RB Start	Power (dBm)	Power (W)	Power Lim. (W)	DG (dBi)	EIRP (dBm)	EIRP (W)	EIRP Lim. (W)	P1 (dBm)
1711.5MHz	Pass	8	4	21.41	0.138	Inf	3.28	24.69	0.294	1	21.41
1711.5MHz	Pass	8	7	21.36	0.137	Inf	3.28	24.64	0.291	1	21.36
1711.5MHz	Pass	15	0	21.16	0.131	Inf	3.28	24.44	0.278	1	21.16
1732.5MHz	Pass	1	0	21.51	0.142	Inf	3.28	24.79	0.301	1	21.51
1732.5MHz	Pass	1	8	21.45	0.140	Inf	3.28	24.73	0.297	1	21.45
1732.5MHz	Pass	1	14	21.56	0.143	Inf	3.28	24.84	0.305	1	21.56
1732.5MHz	Pass	8	0	21.14	0.130	Inf	3.28	24.42	0.277	1	21.14
1732.5MHz	Pass	8	4	21.12	0.129	Inf	3.28	24.40	0.275	1	21.12
1732.5MHz	Pass	8	7	21.12	0.129	Inf	3.28	24.40	0.275	1	21.12
1732.5MHz	Pass	15	0	21.12	0.129	Inf	3.28	24.40	0.275	1	21.12
1753.5MHz	Pass	1	0	21.78	0.151	Inf	3.28	25.06	0.321	1	21.78
1753.5MHz	Pass	1	8	21.79	0.151	Inf	3.28	25.07	0.321	1	21.79
1753.5MHz	Pass	1	14	21.94	0.156	Inf	3.28	25.22	0.333	1	21.94
1753.5MHz	Pass	8	0	21.05	0.127	Inf	3.28	24.33	0.271	1	21.05
1753.5MHz	Pass	8	4	21.12	0.129	Inf	3.28	24.40	0.275	1	21.12
1753.5MHz	Pass	8	7	21.14	0.130	Inf	3.28	24.42	0.277	1	21.14
1753.5MHz	Pass	15	0	20.93	0.124	Inf	3.28	24.21	0.264	1	20.93
LTE_5MHz_Nss1,(QPSK)_1TX	-	-	-	-	-	-	-	-	-	-	-
1712.5MHz	Pass	1	0	23.23	0.210	Inf	3.28	26.51	0.448	1	23.23
1712.5MHz	Pass	1	12	23.22	0.210	Inf	3.28	26.50	0.447	1	23.22
1712.5MHz	Pass	1	24	23.03	0.201	Inf	3.28	26.31	0.428	1	23.03
1712.5MHz	Pass	12	0	22.17	0.165	Inf	3.28	25.45	0.351	1	22.17
1712.5MHz	Pass	12	7	22.29	0.169	Inf	3.28	25.57	0.361	1	22.29
1712.5MHz	Pass	12	12	22.25	0.168	Inf	3.28	25.53	0.357	1	22.25
1712.5MHz	Pass	25	0	22.30	0.170	Inf	3.28	25.58	0.361	1	22.30
1732.5MHz	Pass	1	0	22.98	0.199	Inf	3.28	26.26	0.423	1	22.98
1732.5MHz	Pass	1	12	22.80	0.191	Inf	3.28	26.08	0.406	1	22.80
1732.5MHz	Pass	1	24	22.72	0.187	Inf	3.28	26.00	0.398	1	22.72
1732.5MHz	Pass	12	0	21.87	0.154	Inf	3.28	25.15	0.327	1	21.87
1732.5MHz	Pass	12	7	21.85	0.153	Inf	3.28	25.13	0.326	1	21.85
1732.5MHz	Pass	12	12	22.06	0.161	Inf	3.28	25.34	0.342	1	22.06
1732.5MHz	Pass	25	0	22.09	0.162	Inf	3.28	25.37	0.344	1	22.09
1752.5MHz	Pass	1	0	23.00	0.200	Inf	3.28	26.28	0.425	1	23.00
1752.5MHz	Pass	1	12	22.90	0.195	Inf	3.28	26.18	0.415	1	22.90
1752.5MHz	Pass	1	24	23.30	0.214	Inf	3.28	26.58	0.455	1	23.30
1752.5MHz	Pass	12	0	21.98	0.158	Inf	3.28	25.26	0.336	1	21.98
1752.5MHz	Pass	12	7	21.97	0.157	Inf	3.28	25.25	0.335	1	21.97
1752.5MHz	Pass	12	12	22.17	0.165	Inf	3.28	25.45	0.351	1	22.17
1752.5MHz	Pass	25	0	22.03	0.160	Inf	3.28	25.31	0.340	1	22.03
LTE_5MHz_Nss1,(16QAM)_1TX	-	-	-	-	-	-	-	-	-	-	-
1712.5MHz	Pass	1	0	21.64	0.146	Inf	3.28	24.92	0.310	1	21.64
1712.5MHz	Pass	1	12	21.59	0.144	Inf	3.28	24.87	0.307	1	21.59
1712.5MHz	Pass	1	24	22.03	0.160	Inf	3.28	25.31	0.340	1	22.03
1712.5MHz	Pass	12	0	21.21	0.132	Inf	3.28	24.49	0.281	1	21.21
1712.5MHz	Pass	12	7	21.29	0.135	Inf	3.28	24.57	0.286	1	21.29



# AV Power Result

# Appendix A

Mode	Result	RB	RB Start	Power (dBm)	Power (W)	Power Lim. (W)	DG (dBi)	EIRP (dBm)	EIRP (W)	EIRP Lim. (W)	P1 (dBm)
1712.5MHz	Pass	12	12	21.39	0.138	Inf	3.28	24.67	0.293	1	21.39
1712.5MHz	Pass	25	0	21.34	0.136	Inf	3.28	24.62	0.290	1	21.34
1732.5MHz	Pass	1	0	21.62	0.145	Inf	3.28	24.90	0.309	1	21.62
1732.5MHz	Pass	1	12	21.60	0.145	Inf	3.28	24.88	0.308	1	21.60
1732.5MHz	Pass	1	24	21.53	0.142	Inf	3.28	24.81	0.303	1	21.53
1732.5MHz	Pass	12	0	21.14	0.130	Inf	3.28	24.42	0.277	1	21.14
1732.5MHz	Pass	12	7	21.23	0.133	Inf	3.28	24.51	0.282	1	21.23
1732.5MHz	Pass	12	12	20.79	0.120	Inf	3.28	24.07	0.255	1	20.79
1732.5MHz	Pass	25	0	21.10	0.129	Inf	3.28	24.38	0.274	1	21.10
1752.5MHz	Pass	1	0	21.58	0.144	Inf	3.28	24.86	0.306	1	21.58
1752.5MHz	Pass	1	12	21.64	0.146	Inf	3.28	24.92	0.310	1	21.64
1752.5MHz	Pass	1	24	21.83	0.152	Inf	3.28	25.11	0.324	1	21.83
1752.5MHz	Pass	12	0	20.99	0.126	Inf	3.28	24.27	0.267	1	20.99
1752.5MHz	Pass	12	7	20.77	0.119	Inf	3.28	24.05	0.254	1	20.77
1752.5MHz	Pass	12	12	20.96	0.125	Inf	3.28	24.24	0.265	1	20.96
1752.5MHz	Pass	25	0	21.16	0.131	Inf	3.28	24.44	0.278	1	21.16
LTE_10MHz_Nss1,(QPSK)_1TX	-	-	-	-	-	-	-	-	-	-	-
1715MHz	Pass	1	0	22.89	0.195	Inf	3.28	26.17	0.414	1	22.89
1715MHz	Pass	1	25	23.13	0.206	Inf	3.28	26.41	0.438	1	23.13
1715MHz	Pass	1	49	22.75	0.188	Inf	3.28	26.03	0.401	1	22.75
1715MHz	Pass	25	0	22.03	0.160	Inf	3.28	25.31	0.340	1	22.03
1715MHz	Pass	25	12	22.17	0.165	Inf	3.28	25.45	0.351	1	22.17
1715MHz	Pass	25	25	21.97	0.157	Inf	3.28	25.25	0.335	1	21.97
1715MHz	Pass	50	0	22.03	0.160	Inf	3.28	25.31	0.340	1	22.03
1732.5MHz	Pass	1	0	22.69	0.186	Inf	3.28	25.97	0.395	1	22.69
1732.5MHz	Pass	1	25	22.89	0.195	Inf	3.28	26.17	0.414	1	22.89
1732.5MHz	Pass	1	49	22.54	0.179	Inf	3.28	25.82	0.382	1	22.54
1732.5MHz	Pass	25	0	21.86	0.153	Inf	3.28	25.14	0.327	1	21.86
1732.5MHz	Pass	25	12	21.81	0.152	Inf	3.28	25.09	0.323	1	21.81
1732.5MHz	Pass	25	25	21.85	0.153	Inf	3.28	25.13	0.326	1	21.85
1732.5MHz	Pass	50	0	21.82	0.152	Inf	3.28	25.10	0.324	1	21.82
1750MHz	Pass	1	0	22.87	0.194	Inf	3.28	26.15	0.412	1	22.87
1750MHz	Pass	1	25	22.95	0.197	Inf	3.28	26.23	0.420	1	22.95
1750MHz	Pass	1	49	22.83	0.192	Inf	3.28	26.11	0.408	1	22.83
1750MHz	Pass	25	0	21.84	0.153	Inf	3.28	25.12	0.325	1	21.84
1750MHz	Pass	25	12	22.07	0.161	Inf	3.28	25.35	0.343	1	22.07
1750MHz	Pass	25	25	21.99	0.158	Inf	3.28	25.27	0.337	1	21.99
1750MHz	Pass	50	0	22.14	0.164	Inf	3.28	25.42	0.348	1	22.14
LTE_10MHz_Nss1,(16QAM)_1TX	-	-	-	-	-	-	-	-	-	-	-
1715MHz	Pass	1	0	21.61	0.145	Inf	3.28	24.89	0.308	1	21.61
1715MHz	Pass	1	25	22.29	0.169	Inf	3.28	25.57	0.361	1	22.29
1715MHz	Pass	1	49	21.46	0.140	Inf	3.28	24.74	0.298	1	21.46
1715MHz	Pass	25	0	21.15	0.130	Inf	3.28	24.43	0.277	1	21.15
1715MHz	Pass	25	12	21.43	0.139	Inf	3.28	24.71	0.296	1	21.43
1715MHz	Pass	25	25	21.08	0.128	Inf	3.28	24.36	0.273	1	21.08



# AV Power Result

# Appendix A

Mode	Result	RB	RB Start	Power (dBm)	Power (W)	Power Lim. (W)	DG (dBi)	EIRP (dBm)	EIRP (W)	EIRP Lim. (W)	P1 (dBm)
1732.5MHz	Pass	1	0	21.44	0.139	Inf	3.28	24.72	0.296	1	21.44
1732.5MHz	Pass	1	25	21.69	0.148	Inf	3.28	24.97	0.314	1	21.69
1732.5MHz	Pass	1	49	21.70	0.148	Inf	3.28	24.98	0.315	1	21.70
1732.5MHz	Pass	25	0	20.79	0.120	Inf	3.28	24.07	0.255	1	20.79
1732.5MHz	Pass	25	12	21.00	0.126	Inf	3.28	24.28	0.268	1	21.00
1732.5MHz	Pass	25	25	20.83	0.121	Inf	3.28	24.11	0.258	1	20.83
1750MHz	Pass	1	0	21.89	0.155	Inf	3.28	25.17	0.329	1	21.89
1750MHz	Pass	1	25	22.14	0.164	Inf	3.28	25.42	0.348	1	22.14
1750MHz	Pass	1	49	22.01	0.159	Inf	3.28	25.29	0.338	1	22.01
1750MHz	Pass	25	0	21.16	0.131	Inf	3.28	24.44	0.278	1	21.16
1750MHz	Pass	25	12	20.93	0.124	Inf	3.28	24.21	0.264	1	20.93
1750MHz	Pass	25	25	21.06	0.128	Inf	3.28	24.34	0.272	1	21.06
LTE_15MHz_Nss1,(QPSK)_1TX	-	-	-	-	-	-	-	-	-	-	-
1717.5MHz	Pass	1	0	20.34	0.108	Inf	3.28	23.62	0.230	1	20.34
1717.5MHz	Pass	1	38	23.12	0.205	Inf	3.28	26.40	0.437	1	23.12
1717.5MHz	Pass	1	74	20.40	0.110	Inf	3.28	23.68	0.233	1	20.40
1717.5MHz	Pass	36	0	22.09	0.162	Inf	3.28	25.37	0.344	1	22.09
1717.5MHz	Pass	36	20	22.00	0.158	Inf	3.28	25.28	0.337	1	22.00
1717.5MHz	Pass	36	39	21.98	0.158	Inf	3.28	25.26	0.336	1	21.98
1717.5MHz	Pass	75	0	22.03	0.160	Inf	3.28	25.31	0.340	1	22.03
1732.5MHz	Pass	1	0	20.35	0.108	Inf	3.28	23.63	0.231	1	20.35
1732.5MHz	Pass	1	38	22.82	0.191	Inf	3.28	26.10	0.407	1	22.82
1732.5MHz	Pass	1	74	20.44	0.111	Inf	3.28	23.72	0.236	1	20.44
1732.5MHz	Pass	36	0	21.91	0.155	Inf	3.28	25.19	0.330	1	21.91
1732.5MHz	Pass	36	20	21.89	0.155	Inf	3.28	25.17	0.329	1	21.89
1732.5MHz	Pass	36	39	21.86	0.153	Inf	3.28	25.14	0.327	1	21.86
1732.5MHz	Pass	75	0	21.96	0.157	Inf	3.28	25.24	0.334	1	21.96
1747.5MHz	Pass	1	0	20.51	0.112	Inf	3.28	23.79	0.239	1	20.51
1747.5MHz	Pass	1	38	23.06	0.202	Inf	3.28	26.34	0.431	1	23.06
1747.5MHz	Pass	1	74	20.41	0.110	Inf	3.28	23.69	0.234	1	20.41
1747.5MHz	Pass	36	0	21.88	0.154	Inf	3.28	25.16	0.328	1	21.88
1747.5MHz	Pass	36	20	22.10	0.162	Inf	3.28	25.38	0.345	1	22.10
1747.5MHz	Pass	36	39	22.07	0.161	Inf	3.28	25.35	0.343	1	22.07
1747.5MHz	Pass	75	0	22.07	0.161	Inf	3.28	25.35	0.343	1	22.07
LTE_15MHz_Nss1,(16QAM)_1TX	-	-	-	-	-	-	-	-	-	-	-
1717.5MHz	Pass	1	0	19.86	0.097	Inf	3.28	23.14	0.206	1	19.86
1717.5MHz	Pass	1	38	21.79	0.151	Inf	3.28	25.07	0.321	1	21.79
1717.5MHz	Pass	1	74	19.75	0.094	Inf	3.28	23.03	0.201	1	19.75
1732.5MHz	Pass	1	0	19.88	0.097	Inf	3.28	23.16	0.207	1	19.88
1732.5MHz	Pass	1	38	21.58	0.144	Inf	3.28	24.86	0.306	1	21.58
1732.5MHz	Pass	1	74	19.93	0.098	Inf	3.28	23.21	0.209	1	19.93
1747.5MHz	Pass	1	0	19.99	0.100	Inf	3.28	23.27	0.212	1	19.99
1747.5MHz	Pass	1	38	21.78	0.151	Inf	3.28	25.06	0.321	1	21.78
1747.5MHz	Pass	1	74	19.96	0.099	Inf	3.28	23.24	0.211	1	19.96
LTE_20MHz_Nss1,(QPSK)_1TX	-	-	-	-	-	-	-	-	-	-	-



# AV Power Result

Mode	Result	RB	RB Start	Power (dBm)	Power (W)	Power Lim. (W)	DG (dBi)	EIRP (dBm)	EIRP (W)	EIRP Lim. (W)	P1 (dBm)
1720MHz	Pass	1	0	20.45	0.111	Inf	3.28	23.73	0.236	1	20.45
1720MHz	Pass	1	50	23.39	0.218	Inf	3.28	26.67	0.465	1	23.39
1720MHz	Pass	1	99	20.50	0.112	Inf	3.28	23.78	0.239	1	20.50
1720MHz	Pass	50	0	22.04	0.160	Inf	3.28	25.32	0.340	1	22.04
1720MHz	Pass	50	25	22.13	0.163	Inf	3.28	25.41	0.348	1	22.13
1720MHz	Pass	50	50	22.13	0.163	Inf	3.28	25.41	0.348	1	22.13
1720MHz	Pass	100	0	22.04	0.160	Inf	3.28	25.32	0.340	1	22.04
1732.5MHz	Pass	1	0	20.35	0.108	Inf	3.28	23.63	0.231	1	20.35
1732.5MHz	Pass	1	50	23.02	0.200	Inf	3.28	26.30	0.427	1	23.02
1732.5MHz	Pass	1	99	20.34	0.108	Inf	3.28	23.62	0.230	1	20.34
1732.5MHz	Pass	50	0	21.90	0.155	Inf	3.28	25.18	0.330	1	21.90
1732.5MHz	Pass	50	25	21.99	0.158	Inf	3.28	25.27	0.337	1	21.99
1732.5MHz	Pass	50	50	21.89	0.155	Inf	3.28	25.17	0.329	1	21.89
1732.5MHz	Pass	100	0	21.92	0.156	Inf	3.28	25.20	0.331	1	21.92
1745MHz	Pass	1	0	20.35	0.108	Inf	3.28	23.63	0.231	1	20.35
1745MHz	Pass	1	50	23.34	0.216	Inf	3.28	26.62	0.459	1	23.34
1745MHz	Pass	1	99	20.51	0.112	Inf	3.28	23.79	0.239	1	20.51
1745MHz	Pass	50	0	21.97	0.157	Inf	3.28	25.25	0.335	1	21.97
1745MHz	Pass	50	25	21.79	0.151	Inf	3.28	25.07	0.321	1	21.79
1745MHz	Pass	50	50	22.10	0.162	Inf	3.28	25.38	0.345	1	22.10
1745MHz	Pass	100	0	21.95	0.157	Inf	3.28	25.23	0.333	1	21.95
LTE_20MHz_Nss1,(16QAM)_1TX	-	-	-	-	-	-	-	-	-	-	-
1720MHz	Pass	1	0	20.00	0.100	Inf	3.28	23.28	0.213	1	20.00
1720MHz	Pass	1	50	22.25	0.168	Inf	3.28	25.53	0.357	1	22.25
1720MHz	Pass	1	99	19.81	0.096	Inf	3.28	23.09	0.204	1	19.81
1732.5MHz	Pass	1	0	19.82	0.096	Inf	3.28	23.10	0.204	1	19.82
1732.5MHz	Pass	1	50	21.80	0.151	Inf	3.28	25.08	0.322	1	21.80
1732.5MHz	Pass	1	99	19.87	0.097	Inf	3.28	23.15	0.207	1	19.87
1745MHz	Pass	1	0	20.11	0.103	Inf	3.28	23.39	0.218	1	20.11
1745MHz	Pass	1	50	21.87	0.154	Inf	3.28	25.15	0.327	1	21.87
1745MHz	Pass	1	99	19.83	0.096	Inf	3.28	23.11	0.205	1	19.83

DG = Directional Gain; Port X = Port X output power



**For LTE Band 13:  
Summary**

Mode	Power (dBm)	Power (W)	ERP (dBm)	ERP (W)
Band 13	-	-	-	-
Band 13_LTE_5MHz_Nss1,(QPSK)_1TX	22.25	0.168	24.82	0.303
Band 13_LTE_5MHz_Nss1,(16QAM)_1TX	21.57	0.144	24.14	0.259
Band 13_LTE_10MHz_Nss1,(QPSK)_1TX	22.31	0.170	24.88	0.307
Band 13_LTE_10MHz_Nss1,(16QAM)_1TX	21.38	0.137	23.94	0.248

**Result**

Mode	Result	RB	RB Start	Power (dBm)	Power (W)	Power Lim. (W)	DG (dBi)	ERP (dBm)	ERP (W)	ERP Lim. (W)	P1 (dBm)
LTE_5MHz_Nss1,(QPSK)_1TX	-	-	-	-	-	-	-	-	-	-	-
779.5MHz	Pass	1	0	22.00	0.158	Inf	4.71	24.56	0.286	30	22.00
779.5MHz	Pass	1	12	22.03	0.160	Inf	4.71	24.59	0.288	30	22.03
779.5MHz	Pass	1	24	21.72	0.149	Inf	4.71	24.29	0.268	30	21.72
779.5MHz	Pass	12	0	21.48	0.141	Inf	4.71	24.04	0.254	30	21.48
779.5MHz	Pass	12	7	21.86	0.153	Inf	4.71	24.42	0.277	30	21.86
779.5MHz	Pass	12	12	21.91	0.155	Inf	4.71	24.47	0.280	30	21.91
779.5MHz	Pass	25	0	21.99	0.158	Inf	4.71	24.55	0.285	30	21.99
782MHz	Pass	1	0	21.90	0.155	Inf	4.71	24.46	0.279	30	21.90
782MHz	Pass	1	12	22.05	0.160	Inf	4.71	24.61	0.289	30	22.05
782MHz	Pass	1	24	22.25	0.168	Inf	4.71	24.82	0.303	30	22.25
782MHz	Pass	12	0	21.72	0.149	Inf	4.71	24.29	0.268	30	21.72
782MHz	Pass	12	7	21.95	0.157	Inf	4.71	24.51	0.282	30	21.95
782MHz	Pass	12	12	22.03	0.160	Inf	4.71	24.59	0.288	30	22.03
782MHz	Pass	25	0	21.98	0.158	Inf	4.71	24.54	0.285	30	21.98
784.5MHz	Pass	1	0	21.71	0.148	Inf	4.71	24.28	0.268	30	21.71
784.5MHz	Pass	1	12	21.38	0.137	Inf	4.71	23.94	0.248	30	21.38
784.5MHz	Pass	1	24	22.25	0.168	Inf	4.71	24.82	0.303	30	22.25
784.5MHz	Pass	12	0	21.41	0.138	Inf	4.71	23.97	0.249	30	21.41
784.5MHz	Pass	12	7	21.73	0.149	Inf	4.71	24.30	0.269	30	21.73
784.5MHz	Pass	12	12	22.01	0.159	Inf	4.71	24.57	0.287	30	22.01
784.5MHz	Pass	25	0	21.98	0.158	Inf	4.71	24.54	0.285	30	21.98
LTE_5MHz_Nss1,(16QAM)_1TX	-	-	-	-	-	-	-	-	-	-	-
779.5MHz	Pass	1	0	21.36	0.137	Inf	4.71	23.93	0.247	30	21.36
779.5MHz	Pass	1	12	21.52	0.142	Inf	4.71	24.08	0.256	30	21.52
779.5MHz	Pass	1	24	21.38	0.137	Inf	4.71	23.94	0.248	30	21.38
779.5MHz	Pass	12	0	21.04	0.127	Inf	4.71	23.60	0.229	30	21.04
779.5MHz	Pass	12	7	20.90	0.123	Inf	4.71	23.46	0.222	30	20.90
779.5MHz	Pass	12	12	20.87	0.122	Inf	4.71	23.43	0.220	30	20.87
779.5MHz	Pass	25	0	20.88	0.122	Inf	4.71	23.44	0.221	30	20.88
782MHz	Pass	1	0	21.45	0.140	Inf	4.71	24.01	0.252	30	21.45
782MHz	Pass	1	12	21.57	0.144	Inf	4.71	24.14	0.259	30	21.57
782MHz	Pass	1	24	20.75	0.119	Inf	4.71	23.32	0.215	30	20.75
782MHz	Pass	12	0	21.00	0.126	Inf	4.71	23.56	0.227	30	21.00



## AV Power Result

Appendix A

Mode	Result	RB	RB Start	Power (dBm)	Power (W)	Power Lim. (W)	DG (dBi)	ERP (dBm)	ERP (W)	ERP Lim. (W)	P1 (dBm)
782MHz	Pass	12	7	20.86	0.122	Inf	4.71	23.43	0.220	30	20.86
782MHz	Pass	12	12	20.82	0.121	Inf	4.71	23.38	0.218	30	20.82
782MHz	Pass	25	0	21.00	0.126	Inf	4.71	23.56	0.227	30	21.00
784.5MHz	Pass	1	0	21.35	0.136	Inf	4.71	23.92	0.246	30	21.35
784.5MHz	Pass	1	12	21.20	0.132	Inf	4.71	23.76	0.238	30	21.20
784.5MHz	Pass	1	24	21.42	0.139	Inf	4.71	23.98	0.250	30	21.42
784.5MHz	Pass	12	0	20.76	0.119	Inf	4.71	23.32	0.215	30	20.76
784.5MHz	Pass	12	7	21.01	0.126	Inf	4.71	23.57	0.227	30	21.01
784.5MHz	Pass	12	12	20.84	0.121	Inf	4.71	23.40	0.219	30	20.84
784.5MHz	Pass	25	0	20.97	0.125	Inf	4.71	23.53	0.226	30	20.97
LTE_10MHz_Nss1,(QPSK)_1TX	-	-	-	-	-	-	-	-	-	-	-
782MHz	Pass	1	0	21.50	0.141	Inf	4.71	24.06	0.255	30	21.50
782MHz	Pass	1	25	22.31	0.170	Inf	4.71	24.88	0.307	30	22.31
782MHz	Pass	1	49	21.45	0.140	Inf	4.71	24.01	0.252	30	21.45
782MHz	Pass	25	0	22.02	0.159	Inf	4.71	24.58	0.287	30	22.02
782MHz	Pass	25	12	21.23	0.133	Inf	4.71	23.80	0.240	30	21.23
782MHz	Pass	25	25	21.44	0.139	Inf	4.71	24.00	0.251	30	21.44
782MHz	Pass	50	0	21.91	0.155	Inf	4.71	24.47	0.280	30	21.91
LTE_10MHz_Nss1,(16QAM)_1TX	-	-	-	-	-	-	-	-	-	-	-
782MHz	Pass	1	0	21.25	0.133	Inf	4.71	23.81	0.240	30	21.25
782MHz	Pass	1	25	21.38	0.137	Inf	4.71	23.94	0.248	30	21.38
782MHz	Pass	1	49	20.97	0.125	Inf	4.71	23.53	0.226	30	20.97
782MHz	Pass	25	0	20.82	0.121	Inf	4.71	23.38	0.218	30	20.82
782MHz	Pass	25	12	20.88	0.122	Inf	4.71	23.44	0.221	30	20.88
782MHz	Pass	25	25	20.80	0.120	Inf	4.71	23.37	0.217	30	20.80

DG = Directional Gain; Port X = Port X output power





**For LTE Band 4:  
Summary**

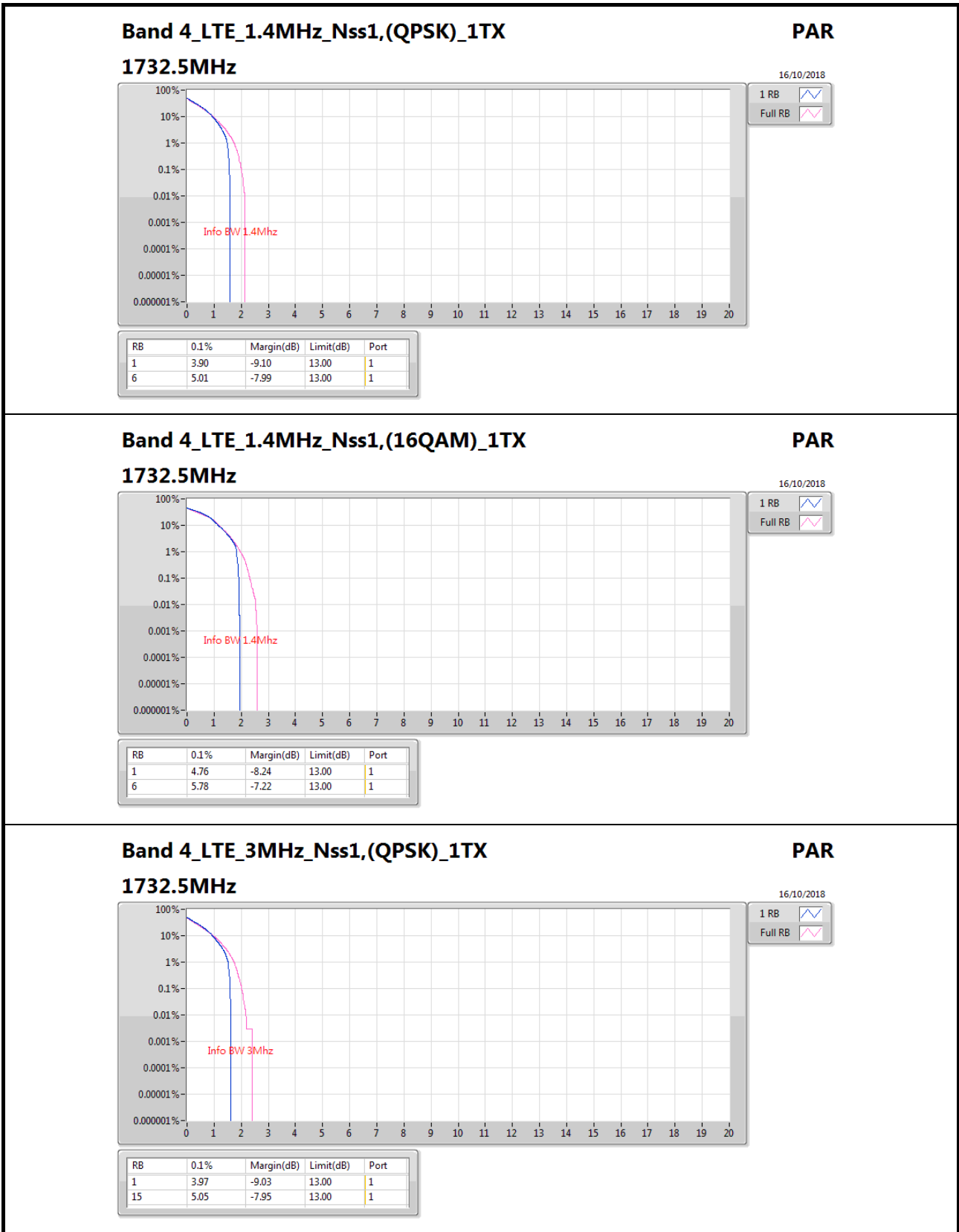
Mode	Result	RB	0.1%	Margin (dB)	Limit (dB)	Port
Band 4	-	-	-	-	-	-
Band 4_LTE_1.4MHz_Nss1,(QPSK)_1TX	Pass	6	5.01	-7.99	13.00	1
Band 4_LTE_1.4MHz_Nss1,(16QAM)_1TX	Pass	6	5.78	-7.22	13.00	1
Band 4_LTE_3MHz_Nss1,(QPSK)_1TX	Pass	15	5.05	-7.95	13.00	1
Band 4_LTE_3MHz_Nss1,(16QAM)_1TX	Pass	15	5.87	-7.13	13.00	1
Band 4_LTE_5MHz_Nss1,(QPSK)_1TX	Pass	25	5.08	-7.92	13.00	1
Band 4_LTE_5MHz_Nss1,(16QAM)_1TX	Pass	25	5.70	-7.30	13.00	1
Band 4_LTE_10MHz_Nss1,(QPSK)_1TX	Pass	50	5.07	-7.93	13.00	1
Band 4_LTE_10MHz_Nss1,(16QAM)_1TX	Pass	25	5.60	-7.40	13.00	1
Band 4_LTE_15MHz_Nss1,(QPSK)_1TX	Pass	75	4.81	-8.19	13.00	1
Band 4_LTE_15MHz_Nss1,(16QAM)_1TX	Pass	1	5.23	-7.77	13.00	1
Band 4_LTE_20MHz_Nss1,(QPSK)_1TX	Pass	100	4.74	-8.26	13.00	1
Band 4_LTE_20MHz_Nss1,(16QAM)_1TX	Pass	1	3.35	-9.65	13.00	1

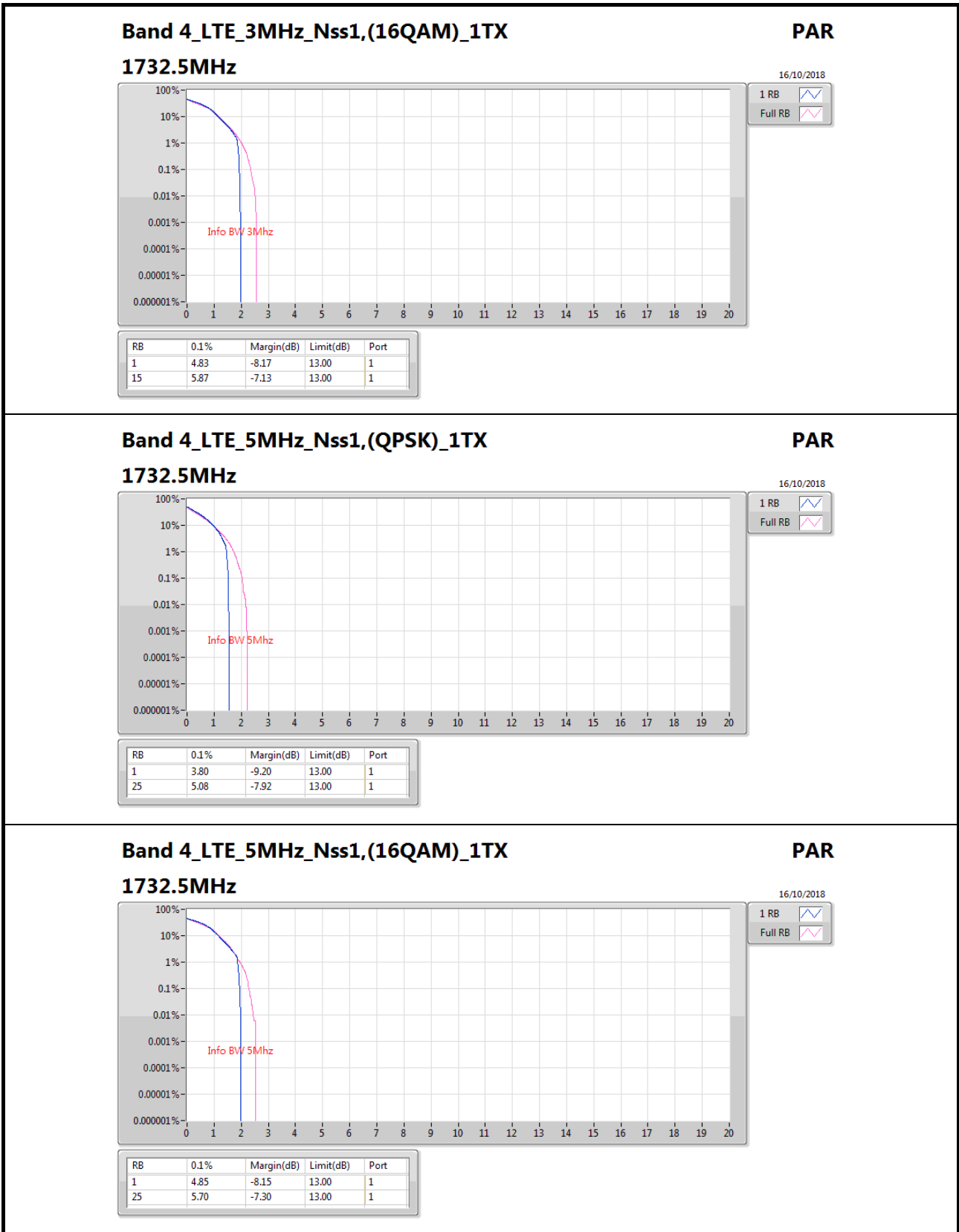
**Result**

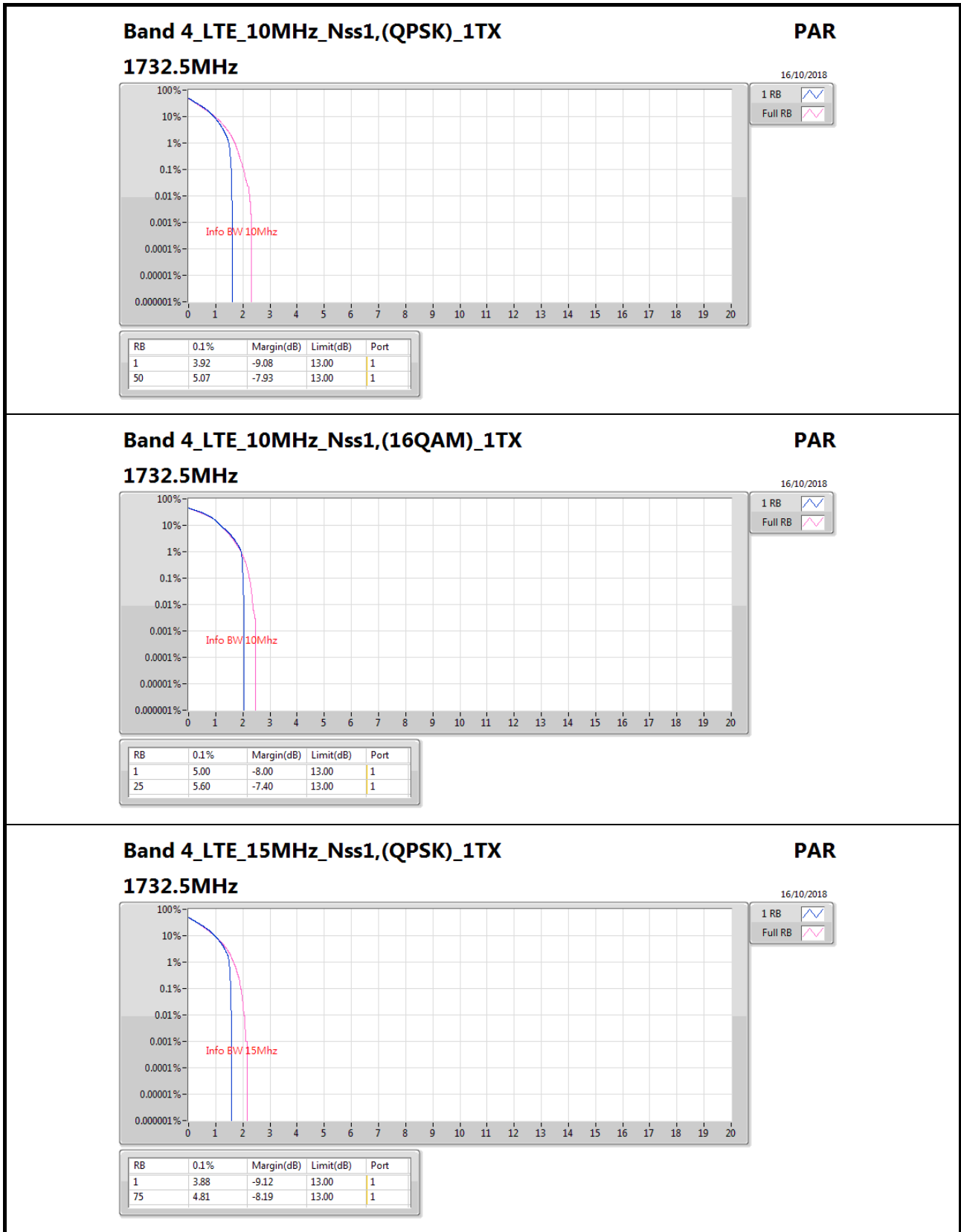
Mode	Result	RB	0.1%	Margin (dB)	Limit (dB)	Port
LTE_1.4MHz_Nss1,(QPSK)_1TX	-	-	-	-	-	-
1732.5MHz	Pass	1	3.90	-9.10	13.00	1
1732.5MHz	Pass	6	5.01	-7.99	13.00	1
LTE_1.4MHz_Nss1,(16QAM)_1TX	-	-	-	-	-	-
1732.5MHz	Pass	1	4.76	-8.24	13.00	1
1732.5MHz	Pass	6	5.78	-7.22	13.00	1
LTE_3MHz_Nss1,(QPSK)_1TX	-	-	-	-	-	-
1732.5MHz	Pass	1	3.97	-9.03	13.00	1
1732.5MHz	Pass	15	5.05	-7.95	13.00	1
LTE_3MHz_Nss1,(16QAM)_1TX	-	-	-	-	-	-
1732.5MHz	Pass	1	4.83	-8.17	13.00	1
1732.5MHz	Pass	15	5.87	-7.13	13.00	1
LTE_5MHz_Nss1,(QPSK)_1TX	-	-	-	-	-	-
1732.5MHz	Pass	1	3.80	-9.20	13.00	1
1732.5MHz	Pass	25	5.08	-7.92	13.00	1
LTE_5MHz_Nss1,(16QAM)_1TX	-	-	-	-	-	-
1732.5MHz	Pass	1	4.85	-8.15	13.00	1
1732.5MHz	Pass	25	5.70	-7.30	13.00	1
LTE_10MHz_Nss1,(QPSK)_1TX	-	-	-	-	-	-
1732.5MHz	Pass	1	3.92	-9.08	13.00	1
1732.5MHz	Pass	50	5.07	-7.93	13.00	1
LTE_10MHz_Nss1,(16QAM)_1TX	-	-	-	-	-	-
1732.5MHz	Pass	1	5.00	-8.00	13.00	1
1732.5MHz	Pass	25	5.60	-7.40	13.00	1
LTE_15MHz_Nss1,(QPSK)_1TX	-	-	-	-	-	-
1732.5MHz	Pass	1	3.88	-9.12	13.00	1



Mode	Result	RB	0.1%	Margin (dB)	Limit (dB)	Port
1732.5MHz	Pass	75	4.81	-8.19	13.00	1
LTE_15MHz_Nss1,(16QAM)_1TX	-	-	-	-	-	-
1732.5MHz	Pass	1	5.23	-7.77	13.00	1
LTE_20MHz_Nss1,(QPSK)_1TX	-	-	-	-	-	-
1732.5MHz	Pass	1	3.82	-9.18	13.00	1
1732.5MHz	Pass	100	4.74	-8.26	13.00	1
LTE_20MHz_Nss1,(16QAM)_1TX	-	-	-	-	-	-
1732.5MHz	Pass	1	3.35	-9.65	13.00	1





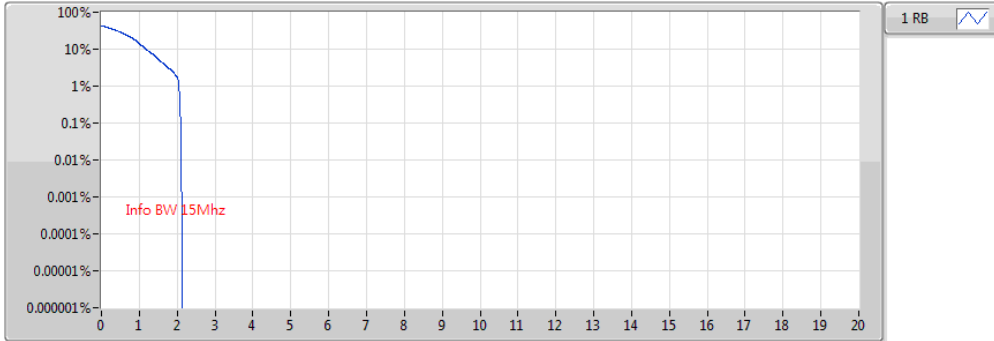


**Band 4\_LTE\_15MHz\_Nss1,(16QAM)\_1TX**

PAR

1732.5MHz

16/10/2018



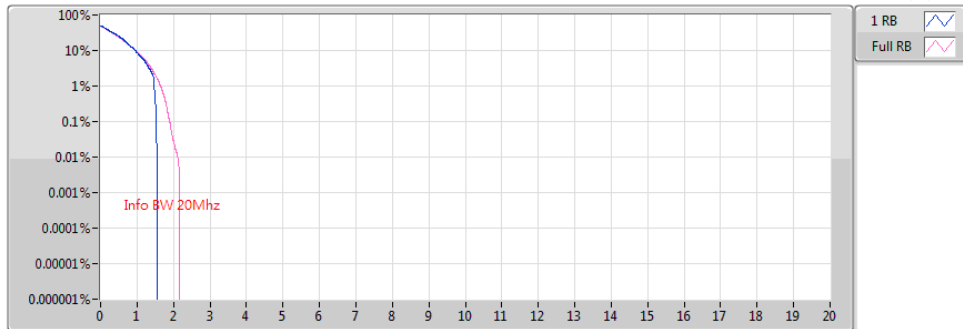
RB	0.1%	Margin(dB)	Limit(dB)	Port
1	5.23	-7.77	13.00	1

**Band 4\_LTE\_20MHz\_Nss1,(QPSK)\_1TX**

PAR

1732.5MHz

16/10/2018



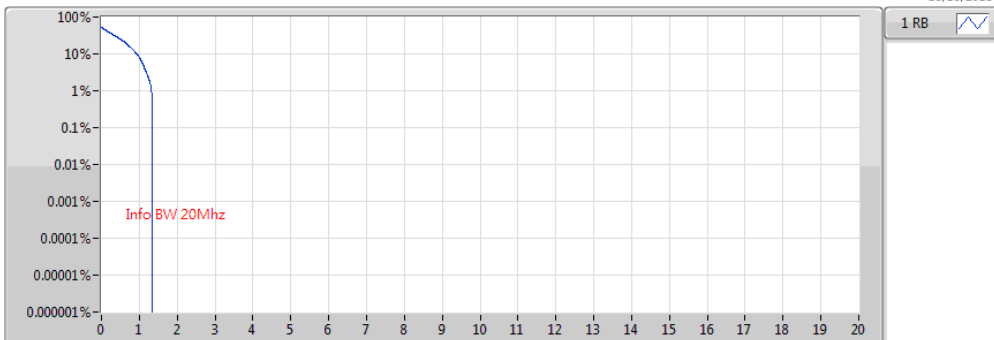
RB	0.1%	Margin(dB)	Limit(dB)	Port
1	3.82	-9.18	13.00	1
100	4.74	-8.26	13.00	1

**Band 4\_LTE\_20MHz\_Nss1,(16QAM)\_1TX**

PAR

1732.5MHz

16/10/2018



RB	0.1%	Margin(dB)	Limit(dB)	Port
1	3.35	-9.65	13.00	1

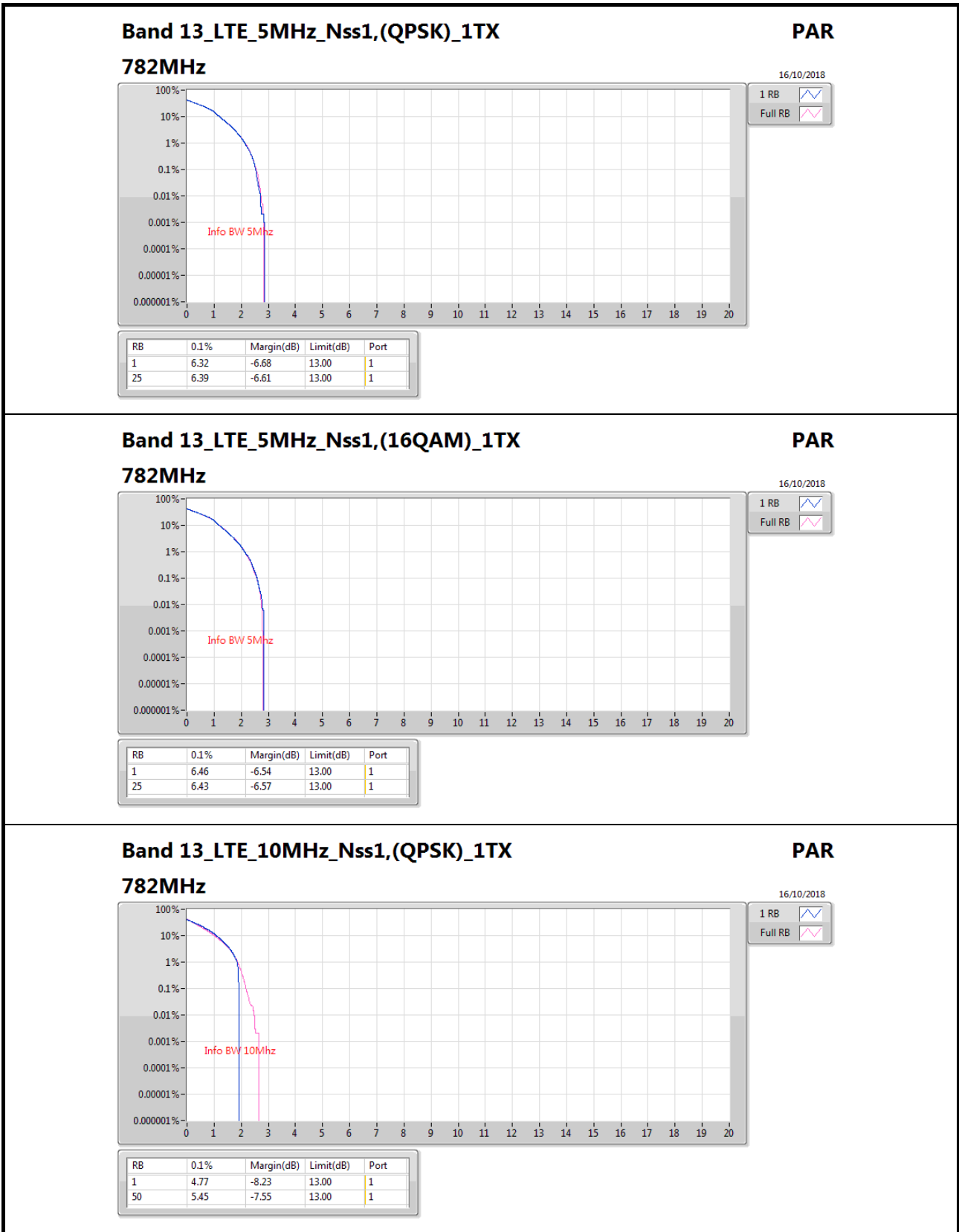


**For LTE Band 13:  
Summary**

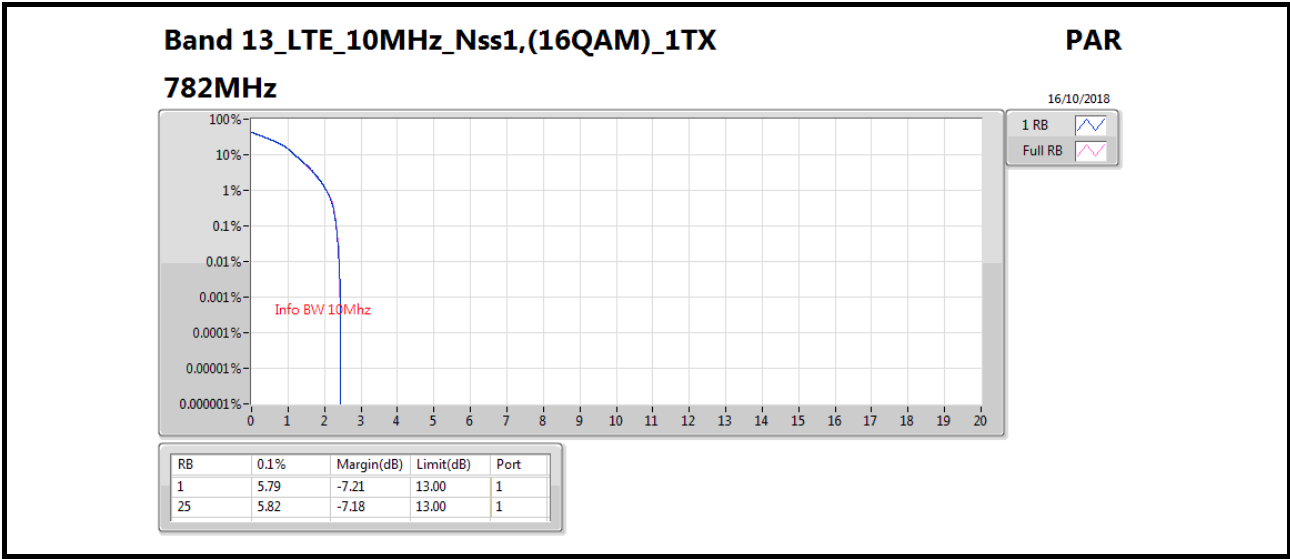
Mode	Result	RB	0.1%	Margin (dB)	Limit (dB)	Port
Band 13	-	-	-	-	-	-
Band 13_LTE_5MHz_Nss1,(QPSK)_1TX	Pass	25	6.39	-6.61	13.00	1
Band 13_LTE_5MHz_Nss1,(16QAM)_1TX	Pass	1	6.46	-6.54	13.00	1
Band 13_LTE_10MHz_Nss1,(QPSK)_1TX	Pass	50	5.45	-7.55	13.00	1
Band 13_LTE_10MHz_Nss1,(16QAM)_1TX	Pass	25	5.82	-7.18	13.00	1

**Result**

Mode	Result	RB	0.1%	Margin (dB)	Limit (dB)	Port
LTE_5MHz_Nss1,(QPSK)_1TX	-	-	-	-	-	-
782MHz	Pass	1	6.32	-6.68	13.00	1
782MHz	Pass	25	6.39	-6.61	13.00	1
LTE_5MHz_Nss1,(16QAM)_1TX	-	-	-	-	-	-
782MHz	Pass	1	6.46	-6.54	13.00	1
782MHz	Pass	25	6.43	-6.57	13.00	1
LTE_10MHz_Nss1,(QPSK)_1TX	-	-	-	-	-	-
782MHz	Pass	1	4.77	-8.23	13.00	1
782MHz	Pass	50	5.45	-7.55	13.00	1
LTE_10MHz_Nss1,(16QAM)_1TX	-	-	-	-	-	-
782MHz	Pass	1	5.79	-7.21	13.00	1
782MHz	Pass	25	5.82	-7.18	13.00	1







**For LTE Band 4:  
Summary**

Mode	Max-N dB (Hz)	Max-OBW (Hz)	ITU-Code	Min-N dB (Hz)	Min-OBW (Hz)
Band 4	-	-	-	-	-
Band 4_LTE_1.4MHz_Nss1,(QPSK)_1TX	1.267M	1.084M	1M08G7D	1.26M	1.082M
Band 4_LTE_1.4MHz_Nss1,(16QAM)_1TX	1.279M	1.086M	1M09W7D	1.264M	1.082M
Band 4_LTE_3MHz_Nss1,(QPSK)_1TX	2.936M	2.685M	2M69G7D	2.921M	2.677M
Band 4_LTE_3MHz_Nss1,(16QAM)_1TX	2.914M	2.682M	2M68W7D	2.903M	2.675M
Band 4_LTE_5MHz_Nss1,(QPSK)_1TX	4.869M	4.47M	4M47G7D	4.844M	4.466M
Band 4_LTE_5MHz_Nss1,(16QAM)_1TX	4.906M	4.47M	4M47W7D	4.844M	4.459M
Band 4_LTE_10MHz_Nss1,(QPSK)_1TX	9.688M	8.927M	8M93G7D	9.613M	8.91M
Band 4_LTE_10MHz_Nss1,(16QAM)_1TX	5.663M	4.53M	4M53W7D	5.488M	4.515M
Band 4_LTE_15MHz_Nss1,(QPSK)_1TX	14.494M	13.407M	13M4G7D	14.381M	13.343M
Band 4_LTE_15MHz_Nss1,(16QAM)_1TX	2.625M	2.231M	2M23W7D	2.419M	2.052M
Band 4_LTE_20MHz_Nss1,(QPSK)_1TX	19.1M	17.85M	17M8G7D	18.925M	17.778M
Band 4_LTE_20MHz_Nss1,(16QAM)_1TX	2.65M	2.223M	2M22W7D	2.325M	2.061M

**Max-N dB** = Maximum26dB downbandwidth;**Max-OBW** = Maximum99% occupied bandwidth;  
**Min-N dB** = Minimum26dB downbandwidth;**Min-OBW** = Minimum99% occupied bandwidth;

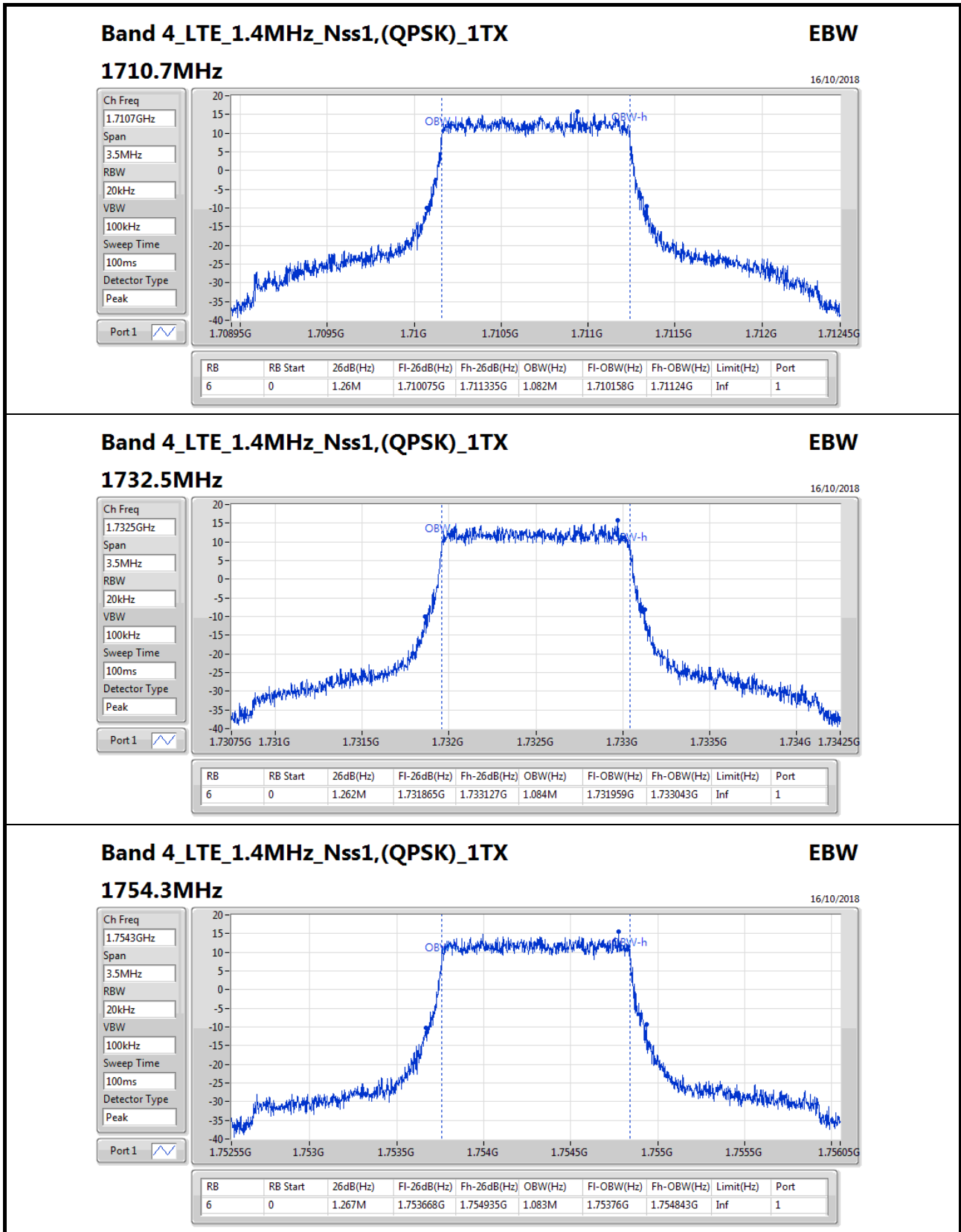
**Result**

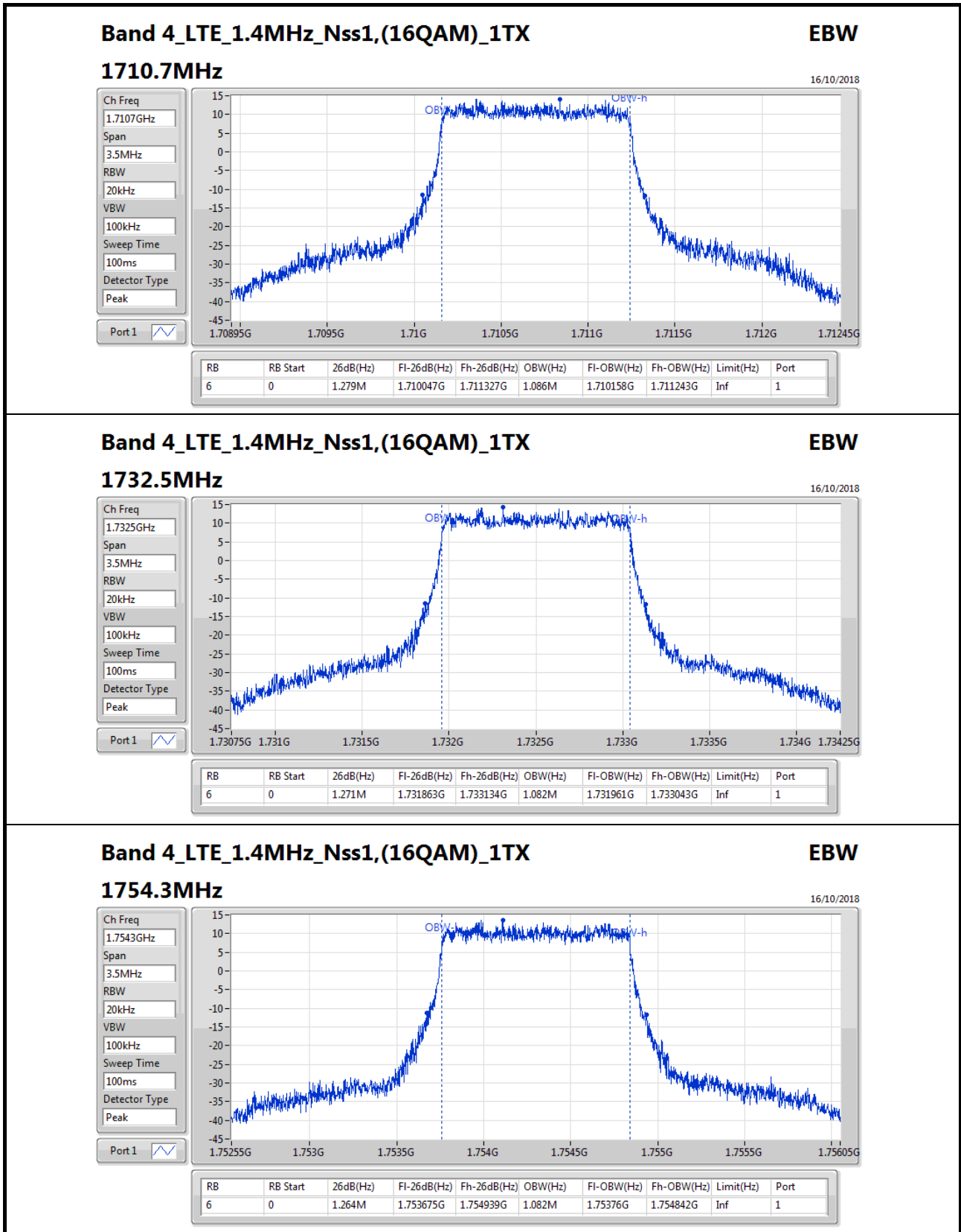
Mode	Result	RB	RB Start	Limit	P1-N dB (Hz)	P1-OBW (Hz)
LTE_1.4MHz_Nss1,(QPSK)_1TX	-	-	-	-	-	-
1710.7MHz	Pass	6	0	Inf	1.26M	1.082M
1732.5MHz	Pass	6	0	Inf	1.262M	1.084M
1754.3MHz	Pass	6	0	Inf	1.267M	1.083M
LTE_1.4MHz_Nss1,(16QAM)_1TX	-	-	-	-	-	-
1710.7MHz	Pass	6	0	Inf	1.279M	1.086M
1732.5MHz	Pass	6	0	Inf	1.271M	1.082M
1754.3MHz	Pass	6	0	Inf	1.264M	1.082M
LTE_3MHz_Nss1,(QPSK)_1TX	-	-	-	-	-	-
1711.5MHz	Pass	15	0	Inf	2.921M	2.681M
1732.5MHz	Pass	15	0	Inf	2.925M	2.685M
1753.5MHz	Pass	15	0	Inf	2.936M	2.677M
LTE_3MHz_Nss1,(16QAM)_1TX	-	-	-	-	-	-
1711.5MHz	Pass	15	0	Inf	2.91M	2.682M
1732.5MHz	Pass	15	0	Inf	2.903M	2.675M
1753.5MHz	Pass	15	0	Inf	2.914M	2.677M
LTE_5MHz_Nss1,(QPSK)_1TX	-	-	-	-	-	-
1712.5MHz	Pass	25	0	Inf	4.856M	4.47M
1732.5MHz	Pass	25	0	Inf	4.869M	4.466M
1752.5MHz	Pass	25	0	Inf	4.844M	4.467M
LTE_5MHz_Nss1,(16QAM)_1TX	-	-	-	-	-	-
1712.5MHz	Pass	25	0	Inf	4.906M	4.465M
1732.5MHz	Pass	25	0	Inf	4.869M	4.459M
1752.5MHz	Pass	25	0	Inf	4.844M	4.47M
LTE_10MHz_Nss1,(QPSK)_1TX	-	-	-	-	-	-

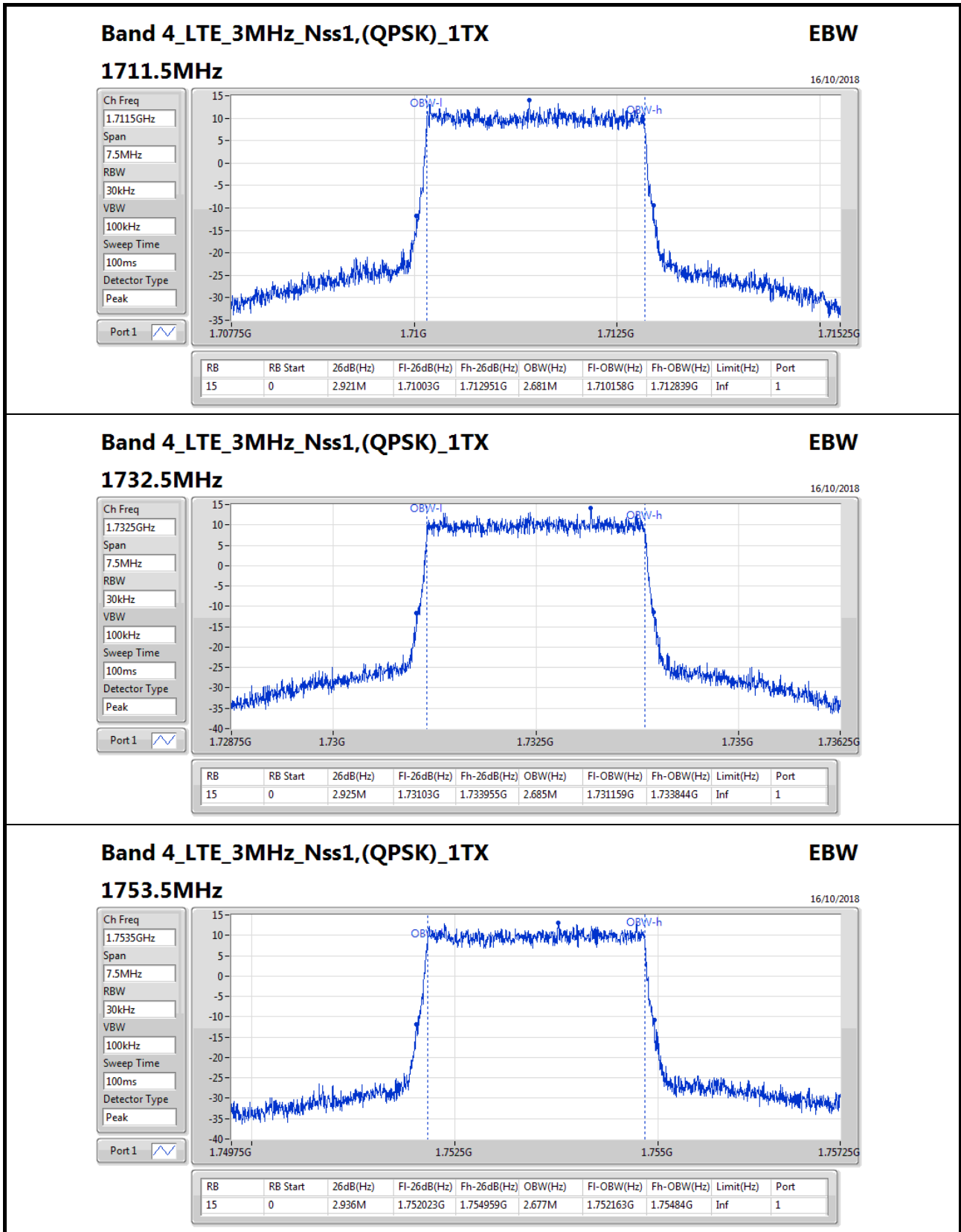


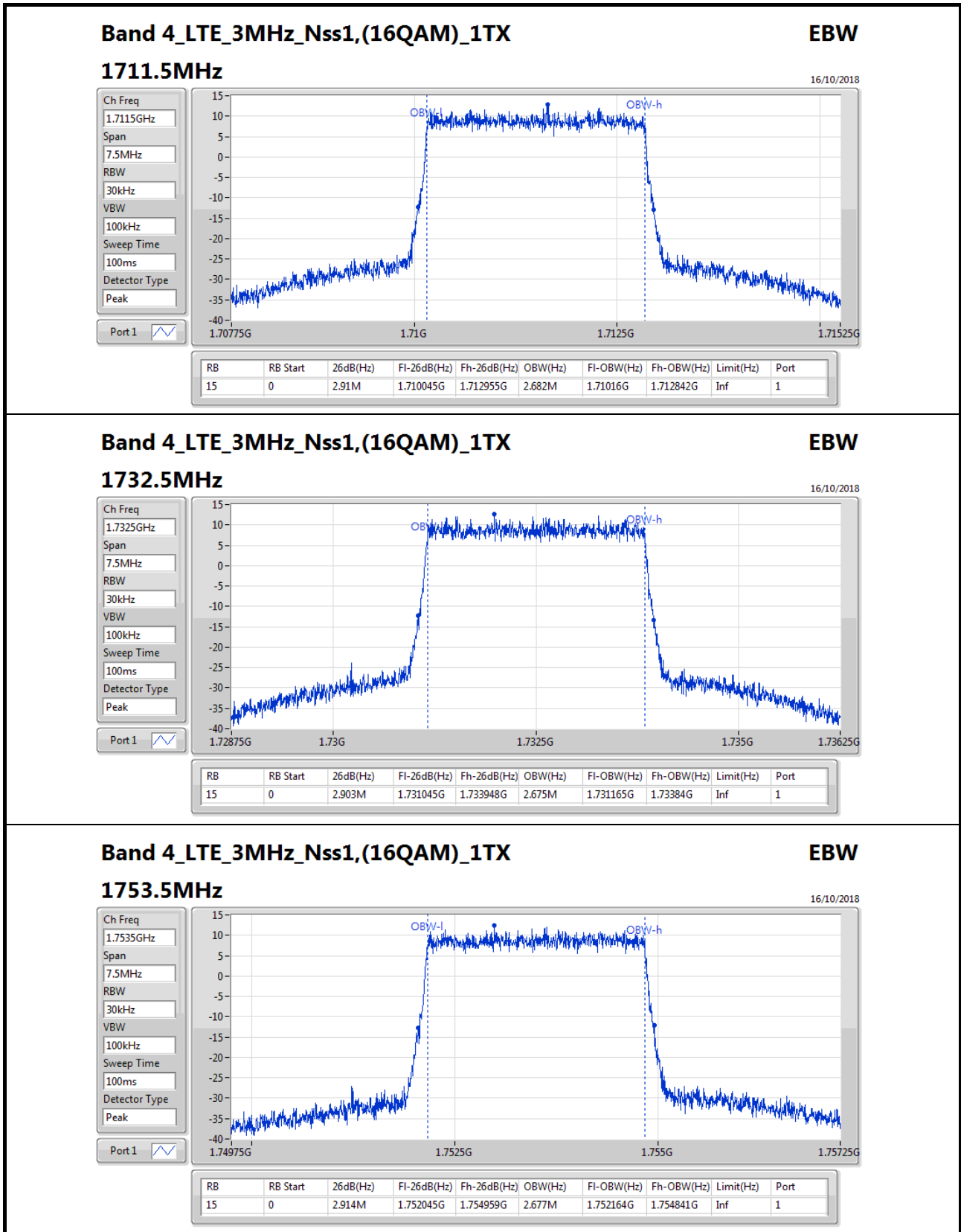
Mode	Result	RB	RB Start	Limit	P1-N dB (Hz)	P1-OBW (Hz)
1715MHz	Pass	50	0	Inf	9.625M	8.921M
1732.5MHz	Pass	50	0	Inf	9.613M	8.91M
1750MHz	Pass	50	0	Inf	9.688M	8.927M
LTE_10MHz_Nss1,(16QAM)_1TX	-	-	-	-	-	-
1715MHz	Pass	25	12	Inf	5.663M	4.518M
1732.5MHz	Pass	25	12	Inf	5.488M	4.515M
1750MHz	Pass	25	12	Inf	5.588M	4.53M
LTE_15MHz_Nss1,(QPSK)_1TX	-	-	-	-	-	-
1717.5MHz	Pass	75	0	Inf	14.494M	13.376M
1732.5MHz	Pass	75	0	Inf	14.381M	13.343M
1747.5MHz	Pass	75	0	Inf	14.494M	13.407M
LTE_15MHz_Nss1,(16QAM)_1TX	-	-	-	-	-	-
1717.5MHz	Pass	1	38	Inf	2.494M	2.231M
1732.5MHz	Pass	1	38	Inf	2.419M	2.052M
1747.5MHz	Pass	1	38	Inf	2.625M	2.2M
LTE_20MHz_Nss1,(QPSK)_1TX	-	-	-	-	-	-
1720MHz	Pass	100	0	Inf	19.1M	17.844M
1732.5MHz	Pass	100	0	Inf	18.925M	17.778M
1745MHz	Pass	100	0	Inf	19.025M	17.85M
LTE_20MHz_Nss1,(16QAM)_1TX	-	-	-	-	-	-
1720MHz	Pass	1	50	Inf	2.5M	2.188M
1732.5MHz	Pass	1	50	Inf	2.325M	2.061M
1745MHz	Pass	1	50	Inf	2.65M	2.223M

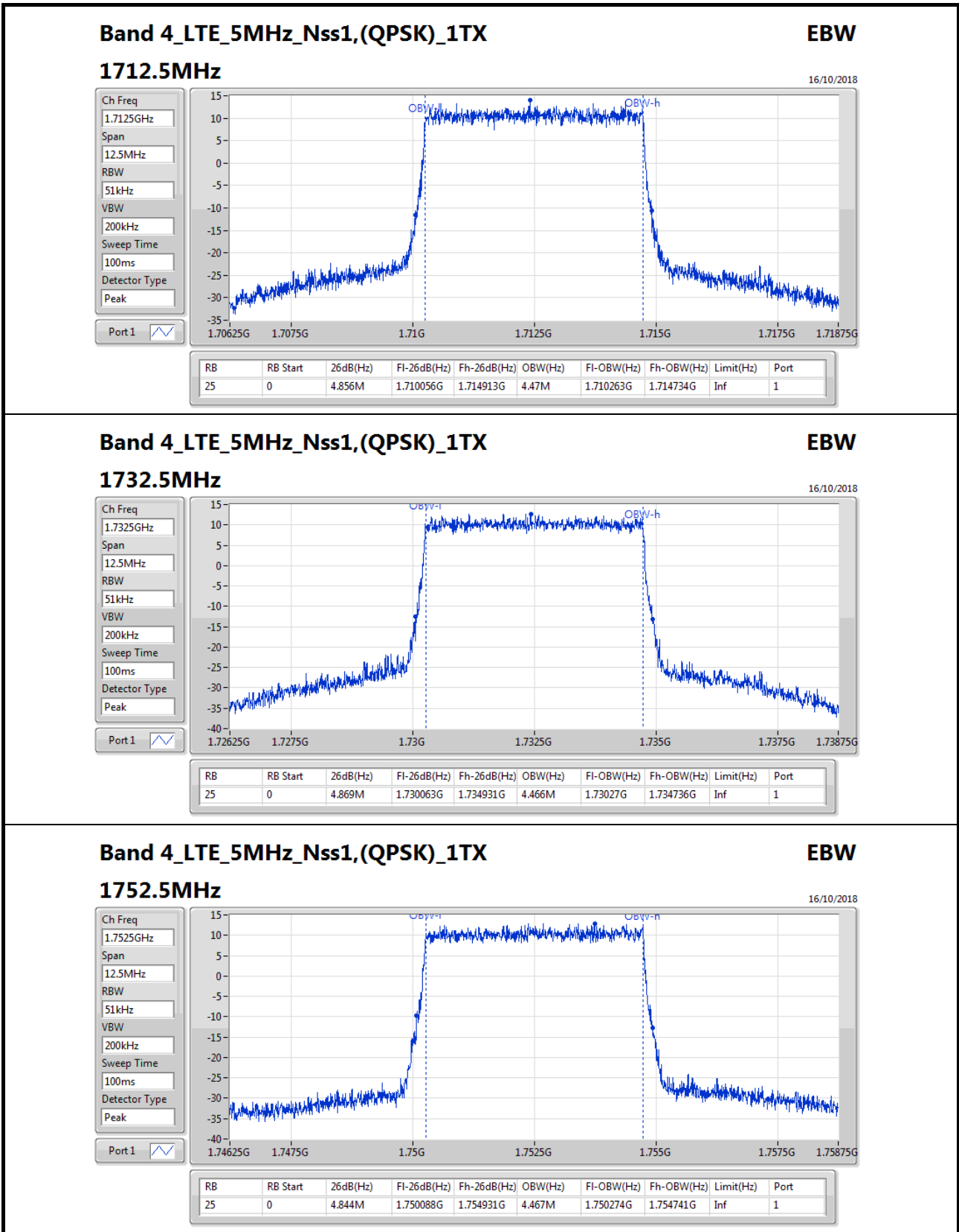
**Port X-N dB = Port X26dB downbandwidth; Port X-OBW = Port X99% occupied bandwidth;**



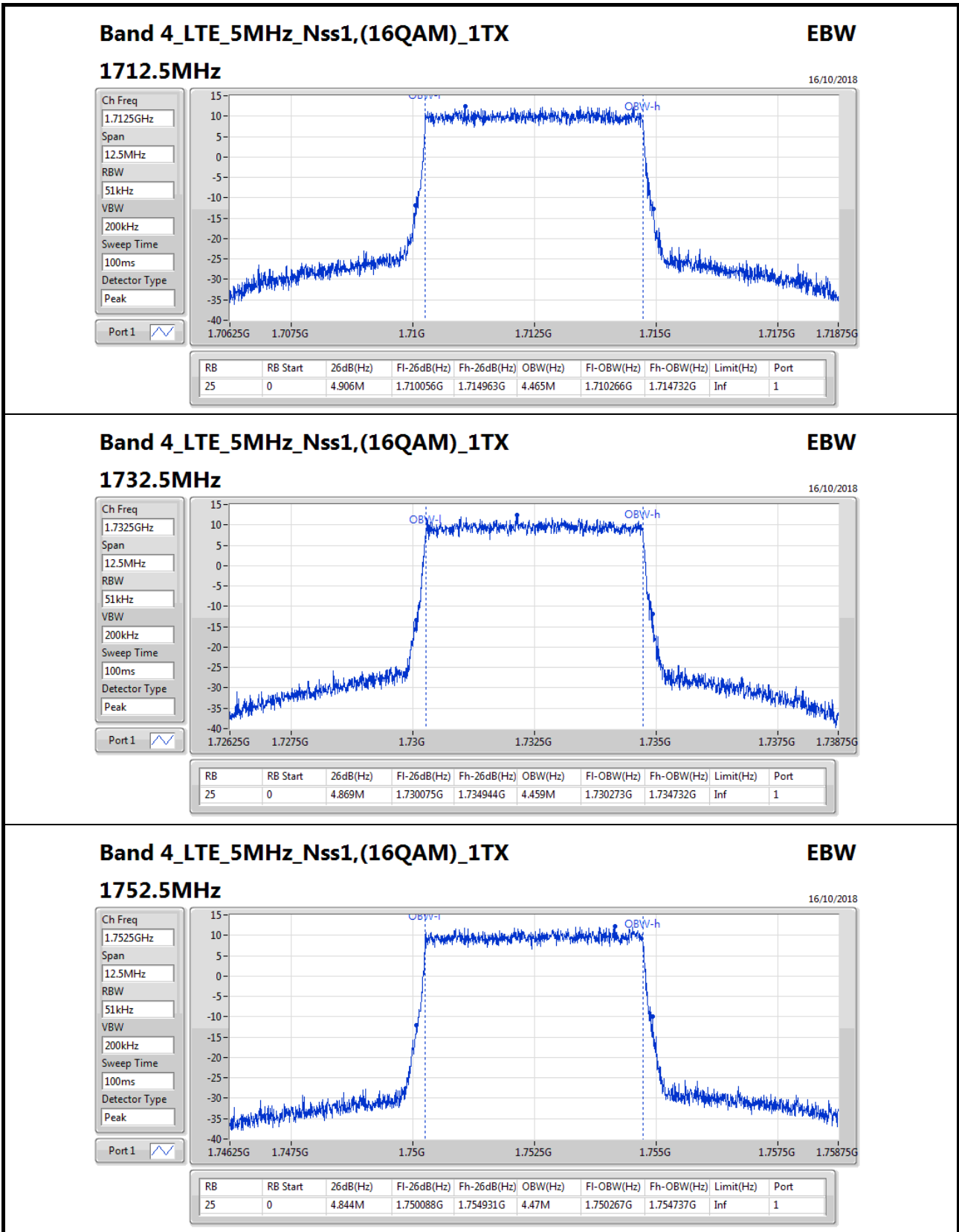











**Band 4\_LTE\_5MHz\_Nss1,(16QAM)\_1TX**
**EBW**
**1752.5MHz**
16/10/2018

Ch Freq  
1.7525GHz

Span  
12.5MHz

RBW  
51kHz

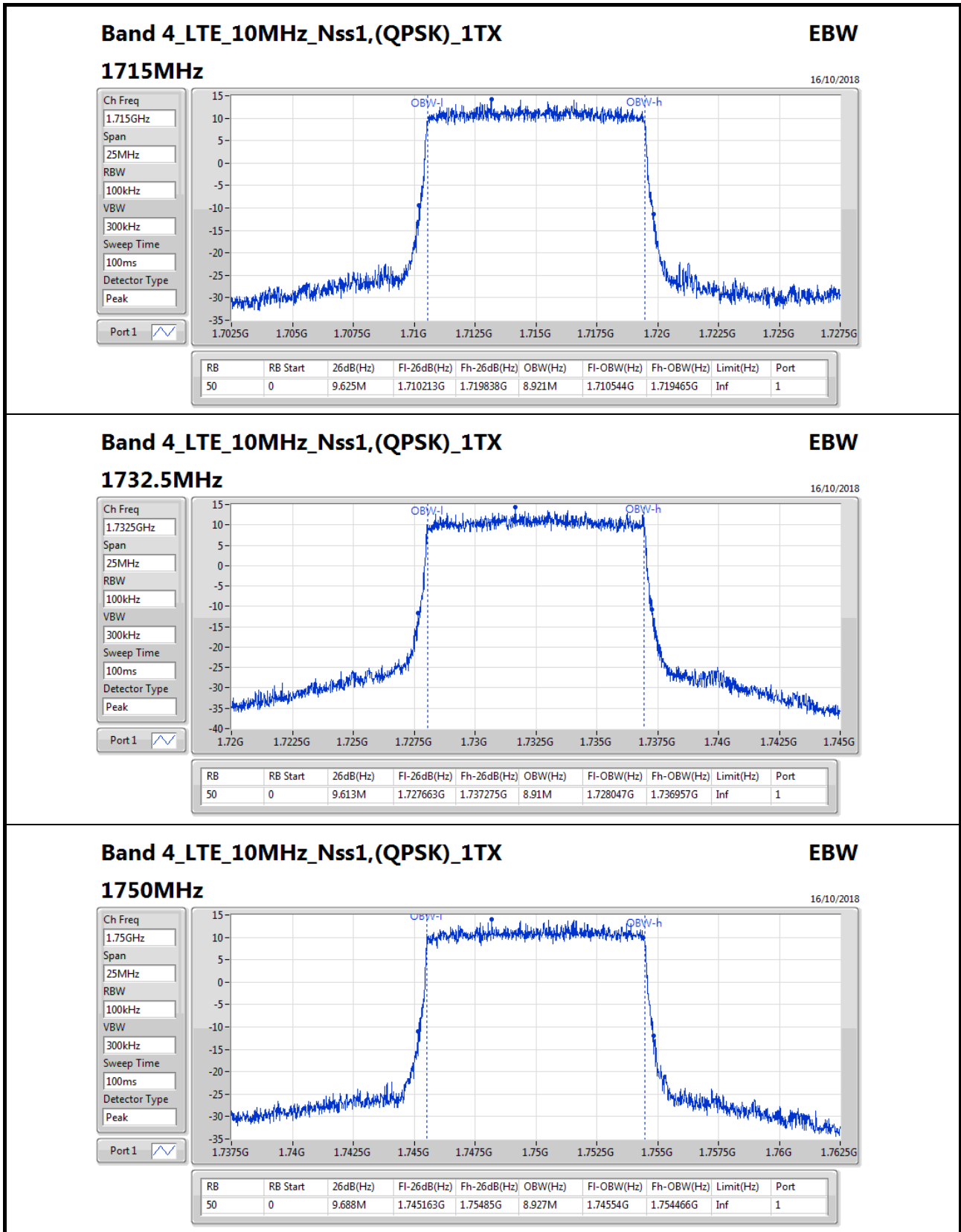
VBW  
200kHz

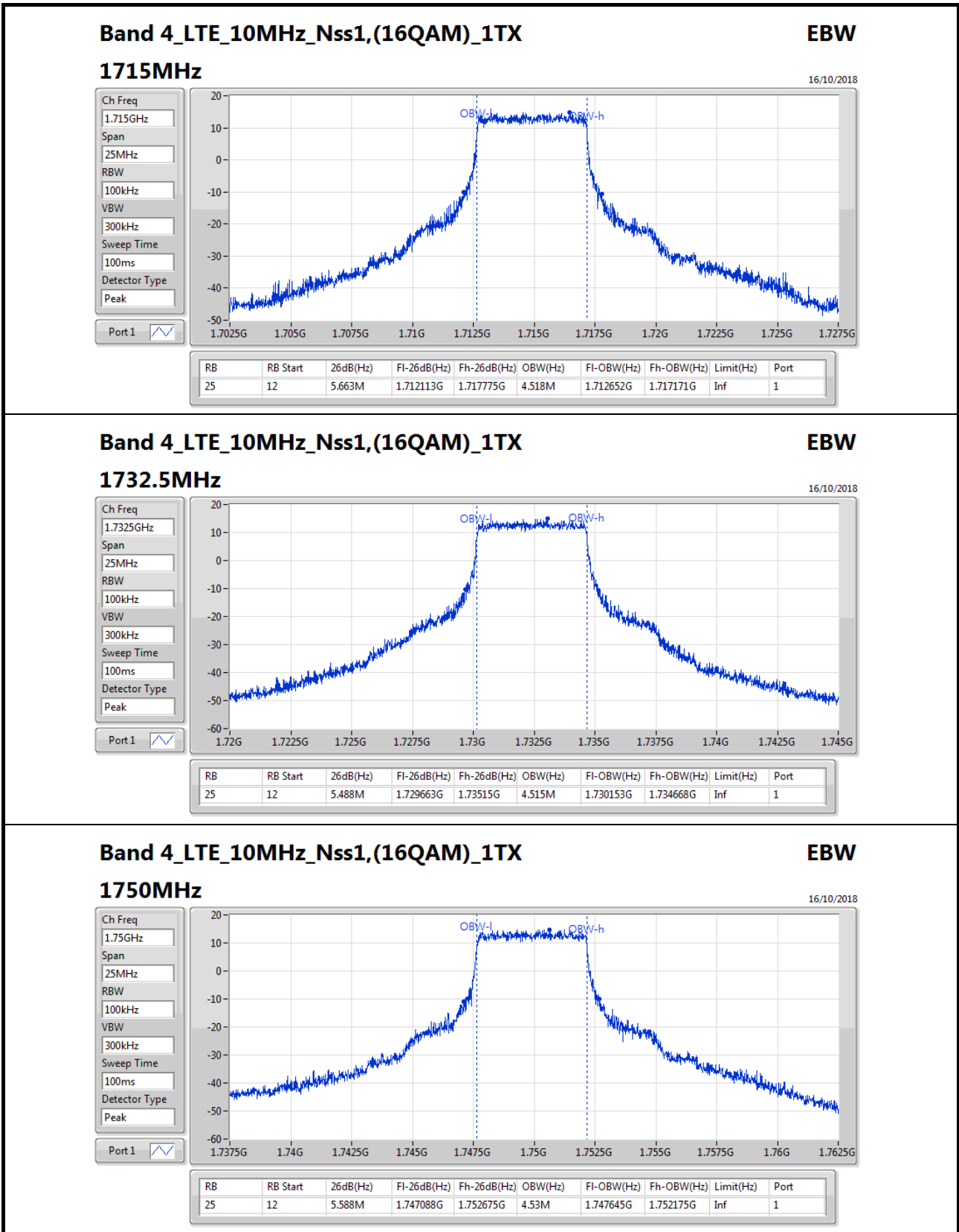
Sweep Time  
100ms

Detector Type  
Peak

Port 1

RB	RB Start	26dB(Hz)	Fl-26dB(Hz)	Fh-26dB(Hz)	OBW(Hz)	Fl-OBW(Hz)	Fh-OBW(Hz)	Limit(Hz)	Port
25	0	4.844M	1.750088G	1.754931G	4.47M	1.750267G	1.754737G	Inf	1





### Band 4\_LTE\_10MHz\_Nss1,(16QAM)\_1TX

**1750MHz**

16/10/2018

**EBW**

Ch Freq  
1.75GHz

Span  
25MHz

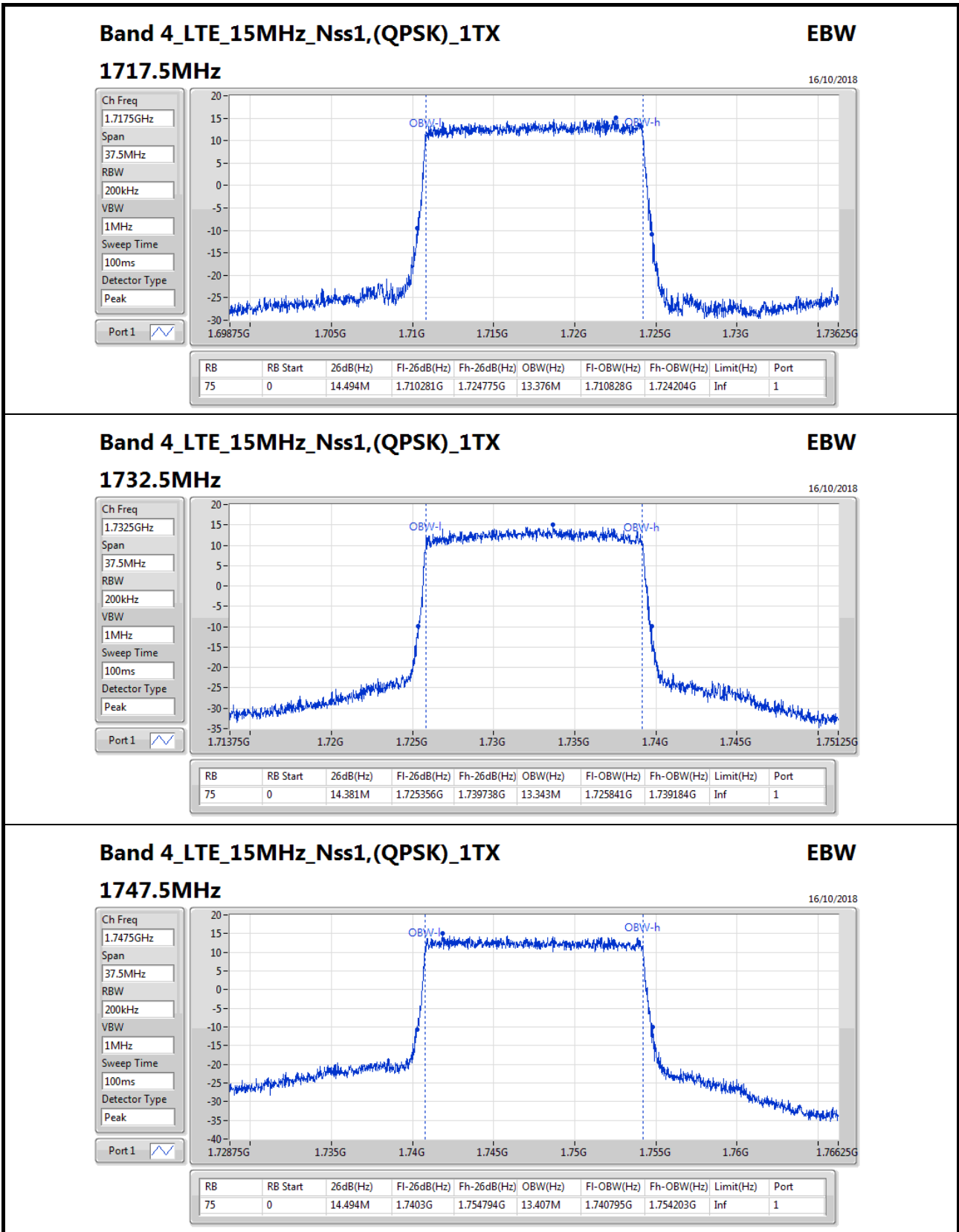
RBW  
100kHz

VBW  
300kHz

Sweep Time  
100ms

Detector Type  
Peak

Port1



**Band 4\_LTE\_15MHz\_Nss1,(QPSK)\_1TX**

**1747.5MHz**

**EBW**

16/10/2018

Ch Freq  
1.7475GHz

Span  
37.5MHz

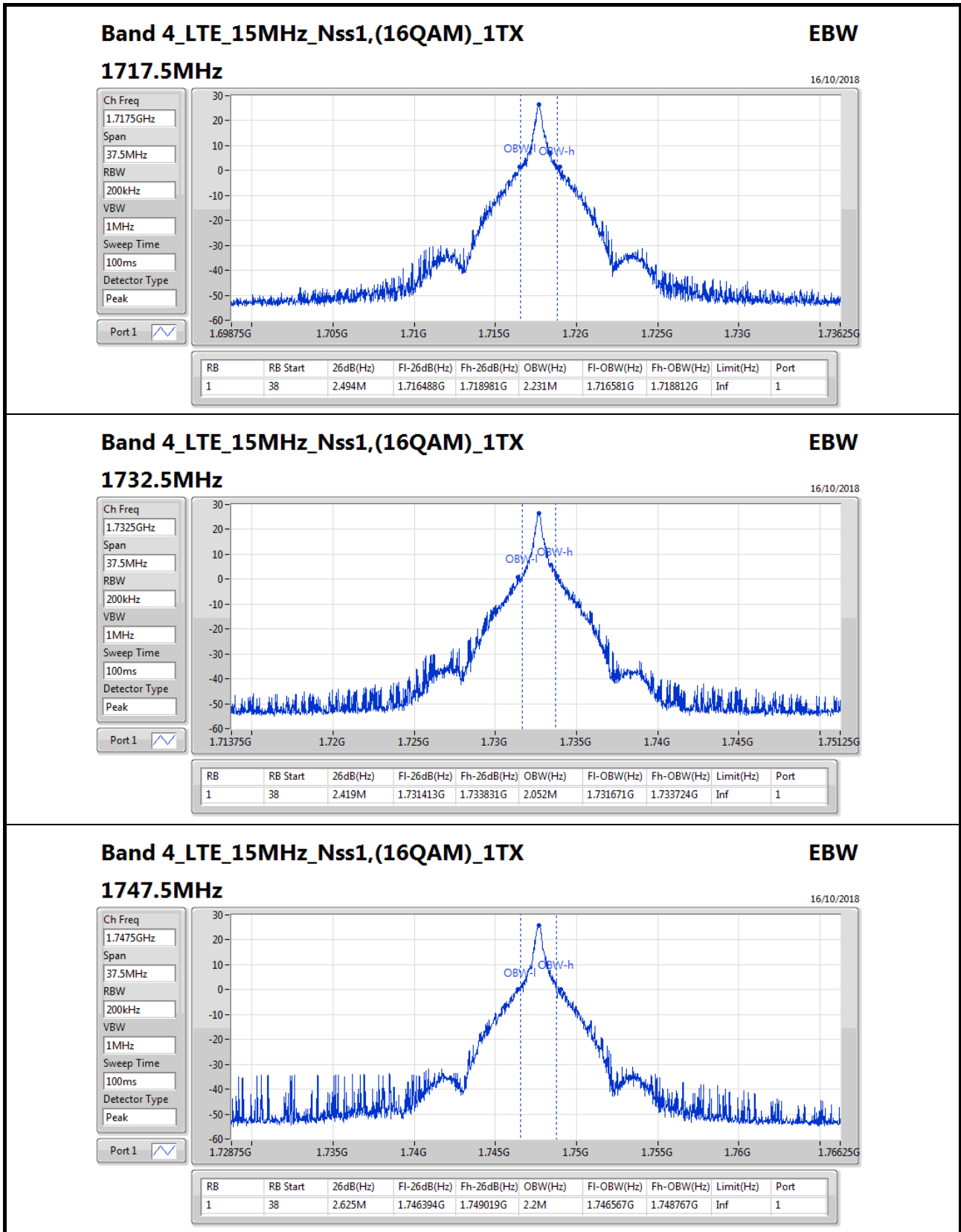
RBW  
200kHz

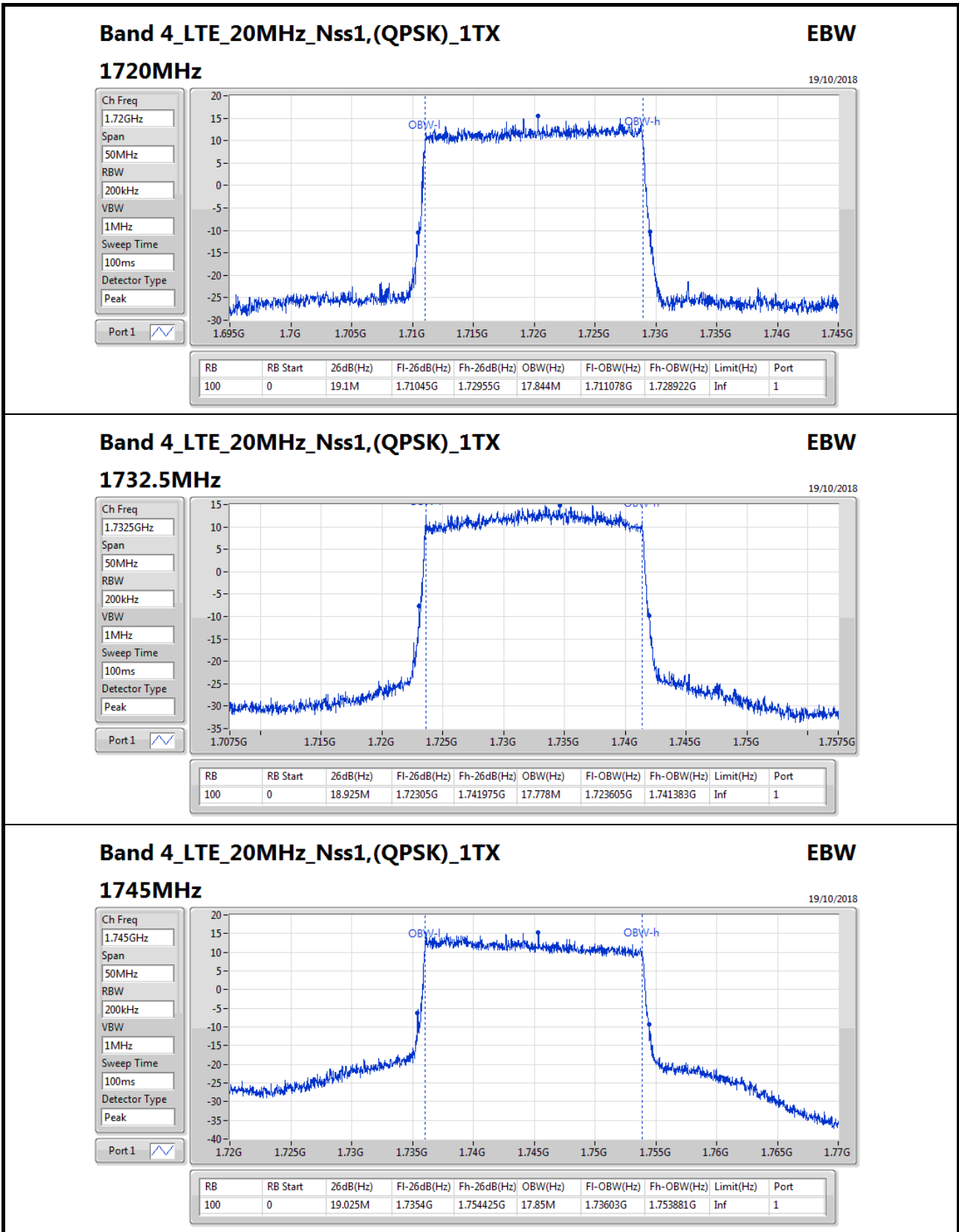
VBW  
1MHz

Sweep Time  
100ms

Detector Type  
Peak

Port1





### Band 4\_LTE\_20MHz\_Nss1,(QPSK)\_1TX

#### 1745MHz

EBW

19/10/2018

Ch Freq  
1.745GHz

Span  
50MHz

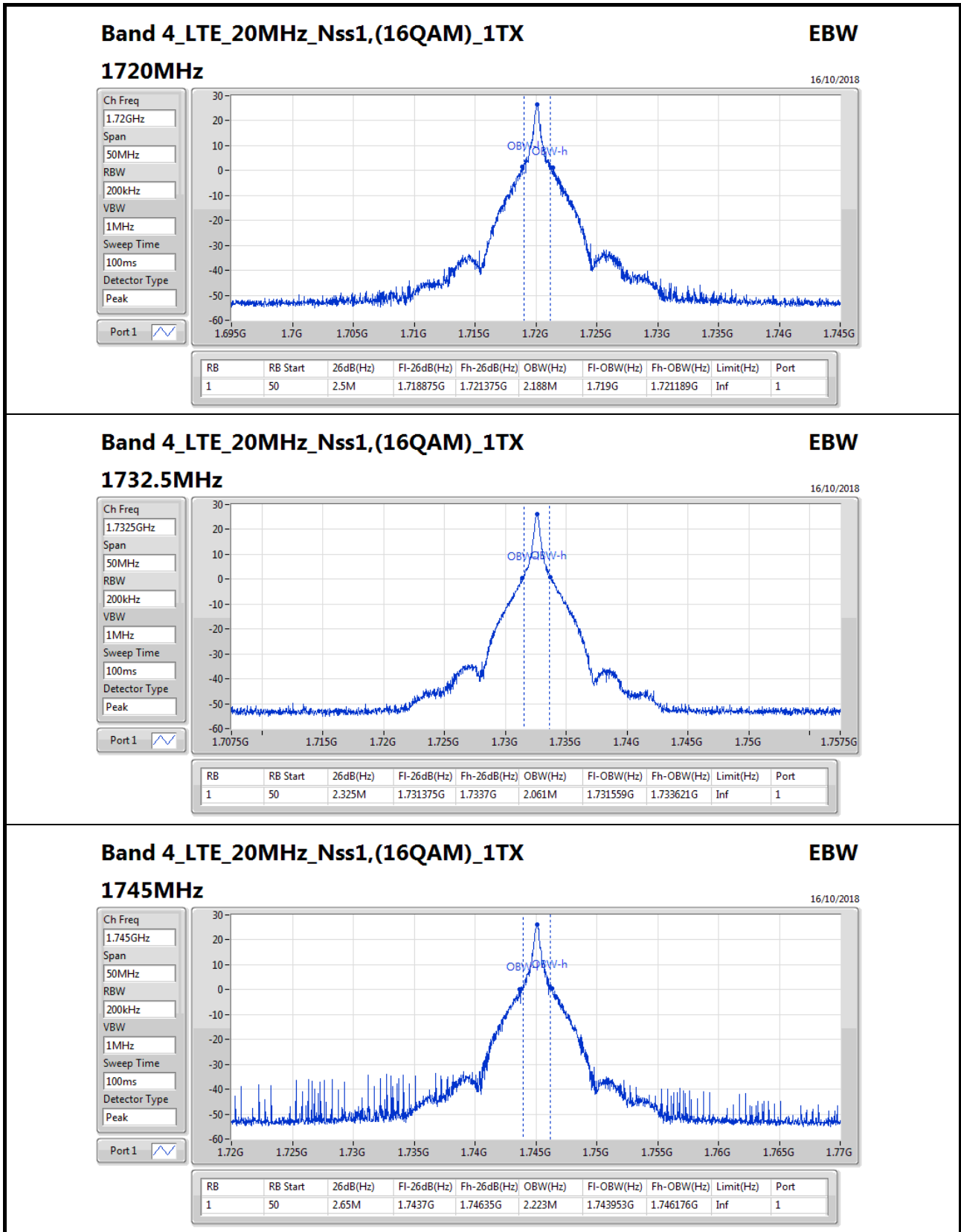
RBW  
200kHz

VBW  
1MHz

Sweep Time  
100ms

Detector Type  
Peak

Port1



**For LTE Band 13:  
Summary**

Mode	Max-N dB (Hz)	Max-OBW (Hz)	ITU-Code	Min-N dB (Hz)	Min-OBW (Hz)
Band 13	-	-	-	-	-
Band 13_LTE_5MHz_Nss1,(QPSK)_1TX	4.881M	4.474M	4M47G7D	4.869M	4.468M
Band 13_LTE_5MHz_Nss1,(16QAM)_1TX	4.913M	4.468M	4M47W7D	4.894M	4.458M
Band 13_LTE_10MHz_Nss1,(QPSK)_1TX	9.663M	8.953M	8M95G7D	9.663M	8.953M
Band 13_LTE_10MHz_Nss1,(16QAM)_1TX	5.65M	4.524M	4M52W7D	5.65M	4.524M

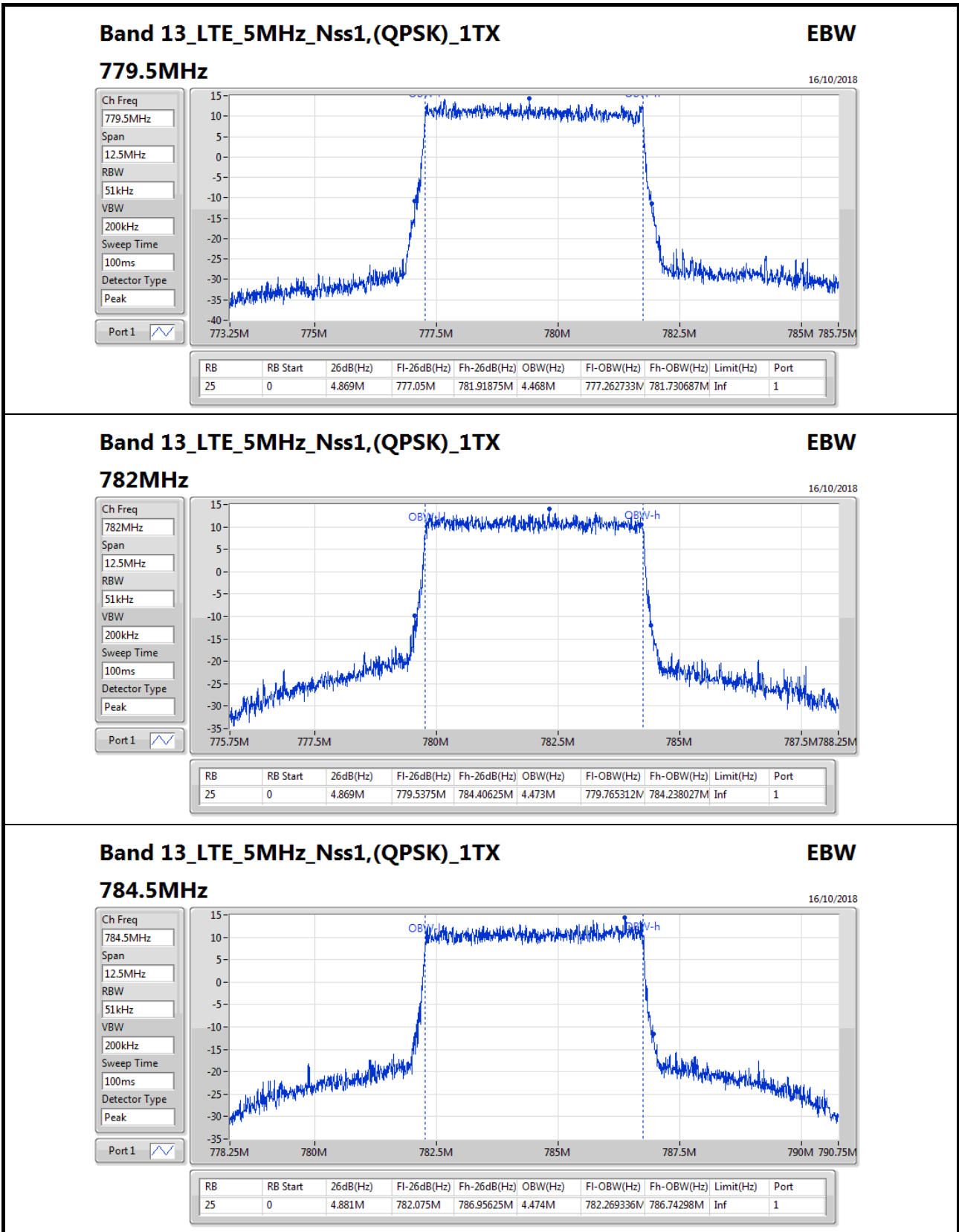
**Max-N dB** = Maximum26dB downbandwidth;**Max-OBW** = Maximum99% occupied bandwidth;  
**Min-N dB** = Minimum26dB downbandwidth;**Min-OBW** = Minimum99% occupied bandwidth;

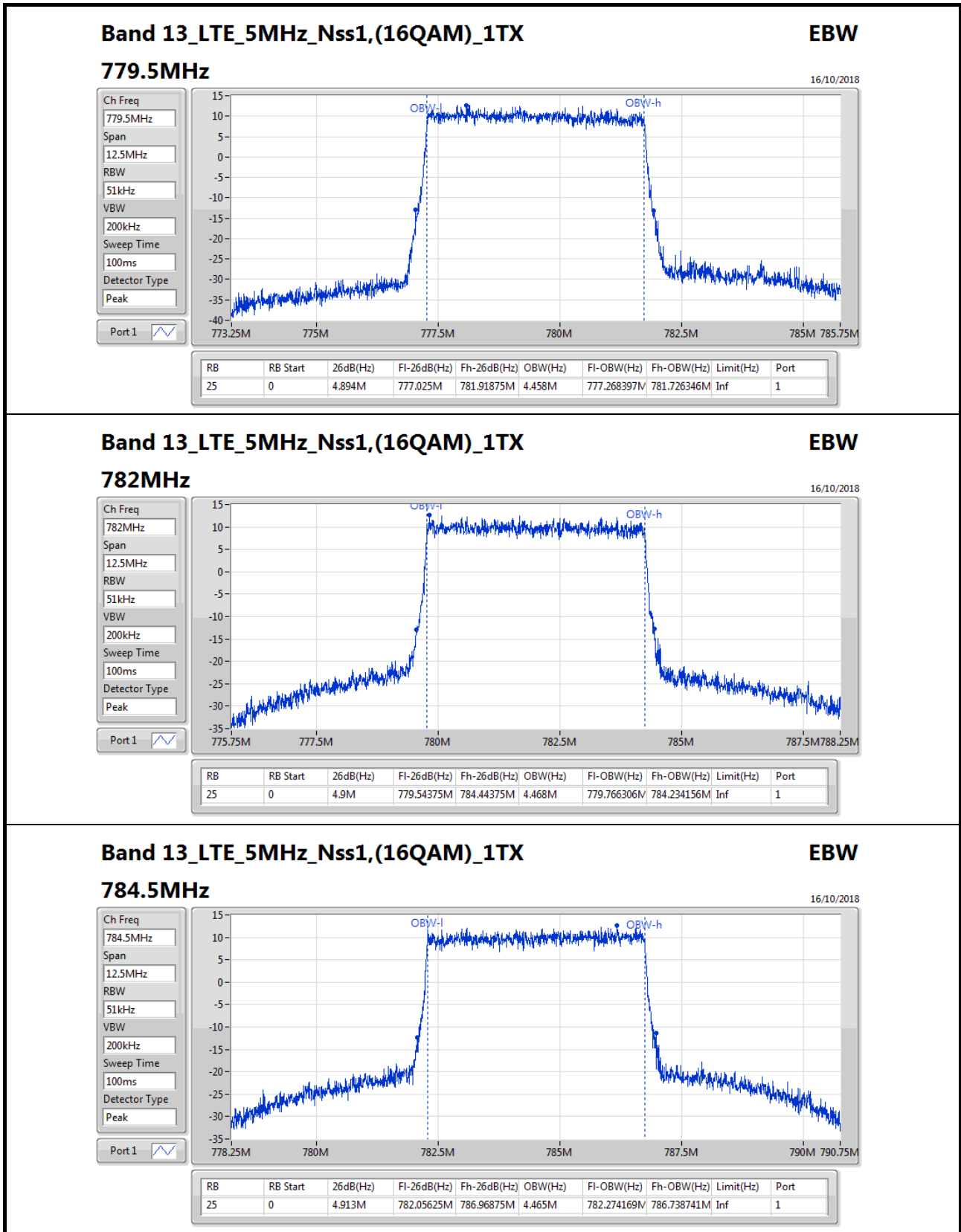
**Result**

Mode	Result	RB	RB Start	Limit	P1-N dB (Hz)	P1-OBW (Hz)
LTE_5MHz_Nss1,(QPSK)_1TX	-	-	-	-	-	-
779.5MHz	Pass	25	0	Inf	4.869M	4.468M
782MHz	Pass	25	0	Inf	4.869M	4.473M
784.5MHz	Pass	25	0	Inf	4.881M	4.474M
LTE_5MHz_Nss1,(16QAM)_1TX	-	-	-	-	-	-
779.5MHz	Pass	25	0	Inf	4.894M	4.458M
782MHz	Pass	25	0	Inf	4.9M	4.468M
784.5MHz	Pass	25	0	Inf	4.913M	4.465M
LTE_10MHz_Nss1,(QPSK)_1TX	-	-	-	-	-	-
782MHz	Pass	50	0	Inf	9.663M	8.953M
LTE_10MHz_Nss1,(16QAM)_1TX	-	-	-	-	-	-
782MHz	Pass	25	12	Inf	5.65M	4.524M

**Port X-N dB** = Port X26dB downbandwidth; **Port X-OBW** = Port X99% occupied bandwidth;





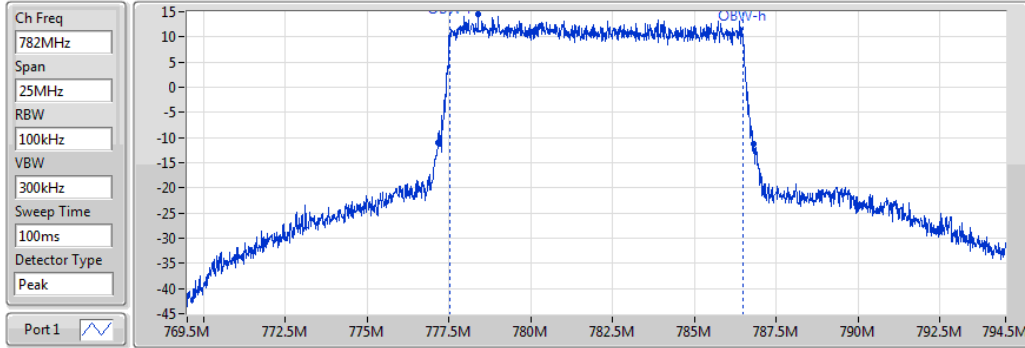


**Band 13\_LTE\_10MHz\_Nss1,(QPSK)\_1TX**

EBW

782MHz

16/10/2018



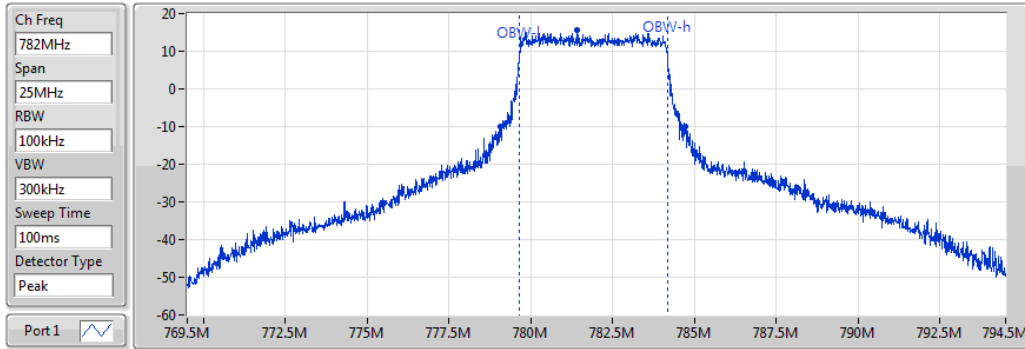
RB	RB Start	26dB(Hz)	Fl-26dB(Hz)	Fh-26dB(Hz)	OBW(Hz)	Fl-OBW(Hz)	Fh-OBW(Hz)	Limit(Hz)	Port
50	0	9.663M	777.15M	786.8125M	8.953M	777.518092M	786.470986M	Inf	1

**Band 13\_LTE\_10MHz\_Nss1,(16QAM)\_1TX**

EBW

782MHz

16/10/2018



RB	RB Start	26dB(Hz)	Fl-26dB(Hz)	Fh-26dB(Hz)	OBW(Hz)	Fl-OBW(Hz)	Fh-OBW(Hz)	Limit(Hz)	Port
25	12	5.65M	779.075M	784.725M	4.524M	779.644769M	784.168276M	Inf	1



**For LTE Band 4:  
Summary**

Mode	Result	RB	RB Start	F-Start (Hz)	F-Stop (Hz)	RBW (Hz)	Detector	Freq (Hz)	Level (dBm)	Limit (dBm)	Margin (dB)	Port	Remark
Band 4	-	-	-	-	-	-	-	-	-	-	-	-	-
Band 4_LTE_20MHz_Nss1,(QPSK)_1TX	Pass	1	0	30M	1.705G	1M	RMS	1.694113G	-14.92	-13.00	-1.92	1	-

DG = Directional Gain;

**Result**

Mode	Result	RB	RB Start	F-Start (Hz)	F-Stop (Hz)	RBW (Hz)	Detector	Freq (Hz)	Level (dBm)	Limit (dBm)	Margin (dB)	Port	Remark
LTE_1.4MHz_Nss1,(QPSK)_1TX	-	-	-	-	-	-	-	-	-	-	-	-	-
1710.7MHz	Pass	1	0	30M	1.705G	1M	RMS	1.269291G	-29.67	-13.00	-16.67	1	-
1710.7MHz	Pass	1	0	1.705G	1.709G	6k	RMS	1.7085G	-33.39	-13.00	-20.39	1	-
1710.7MHz	Pass	1	0	1.709G	1.71G	6k	RMS	1.709982G	-26.80	-13.00	-13.80	1	-
1710.7MHz	Pass	1	0	1.755G	1.756G	6k	RMS	1.755192G	-53.47	-13.00	-40.47	1	-
1710.7MHz	Pass	1	0	1.756G	1.76G	6k	RMS	1.7575G	-39.59	-13.00	-26.59	1	-
1710.7MHz	Pass	1	0	1.76G	20G	1M	RMS	19.46648G	-21.52	-13.00	-8.52	1	-
1710.7MHz	Pass	6	0	30M	1.705G	1M	RMS	748.365625M	-29.61	-13.00	-16.61	1	-
1710.7MHz	Pass	6	0	1.705G	1.709G	14k	RMS	1.7085G	-29.83	-13.00	-16.83	1	-
1710.7MHz	Pass	6	0	1.709G	1.71G	14k	RMS	1.70997G	-25.06	-13.00	-12.06	1	-
1710.7MHz	Pass	6	0	1.755G	1.756G	14k	RMS	1.755378G	-50.30	-13.00	-37.30	1	-
1710.7MHz	Pass	6	0	1.756G	1.76G	14k	RMS	1.7585G	-38.82	-13.00	-25.82	1	-
1710.7MHz	Pass	6	0	1.76G	20G	1M	RMS	19.14728G	-21.28	-13.00	-8.28	1	-
1732.5MHz	Pass	1	3	30M	1.705G	1M	RMS	959.625M	-31.03	-13.00	-18.03	1	-
1732.5MHz	Pass	1	3	1.705G	1.709G	6k	RMS	1.7075G	-39.48	-13.00	-26.48	1	-
1732.5MHz	Pass	1	3	1.709G	1.71G	6k	RMS	1.70985G	-51.31	-13.00	-38.31	1	-
1732.5MHz	Pass	1	3	1.755G	1.756G	6k	RMS	1.755798G	-53.31	-13.00	-40.31	1	-
1732.5MHz	Pass	1	3	1.756G	1.76G	6k	RMS	1.7585G	-39.15	-13.00	-26.15	1	-
1732.5MHz	Pass	1	3	1.76G	20G	1M	RMS	19.42088G	-21.23	-13.00	-8.23	1	-
1732.5MHz	Pass	6	0	30M	1.705G	1M	RMS	1.591309G	-30.51	-13.00	-17.51	1	-
1732.5MHz	Pass	6	0	1.705G	1.709G	14k	RMS	1.7085G	-39.34	-13.00	-26.34	1	-
1732.5MHz	Pass	6	0	1.709G	1.71G	14k	RMS	1.70917G	-50.75	-13.00	-37.75	1	-
1732.5MHz	Pass	6	0	1.755G	1.756G	14k	RMS	1.755114G	-51.61	-13.00	-38.61	1	-
1732.5MHz	Pass	6	0	1.756G	1.76G	14k	RMS	1.7595G	-38.94	-13.00	-25.94	1	-
1732.5MHz	Pass	6	0	1.76G	20G	1M	RMS	19.86092G	-21.27	-13.00	-8.27	1	-
1754.3MHz	Pass	1	5	30M	1.705G	1M	RMS	1.510281G	-29.60	-13.00	-16.60	1	-
1754.3MHz	Pass	1	5	1.705G	1.709G	6k	RMS	1.7055G	-39.10	-13.00	-26.10	1	-
1754.3MHz	Pass	1	5	1.709G	1.71G	6k	RMS	1.709488G	-53.99	-13.00	-40.99	1	-
1754.3MHz	Pass	1	5	1.755G	1.756G	6k	RMS	1.755016G	-26.73	-13.00	-13.73	1	-
1754.3MHz	Pass	1	5	1.756G	1.76G	6k	RMS	1.7565G	-33.29	-13.00	-20.29	1	-
1754.3MHz	Pass	1	5	1.76G	20G	1M	RMS	19.51208G	-22.25	-13.00	-9.25	1	-
1754.3MHz	Pass	6	0	30M	1.705G	1M	RMS	1.342991G	-29.84	-13.00	-16.84	1	-
1754.3MHz	Pass	6	0	1.705G	1.709G	14k	RMS	1.7085G	-39.31	-13.00	-26.31	1	-
1754.3MHz	Pass	6	0	1.709G	1.71G	14k	RMS	1.70954G	-53.20	-13.00	-40.20	1	-
1754.3MHz	Pass	6	0	1.755G	1.756G	14k	RMS	1.755022G	-27.69	-13.00	-14.69	1	-
1754.3MHz	Pass	6	0	1.756G	1.76G	14k	RMS	1.7565G	-29.19	-13.00	-16.19	1	-
1754.3MHz	Pass	6	0	1.76G	20G	1M	RMS	19.91108G	-20.71	-13.00	-7.71	1	-
LTE_1.4MHz_Nss1,(16QAM)_1TX	-	-	-	-	-	-	-	-	-	-	-	-	-
1710.7MHz	Pass	1	0	30M	1.705G	1M	RMS	1.642397G	-30.73	-13.00	-17.73	1	-
1710.7MHz	Pass	1	0	1.705G	1.709G	6k	RMS	1.7085G	-35.07	-13.00	-22.07	1	-
1710.7MHz	Pass	1	0	1.709G	1.71G	6k	RMS	1.709994G	-25.30	-13.00	-12.30	1	-
1710.7MHz	Pass	1	0	1.755G	1.756G	6k	RMS	1.755868G	-55.09	-13.00	-42.09	1	-
1710.7MHz	Pass	1	0	1.756G	1.76G	6k	RMS	1.7565G	-38.91	-13.00	-25.91	1	-
1710.7MHz	Pass	1	0	1.76G	20G	1M	RMS	19.92476G	-21.04	-13.00	-8.04	1	-
1710.7MHz	Pass	6	0	30M	1.705G	1M	RMS	1.692438G	-30.11	-13.00	-17.11	1	-



Mode	Result	RB	RB Start	F-Start (Hz)	F-Stop (Hz)	RBW (Hz)	Detector	Freq (Hz)	Level (dBm)	Limit (dBm)	Margin (dB)	Port	Remark
1710.7MHz	Pass	6	0	1.705G	1.709G	14k	RMS	1.7085G	-31.33	-13.00	-18.33	1	-
1710.7MHz	Pass	6	0	1.709G	1.71G	14k	RMS	1.709998G	-27.44	-13.00	-14.44	1	-
1710.7MHz	Pass	6	0	1.755G	1.756G	14k	RMS	1.755124G	-50.73	-13.00	-37.73	1	-
1710.7MHz	Pass	6	0	1.756G	1.76G	14k	RMS	1.7595G	-38.87	-13.00	-25.87	1	-
1710.7MHz	Pass	6	0	1.76G	20G	1M	RMS	19.99088G	-20.90	-13.00	-7.90	1	-
1732.5MHz	Pass	1	3	30M	1.705G	1M	RMS	1.462963G	-30.65	-13.00	-17.65	1	-
1732.5MHz	Pass	1	3	1.705G	1.709G	6k	RMS	1.7085G	-39.83	-13.00	-26.83	1	-
1732.5MHz	Pass	1	3	1.709G	1.71G	6k	RMS	1.709474G	-54.41	-13.00	-41.41	1	-
1732.5MHz	Pass	1	3	1.755G	1.756G	6k	RMS	1.755796G	-53.51	-13.00	-40.51	1	-
1732.5MHz	Pass	1	3	1.756G	1.76G	6k	RMS	1.7575G	-39.58	-13.00	-26.58	1	-
1732.5MHz	Pass	1	3	1.76G	20G	1M	RMS	19.80392G	-21.75	-13.00	-8.75	1	-
1732.5MHz	Pass	6	0	30M	1.705G	1M	RMS	1.509653G	-30.51	-13.00	-17.51	1	-
1732.5MHz	Pass	6	0	1.705G	1.709G	14k	RMS	1.7065G	-39.72	-13.00	-26.72	1	-
1732.5MHz	Pass	6	0	1.709G	1.71G	14k	RMS	1.709604G	-51.27	-13.00	-38.27	1	-
1732.5MHz	Pass	6	0	1.755G	1.756G	14k	RMS	1.75501G	-51.42	-13.00	-38.42	1	-
1732.5MHz	Pass	6	0	1.756G	1.76G	14k	RMS	1.7585G	-39.02	-13.00	-26.02	1	-
1732.5MHz	Pass	6	0	1.76G	20G	1M	RMS	16.74416G	-21.15	-13.00	-8.15	1	-
1754.3MHz	Pass	1	5	30M	1.705G	1M	RMS	1.305722G	-30.52	-13.00	-17.52	1	-
1754.3MHz	Pass	1	5	1.705G	1.709G	6k	RMS	1.7075G	-39.46	-13.00	-26.46	1	-
1754.3MHz	Pass	1	5	1.709G	1.71G	6k	RMS	1.70988G	-50.97	-13.00	-37.97	1	-
1754.3MHz	Pass	1	5	1.755G	1.756G	6k	RMS	1.755014G	-15.37	-13.00	-2.37	1	-
1754.3MHz	Pass	1	5	1.756G	1.76G	6k	RMS	1.7565G	-34.99	-13.00	-21.99	1	-
1754.3MHz	Pass	1	5	1.76G	20G	1M	RMS	19.90196G	-20.93	-13.00	-7.93	1	-
1754.3MHz	Pass	6	0	30M	1.705G	1M	RMS	1.650981G	-30.34	-13.00	-17.34	1	-
1754.3MHz	Pass	6	0	1.705G	1.709G	14k	RMS	1.7055G	-38.93	-13.00	-25.93	1	-
1754.3MHz	Pass	6	0	1.709G	1.71G	14k	RMS	1.709412G	-50.06	-13.00	-37.06	1	-
1754.3MHz	Pass	6	0	1.755G	1.756G	14k	RMS	1.755088G	-28.28	-13.00	-15.28	1	-
1754.3MHz	Pass	6	0	1.756G	1.76G	14k	RMS	1.7565G	-30.43	-13.00	-17.43	1	-
1754.3MHz	Pass	6	0	1.76G	20G	1M	RMS	19.91564G	-21.26	-13.00	-8.26	1	-
LTE_3MHz_Nss1_(OPSK)_1TX	-	-	-	-	-	-	-	-	-	-	-	-	-
1711.5MHz	Pass	1	0	30M	1.705G	1M	RMS	1.284156G	-30.19	-13.00	-17.19	1	-
1711.5MHz	Pass	1	0	1.705G	1.709G	6k	RMS	1.7075G	-28.66	-13.00	-15.66	1	-
1711.5MHz	Pass	1	0	1.709G	1.71G	6k	RMS	1.70999G	-25.94	-13.00	-12.94	1	-
1711.5MHz	Pass	1	0	1.755G	1.756G	6k	RMS	1.755544G	-54.62	-13.00	-41.62	1	-
1711.5MHz	Pass	1	0	1.756G	1.76G	6k	RMS	1.7585G	-39.58	-13.00	-26.58	1	-
1711.5MHz	Pass	1	0	1.76G	20G	1M	RMS	19.88372G	-21.12	-13.00	-8.12	1	-
1711.5MHz	Pass	15	0	30M	1.705G	1M	RMS	1.46715G	-30.85	-13.00	-17.85	1	-
1711.5MHz	Pass	15	0	1.705G	1.709G	30k	RMS	1.7085G	-21.13	-13.00	-8.13	1	-
1711.5MHz	Pass	15	0	1.709G	1.71G	30k	RMS	1.709946G	-24.20	-13.00	-11.20	1	-
1711.5MHz	Pass	15	0	1.755G	1.756G	30k	RMS	1.755614G	-49.02	-13.00	-36.02	1	-
1711.5MHz	Pass	15	0	1.756G	1.76G	30k	RMS	1.7595G	-38.62	-13.00	-25.62	1	-
1711.5MHz	Pass	15	0	1.76G	20G	1M	RMS	19.316G	-21.63	-13.00	-8.63	1	-
1732.5MHz	Pass	1	8	30M	1.705G	1M	RMS	886.7625M	-30.10	-13.00	-17.10	1	-
1732.5MHz	Pass	1	8	1.705G	1.709G	6k	RMS	1.7065G	-39.60	-13.00	-26.60	1	-
1732.5MHz	Pass	1	8	1.709G	1.71G	6k	RMS	1.709916G	-54.65	-13.00	-41.65	1	-
1732.5MHz	Pass	1	8	1.755G	1.756G	6k	RMS	1.75587G	-54.75	-13.00	-41.75	1	-
1732.5MHz	Pass	1	8	1.756G	1.76G	6k	RMS	1.7565G	-39.02	-13.00	-26.02	1	-
1732.5MHz	Pass	1	8	1.76G	20G	1M	RMS	19.16552G	-21.25	-13.00	-8.25	1	-
1732.5MHz	Pass	15	0	30M	1.705G	1M	RMS	1.511956G	-30.61	-13.00	-17.61	1	-
1732.5MHz	Pass	15	0	1.705G	1.709G	30k	RMS	1.7065G	-39.28	-13.00	-26.28	1	-
1732.5MHz	Pass	15	0	1.709G	1.71G	30k	RMS	1.709744G	-47.38	-13.00	-34.38	1	-
1732.5MHz	Pass	15	0	1.755G	1.756G	30k	RMS	1.75516G	-47.41	-13.00	-34.41	1	-
1732.5MHz	Pass	15	0	1.756G	1.76G	30k	RMS	1.7575G	-38.11	-13.00	-25.11	1	-
1732.5MHz	Pass	15	0	1.76G	20G	1M	RMS	19.2248G	-20.99	-13.00	-7.99	1	-



Mode	Result	RB	RB Start	F-Start (Hz)	F-Stop (Hz)	RBW (Hz)	Detector	Freq (Hz)	Level (dBm)	Limit (dBm)	Margin (dB)	Port	Remark
1753.5MHz	Pass	1	14	30M	1.705G	1M	RMS	1.595497G	-30.10	-13.00	-17.10	1	-
1753.5MHz	Pass	1	14	1.705G	1.709G	6k	RMS	1.7085G	-39.52	-13.00	-26.52	1	-
1753.5MHz	Pass	1	14	1.709G	1.71G	6k	RMS	1.70909G	-55.49	-13.00	-42.49	1	-
1753.5MHz	Pass	1	14	1.755G	1.756G	6k	RMS	1.755012G	-18.77	-13.00	-5.77	1	-
1753.5MHz	Pass	1	14	1.756G	1.76G	6k	RMS	1.7565G	-33.60	-13.00	-20.60	1	-
1753.5MHz	Pass	1	14	1.76G	20G	1M	RMS	19.33424G	-21.42	-13.00	-8.42	1	-
1753.5MHz	Pass	15	0	30M	1.705G	1M	RMS	1.574978G	-30.67	-13.00	-17.67	1	-
1753.5MHz	Pass	15	0	1.705G	1.709G	30k	RMS	1.7065G	-39.07	-13.00	-26.07	1	-
1753.5MHz	Pass	15	0	1.709G	1.71G	30k	RMS	1.709632G	-49.05	-13.00	-36.05	1	-
1753.5MHz	Pass	15	0	1.755G	1.756G	30k	RMS	1.755018G	-26.39	-13.00	-13.39	1	-
1753.5MHz	Pass	15	0	1.756G	1.76G	30k	RMS	1.7565G	-22.98	-13.00	-9.98	1	-
1753.5MHz	Pass	15	0	1.76G	20G	1M	RMS	19.9088G	-20.98	-13.00	-7.98	1	-
LTE_3MHz_Nss1,(16QAM)_1TX	-	-	-	-	-	-	-	-	-	-	-	-	-
1711.5MHz	Pass	1	0	30M	1.705G	1M	RMS	1.622716G	-29.54	-13.00	-16.54	1	-
1711.5MHz	Pass	1	0	1.705G	1.709G	6k	RMS	1.7075G	-30.31	-13.00	-17.31	1	-
1711.5MHz	Pass	1	0	1.709G	1.71G	6k	RMS	1.709986G	-28.00	-13.00	-15.00	1	-
1711.5MHz	Pass	1	0	1.755G	1.756G	6k	RMS	1.75539G	-54.60	-13.00	-41.60	1	-
1711.5MHz	Pass	1	0	1.756G	1.76G	6k	RMS	1.7595G	-39.36	-13.00	-26.36	1	-
1711.5MHz	Pass	1	0	1.76G	20G	1M	RMS	19.17464G	-20.35	-13.00	-7.35	1	-
1711.5MHz	Pass	15	0	30M	1.705G	1M	RMS	1.141572G	-29.94	-13.00	-16.94	1	-
1711.5MHz	Pass	15	0	1.705G	1.709G	30k	RMS	1.7085G	-25.48	-13.00	-12.48	1	-
1711.5MHz	Pass	15	0	1.709G	1.71G	30k	RMS	1.709712G	-28.55	-13.00	-15.55	1	-
1711.5MHz	Pass	15	0	1.755G	1.756G	30k	RMS	1.75581G	-46.56	-13.00	-33.56	1	-
1711.5MHz	Pass	15	0	1.756G	1.76G	30k	RMS	1.7585G	-38.76	-13.00	-25.76	1	-
1711.5MHz	Pass	15	0	1.76G	20G	1M	RMS	19.58048G	-21.73	-13.00	-8.73	1	-
1732.5MHz	Pass	1	8	30M	1.705G	1M	RMS	859.334375M	-30.11	-13.00	-17.11	1	-
1732.5MHz	Pass	1	8	1.705G	1.709G	6k	RMS	1.7085G	-38.69	-13.00	-25.69	1	-
1732.5MHz	Pass	1	8	1.709G	1.71G	6k	RMS	1.709486G	-54.67	-13.00	-41.67	1	-
1732.5MHz	Pass	1	8	1.755G	1.756G	6k	RMS	1.75545G	-54.56	-13.00	-41.56	1	-
1732.5MHz	Pass	1	8	1.756G	1.76G	6k	RMS	1.7595G	-39.49	-13.00	-26.49	1	-
1732.5MHz	Pass	1	8	1.76G	20G	1M	RMS	19.49612G	-21.55	-13.00	-8.55	1	-
1732.5MHz	Pass	15	0	30M	1.705G	1M	RMS	1.465266G	-30.17	-13.00	-17.17	1	-
1732.5MHz	Pass	15	0	1.705G	1.709G	30k	RMS	1.7075G	-39.67	-13.00	-26.67	1	-
1732.5MHz	Pass	15	0	1.709G	1.71G	30k	RMS	1.709176G	-46.64	-13.00	-33.64	1	-
1732.5MHz	Pass	15	0	1.755G	1.756G	30k	RMS	1.75594G	-46.92	-13.00	-33.92	1	-
1732.5MHz	Pass	15	0	1.756G	1.76G	30k	RMS	1.7575G	-38.95	-13.00	-25.95	1	-
1732.5MHz	Pass	15	0	1.76G	20G	1M	RMS	19.44596G	-20.78	-13.00	-7.78	1	-
1753.5MHz	Pass	1	14	30M	1.705G	1M	RMS	1.352622G	-29.78	-13.00	-16.78	1	-
1753.5MHz	Pass	1	14	1.705G	1.709G	6k	RMS	1.7065G	-39.25	-13.00	-26.25	1	-
1753.5MHz	Pass	1	14	1.709G	1.71G	6k	RMS	1.709248G	-54.84	-13.00	-41.84	1	-
1753.5MHz	Pass	1	14	1.755G	1.756G	6k	RMS	1.755002G	-31.09	-13.00	-18.09	1	-
1753.5MHz	Pass	1	14	1.756G	1.76G	6k	RMS	1.7575G	-34.45	-13.00	-21.45	1	-
1753.5MHz	Pass	1	14	1.76G	20G	1M	RMS	19.40264G	-21.95	-13.00	-8.95	1	-
1753.5MHz	Pass	15	0	30M	1.705G	1M	RMS	1.68155G	-30.17	-13.00	-17.17	1	-
1753.5MHz	Pass	15	0	1.705G	1.709G	30k	RMS	1.7055G	-38.27	-13.00	-25.27	1	-
1753.5MHz	Pass	15	0	1.709G	1.71G	30k	RMS	1.70967G	-49.51	-13.00	-36.51	1	-
1753.5MHz	Pass	15	0	1.755G	1.756G	30k	RMS	1.75503G	-30.59	-13.00	-17.59	1	-
1753.5MHz	Pass	15	0	1.756G	1.76G	30k	RMS	1.7565G	-24.84	-13.00	-11.84	1	-
1753.5MHz	Pass	15	0	1.76G	20G	1M	RMS	19.40264G	-22.20	-13.00	-9.20	1	-
LTE_5MHz_Nss1,(OPSK)_1TX	-	-	-	-	-	-	-	-	-	-	-	-	-
1712.5MHz	Pass	1	0	30M	1.705G	1M	RMS	1.563672G	-30.52	-13.00	-17.52	1	-
1712.5MHz	Pass	1	0	1.705G	1.709G	6k	RMS	1.7065G	-32.76	-13.00	-19.76	1	-
1712.5MHz	Pass	1	0	1.709G	1.71G	6k	RMS	1.70995G	-31.11	-13.00	-18.11	1	-
1712.5MHz	Pass	1	0	1.755G	1.756G	6k	RMS	1.755116G	-55.11	-13.00	-42.11	1	-



Mode	Result	RB	RB Start	F-Start (Hz)	F-Stop (Hz)	RBW (Hz)	Detector	Freq (Hz)	Level (dBm)	Limit (dBm)	Margin (dB)	Port	Remark
1712.5MHz	Pass	1	0	1.756G	1.76G	6k	RMS	1.7575G	-39.13	-13.00	-26.13	1	-
1712.5MHz	Pass	1	0	1.76G	20G	1M	RMS	19.79708G	-21.04	-13.00	-8.04	1	-
1712.5MHz	Pass	25	0	30M	1.705G	1M	RMS	1.239141G	-30.70	-13.00	-17.70	1	-
1712.5MHz	Pass	25	0	1.705G	1.709G	50k	RMS	1.7085G	-22.47	-13.00	-9.47	1	-
1712.5MHz	Pass	25	0	1.709G	1.71G	50k	RMS	1.709958G	-26.99	-13.00	-13.99	1	-
1712.5MHz	Pass	25	0	1.755G	1.756G	50k	RMS	1.755082G	-43.89	-13.00	-30.89	1	-
1712.5MHz	Pass	25	0	1.756G	1.76G	50k	RMS	1.7585G	-39.02	-13.00	-26.02	1	-
1712.5MHz	Pass	25	0	1.76G	20G	1M	RMS	19.8974G	-21.20	-13.00	-8.20	1	-
1732.5MHz	Pass	1	12	30M	1.705G	1M	RMS	1.482644G	-29.73	-13.00	-16.73	1	-
1732.5MHz	Pass	1	12	1.705G	1.709G	6k	RMS	1.7075G	-39.76	-13.00	-26.76	1	-
1732.5MHz	Pass	1	12	1.709G	1.71G	6k	RMS	1.70962G	-53.26	-13.00	-40.26	1	-
1732.5MHz	Pass	1	12	1.755G	1.756G	6k	RMS	1.755672G	-54.47	-13.00	-41.47	1	-
1732.5MHz	Pass	1	12	1.756G	1.76G	6k	RMS	1.7565G	-39.12	-13.00	-26.12	1	-
1732.5MHz	Pass	1	12	1.76G	20G	1M	RMS	19.92248G	-20.49	-13.00	-7.49	1	-
1732.5MHz	Pass	25	0	30M	1.705G	1M	RMS	1.494369G	-29.70	-13.00	-16.70	1	-
1732.5MHz	Pass	25	0	1.705G	1.709G	50k	RMS	1.7085G	-39.03	-13.00	-26.03	1	-
1732.5MHz	Pass	25	0	1.709G	1.71G	50k	RMS	1.709684G	-43.06	-13.00	-30.06	1	-
1732.5MHz	Pass	25	0	1.755G	1.756G	50k	RMS	1.75534G	-44.50	-13.00	-31.50	1	-
1732.5MHz	Pass	25	0	1.756G	1.76G	50k	RMS	1.7595G	-38.17	-13.00	-25.17	1	-
1732.5MHz	Pass	25	0	1.76G	20G	1M	RMS	19.79252G	-21.80	-13.00	-8.80	1	-
1752.5MHz	Pass	1	24	30M	1.705G	1M	RMS	416.50625M	-30.36	-13.00	-17.36	1	-
1752.5MHz	Pass	1	24	1.705G	1.709G	6k	RMS	1.7075G	-39.40	-13.00	-26.40	1	-
1752.5MHz	Pass	1	24	1.709G	1.71G	6k	RMS	1.709602G	-53.36	-13.00	-40.36	1	-
1752.5MHz	Pass	1	24	1.755G	1.756G	6k	RMS	1.755006G	-31.32	-13.00	-18.32	1	-
1752.5MHz	Pass	1	24	1.756G	1.76G	6k	RMS	1.7585G	-32.96	-13.00	-19.96	1	-
1752.5MHz	Pass	1	24	1.76G	20G	1M	RMS	19.52576G	-21.66	-13.00	-8.66	1	-
1752.5MHz	Pass	25	0	30M	1.705G	1M	RMS	1.545875G	-30.45	-13.00	-17.45	1	-
1752.5MHz	Pass	25	0	1.705G	1.709G	50k	RMS	1.7055G	-38.53	-13.00	-25.53	1	-
1752.5MHz	Pass	25	0	1.709G	1.71G	50k	RMS	1.709588G	-43.94	-13.00	-30.94	1	-
1752.5MHz	Pass	25	0	1.755G	1.756G	50k	RMS	1.755072G	-19.07	-13.00	-6.07	1	-
1752.5MHz	Pass	25	0	1.756G	1.76G	50k	RMS	1.7565G	-23.45	-13.00	-10.45	1	-
1752.5MHz	Pass	25	0	1.76G	20G	1M	RMS	19.95668G	-20.49	-13.00	-7.49	1	-
LTE_5MHz_Nss1,(16QAM)_1TX	-	-	-	-	-	-	-	-	-	-	-	-	-
1712.5MHz	Pass	1	0	30M	1.705G	1M	RMS	1.491019G	-29.60	-13.00	-16.60	1	-
1712.5MHz	Pass	1	0	1.705G	1.709G	6k	RMS	1.7065G	-32.90	-13.00	-19.90	1	-
1712.5MHz	Pass	1	0	1.709G	1.71G	6k	RMS	1.709906G	-26.99	-13.00	-13.99	1	-
1712.5MHz	Pass	1	0	1.755G	1.756G	6k	RMS	1.755996G	-53.99	-13.00	-40.99	1	-
1712.5MHz	Pass	1	0	1.756G	1.76G	6k	RMS	1.7595G	-39.38	-13.00	-26.38	1	-
1712.5MHz	Pass	1	0	1.76G	20G	1M	RMS	19.99316G	-21.92	-13.00	-8.92	1	-
1712.5MHz	Pass	25	0	30M	1.705G	1M	RMS	1.561788G	-30.70	-13.00	-17.70	1	-
1712.5MHz	Pass	25	0	1.705G	1.709G	50k	RMS	1.7085G	-23.41	-13.00	-10.41	1	-
1712.5MHz	Pass	25	0	1.709G	1.71G	50k	RMS	1.709994G	-17.02	-13.00	-4.02	1	-
1712.5MHz	Pass	25	0	1.755G	1.756G	50k	RMS	1.755898G	-45.62	-13.00	-32.62	1	-
1712.5MHz	Pass	25	0	1.756G	1.76G	50k	RMS	1.7595G	-38.43	-13.00	-25.43	1	-
1712.5MHz	Pass	25	0	1.76G	20G	1M	RMS	19.93616G	-21.12	-13.00	-8.12	1	-
1732.5MHz	Pass	1	12	30M	1.705G	1M	RMS	1.529753G	-29.83	-13.00	-16.83	1	-
1732.5MHz	Pass	1	12	1.705G	1.709G	6k	RMS	1.7065G	-39.55	-13.00	-26.55	1	-
1732.5MHz	Pass	1	12	1.709G	1.71G	6k	RMS	1.709984G	-54.76	-13.00	-41.76	1	-
1732.5MHz	Pass	1	12	1.755G	1.756G	6k	RMS	1.755928G	-53.19	-13.00	-40.19	1	-
1732.5MHz	Pass	1	12	1.756G	1.76G	6k	RMS	1.7575G	-39.28	-13.00	-26.28	1	-
1732.5MHz	Pass	1	12	1.76G	20G	1M	RMS	17.92748G	-21.81	-13.00	-8.81	1	-
1732.5MHz	Pass	25	0	30M	1.705G	1M	RMS	1.612247G	-30.27	-13.00	-17.27	1	-
1732.5MHz	Pass	25	0	1.705G	1.709G	50k	RMS	1.7065G	-38.71	-13.00	-25.71	1	-
1732.5MHz	Pass	25	0	1.709G	1.71G	50k	RMS	1.709914G	-45.43	-13.00	-32.43	1	-



Mode	Result	RB	RB Start	F-Start (Hz)	F-Stop (Hz)	RBW (Hz)	Detector	Freq (Hz)	Level (dBm)	Limit (dBm)	Margin (dB)	Port	Remark
1732.5MHz	Pass	25	0	1.755G	1.756G	50k	RMS	1.755618G	-43.67	-13.00	-30.67	1	-
1732.5MHz	Pass	25	0	1.756G	1.76G	50k	RMS	1.7575G	-37.12	-13.00	-24.12	1	-
1732.5MHz	Pass	25	0	1.76G	20G	1M	RMS	19.99316G	-20.97	-13.00	-7.97	1	-
1752.5MHz	Pass	1	24	30M	1.705G	1M	RMS	1.446003G	-30.99	-13.00	-17.99	1	-
1752.5MHz	Pass	1	24	1.705G	1.709G	6k	RMS	1.7065G	-39.67	-13.00	-26.67	1	-
1752.5MHz	Pass	1	24	1.709G	1.71G	6k	RMS	1.709978G	-54.10	-13.00	-41.10	1	-
1752.5MHz	Pass	1	24	1.755G	1.756G	6k	RMS	1.755016G	-26.45	-13.00	-13.45	1	-
1752.5MHz	Pass	1	24	1.756G	1.76G	6k	RMS	1.7565G	-34.61	-13.00	-21.61	1	-
1752.5MHz	Pass	1	24	1.76G	20G	1M	RMS	19.98404G	-21.22	-13.00	-8.22	1	-
1752.5MHz	Pass	25	0	30M	1.705G	1M	RMS	589.45M	-30.26	-13.00	-17.26	1	-
1752.5MHz	Pass	25	0	1.705G	1.709G	50k	RMS	1.7075G	-38.52	-13.00	-25.52	1	-
1752.5MHz	Pass	25	0	1.709G	1.71G	50k	RMS	1.70976G	-46.26	-13.00	-33.26	1	-
1752.5MHz	Pass	25	0	1.755G	1.756G	50k	RMS	1.755064G	-26.87	-13.00	-13.87	1	-
1752.5MHz	Pass	25	0	1.756G	1.76G	50k	RMS	1.7565G	-25.52	-13.00	-12.52	1	-
1752.5MHz	Pass	25	0	1.76G	20G	1M	RMS	19.943G	-21.46	-13.00	-8.46	1	-
LTE_10MHz_Nss1,(QPSK)_1TX	-	-	-	-	-	-	-	-	-	-	-	-	-
1715MHz	Pass	1	0	30M	1.705G	1M	RMS	1.268872G	-31.12	-13.00	-18.12	1	-
1715MHz	Pass	1	0	1.705G	1.709G	6k	RMS	1.7085G	-34.07	-13.00	-21.07	1	-
1715MHz	Pass	1	0	1.709G	1.71G	6k	RMS	1.709984G	-41.62	-13.00	-28.62	1	-
1715MHz	Pass	1	0	1.755G	1.756G	6k	RMS	1.755502G	-52.60	-13.00	-39.60	1	-
1715MHz	Pass	1	0	1.756G	1.76G	6k	RMS	1.7595G	-39.38	-13.00	-26.38	1	-
1715MHz	Pass	1	0	1.76G	20G	1M	RMS	18.99224G	-21.57	-13.00	-8.57	1	-
1715MHz	Pass	50	0	30M	1.705G	1M	RMS	1.704372G	-24.61	-13.00	-11.61	1	-
1715MHz	Pass	50	0	1.705G	1.709G	100k	RMS	1.7085G	-24.88	-13.00	-11.88	1	-
1715MHz	Pass	50	0	1.709G	1.71G	100k	RMS	1.709932G	-23.55	-13.00	-10.55	1	-
1715MHz	Pass	50	0	1.755G	1.756G	100k	RMS	1.75564G	-40.97	-13.00	-27.97	1	-
1715MHz	Pass	50	0	1.756G	1.76G	100k	RMS	1.7595G	-39.35	-13.00	-26.35	1	-
1715MHz	Pass	50	0	1.76G	20G	1M	RMS	19.91336G	-21.76	-13.00	-8.76	1	-
1732.5MHz	Pass	1	25	30M	1.705G	1M	RMS	1.207734G	-29.94	-13.00	-16.94	1	-
1732.5MHz	Pass	1	25	1.705G	1.709G	6k	RMS	1.7075G	-39.79	-13.00	-26.79	1	-
1732.5MHz	Pass	1	25	1.709G	1.71G	6k	RMS	1.709838G	-54.13	-13.00	-41.13	1	-
1732.5MHz	Pass	1	25	1.755G	1.756G	6k	RMS	1.755196G	-54.31	-13.00	-41.31	1	-
1732.5MHz	Pass	1	25	1.756G	1.76G	6k	RMS	1.7565G	-39.08	-13.00	-26.08	1	-
1732.5MHz	Pass	1	25	1.76G	20G	1M	RMS	19.45508G	-21.67	-13.00	-8.67	1	-
1732.5MHz	Pass	50	0	30M	1.705G	1M	RMS	771.396875M	-29.94	-13.00	-16.94	1	-
1732.5MHz	Pass	50	0	1.705G	1.709G	100k	RMS	1.7075G	-39.15	-13.00	-26.15	1	-
1732.5MHz	Pass	50	0	1.709G	1.71G	100k	RMS	1.70938G	-41.24	-13.00	-28.24	1	-
1732.5MHz	Pass	50	0	1.755G	1.756G	100k	RMS	1.755302G	-40.24	-13.00	-27.24	1	-
1732.5MHz	Pass	50	0	1.756G	1.76G	100k	RMS	1.7575G	-37.99	-13.00	-24.99	1	-
1732.5MHz	Pass	50	0	1.76G	20G	1M	RMS	19.4642G	-21.51	-13.00	-8.51	1	-
1750MHz	Pass	1	49	30M	1.705G	1M	RMS	1.530381G	-29.59	-13.00	-16.59	1	-
1750MHz	Pass	1	49	1.705G	1.709G	6k	RMS	1.7075G	-39.03	-13.00	-26.03	1	-
1750MHz	Pass	1	49	1.709G	1.71G	6k	RMS	1.709636G	-54.95	-13.00	-41.95	1	-
1750MHz	Pass	1	49	1.755G	1.756G	6k	RMS	1.75503G	-43.84	-13.00	-30.84	1	-
1750MHz	Pass	1	49	1.756G	1.76G	6k	RMS	1.7565G	-34.22	-13.00	-21.22	1	-
1750MHz	Pass	1	49	1.76G	20G	1M	RMS	19.50068G	-21.22	-13.00	-8.22	1	-
1750MHz	Pass	50	0	30M	1.705G	1M	RMS	1.481806G	-29.82	-13.00	-16.82	1	-
1750MHz	Pass	50	0	1.705G	1.709G	100k	RMS	1.7065G	-38.62	-13.00	-25.62	1	-
1750MHz	Pass	50	0	1.709G	1.71G	100k	RMS	1.709212G	-40.48	-13.00	-27.48	1	-
1750MHz	Pass	50	0	1.755G	1.756G	100k	RMS	1.75505G	-21.52	-13.00	-8.52	1	-
1750MHz	Pass	50	0	1.756G	1.76G	100k	RMS	1.7585G	-26.92	-13.00	-13.92	1	-
1750MHz	Pass	50	0	1.76G	20G	1M	RMS	16.91744G	-21.28	-13.00	-8.28	1	-
LTE_10MHz_Nss1,(16QAM)_1TX	-	-	-	-	-	-	-	-	-	-	-	-	-
1715MHz	Pass	1	0	30M	1.705G	1M	RMS	1.570791G	-29.71	-13.00	-16.71	1	-





Mode	Result	RB	RB Start	F-Start (Hz)	F-Stop (Hz)	RBW (Hz)	Detector	Freq (Hz)	Level (dBm)	Limit (dBm)	Margin (dB)	Port	Remark
1715MHz	Pass	1	0	1.705G	1.709G	6k	RMS	1.7085G	-35.10	-13.00	-22.10	1	-
1715MHz	Pass	1	0	1.709G	1.71G	6k	RMS	1.709976G	-40.65	-13.00	-27.65	1	-
1715MHz	Pass	1	0	1.755G	1.756G	6k	RMS	1.755488G	-53.55	-13.00	-40.55	1	-
1715MHz	Pass	1	0	1.756G	1.76G	6k	RMS	1.7585G	-39.37	-13.00	-26.37	1	-
1715MHz	Pass	1	0	1.76G	20G	1M	RMS	19.46876G	-20.60	-13.00	-7.60	1	-
1715MHz	Pass	25	0	30M	1.705G	1M	RMS	1.333988G	-29.93	-13.00	-16.93	1	-
1715MHz	Pass	25	0	1.705G	1.709G	100k	RMS	1.7085G	-24.27	-13.00	-11.27	1	-
1715MHz	Pass	25	0	1.709G	1.71G	100k	RMS	1.709962G	-21.37	-13.00	-8.37	1	-
1715MHz	Pass	25	0	1.755G	1.756G	100k	RMS	1.755732G	-41.70	-13.00	-28.70	1	-
1715MHz	Pass	25	0	1.756G	1.76G	100k	RMS	1.7585G	-38.44	-13.00	-25.44	1	-
1715MHz	Pass	25	0	1.76G	20G	1M	RMS	20G	-21.41	-13.00	-8.41	1	-
1732.5MHz	Pass	1	12	30M	1.705G	1M	RMS	1.284366G	-29.39	-13.00	-16.39	1	-
1732.5MHz	Pass	1	12	1.705G	1.709G	6k	RMS	1.7055G	-39.29	-13.00	-26.29	1	-
1732.5MHz	Pass	1	12	1.709G	1.71G	6k	RMS	1.709058G	-54.05	-13.00	-41.05	1	-
1732.5MHz	Pass	1	12	1.755G	1.756G	6k	RMS	1.755162G	-53.53	-13.00	-40.53	1	-
1732.5MHz	Pass	1	12	1.756G	1.76G	6k	RMS	1.7585G	-39.53	-13.00	-26.53	1	-
1732.5MHz	Pass	1	12	1.76G	20G	1M	RMS	19.87916G	-21.77	-13.00	-8.77	1	-
1732.5MHz	Pass	25	0	30M	1.705G	1M	RMS	1.330219G	-29.66	-13.00	-16.66	1	-
1732.5MHz	Pass	25	0	1.705G	1.709G	100k	RMS	1.7085G	-39.63	-13.00	-26.63	1	-
1732.5MHz	Pass	25	0	1.709G	1.71G	100k	RMS	1.709806G	-40.07	-13.00	-27.07	1	-
1732.5MHz	Pass	25	0	1.755G	1.756G	100k	RMS	1.755592G	-41.77	-13.00	-28.77	1	-
1732.5MHz	Pass	25	0	1.756G	1.76G	100k	RMS	1.7595G	-38.82	-13.00	-25.82	1	-
1732.5MHz	Pass	25	0	1.76G	20G	1M	RMS	19.94072G	-21.25	-13.00	-8.25	1	-
1750MHz	Pass	1	24	30M	1.705G	1M	RMS	801.75625M	-30.89	-13.00	-17.89	1	-
1750MHz	Pass	1	24	1.705G	1.709G	6k	RMS	1.7085G	-39.30	-13.00	-26.30	1	-
1750MHz	Pass	1	24	1.709G	1.71G	6k	RMS	1.70919G	-52.94	-13.00	-39.94	1	-
1750MHz	Pass	1	24	1.755G	1.756G	6k	RMS	1.755132G	-55.05	-13.00	-42.05	1	-
1750MHz	Pass	1	24	1.756G	1.76G	6k	RMS	1.7575G	-39.22	-13.00	-26.22	1	-
1750MHz	Pass	1	24	1.76G	20G	1M	RMS	19.38896G	-20.20	-13.00	-7.20	1	-
1750MHz	Pass	25	0	30M	1.705G	1M	RMS	1.267616G	-30.01	-13.00	-17.01	1	-
1750MHz	Pass	25	0	1.705G	1.709G	100k	RMS	1.7055G	-38.97	-13.00	-25.97	1	-
1750MHz	Pass	25	0	1.709G	1.71G	100k	RMS	1.709674G	-41.24	-13.00	-28.24	1	-
1750MHz	Pass	25	0	1.755G	1.756G	100k	RMS	1.755054G	-31.71	-13.00	-18.71	1	-
1750MHz	Pass	25	0	1.756G	1.76G	100k	RMS	1.7565G	-35.63	-13.00	-22.63	1	-
1750MHz	Pass	25	0	1.76G	20G	1M	RMS	19.93844G	-21.41	-13.00	-8.41	1	-
LTE_15MHz_Nss1,(QPSK)_1TX	-	-	-	-	-	-	-	-	-	-	-	-	-
1717.5MHz	Pass	1	0	30M	1.705G	1M	RMS	1.385284G	-29.11	-13.00	-16.11	1	-
1717.5MHz	Pass	1	0	1.705G	1.709G	6k	RMS	1.7085G	-35.14	-13.00	-22.14	1	-
1717.5MHz	Pass	1	0	1.709G	1.71G	6k	RMS	1.709996G	-39.77	-13.00	-26.77	1	-
1717.5MHz	Pass	1	0	1.755G	1.756G	6k	RMS	1.755298G	-54.61	-13.00	-41.61	1	-
1717.5MHz	Pass	1	0	1.756G	1.76G	6k	RMS	1.7585G	-39.67	-13.00	-26.67	1	-
1717.5MHz	Pass	1	0	1.76G	20G	1M	RMS	16.8992G	-21.05	-13.00	-8.05	1	-
1717.5MHz	Pass	75	0	30M	1.705G	1M	RMS	1.702697G	-23.72	-13.00	-10.72	1	-
1717.5MHz	Pass	75	0	1.705G	1.709G	150k	RMS	1.7085G	-27.22	-13.00	-14.22	1	-
1717.5MHz	Pass	75	0	1.709G	1.71G	150k	RMS	1.709856G	-24.75	-13.00	-11.75	1	-
1717.5MHz	Pass	75	0	1.755G	1.756G	150k	RMS	1.755872G	-40.81	-13.00	-27.81	1	-
1717.5MHz	Pass	75	0	1.756G	1.76G	150k	RMS	1.7595G	-38.38	-13.00	-25.38	1	-
1717.5MHz	Pass	75	0	1.76G	20G	1M	RMS	19.94072G	-21.07	-13.00	-8.07	1	-
1732.5MHz	Pass	1	38	30M	1.705G	1M	RMS	1.099906G	-29.71	-13.00	-16.71	1	-
1732.5MHz	Pass	1	38	1.705G	1.709G	6k	RMS	1.7065G	-39.75	-13.00	-26.75	1	-
1732.5MHz	Pass	1	38	1.709G	1.71G	6k	RMS	1.70926G	-53.91	-13.00	-40.91	1	-
1732.5MHz	Pass	1	38	1.755G	1.756G	6k	RMS	1.755014G	-54.83	-13.00	-41.83	1	-
1732.5MHz	Pass	1	38	1.756G	1.76G	6k	RMS	1.7595G	-39.20	-13.00	-26.20	1	-
1732.5MHz	Pass	1	38	1.76G	20G	1M	RMS	19.93616G	-21.82	-13.00	-8.82	1	-



Mode	Result	RB	RB Start	F-Start (Hz)	F-Stop (Hz)	RBW (Hz)	Detector	Freq (Hz)	Level (dBm)	Limit (dBm)	Margin (dB)	Port	Remark
1732.5MHz	Pass	75	0	30M	1.705G	1M	RMS	1.704372G	-30.70	-13.00	-17.70	1	-
1732.5MHz	Pass	75	0	1.705G	1.709G	150k	RMS	1.7085G	-37.91	-13.00	-24.91	1	-
1732.5MHz	Pass	75	0	1.709G	1.71G	150k	RMS	1.7091G	-37.07	-13.00	-24.07	1	-
1732.5MHz	Pass	75	0	1.755G	1.756G	150k	RMS	1.755306G	-37.08	-13.00	-24.08	1	-
1732.5MHz	Pass	75	0	1.756G	1.76G	150k	RMS	1.7565G	-37.29	-13.00	-24.29	1	-
1732.5MHz	Pass	75	0	1.76G	20G	1M	RMS	18.95576G	-21.62	-13.00	-8.62	1	-
1747.5MHz	Pass	1	74	30M	1.705G	1M	RMS	1.6849G	-29.66	-13.00	-16.66	1	-
1747.5MHz	Pass	1	74	1.705G	1.709G	6k	RMS	1.7055G	-39.06	-13.00	-26.06	1	-
1747.5MHz	Pass	1	74	1.709G	1.71G	6k	RMS	1.709224G	-55.73	-13.00	-42.73	1	-
1747.5MHz	Pass	1	74	1.755G	1.756G	6k	RMS	1.75509G	-42.12	-13.00	-29.12	1	-
1747.5MHz	Pass	1	74	1.756G	1.76G	6k	RMS	1.7565G	-35.43	-13.00	-22.43	1	-
1747.5MHz	Pass	1	74	1.76G	20G	1M	RMS	18.77564G	-21.41	-13.00	-8.41	1	-
1747.5MHz	Pass	75	0	30M	1.705G	1M	RMS	600.75625M	-30.80	-13.00	-17.80	1	-
1747.5MHz	Pass	75	0	1.705G	1.709G	150k	RMS	1.7055G	-37.68	-13.00	-24.68	1	-
1747.5MHz	Pass	75	0	1.709G	1.71G	150k	RMS	1.709636G	-38.70	-13.00	-25.70	1	-
1747.5MHz	Pass	75	0	1.755G	1.756G	150k	RMS	1.755064G	-23.45	-13.00	-10.45	1	-
1747.5MHz	Pass	75	0	1.756G	1.76G	150k	RMS	1.7565G	-24.61	-13.00	-11.61	1	-
1747.5MHz	Pass	75	0	1.76G	20G	1M	RMS	19.4642G	-20.97	-13.00	-7.97	1	-
LTE_15MHz_Nss1,(16QAM)_1TX	-	-	-	-	-	-	-	-	-	-	-	-	-
1717.5MHz	Pass	1	0	30M	1.705G	1M	RMS	1.449563G	-29.50	-13.00	-16.50	1	-
1717.5MHz	Pass	1	0	1.705G	1.709G	6k	RMS	1.7085G	-35.10	-13.00	-22.10	1	-
1717.5MHz	Pass	1	0	1.709G	1.71G	6k	RMS	1.70997G	-36.99	-13.00	-23.99	1	-
1717.5MHz	Pass	1	0	1.755G	1.756G	6k	RMS	1.755848G	-54.10	-13.00	-41.10	1	-
1717.5MHz	Pass	1	0	1.756G	1.76G	6k	RMS	1.7575G	-39.09	-13.00	-26.09	1	-
1717.5MHz	Pass	1	0	1.76G	20G	1M	RMS	16.72136G	-21.56	-13.00	-8.56	1	-
1732.5MHz	Pass	1	38	30M	1.705G	1M	RMS	1.674641G	-30.68	-13.00	-17.68	1	-
1732.5MHz	Pass	1	38	1.705G	1.709G	6k	RMS	1.7075G	-39.33	-13.00	-26.33	1	-
1732.5MHz	Pass	1	38	1.709G	1.71G	6k	RMS	1.709734G	-53.67	-13.00	-40.67	1	-
1732.5MHz	Pass	1	38	1.755G	1.756G	6k	RMS	1.755646G	-53.83	-13.00	-40.83	1	-
1732.5MHz	Pass	1	38	1.756G	1.76G	6k	RMS	1.7585G	-39.58	-13.00	-26.58	1	-
1732.5MHz	Pass	1	38	1.76G	20G	1M	RMS	19.8974G	-21.40	-13.00	-8.40	1	-
1747.5MHz	Pass	1	74	30M	1.705G	1M	RMS	1.261544G	-30.36	-13.00	-17.36	1	-
1747.5MHz	Pass	1	74	1.705G	1.709G	6k	RMS	1.7075G	-40.09	-13.00	-27.09	1	-
1747.5MHz	Pass	1	74	1.709G	1.71G	6k	RMS	1.70968G	-55.19	-13.00	-42.19	1	-
1747.5MHz	Pass	1	74	1.755G	1.756G	6k	RMS	1.755046G	-41.21	-13.00	-28.21	1	-
1747.5MHz	Pass	1	74	1.756G	1.76G	6k	RMS	1.7565G	-35.50	-13.00	-22.50	1	-
1747.5MHz	Pass	1	74	1.76G	20G	1M	RMS	19.90424G	-20.94	-13.00	-7.94	1	-
LTE_20MHz_Nss1,(QPSK)_1TX	-	-	-	-	-	-	-	-	-	-	-	-	-
1720MHz	Pass	1	0	30M	1.705G	1M	RMS	1.694113G	-14.92	-13.00	-1.92	1	-
1720MHz	Pass	1	0	1.705G	1.709G	6k	RMS	1.7085G	-36.05	-13.00	-23.05	1	-
1720MHz	Pass	1	0	1.709G	1.71G	6k	RMS	1.709924G	-42.99	-13.00	-29.99	1	-
1720MHz	Pass	1	0	1.755G	1.756G	6k	RMS	1.755338G	-54.64	-13.00	-41.64	1	-
1720MHz	Pass	1	0	1.756G	1.76G	6k	RMS	1.7595G	-39.29	-13.00	-26.29	1	-
1720MHz	Pass	1	0	1.76G	20G	1M	RMS	16.88324G	-21.33	-13.00	-8.33	1	-
1720MHz	Pass	100	0	30M	1.705G	1M	RMS	1.705G	-26.47	-13.00	-13.47	1	-
1720MHz	Pass	100	0	1.705G	1.709G	200k	RMS	1.7065G	-25.88	-13.00	-12.88	1	-
1720MHz	Pass	100	0	1.709G	1.71G	200k	RMS	1.70996G	-27.81	-13.00	-14.81	1	-
1720MHz	Pass	100	0	1.755G	1.756G	200k	RMS	1.755562G	-38.63	-13.00	-25.63	1	-
1720MHz	Pass	100	0	1.756G	1.76G	200k	RMS	1.7565G	-38.31	-13.00	-25.31	1	-
1720MHz	Pass	100	0	1.76G	20G	1M	RMS	19.75148G	-21.89	-13.00	-8.89	1	-
1732.5MHz	Pass	1	50	30M	1.705G	1M	RMS	1.373769G	-30.79	-13.00	-17.79	1	-
1732.5MHz	Pass	1	50	1.705G	1.709G	6k	RMS	1.7055G	-39.50	-13.00	-26.50	1	-
1732.5MHz	Pass	1	50	1.709G	1.71G	6k	RMS	1.709654G	-52.93	-13.00	-39.93	1	-
1732.5MHz	Pass	1	50	1.755G	1.756G	6k	RMS	1.755402G	-55.48	-13.00	-42.48	1	-



Mode	Result	RB	RB Start	F-Start (Hz)	F-Stop (Hz)	RBW (Hz)	Detector	Freq (Hz)	Level (dBm)	Limit (dBm)	Margin (dB)	Port	Remark
1732.5MHz	Pass	1	50	1.756G	1.76G	6k	RMS	1.7565G	-39.04	-13.00	-26.04	1	-
1732.5MHz	Pass	1	50	1.76G	20G	1M	RMS	18.917G	-21.15	-13.00	-8.15	1	-
1732.5MHz	Pass	100	0	30M	1.705G	1M	RMS	807.409375M	-29.85	-13.00	-16.85	1	-
1732.5MHz	Pass	100	0	1.705G	1.709G	200k	RMS	1.7085G	-32.55	-13.00	-19.55	1	-
1732.5MHz	Pass	100	0	1.709G	1.71G	200k	RMS	1.709906G	-31.23	-13.00	-18.23	1	-
1732.5MHz	Pass	100	0	1.755G	1.756G	200k	RMS	1.755772G	-32.62	-13.00	-19.62	1	-
1732.5MHz	Pass	100	0	1.756G	1.76G	200k	RMS	1.7585G	-33.66	-13.00	-20.66	1	-
1732.5MHz	Pass	100	0	1.76G	20G	1M	RMS	19.4072G	-20.84	-13.00	-7.84	1	-
1745MHz	Pass	1	99	30M	1.705G	1M	RMS	1.519284G	-28.29	-13.00	-15.29	1	-
1745MHz	Pass	1	99	1.705G	1.709G	6k	RMS	1.7065G	-39.58	-13.00	-26.58	1	-
1745MHz	Pass	1	99	1.709G	1.71G	6k	RMS	1.709884G	-54.68	-13.00	-41.68	1	-
1745MHz	Pass	1	99	1.755G	1.756G	6k	RMS	1.755008G	-43.28	-13.00	-30.28	1	-
1745MHz	Pass	1	99	1.756G	1.76G	6k	RMS	1.7565G	-35.76	-13.00	-22.76	1	-
1745MHz	Pass	1	99	1.76G	20G	1M	RMS	19.94984G	-20.71	-13.00	-7.71	1	-
1745MHz	Pass	100	0	30M	1.705G	1M	RMS	1.397847G	-30.63	-13.00	-17.63	1	-
1745MHz	Pass	100	0	1.705G	1.709G	200k	RMS	1.7055G	-38.42	-13.00	-25.42	1	-
1745MHz	Pass	100	0	1.709G	1.71G	200k	RMS	1.70911G	-37.92	-13.00	-24.92	1	-
1745MHz	Pass	100	0	1.755G	1.756G	200k	RMS	1.75508G	-22.21	-13.00	-9.21	1	-
1745MHz	Pass	100	0	1.756G	1.76G	200k	RMS	1.7565G	-26.60	-13.00	-13.60	1	-
1745MHz	Pass	100	0	1.76G	20G	1M	RMS	19.98404G	-21.47	-13.00	-8.47	1	-
LTE_20MHz_Nss1,(16QAM)_1TX	-	-	-	-	-	-	-	-	-	-	-	-	-
1720MHz	Pass	1	0	30M	1.705G	1M	RMS	1.661031G	-30.47	-13.00	-17.47	1	-
1720MHz	Pass	1	0	1.705G	1.709G	6k	RMS	1.7085G	-36.96	-13.00	-23.96	1	-
1720MHz	Pass	1	0	1.709G	1.71G	6k	RMS	1.709952G	-45.02	-13.00	-32.02	1	-
1720MHz	Pass	1	0	1.755G	1.756G	6k	RMS	1.755872G	-52.30	-13.00	-39.30	1	-
1720MHz	Pass	1	0	1.756G	1.76G	6k	RMS	1.7595G	-39.54	-13.00	-26.54	1	-
1720MHz	Pass	1	0	1.76G	20G	1M	RMS	19.9202G	-21.68	-13.00	-8.68	1	-
1732.5MHz	Pass	1	50	30M	1.705G	1M	RMS	711.096875M	-30.03	-13.00	-17.03	1	-
1732.5MHz	Pass	1	50	1.705G	1.709G	6k	RMS	1.7085G	-39.03	-13.00	-26.03	1	-
1732.5MHz	Pass	1	50	1.709G	1.71G	6k	RMS	1.709632G	-53.81	-13.00	-40.81	1	-
1732.5MHz	Pass	1	50	1.755G	1.756G	6k	RMS	1.755932G	-54.51	-13.00	-41.51	1	-
1732.5MHz	Pass	1	50	1.756G	1.76G	6k	RMS	1.7575G	-39.36	-13.00	-26.36	1	-
1732.5MHz	Pass	1	50	1.76G	20G	1M	RMS	19.75376G	-21.48	-13.00	-8.48	1	-
1745MHz	Pass	1	99	30M	1.705G	1M	RMS	1.452913G	-30.81	-13.00	-17.81	1	-
1745MHz	Pass	1	99	1.705G	1.709G	6k	RMS	1.7085G	-39.40	-13.00	-26.40	1	-
1745MHz	Pass	1	99	1.709G	1.71G	6k	RMS	1.70947G	-55.61	-13.00	-42.61	1	-
1745MHz	Pass	1	99	1.755G	1.756G	6k	RMS	1.755002G	-46.36	-13.00	-33.36	1	-
1745MHz	Pass	1	99	1.756G	1.76G	6k	RMS	1.7565G	-36.67	-13.00	-23.67	1	-
1745MHz	Pass	1	99	1.76G	20G	1M	RMS	18.86684G	-20.79	-13.00	-7.79	1	-

DG = Directional Gain;



For LTE Band 13:

Summary

Mode	Result	RB	RB Start	F-Start (Hz)	F-Stop (Hz)	RBW (Hz)	Detector	Freq (Hz)	Level (dBm)	Limit (dBm)	Margin (dB)	Port	Remark
Band 13	-	-	-	-	-	-	-	-	-	-	-	-	-
Band 13_LTE_5MHz_Nss1,(OPSK)_1TX	Pass	1	24	776M	788M	100k	RMS	787.016M	-13.73	-13.00	-0.73	1	-

DG = Directional Gain;

Result

Mode	Result	RB	RB Start	F-Start (Hz)	F-Stop (Hz)	RBW (Hz)	Detector	Freq (Hz)	Level (dBm)	Limit (dBm)	Margin (dB)	Port	Remark
LTE_5MHz_Nss1,(OPSK)_1TX	-	-	-	-	-	-	-	-	-	-	-	-	-
779.5MHz	Pass	1	0	30M	763M	100k	RMS	740.735125M	-48.38	-13.00	-35.38	1	-
779.5MHz	Pass	1	0	763M	775M	6.25k	RMS	775M	-57.93	-35.00	-22.93	1	-
779.5MHz	Pass	1	0	775M	775.9M	100k	RMS	775.1368M	-42.69	-13.00	-29.69	1	-
779.5MHz	Pass	1	0	775.9M	776M	30k	RMS	775.9118M	-43.23	-13.00	-30.23	1	-
779.5MHz	Pass	1	0	776M	788M	100k	RMS	776.984M	-21.15	-13.00	-8.15	1	-
779.5MHz	Pass	1	0	788M	788.1M	30k	RMS	788.048M	-54.26	-13.00	-41.26	1	-
779.5MHz	Pass	1	0	788.1M	793M	100k	RMS	789.8346M	-48.29	-13.00	-35.29	1	-
779.5MHz	Pass	1	0	793M	805M	6.25k	RMS	800.824M	-61.64	-35.00	-26.64	1	-
779.5MHz	Pass	1	0	805M	1G	100k	RMS	893.53M	-49.36	-13.00	-36.36	1	-
779.5MHz	Pass	1	0	1G	1.559G	1M	RMS	1.398008G	-38.41	-13.00	-25.41	1	-
779.5MHz	Pass	1	0	1.559G	1.61G	100k	RMS	1.604594G	-47.94	-40.00	-7.94	1	-
779.5MHz	Pass	1	0	1.61G	10G	1M	RMS	7.522853G	-33.44	-13.00	-20.44	1	-
779.5MHz	Pass	25	0	30M	763M	100k	RMS	742.934125M	-48.51	-13.00	-35.51	1	-
779.5MHz	Pass	25	0	763M	775M	6.25k	RMS	774.856M	-49.29	-35.00	-14.29	1	-
779.5MHz	Pass	25	0	775M	775.9M	100k	RMS	775.8514M	-34.71	-13.00	-21.71	1	-
779.5MHz	Pass	25	0	775.9M	776M	30k	RMS	775.9532M	-38.80	-13.00	-25.80	1	-
779.5MHz	Pass	25	0	776M	788M	100k	RMS	776.984M	-28.60	-13.00	-15.60	1	-
779.5MHz	Pass	25	0	788M	788.1M	30k	RMS	788.0214M	-42.86	-13.00	-29.86	1	-
779.5MHz	Pass	25	0	788.1M	793M	100k	RMS	789.3936M	-38.38	-13.00	-25.38	1	-
779.5MHz	Pass	25	0	793M	805M	6.25k	RMS	793.24M	-60.31	-35.00	-25.31	1	-
779.5MHz	Pass	25	0	805M	1G	100k	RMS	900.16M	-49.49	-13.00	-36.49	1	-
779.5MHz	Pass	25	0	1G	1.559G	1M	RMS	1.392418G	-38.47	-13.00	-25.47	1	-
779.5MHz	Pass	25	0	1.559G	1.61G	100k	RMS	1.606226G	-47.66	-40.00	-7.66	1	-
779.5MHz	Pass	25	0	1.61G	10G	1M	RMS	7.158936G	-33.24	-13.00	-20.24	1	-
782MHz	Pass	1	12	30M	763M	100k	RMS	741.834625M	-48.48	-13.00	-35.48	1	-
782MHz	Pass	1	12	763M	775M	6.25k	RMS	773.728M	-61.53	-35.00	-26.53	1	-
782MHz	Pass	1	12	775M	775.9M	100k	RMS	775.5292M	-48.45	-13.00	-35.45	1	-
782MHz	Pass	1	12	775.9M	776M	30k	RMS	775.915M	-54.25	-13.00	-41.25	1	-
782MHz	Pass	1	12	776M	788M	100k	RMS	787.088M	-44.31	-13.00	-31.31	1	-
782MHz	Pass	1	12	788M	788.1M	30k	RMS	788.016M	-49.02	-13.00	-36.02	1	-
782MHz	Pass	1	12	788.1M	793M	100k	RMS	788.1588M	-46.21	-13.00	-33.21	1	-
782MHz	Pass	1	12	793M	805M	6.25k	RMS	793.552M	-61.54	-35.00	-26.54	1	-
782MHz	Pass	1	12	805M	1G	100k	RMS	918.88M	-49.24	-13.00	-36.24	1	-
782MHz	Pass	1	12	1G	1.559G	1M	RMS	1.261612G	-38.45	-13.00	-25.45	1	-
782MHz	Pass	1	12	1.559G	1.61G	100k	RMS	1.594394G	-48.15	-40.00	-8.15	1	-
782MHz	Pass	1	12	1.61G	10G	1M	RMS	9.690619G	-32.89	-13.00	-19.89	1	-
782MHz	Pass	25	0	30M	763M	100k	RMS	762.725125M	-48.44	-13.00	-35.44	1	-
782MHz	Pass	25	0	763M	775M	6.25k	RMS	774.736M	-53.18	-35.00	-18.18	1	-
782MHz	Pass	25	0	775M	775.9M	100k	RMS	775.171M	-39.30	-13.00	-26.30	1	-
782MHz	Pass	25	0	775.9M	776M	30k	RMS	775.9268M	-44.29	-13.00	-31.29	1	-
782MHz	Pass	25	0	776M	788M	100k	RMS	787.016M	-22.58	-13.00	-9.58	1	-
782MHz	Pass	25	0	788M	788.1M	30k	RMS	788.0444M	-28.78	-13.00	-15.78	1	-
782MHz	Pass	25	0	788.1M	793M	100k	RMS	788.1882M	-24.71	-13.00	-11.71	1	-



Mode	Result	RB	RB Start	F-Start (Hz)	F-Stop (Hz)	RBW (Hz)	Detector	Freq (Hz)	Level (dBm)	Limit (dBm)	Margin (dB)	Port	Remark
782MHz	Pass	25	0	793M	805M	6.25k	RMS	793.264M	-54.21	-35.00	-19.21	1	-
782MHz	Pass	25	0	805M	1G	100k	RMS	881.83M	-49.39	-13.00	-36.39	1	-
782MHz	Pass	25	0	1G	1.559G	1M	RMS	1.412542G	-38.19	-13.00	-25.19	1	-
782MHz	Pass	25	0	1.559G	1.61G	100k	RMS	1.591538G	-47.68	-40.00	-7.68	1	-
782MHz	Pass	25	0	1.61G	10G	1M	RMS	6.4762G	-33.15	-13.00	-20.15	1	-
784.5MHz	Pass	1	24	30M	763M	100k	RMS	513.047M	-48.44	-13.00	-35.44	1	-
784.5MHz	Pass	1	24	763M	775M	6.25k	RMS	767.968M	-61.68	-35.00	-26.68	1	-
784.5MHz	Pass	1	24	775M	775.9M	100k	RMS	775.387M	-48.44	-13.00	-35.44	1	-
784.5MHz	Pass	1	24	775.9M	776M	30k	RMS	775.9528M	-54.43	-13.00	-41.43	1	-
784.5MHz	Pass	1	24	776M	788M	100k	RMS	787.016M	-13.73	-13.00	-0.73	1	-
784.5MHz	Pass	1	24	788M	788.1M	30k	RMS	788M	-43.38	-13.00	-30.38	1	-
784.5MHz	Pass	1	24	788.1M	793M	100k	RMS	788.835M	-41.82	-13.00	-28.82	1	-
784.5MHz	Pass	1	24	793M	805M	6.25k	RMS	795.088M	-60.19	-35.00	-25.19	1	-
784.5MHz	Pass	1	24	805M	1G	100k	RMS	882.61M	-49.40	-13.00	-36.40	1	-
784.5MHz	Pass	1	24	1G	1.559G	1M	RMS	1.41366G	-38.33	-13.00	-25.33	1	-
784.5MHz	Pass	1	24	1.559G	1.61G	100k	RMS	1.57736G	-48.25	-40.00	-8.25	1	-
784.5MHz	Pass	1	24	1.61G	10G	1M	RMS	7.217666G	-33.39	-13.00	-20.39	1	-
784.5MHz	Pass	25	0	30M	763M	100k	RMS	738.4445M	-48.34	-13.00	-35.34	1	-
784.5MHz	Pass	25	0	763M	775M	6.25k	RMS	774.856M	-52.72	-35.00	-17.72	1	-
784.5MHz	Pass	25	0	775M	775.9M	100k	RMS	775.4914M	-38.44	-13.00	-25.44	1	-
784.5MHz	Pass	25	0	775.9M	776M	30k	RMS	775.9418M	-44.38	-13.00	-31.38	1	-
784.5MHz	Pass	25	0	776M	788M	100k	RMS	787.016M	-20.38	-13.00	-7.38	1	-
784.5MHz	Pass	25	0	788M	788.1M	30k	RMS	788.0056M	-28.47	-13.00	-15.47	1	-
784.5MHz	Pass	25	0	788.1M	793M	100k	RMS	788.1588M	-23.86	-13.00	-10.86	1	-
784.5MHz	Pass	25	0	793M	805M	6.25k	RMS	793.144M	-53.08	-35.00	-18.08	1	-
784.5MHz	Pass	25	0	805M	1G	100k	RMS	953.2M	-49.34	-13.00	-36.34	1	-
784.5MHz	Pass	25	0	1G	1.559G	1M	RMS	1.34099G	-38.26	-13.00	-25.26	1	-
784.5MHz	Pass	25	0	1.559G	1.61G	100k	RMS	1.564202G	-47.90	-40.00	-7.90	1	-
784.5MHz	Pass	25	0	1.61G	10G	1M	RMS	7.546974G	-32.97	-13.00	-19.97	1	-
LTE_5MHz_Nss1(16QAM)_1TX	-	-	-	-	-	-	-	-	-	-	-	-	-
779.5MHz	Pass	1	0	30M	763M	100k	RMS	760.068M	-47.88	-13.00	-34.88	1	-
779.5MHz	Pass	1	0	763M	775M	6.25k	RMS	774.88M	-58.72	-35.00	-23.72	1	-
779.5MHz	Pass	1	0	775M	775.9M	100k	RMS	775.1116M	-43.71	-13.00	-30.71	1	-
779.5MHz	Pass	1	0	775.9M	776M	30k	RMS	775.9042M	-45.37	-13.00	-32.37	1	-
779.5MHz	Pass	1	0	776M	788M	100k	RMS	776.984M	-20.61	-13.00	-7.61	1	-
779.5MHz	Pass	1	0	788M	788.1M	30k	RMS	788.0814M	-53.20	-13.00	-40.20	1	-
779.5MHz	Pass	1	0	788.1M	793M	100k	RMS	788.3548M	-48.35	-13.00	-35.35	1	-
779.5MHz	Pass	1	0	793M	805M	6.25k	RMS	802.72M	-61.22	-35.00	-26.22	1	-
779.5MHz	Pass	1	0	805M	1G	100k	RMS	861.94M	-49.60	-13.00	-36.60	1	-
779.5MHz	Pass	1	0	1G	1.559G	1M	RMS	1.383474G	-38.32	-13.00	-25.32	1	-
779.5MHz	Pass	1	0	1.559G	1.61G	100k	RMS	1.593782G	-48.00	-40.00	-8.00	1	-
779.5MHz	Pass	1	0	1.61G	10G	1M	RMS	7.254373G	-33.23	-13.00	-20.23	1	-
779.5MHz	Pass	25	0	30M	763M	100k	RMS	758.05225M	-48.39	-13.00	-35.39	1	-
779.5MHz	Pass	25	0	763M	775M	6.25k	RMS	774.976M	-50.18	-35.00	-15.18	1	-
779.5MHz	Pass	25	0	775M	775.9M	100k	RMS	775.5472M	-35.33	-13.00	-22.33	1	-
779.5MHz	Pass	25	0	775.9M	776M	30k	RMS	775.947M	-40.31	-13.00	-27.31	1	-
779.5MHz	Pass	25	0	776M	788M	100k	RMS	776.984M	-31.34	-13.00	-18.34	1	-
779.5MHz	Pass	25	0	788M	788.1M	30k	RMS	788.0224M	-44.23	-13.00	-31.23	1	-
779.5MHz	Pass	25	0	788.1M	793M	100k	RMS	788.3842M	-38.93	-13.00	-25.93	1	-
779.5MHz	Pass	25	0	793M	805M	6.25k	RMS	793.312M	-61.52	-35.00	-26.52	1	-
779.5MHz	Pass	25	0	805M	1G	100k	RMS	890.41M	-49.36	-13.00	-36.36	1	-
779.5MHz	Pass	25	0	1G	1.559G	1M	RMS	1.499746G	-38.12	-13.00	-25.12	1	-
779.5MHz	Pass	25	0	1.559G	1.61G	100k	RMS	1.583378G	-48.17	-40.00	-8.17	1	-
779.5MHz	Pass	25	0	1.61G	10G	1M	RMS	6.562198G	-32.79	-13.00	-19.79	1	-



Mode	Result	RB	RB Start	F-Start (Hz)	F-Stop (Hz)	RBW (Hz)	Detector	Freq (Hz)	Level (dBm)	Limit (dBm)	Margin (dB)	Port	Remark
782MHz	Pass	1	12	30M	763M	100k	RMS	758.143875M	-48.45	-13.00	-35.45	1	-
782MHz	Pass	1	12	763M	775M	6.25k	RMS	764.2M	-61.63	-35.00	-26.63	1	-
782MHz	Pass	1	12	775M	775.9M	100k	RMS	775.3816M	-48.76	-13.00	-35.76	1	-
782MHz	Pass	1	12	775.9M	776M	30k	RMS	775.951M	-53.79	-13.00	-40.79	1	-
782MHz	Pass	1	12	776M	788M	100k	RMS	787.064M	-45.68	-13.00	-32.68	1	-
782MHz	Pass	1	12	788M	788.1M	30k	RMS	788.0358M	-50.30	-13.00	-37.30	1	-
782MHz	Pass	1	12	788.1M	793M	100k	RMS	788.5214M	-47.25	-13.00	-34.25	1	-
782MHz	Pass	1	12	793M	805M	6.25k	RMS	800.104M	-61.45	-35.00	-26.45	1	-
782MHz	Pass	1	12	805M	1G	100k	RMS	859.99M	-49.44	-13.00	-36.44	1	-
782MHz	Pass	1	12	1G	1.559G	1M	RMS	1.366704G	-38.41	-13.00	-25.41	1	-
782MHz	Pass	1	12	1.559G	1.61G	100k	RMS	1.574606G	-47.56	-40.00	-7.56	1	-
782MHz	Pass	1	12	1.61G	10G	1M	RMS	9.374945G	-32.99	-13.00	-19.99	1	-
782MHz	Pass	25	0	30M	763M	100k	RMS	756.403M	-48.23	-13.00	-35.23	1	-
782MHz	Pass	25	0	763M	775M	6.25k	RMS	774.976M	-55.87	-35.00	-20.87	1	-
782MHz	Pass	25	0	775M	775.9M	100k	RMS	775.8712M	-39.47	-13.00	-26.47	1	-
782MHz	Pass	25	0	775.9M	776M	30k	RMS	775.9346M	-46.03	-13.00	-33.03	1	-
782MHz	Pass	25	0	776M	788M	100k	RMS	787.016M	-21.71	-13.00	-8.71	1	-
782MHz	Pass	25	0	788M	788.1M	30k	RMS	788.0246M	-30.41	-13.00	-17.41	1	-
782MHz	Pass	25	0	788.1M	793M	100k	RMS	788.2078M	-25.80	-13.00	-12.80	1	-
782MHz	Pass	25	0	793M	805M	6.25k	RMS	793.048M	-56.33	-35.00	-21.33	1	-
782MHz	Pass	25	0	805M	1G	100k	RMS	860.38M	-49.46	-13.00	-36.46	1	-
782MHz	Pass	25	0	1G	1.559G	1M	RMS	1.49192G	-38.58	-13.00	-25.58	1	-
782MHz	Pass	25	0	1.559G	1.61G	100k	RMS	1.572362G	-48.18	-40.00	-8.18	1	-
782MHz	Pass	25	0	1.61G	10G	1M	RMS	7.232349G	-33.03	-13.00	-20.03	1	-
784 5MHz	Pass	1	24	30M	763M	100k	RMS	750.630625M	-48.55	-13.00	-35.55	1	-
784 5MHz	Pass	1	24	763M	775M	6.25k	RMS	769.408M	-61.27	-35.00	-26.27	1	-
784 5MHz	Pass	1	24	775M	775.9M	100k	RMS	775.6858M	-48.52	-13.00	-35.52	1	-
784 5MHz	Pass	1	24	775.9M	776M	30k	RMS	775.935M	-53.62	-13.00	-40.62	1	-
784 5MHz	Pass	1	24	776M	788M	100k	RMS	787.016M	-18.35	-13.00	-5.35	1	-
784 5MHz	Pass	1	24	788M	788.1M	30k	RMS	788.0162M	-44.74	-13.00	-31.74	1	-
784 5MHz	Pass	1	24	788.1M	793M	100k	RMS	788.9624M	-43.15	-13.00	-30.15	1	-
784 5MHz	Pass	1	24	793M	805M	6.25k	RMS	795.28M	-59.15	-35.00	-24.15	1	-
784 5MHz	Pass	1	24	805M	1G	100k	RMS	876.37M	-49.69	-13.00	-36.69	1	-
784 5MHz	Pass	1	24	1G	1.559G	1M	RMS	1.310804G	-38.13	-13.00	-25.13	1	-
784 5MHz	Pass	1	24	1.559G	1.61G	100k	RMS	1.579706G	-47.89	-40.00	-7.89	1	-
784 5MHz	Pass	1	24	1.61G	10G	1M	RMS	9.702155G	-32.96	-13.00	-19.96	1	-
784 5MHz	Pass	25	0	30M	763M	100k	RMS	761.71725M	-48.23	-13.00	-35.23	1	-
784 5MHz	Pass	25	0	763M	775M	6.25k	RMS	775M	-55.71	-35.00	-20.71	1	-
784 5MHz	Pass	25	0	775M	775.9M	100k	RMS	775.8046M	-40.93	-13.00	-27.93	1	-
784 5MHz	Pass	25	0	775.9M	776M	30k	RMS	775.9098M	-45.52	-13.00	-32.52	1	-
784 5MHz	Pass	25	0	776M	788M	100k	RMS	787.016M	-23.73	-13.00	-10.73	1	-
784 5MHz	Pass	25	0	788M	788.1M	30k	RMS	788.062M	-30.24	-13.00	-17.24	1	-
784 5MHz	Pass	25	0	788.1M	793M	100k	RMS	788.3646M	-26.01	-13.00	-13.01	1	-
784 5MHz	Pass	25	0	793M	805M	6.25k	RMS	793.024M	-55.84	-35.00	-20.84	1	-
784 5MHz	Pass	25	0	805M	1G	100k	RMS	880.27M	-49.48	-13.00	-36.48	1	-
784 5MHz	Pass	25	0	1G	1.559G	1M	RMS	1.399126G	-38.54	-13.00	-25.54	1	-
784 5MHz	Pass	25	0	1.559G	1.61G	100k	RMS	1.594598G	-47.88	-40.00	-7.88	1	-
784 5MHz	Pass	25	0	1.61G	10G	1M	RMS	6.209818G	-33.32	-13.00	-20.32	1	-
LTE_10MHz_Nss1,(QPSK)_1TX	-	-	-	-	-	-	-	-	-	-	-	-	-
782MHz	Pass	1	25	30M	763M	100k	RMS	735.879M	-48.32	-13.00	-35.32	1	-
782MHz	Pass	1	25	763M	775M	6.25k	RMS	767.032M	-61.55	-35.00	-26.55	1	-
782MHz	Pass	1	25	775M	775.9M	100k	RMS	775.1764M	-48.68	-13.00	-35.68	1	-
782MHz	Pass	1	25	775.9M	776M	30k	RMS	775.9208M	-53.76	-13.00	-40.76	1	-
782MHz	Pass	1	25	776M	788M	100k	RMS	787.064M	-47.75	-13.00	-34.75	1	-



Mode	Result	RB	RB Start	F-Start (Hz)	F-Stop (Hz)	RBW (Hz)	Detector	Freq (Hz)	Level (dBm)	Limit (dBm)	Margin (dB)	Port	Remark
782MHz	Pass	1	25	788M	788.1M	30k	RMS	788.084M	-53.59	-13.00	-40.59	1	-
782MHz	Pass	1	25	788.1M	793M	100k	RMS	792.0494M	-48.79	-13.00	-35.79	1	-
782MHz	Pass	1	25	793M	805M	6.25k	RMS	797.896M	-61.58	-35.00	-26.58	1	-
782MHz	Pass	1	25	805M	1G	100k	RMS	886.51M	-49.62	-13.00	-36.62	1	-
782MHz	Pass	1	25	1G	1.559G	1M	RMS	1.29068G	-38.46	-13.00	-25.46	1	-
782MHz	Pass	1	25	1.559G	1.61G	100k	RMS	1.588478G	-47.92	-40.00	-7.92	1	-
782MHz	Pass	1	25	1.61G	10G	1M	RMS	6.559051G	-33.18	-13.00	-20.18	1	-
782MHz	Pass	50	0	30M	763M	100k	RMS	757.31925M	-48.46	-13.00	-35.46	1	-
782MHz	Pass	50	0	763M	775M	6.25k	RMS	774.808M	-42.62	-35.00	-7.62	1	-
782MHz	Pass	50	0	775M	775.9M	100k	RMS	775.873M	-27.70	-13.00	-14.70	1	-
782MHz	Pass	50	0	775.9M	776M	30k	RMS	775.9762M	-32.16	-13.00	-19.16	1	-
782MHz	Pass	50	0	776M	788M	100k	RMS	776.936M	-26.42	-13.00	-13.42	1	-
782MHz	Pass	50	0	788M	788.1M	30k	RMS	788.0524M	-32.17	-13.00	-19.17	1	-
782MHz	Pass	50	0	788.1M	793M	100k	RMS	788.9918M	-28.32	-13.00	-15.32	1	-
782MHz	Pass	50	0	793M	805M	6.25k	RMS	793.096M	-48.55	-35.00	-13.55	1	-
782MHz	Pass	50	0	805M	1G	100k	RMS	880.66M	-49.32	-13.00	-36.32	1	-
782MHz	Pass	50	0	1G	1.559G	1M	RMS	1.539994G	-38.03	-13.00	-25.03	1	-
782MHz	Pass	50	0	1.559G	1.61G	100k	RMS	1.584602G	-48.20	-40.00	-8.20	1	-
782MHz	Pass	50	0	1.61G	10G	1M	RMS	6.479346G	-32.95	-13.00	-19.95	1	-
LTE_10MHz_Nss1(16QAM_1TX	-	-	-	-	-	-	-	-	-	-	-	-	-
782MHz	Pass	1	12	30M	763M	100k	RMS	529.997625M	-48.26	-13.00	-35.26	1	-
782MHz	Pass	1	12	763M	775M	6.25k	RMS	770.704M	-58.96	-35.00	-23.96	1	-
782MHz	Pass	1	12	775M	775.9M	100k	RMS	775.8856M	-43.63	-13.00	-30.63	1	-
782MHz	Pass	1	12	775.9M	776M	30k	RMS	775.9736M	-49.71	-13.00	-36.71	1	-
782MHz	Pass	1	12	776M	788M	100k	RMS	776.888M	-41.99	-13.00	-28.99	1	-
782MHz	Pass	1	12	788M	788.1M	30k	RMS	788.0722M	-52.86	-13.00	-39.86	1	-
782MHz	Pass	1	12	788.1M	793M	100k	RMS	788.7762M	-43.07	-13.00	-30.07	1	-
782MHz	Pass	1	12	793M	805M	6.25k	RMS	799.264M	-61.48	-35.00	-26.48	1	-
782MHz	Pass	1	12	805M	1G	100k	RMS	960.61M	-49.49	-13.00	-36.49	1	-
782MHz	Pass	1	12	1G	1.559G	1M	RMS	1.309686G	-38.38	-13.00	-25.38	1	-
782MHz	Pass	1	12	1.559G	1.61G	100k	RMS	1.607756G	-47.81	-40.00	-7.81	1	-
782MHz	Pass	1	12	1.61G	10G	1M	RMS	6.529686G	-33.29	-13.00	-20.29	1	-
782MHz	Pass	25	0	30M	763M	100k	RMS	760.4345M	-48.56	-13.00	-35.56	1	-
782MHz	Pass	25	0	763M	775M	6.25k	RMS	774.688M	-50.66	-35.00	-15.66	1	-
782MHz	Pass	25	0	775M	775.9M	100k	RMS	775.8532M	-35.48	-13.00	-22.48	1	-
782MHz	Pass	25	0	775.9M	776M	30k	RMS	775.9358M	-39.21	-13.00	-26.21	1	-
782MHz	Pass	25	0	776M	788M	100k	RMS	776.696M	-34.12	-13.00	-21.12	1	-
782MHz	Pass	25	0	788M	788.1M	30k	RMS	788.001M	-43.94	-13.00	-30.94	1	-
782MHz	Pass	25	0	788.1M	793M	100k	RMS	788.1392M	-40.12	-13.00	-27.12	1	-
782MHz	Pass	25	0	793M	805M	6.25k	RMS	793.216M	-61.33	-35.00	-26.33	1	-
782MHz	Pass	25	0	805M	1G	100k	RMS	847.12M	-49.44	-13.00	-36.44	1	-
782MHz	Pass	25	0	1G	1.559G	1M	RMS	1.381238G	-38.38	-13.00	-25.38	1	-
782MHz	Pass	25	0	1.559G	1.61G	100k	RMS	1.569812G	-47.75	-40.00	-7.75	1	-
782MHz	Pass	25	0	1.61G	10G	1M	RMS	7.60046G	-33.08	-13.00	-20.08	1	-

DG = Directional Gain;



**Radiated Emissions (Field Strength of Spurious)**

For LTE Band 4:

<b>Configurations</b>	1.4 MHz (QPSK) / 1710.7 MHz
-----------------------	-----------------------------

**Horizontal**

	Freq	Level	Limit Line	Over Limit	Read Level	CableAntenna Loss	Antenna Factor	Preamp Factor	A/Pos	T/Pos	Remark	Pol/Phase
	MHz	dBuV/m	dBuV/m	dB	dBuV	dB	dB/m	dB	cm	deg		
1	3421.48	43.10	82.20	-39.10	39.86	6.69	30.39	33.84	238	360	Average	HORIZONTAL

**Vertical**

	Freq	Level	Limit Line	Over Limit	Read Level	CableAntenna Loss	Antenna Factor	Preamp Factor	A/Pos	T/Pos	Remark	Pol/Phase
	MHz	dBuV/m	dBuV/m	dB	dBuV	dB	dB/m	dB	cm	deg		
1	3421.48	38.65	82.20	-43.55	35.41	6.69	30.39	33.84	196	1	Average	VERTICAL





**Field Strength of Spurious Radiated Result**

<b>Configurations</b>	1.4 MHz (QPSK) / 1732.5 MHz
-----------------------	-----------------------------

**Horizontal**

	Freq	Level	Limit	Over	Read	CableAntenna	Preamp	A/Pos	T/Pos	Remark	Pol/Phase	
	MHz	dBuV/m	dBuV/m	dB	dBuV	dB	dB/m	dB	cm	deg		
1	3465.06	44.09	82.20	-38.11	40.80	6.72	30.39	33.82	244	22	Average	HORIZONTAL

**Vertical**

	Freq	Level	Limit	Over	Read	CableAntenna	Preamp	A/Pos	T/Pos	Remark	Pol/Phase	
	MHz	dBuV/m	dBuV/m	dB	dBuV	dB	dB/m	dB	cm	deg		
1	3464.94	38.77	82.20	-43.43	35.48	6.72	30.39	33.82	223	14	Average	VERTICAL



<b>Configurations</b>	1.4 MHz (QPSK) / 1754.3 MHz
-----------------------	-----------------------------

**Horizontal**

	Freq	Level	Limit	Over	Read	CableAntenna	Preamp	A/Pos	T/Pos	Remark	Pol/Phase
	MHz	dBuV/m	dBuV/m	dB	dBuV	dB	dB/m	dB	cm	deg	
1	3508.76	43.55	82.20	-38.65	40.18	6.76	30.41	33.80	246	2 Average	HORIZONTAL

**Vertical**

	Freq	Level	Limit	Over	Read	CableAntenna	Preamp	A/Pos	T/Pos	Remark	Pol/Phase
	MHz	dBuV/m	dBuV/m	dB	dBuV	dB	dB/m	dB	cm	deg	
1	3508.82	39.60	82.20	-42.60	36.23	6.76	30.41	33.80	235	0 Average	VERTICAL



**Field Strength of Spurious Radiated Result**

For LTE Band 13:

<b>Configurations</b>	10 MHz (QPSK) / 782.0 MHz
-----------------------	---------------------------

**Horizontal**

	Freq	Level	Limit	Over	Read	CableAntenna	Preamp	A/Pos	T/Pos	Remark	Pol/Phase	
	MHz	dBuV/m	dBuV/m	dB	dBuV	dB	dB/m	dB	cm	deg		
1	1563.56	32.62	82.20	-49.58	37.02	3.72	26.93	35.05	191	333	Average	HORIZONTAL

**Vertical**

	Freq	Level	Limit	Over	Read	CableAntenna	Preamp	A/Pos	T/Pos	Remark	Pol/Phase	
	MHz	dBuV/m	dBuV/m	dB	dBuV	dB	dB/m	dB	cm	deg		
1	1563.76	32.55	82.20	-49.65	36.95	3.72	26.93	35.05	213	248	Average	VERTICAL



**For LTE Band 4:  
Summary**

Mode	Result	Ch (Hz)	Center (Hz)	Fl (Hz)	Fh (Hz)	Fl Limit (Hz)	Fh Limit (Hz)	ppm	Limit (ppm)	Port	Remark
Band 4	-	-	-	-	-	-	-	-	-	-	-
Band 4_LTE_1.4MHz_Nss1 ,(16QAM)_1TX	Pass	1.7325G	1.732499G	1.732401G	1.732598G	1.71G	1.755G	0.008	Inf	1	-



Result

Mode	Voltage (V)	Temp (°C)	Ch (Hz)	Center (Hz)	FI (Hz)	Fh (Hz)	FI Limit (Hz)	Fh Limit (Hz)	ppm	Limit (ppm)	Port	Remark
LTE_1.4MHz_Nss1,(QPSK)_1TX	-		-	-	-	-	-	-	-	-	-	-
1732.5MHz	110	-40	1.7325G	1.7325G	1.7324G	1.732599G	1.71G	1.755G	0.004	Inf	1	-
1732.5MHz	110	-30	1.7325G	1.732499G	1.7324G	1.732599G	1.71G	1.755G	0.003	Inf	1	-
1732.5MHz	110	-20	1.7325G	1.7325G	1.732402G	1.732598G	1.71G	1.755G	0.003	Inf	1	-
1732.5MHz	110	-10	1.7325G	1.7325G	1.732401G	1.732599G	1.71G	1.755G	0.003	Inf	1	-
1732.5MHz	110	0	1.7325G	1.7325G	1.732402G	1.732597G	1.71G	1.755G	0.004	Inf	1	-
1732.5MHz	110	10	1.7325G	1.732499G	1.732401G	1.732598G	1.71G	1.755G	0.003	Inf	1	-
1732.5MHz	93.5	20	1.7325G	1.7325G	1.732401G	1.732599G	1.71G	1.755G	0.004	Inf	1	-
1732.5MHz	110	20	1.7325G	1.7325G	1.732402G	1.732599G	1.71G	1.755G	0.005	Inf	1	-
1732.5MHz	126.5	20	1.7325G	1.732501G	1.732404G	1.732598G	1.71G	1.755G	0.005	Inf	1	-
1732.5MHz	110	30	1.7325G	1.732499G	1.732401G	1.732598G	1.71G	1.755G	0.004	Inf	1	-
1732.5MHz	110	40	1.7325G	1.7325G	1.732401G	1.732599G	1.71G	1.755G	0.004	Inf	1	-
1732.5MHz	110	50	1.7325G	1.7325G	1.732401G	1.732599G	1.71G	1.755G	0.005	Inf	1	-
1732.5MHz	110	60	1.7325G	1.7325G	1.7324G	1.732599G	1.71G	1.755G	0.005	Inf	1	-
1732.5MHz	110	70	1.7325G	1.7325G	1.7324G	1.732599G	1.71G	1.755G	0.005	Inf	1	-
LTE_1.4MHz_Nss1,(16QAM)_1TX	-		-	-	-	-	-	-	-	-	-	-
1732.5MHz	110	-40	1.7325G	1.7325G	1.732401G	1.7326G	1.71G	1.755G	0.004	Inf	1	-
1732.5MHz	110	-30	1.7325G	1.7325G	1.732401G	1.732599G	1.71G	1.755G	0.003	Inf	1	-
1732.5MHz	110	-20	1.7325G	1.7325G	1.732401G	1.732599G	1.71G	1.755G	0.004	Inf	1	-
1732.5MHz	110	-10	1.7325G	1.7325G	1.732401G	1.732599G	1.71G	1.755G	0.004	Inf	1	-
1732.5MHz	110	0	1.7325G	1.7325G	1.732401G	1.732598G	1.71G	1.755G	0.006	Inf	1	-
1732.5MHz	110	10	1.7325G	1.732501G	1.732402G	1.732599G	1.71G	1.755G	0.003	Inf	1	-
1732.5MHz	93.5	20	1.7325G	1.732499G	1.7324G	1.732598G	1.71G	1.755G	0.004	Inf	1	-
1732.5MHz	110	20	1.7325G	1.7325G	1.732402G	1.732599G	1.71G	1.755G	0.006	Inf	1	-
1732.5MHz	126.5	20	1.7325G	1.7325G	1.732401G	1.7326G	1.71G	1.755G	0.004	Inf	1	-
1732.5MHz	110	30	1.7325G	1.732499G	1.7324G	1.732598G	1.71G	1.755G	0.003	Inf	1	-
1732.5MHz	110	40	1.7325G	1.7325G	1.732401G	1.732599G	1.71G	1.755G	0.003	Inf	1	-
1732.5MHz	110	50	1.7325G	1.732499G	1.732401G	1.732598G	1.71G	1.755G	0.008	Inf	1	-
1732.5MHz	110	60	1.7325G	1.7325G	1.732401G	1.732599G	1.71G	1.755G	0.005	Inf	1	-
1732.5MHz	110	70	1.7325G	1.732499G	1.7324G	1.732598G	1.71G	1.755G	0.003	Inf	1	-
LTE_3MHz_Nss1,(OPSK)_1TX	-		-	-	-	-	-	-	-	-	-	-
1732.5MHz	110	-40	1.7325G	1.732501G	1.732403G	1.732598G	1.71G	1.755G	0.004	Inf	1	-
1732.5MHz	110	-30	1.7325G	1.7325G	1.732401G	1.732599G	1.71G	1.755G	0.003	Inf	1	-
1732.5MHz	110	-20	1.7325G	1.7325G	1.732401G	1.732599G	1.71G	1.755G	0.003	Inf	1	-
1732.5MHz	110	-10	1.7325G	1.7325G	1.732401G	1.732598G	1.71G	1.755G	0.004	Inf	1	-
1732.5MHz	110	0	1.7325G	1.7325G	1.732402G	1.732599G	1.71G	1.755G	0.004	Inf	1	-
1732.5MHz	110	10	1.7325G	1.7325G	1.732401G	1.732599G	1.71G	1.755G	0.005	Inf	1	-
1732.5MHz	93.5	20	1.7325G	1.7325G	1.732401G	1.732599G	1.71G	1.755G	0.003	Inf	1	-
1732.5MHz	110	20	1.7325G	1.7325G	1.732401G	1.732599G	1.71G	1.755G	0.003	Inf	1	-
1732.5MHz	126.5	20	1.7325G	1.732501G	1.732403G	1.732599G	1.71G	1.755G	0.004	Inf	1	-
1732.5MHz	110	30	1.7325G	1.7325G	1.732401G	1.732599G	1.71G	1.755G	0.004	Inf	1	-
1732.5MHz	110	40	1.7325G	1.732499G	1.7324G	1.732598G	1.71G	1.755G	0.004	Inf	1	-
1732.5MHz	110	50	1.7325G	1.7325G	1.732402G	1.732598G	1.71G	1.755G	0.003	Inf	1	-



# Frequency Stability Result

# Appendix F

Mode	Voltage (V)	Temp (°C)	Ch (Hz)	Center (Hz)	Fl (Hz)	Fh (Hz)	Fl Limit (Hz)	Fh Limit (Hz)	ppm	Limit (ppm)	Port	Remark
1732.5MHz	110	60	1.7325G	1.7325G	1.732402G	1.732599G	1.71G	1.755G	0.003	Inf	1	-
1732.5MHz	110	70	1.7325G	1.7325G	1.732401G	1.732599G	1.71G	1.755G	0.002	Inf	1	-
LTE_3MHz_Nss1,(16 QAM)_1TX	-	-	-	-	-	-	-	-	-	-	-	-
1732.5MHz	110	-40	1.7325G	1.7325G	1.732401G	1.732599G	1.71G	1.755G	0.004	Inf	1	-
1732.5MHz	110	-30	1.7325G	1.7325G	1.732401G	1.732599G	1.71G	1.755G	0.004	Inf	1	-
1732.5MHz	110	-20	1.7325G	1.732501G	1.732403G	1.732599G	1.71G	1.755G	0.003	Inf	1	-
1732.5MHz	110	-10	1.7325G	1.7325G	1.732402G	1.732598G	1.71G	1.755G	0.004	Inf	1	-
1732.5MHz	110	0	1.7325G	1.7325G	1.7324G	1.732599G	1.71G	1.755G	0.004	Inf	1	-
1732.5MHz	110	10	1.7325G	1.7325G	1.732401G	1.732599G	1.71G	1.755G	0.003	Inf	1	-
1732.5MHz	93.5	20	1.7325G	1.732501G	1.732401G	1.7326G	1.71G	1.755G	0.005	Inf	1	-
1732.5MHz	110	20	1.7325G	1.7325G	1.732402G	1.732599G	1.71G	1.755G	0.005	Inf	1	-
1732.5MHz	126.5	20	1.7325G	1.7325G	1.732401G	1.732599G	1.71G	1.755G	0.004	Inf	1	-
1732.5MHz	110	30	1.7325G	1.7325G	1.7324G	1.732599G	1.71G	1.755G	0.002	Inf	1	-
1732.5MHz	110	40	1.7325G	1.732499G	1.7324G	1.732598G	1.71G	1.755G	0.003	Inf	1	-
1732.5MHz	110	50	1.7325G	1.7325G	1.732401G	1.732598G	1.71G	1.755G	0.004	Inf	1	-
1732.5MHz	110	60	1.7325G	1.7325G	1.732402G	1.732599G	1.71G	1.755G	0.004	Inf	1	-
1732.5MHz	110	70	1.7325G	1.732501G	1.732402G	1.732599G	1.71G	1.755G	0.003	Inf	1	-
LTE_5MHz_Nss1,(QP SK)_1TX	-	-	-	-	-	-	-	-	-	-	-	-
1732.5MHz	110	-40	1.7325G	1.7325G	1.732402G	1.732599G	1.71G	1.755G	0.004	Inf	1	-
1732.5MHz	110	-30	1.7325G	1.7325G	1.732401G	1.732599G	1.71G	1.755G	0.004	Inf	1	-
1732.5MHz	110	-20	1.7325G	1.7325G	1.732401G	1.732598G	1.71G	1.755G	0.004	Inf	1	-
1732.5MHz	110	-10	1.7325G	1.7325G	1.7324G	1.732599G	1.71G	1.755G	0.004	Inf	1	-
1732.5MHz	110	0	1.7325G	1.7325G	1.732401G	1.732598G	1.71G	1.755G	0.002	Inf	1	-
1732.5MHz	110	10	1.7325G	1.732501G	1.732402G	1.7326G	1.71G	1.755G	0.003	Inf	1	-
1732.5MHz	93.5	20	1.7325G	1.732501G	1.732402G	1.7326G	1.71G	1.755G	0.004	Inf	1	-
1732.5MHz	110	20	1.7325G	1.732501G	1.732402G	1.7326G	1.71G	1.755G	0.003	Inf	1	-
1732.5MHz	126.5	20	1.7325G	1.7325G	1.732401G	1.732598G	1.71G	1.755G	0.002	Inf	1	-
1732.5MHz	110	30	1.7325G	1.732501G	1.732402G	1.7326G	1.71G	1.755G	0.003	Inf	1	-
1732.5MHz	110	40	1.7325G	1.7325G	1.732401G	1.732598G	1.71G	1.755G	0.004	Inf	1	-
1732.5MHz	110	50	1.7325G	1.7325G	1.732401G	1.732599G	1.71G	1.755G	0.005	Inf	1	-
1732.5MHz	110	60	1.7325G	1.732501G	1.732403G	1.732599G	1.71G	1.755G	0.004	Inf	1	-
1732.5MHz	110	70	1.7325G	1.732501G	1.732402G	1.732599G	1.71G	1.755G	0.004	Inf	1	-
LTE_5MHz_Nss1,(16 QAM)_1TX	-	-	-	-	-	-	-	-	-	-	-	-
1732.5MHz	110	-40	1.7325G	1.732499G	1.732401G	1.732597G	1.71G	1.755G	0.003	Inf	1	-
1732.5MHz	110	-30	1.7325G	1.7325G	1.7324G	1.7326G	1.71G	1.755G	0.004	Inf	1	-
1732.5MHz	110	-20	1.7325G	1.7325G	1.732401G	1.732599G	1.71G	1.755G	0.003	Inf	1	-
1732.5MHz	110	-10	1.7325G	1.7325G	1.732401G	1.732598G	1.71G	1.755G	0.004	Inf	1	-
1732.5MHz	110	0	1.7325G	1.7325G	1.732401G	1.732599G	1.71G	1.755G	0.004	Inf	1	-
1732.5MHz	110	10	1.7325G	1.7325G	1.732402G	1.732599G	1.71G	1.755G	0.004	Inf	1	-
1732.5MHz	93.5	20	1.7325G	1.7325G	1.732401G	1.732599G	1.71G	1.755G	0.004	Inf	1	-
1732.5MHz	110	20	1.7325G	1.7325G	1.732401G	1.732599G	1.71G	1.755G	0.005	Inf	1	-
1732.5MHz	126.5	20	1.7325G	1.7325G	1.732401G	1.732598G	1.71G	1.755G	0.004	Inf	1	-
1732.5MHz	110	30	1.7325G	1.7325G	1.732401G	1.732598G	1.71G	1.755G	0.004	Inf	1	-



# Frequency Stability Result

# Appendix F

Mode	Voltage (V)	Temp (°C)	Ch (Hz)	Center (Hz)	Fl (Hz)	Fh (Hz)	Fl Limit (Hz)	Fh Limit (Hz)	ppm	Limit (ppm)	Port	Remark
1732.5MHz	110	40	1.7325G	1.7325G	1.732401G	1.732599G	1.71G	1.755G	0.003	Inf	1	-
1732.5MHz	110	50	1.7325G	1.7325G	1.7324G	1.7326G	1.71G	1.755G	0.004	Inf	1	-
1732.5MHz	110	60	1.7325G	1.732501G	1.732402G	1.732599G	1.71G	1.755G	0.005	Inf	1	-
1732.5MHz	110	70	1.7325G	1.732499G	1.732401G	1.732598G	1.71G	1.755G	0.004	Inf	1	-
LTE_10MHz_Nss1,(QPSK)_1TX	-	-	-	-	-	-	-	-	-	-	-	-
1732.5MHz	110	-40	1.7325G	1.7325G	1.732401G	1.732598G	1.71G	1.755G	0.004	Inf	1	-
1732.5MHz	110	-30	1.7325G	1.7325G	1.732401G	1.7326G	1.71G	1.755G	0.003	Inf	1	-
1732.5MHz	110	-20	1.7325G	1.7325G	1.732401G	1.732599G	1.71G	1.755G	0.004	Inf	1	-
1732.5MHz	110	-10	1.7325G	1.7325G	1.732401G	1.7326G	1.71G	1.755G	0.003	Inf	1	-
1732.5MHz	110	0	1.7325G	1.7325G	1.732401G	1.732599G	1.71G	1.755G	0.003	Inf	1	-
1732.5MHz	110	10	1.7325G	1.7325G	1.732402G	1.732599G	1.71G	1.755G	0.002	Inf	1	-
1732.5MHz	93.5	20	1.7325G	1.732501G	1.732402G	1.7326G	1.71G	1.755G	0.003	Inf	1	-
1732.5MHz	110	20	1.7325G	1.7325G	1.732401G	1.732598G	1.71G	1.755G	0.003	Inf	1	-
1732.5MHz	126.5	20	1.7325G	1.7325G	1.7324G	1.7326G	1.71G	1.755G	0.003	Inf	1	-
1732.5MHz	110	30	1.7325G	1.7325G	1.732401G	1.732598G	1.71G	1.755G	0.004	Inf	1	-
1732.5MHz	110	40	1.7325G	1.7325G	1.732401G	1.7326G	1.71G	1.755G	0.004	Inf	1	-
1732.5MHz	110	50	1.7325G	1.7325G	1.732401G	1.732599G	1.71G	1.755G	0.005	Inf	1	-
1732.5MHz	110	60	1.7325G	1.7325G	1.732402G	1.732598G	1.71G	1.755G	0.003	Inf	1	-
1732.5MHz	110	70	1.7325G	1.7325G	1.732402G	1.732598G	1.71G	1.755G	0.003	Inf	1	-
LTE_10MHz_Nss1,(16QAM)_1TX	-	-	-	-	-	-	-	-	-	-	-	-
1732.5MHz	110	-40	1.7325G	1.7325G	1.732401G	1.732598G	1.71G	1.755G	0.003	Inf	1	-
1732.5MHz	110	-30	1.7325G	1.7325G	1.732401G	1.7326G	1.71G	1.755G	0.003	Inf	1	-
1732.5MHz	110	-20	1.7325G	1.7325G	1.732401G	1.7326G	1.71G	1.755G	0.003	Inf	1	-
1732.5MHz	110	-10	1.7325G	1.7325G	1.732401G	1.732599G	1.71G	1.755G	0.005	Inf	1	-
1732.5MHz	110	0	1.7325G	1.732499G	1.732401G	1.732597G	1.71G	1.755G	0.004	Inf	1	-
1732.5MHz	110	10	1.7325G	1.732501G	1.732402G	1.732599G	1.71G	1.755G	0.003	Inf	1	-
1732.5MHz	93.5	20	1.7325G	1.732501G	1.732402G	1.732599G	1.71G	1.755G	0.003	Inf	1	-
1732.5MHz	110	20	1.7325G	1.7325G	1.732402G	1.732597G	1.71G	1.755G	0.003	Inf	1	-
1732.5MHz	126.5	20	1.7325G	1.732501G	1.732402G	1.732599G	1.71G	1.755G	0.004	Inf	1	-
1732.5MHz	110	30	1.7325G	1.7325G	1.732401G	1.732599G	1.71G	1.755G	0.004	Inf	1	-
1732.5MHz	110	40	1.7325G	1.7325G	1.732401G	1.732599G	1.71G	1.755G	0.003	Inf	1	-
1732.5MHz	110	50	1.7325G	1.7325G	1.7324G	1.732599G	1.71G	1.755G	0.003	Inf	1	-
1732.5MHz	110	60	1.7325G	1.7325G	1.7324G	1.732599G	1.71G	1.755G	0.003	Inf	1	-
1732.5MHz	110	70	1.7325G	1.7325G	1.7324G	1.732599G	1.71G	1.755G	0.004	Inf	1	-
LTE_15MHz_Nss1,(QPSK)_1TX	-	-	-	-	-	-	-	-	-	-	-	-
1732.5MHz	110	-40	1.7325G	1.7325G	1.732401G	1.732598G	1.71G	1.755G	0.004	Inf	1	-
1732.5MHz	110	-30	1.7325G	1.7325G	1.732401G	1.7326G	1.71G	1.755G	0.003	Inf	1	-
1732.5MHz	110	-20	1.7325G	1.7325G	1.732401G	1.732599G	1.71G	1.755G	0.004	Inf	1	-
1732.5MHz	110	-10	1.7325G	1.7325G	1.732401G	1.7326G	1.71G	1.755G	0.003	Inf	1	-
1732.5MHz	110	0	1.7325G	1.7325G	1.732401G	1.732599G	1.71G	1.755G	0.003	Inf	1	-
1732.5MHz	110	10	1.7325G	1.7325G	1.732402G	1.732599G	1.71G	1.755G	0.002	Inf	1	-
1732.5MHz	93.5	20	1.7325G	1.7325G	1.732401G	1.732599G	1.71G	1.755G	0.004	Inf	1	-
1732.5MHz	110	20	1.7325G	1.7325G	1.732401G	1.732599G	1.71G	1.755G	0.005	Inf	1	-



# Frequency Stability Result

# Appendix F

Mode	Voltage (V)	Temp (°C)	Ch (Hz)	Center (Hz)	FI (Hz)	Fh (Hz)	FI Limit (Hz)	Fh Limit (Hz)	ppm	Limit (ppm)	Port	Remark
1732.5MHz	126.5	20	1.7325G	1.7325G	1.732401G	1.732598G	1.71G	1.755G	0.004	Inf	1	
1732.5MHz	110	30	1.7325G	1.7325G	1.732401G	1.732598G	1.71G	1.755G	0.004	Inf	1	
1732.5MHz	110	40	1.7325G	1.7325G	1.732401G	1.732599G	1.71G	1.755G	0.003	Inf	1	
1732.5MHz	110	50	1.7325G	1.7325G	1.7324G	1.7326G	1.71G	1.755G	0.004	Inf	1	
1732.5MHz	110	60	1.7325G	1.732501G	1.732402G	1.732599G	1.71G	1.755G	0.005	Inf	1	
1732.5MHz	110	70	1.7325G	1.732499G	1.732401G	1.732598G	1.71G	1.755G	0.004	Inf	1	
LTE_15MHz_Nss1,(16QAM)_1TX	-		-	-	-	-	-	-	-	-	-	-
1732.5MHz	110	-40	1.7325G	1.7325G	1.732401G	1.732599G	1.71G	1.755G	0.004	Inf	1	
1732.5MHz	110	-30	1.7325G	1.7325G	1.732401G	1.732599G	1.71G	1.755G	0.004	Inf	1	
1732.5MHz	110	-20	1.7325G	1.732501G	1.732403G	1.732599G	1.71G	1.755G	0.003	Inf	1	
1732.5MHz	110	-10	1.7325G	1.7325G	1.732402G	1.732598G	1.71G	1.755G	0.004	Inf	1	
1732.5MHz	110	0	1.7325G	1.7325G	1.7324G	1.732599G	1.71G	1.755G	0.004	Inf	1	
1732.5MHz	110	10	1.7325G	1.7325G	1.732401G	1.732599G	1.71G	1.755G	0.003	Inf	1	
1732.5MHz	93.5	20	1.7325G	1.732501G	1.732401G	1.7326G	1.71G	1.755G	0.005	Inf	1	
1732.5MHz	110	20	1.7325G	1.7325G	1.732402G	1.732599G	1.71G	1.755G	0.005	Inf	1	
1732.5MHz	126.5	20	1.7325G	1.7325G	1.732401G	1.732599G	1.71G	1.755G	0.004	Inf	1	
1732.5MHz	110	30	1.7325G	1.7325G	1.7324G	1.732599G	1.71G	1.755G	0.002	Inf	1	
1732.5MHz	110	40	1.7325G	1.732499G	1.7324G	1.732598G	1.71G	1.755G	0.003	Inf	1	
1732.5MHz	110	50	1.7325G	1.7325G	1.732401G	1.732598G	1.71G	1.755G	0.004	Inf	1	
1732.5MHz	110	60	1.7325G	1.7325G	1.732402G	1.732599G	1.71G	1.755G	0.004	Inf	1	
1732.5MHz	110	70	1.7325G	1.732501G	1.732402G	1.732599G	1.71G	1.755G	0.003	Inf	1	
LTE_20MHz_Nss1,(QPSK)_1TX	-		-	-	-	-	-	-	-	-	-	-
1732.5MHz	110	-40	1.7325G	1.7325G	1.7324G	1.732599G	1.71G	1.755G	0.004	Inf	1	
1732.5MHz	110	-30	1.7325G	1.732499G	1.7324G	1.732599G	1.71G	1.755G	0.003	Inf	1	
1732.5MHz	110	-20	1.7325G	1.7325G	1.732402G	1.732598G	1.71G	1.755G	0.003	Inf	1	
1732.5MHz	110	-10	1.7325G	1.7325G	1.732401G	1.732599G	1.71G	1.755G	0.003	Inf	1	
1732.5MHz	110	0	1.7325G	1.7325G	1.732402G	1.732597G	1.71G	1.755G	0.004	Inf	1	
1732.5MHz	110	10	1.7325G	1.732499G	1.732401G	1.732598G	1.71G	1.755G	0.003	Inf	1	
1732.5MHz	93.5	20	1.7325G	1.7325G	1.732401G	1.732599G	1.71G	1.755G	0.004	Inf	1	
1732.5MHz	110	20	1.7325G	1.7325G	1.732402G	1.732599G	1.71G	1.755G	0.005	Inf	1	
1732.5MHz	126.5	20	1.7325G	1.732501G	1.732404G	1.732598G	1.71G	1.755G	0.005	Inf	1	
1732.5MHz	110	30	1.7325G	1.732499G	1.732401G	1.732598G	1.71G	1.755G	0.004	Inf	1	
1732.5MHz	110	40	1.7325G	1.7325G	1.732401G	1.732599G	1.71G	1.755G	0.004	Inf	1	
1732.5MHz	110	50	1.7325G	1.7325G	1.732401G	1.732599G	1.71G	1.755G	0.005	Inf	1	
1732.5MHz	110	60	1.7325G	1.7325G	1.7324G	1.732599G	1.71G	1.755G	0.005	Inf	1	
1732.5MHz	110	70	1.7325G	1.7325G	1.7324G	1.732599G	1.71G	1.755G	0.005	Inf	1	
LTE_20MHz_Nss1,(16QAM)_1TX	-		-	-	-	-	-	-	-	-	-	-
1732.5MHz	110	-40	1.7325G	1.7325G	1.732401G	1.7326G	1.71G	1.755G	0.004	Inf	1	
1732.5MHz	110	-30	1.7325G	1.7325G	1.732401G	1.732599G	1.71G	1.755G	0.003	Inf	1	
1732.5MHz	110	-20	1.7325G	1.7325G	1.732401G	1.732599G	1.71G	1.755G	0.004	Inf	1	
1732.5MHz	110	-10	1.7325G	1.7325G	1.732401G	1.732599G	1.71G	1.755G	0.004	Inf	1	
1732.5MHz	110	0	1.7325G	1.7325G	1.732401G	1.732598G	1.71G	1.755G	0.006	Inf	1	
1732.5MHz	110	10	1.7325G	1.732501G	1.732402G	1.732599G	1.71G	1.755G	0.003	Inf	1	





## Frequency Stability Result

## Appendix F

Mode	Voltage (V)	Temp (°C)	Ch (Hz)	Center (Hz)	Fl (Hz)	Fh (Hz)	Fl Limit (Hz)	Fh Limit (Hz)	ppm	Limit (ppm)	Port	Remark
1732.5MHz	93.5	20	1.7325G	1.732499G	1.7324G	1.732598G	1.71G	1.755G	0.004	Inf	1	
1732.5MHz	110	20	1.7325G	1.7325G	1.732402G	1.732599G	1.71G	1.755G	0.006	Inf	1	
1732.5MHz	126.5	20	1.7325G	1.7325G	1.732401G	1.7326G	1.71G	1.755G	0.004	Inf	1	
1732.5MHz	110	30	1.7325G	1.732499G	1.7324G	1.732598G	1.71G	1.755G	0.003	Inf	1	
1732.5MHz	110	40	1.7325G	1.7325G	1.732401G	1.732599G	1.71G	1.755G	0.003	Inf	1	
1732.5MHz	110	50	1.7325G	1.732499G	1.732401G	1.732598G	1.71G	1.755G	0.008	Inf	1	
1732.5MHz	110	60	1.7325G	1.7325G	1.732401G	1.732599G	1.71G	1.755G	0.005	Inf	1	
1732.5MHz	110	70	1.7325G	1.732499G	1.7324G	1.732598G	1.71G	1.755G	0.003	Inf	1	



**For LTE Band 13:  
Summary**

Mode	Result	Ch (Hz)	Center (Hz)	Fl (Hz)	Fh (Hz)	Fl Limit (Hz)	Fh Limit (Hz)	ppm	Limit (ppm)	Port	Remark
Band 13	-	-	-	-	-	-	-	-	-	-	-
Band 13_LTE_5MHz_Nss1, (QPSK)_1TX	Pass	782M	781.999925M	781.900844M	782.099006M	777M	787M	0.01	Inf	1	-



Result

Mode	Voltage (V)	Temp (°C)	Ch (Hz)	Center (Hz)	Fl (Hz)	Fh (Hz)	Fl Limit (Hz)	Fh Limit (Hz)	ppm	Limit (ppm)	Port	Remark
LTE_5MHz_Nss1,(QP SK)_1TX	-		-	-	-	-	-	-	-	-	-	-
782MHz	110	-40	782M	782.000354M	781.900974M	782.099735M	777M	787M	0.005	Inf	1	-
782MHz	110	-30	782M	782.000765M	781.90211M	782.09942M	777M	787M	0.008	Inf	1	-
782MHz	110	-20	782M	781.999446M	781.900606M	782.098285M	777M	787M	0.007	Inf	1	-
782MHz	110	-10	782M	782.001082M	781.902959M	782.099205M	777M	787M	0.008	Inf	1	-
782MHz	110	0	782M	781.999925M	781.900844M	782.099006M	777M	787M	0.01	Inf	1	-
782MHz	110	10	782M	781.999778M	781.900466M	782.099091M	777M	787M	0.005	Inf	1	-
782MHz	93.5	20	782M	781.999477M	781.900682M	782.098271M	777M	787M	0.006	Inf	1	-
782MHz	110	20	782M	782.00004M	781.901155M	782.098924M	777M	787M	0.006	Inf	1	-
782MHz	126.5	20	782M	782.000088M	781.901318M	782.098859M	777M	787M	0.009	Inf	1	-
782MHz	110	30	782M	781.999932M	781.901118M	782.098746M	777M	787M	0.007	Inf	1	-
782MHz	110	40	782M	781.999499M	781.900637M	782.09836M	777M	787M	0.009	Inf	1	-
782MHz	110	50	782M	781.999922M	781.90084M	782.099005M	777M	787M	0.01	Inf	1	-
782MHz	110	60	782M	781.999944M	781.900877M	782.09901M	777M	787M	0.01	Inf	1	-
782MHz	110	70	782M	781.999995M	781.901287M	782.098702M	777M	787M	0.008	Inf	1	-
LTE_5MHz_Nss1,(16 QAM)_1TX	-		-	-	-	-	-	-	-	-	-	-
782MHz	110	-40	782M	782.000646M	781.902392M	782.0989M	777M	787M	0.007	Inf	1	-
782MHz	110	-30	782M	782.000029M	781.901339M	782.098719M	777M	787M	0.005	Inf	1	-
782MHz	110	-20	782M	782.000212M	781.901371M	782.099053M	777M	787M	0.005	Inf	1	-
782MHz	110	-10	782M	781.999438M	781.900609M	782.098268M	777M	787M	0.009	Inf	1	-
782MHz	110	0	782M	782.001158M	781.902973M	782.099342M	777M	787M	0.006	Inf	1	-
782MHz	110	10	782M	782.000715M	781.902009M	782.099422M	777M	787M	0.005	Inf	1	-
782MHz	93.5	20	782M	782.000363M	781.90157M	782.099155M	777M	787M	0.006	Inf	1	-
782MHz	110	20	782M	782.000455M	781.901507M	782.099403M	777M	787M	0.005	Inf	1	-
782MHz	126.5	20	782M	782.000799M	781.902017M	782.099582M	777M	787M	0.007	Inf	1	-
782MHz	110	30	782M	782.00024M	781.901386M	782.099094M	777M	787M	0.007	Inf	1	-
782MHz	110	40	782M	782.00029M	781.901427M	782.099152M	777M	787M	0.008	Inf	1	-
782MHz	110	50	782M	781.999938M	781.90112M	782.098756M	777M	787M	0.007	Inf	1	-
782MHz	110	60	782M	782.001154M	781.902998M	782.09931M	777M	787M	0.007	Inf	1	-
782MHz	110	70	782M	782.00048M	781.901482M	782.099479M	777M	787M	0.005	Inf	1	-
LTE_10MHz_Nss1,(Q PSK)_1TX	-		-	-	-	-	-	-	-	-	-	-
782MHz	110	-40	782M	782.000144M	781.901006M	782.099282M	777M	787M	0.005	Inf	1	-
782MHz	110	-30	782M	782.000259M	781.901871M	782.098647M	777M	787M	0.007	Inf	1	-
782MHz	110	-20	782M	781.999558M	781.900815M	782.0983M	777M	787M	0.005	Inf	1	-
782MHz	110	-10	782M	781.999763M	781.901008M	782.098518M	777M	787M	0.006	Inf	1	-
782MHz	110	0	782M	781.99976M	781.900559M	782.098961M	777M	787M	0.007	Inf	1	-
782MHz	110	10	782M	781.999353M	781.900594M	782.098112M	777M	787M	0.003	Inf	1	-
782MHz	93.5	20	782M	781.999526M	781.900786M	782.098267M	777M	787M	0.004	Inf	1	-
782MHz	110	20	782M	781.999938M	781.901141M	782.098736M	777M	787M	0.004	Inf	1	-
782MHz	126.5	20	782M	782.000118M	781.900874M	782.099361M	777M	787M	0.006	Inf	1	-
782MHz	110	30	782M	782.00013M	781.900952M	782.099307M	777M	787M	0.004	Inf	1	-
782MHz	110	40	782M	782.000469M	781.901372M	782.099567M	777M	787M	0.004	Inf	1	-



# Frequency Stability Result

# Appendix F

Mode	Voltage (V)	Temp (°C)	Ch (Hz)	Center (Hz)	Fl (Hz)	Fh (Hz)	Fl Limit (Hz)	Fh Limit (Hz)	ppm	Limit (ppm)	Port	Remark
782MHz	110	50	782M	782.000317M	781.90165M	782.098985M	777M	787M	0.005	Inf	1	-
782MHz	110	60	782M	781.999714M	781.900994M	782.098434M	777M	787M	0.006	Inf	1	-
782MHz	110	70	782M	782.000119M	781.90116M	782.099078M	777M	787M	0.006	Inf	1	-
LTE_10MHz_Nss1,(1 6QAM)_1TX	-	-	-	-	-	-	-	-	-	-	-	-
782MHz	110	-40	782M	781.999718M	781.900715M	782.09872M	777M	787M	0.004	Inf	1	-
782MHz	110	-30	782M	781.999728M	781.900694M	782.098762M	777M	787M	0.004	Inf	1	-
782MHz	110	-20	782M	781.999787M	781.900767M	782.098807M	777M	787M	0.004	Inf	1	-
782MHz	110	-10	782M	782.000142M	781.900957M	782.099327M	777M	787M	0.004	Inf	1	-
782MHz	110	0	782M	781.999673M	781.900662M	782.098684M	777M	787M	0.003	Inf	1	-
782MHz	110	10	782M	781.999782M	781.900296M	782.099268M	777M	787M	0.003	Inf	1	-
782MHz	93.5	20	782M	781.999674M	781.900669M	782.098679M	777M	787M	0.002	Inf	1	-
782MHz	110	20	782M	782.000154M	781.901396M	782.098911M	777M	787M	0.005	Inf	1	-
782MHz	126.5	20	782M	782.000152M	781.900972M	782.099331M	777M	787M	0.004	Inf	1	-
782MHz	110	30	782M	782.000025M	781.900713M	782.099336M	777M	787M	0.003	Inf	1	-
782MHz	110	40	782M	781.999823M	781.900826M	782.09882M	777M	787M	0.006	Inf	1	-
782MHz	110	50	782M	781.999662M	781.900666M	782.098659M	777M	787M	0.004	Inf	1	-
782MHz	110	60	782M	782.000255M	781.901872M	782.098637M	777M	787M	0.006	Inf	1	-
782MHz	110	70	782M	781.999817M	781.900337M	782.099297M	777M	787M	0.005	Inf	1	-