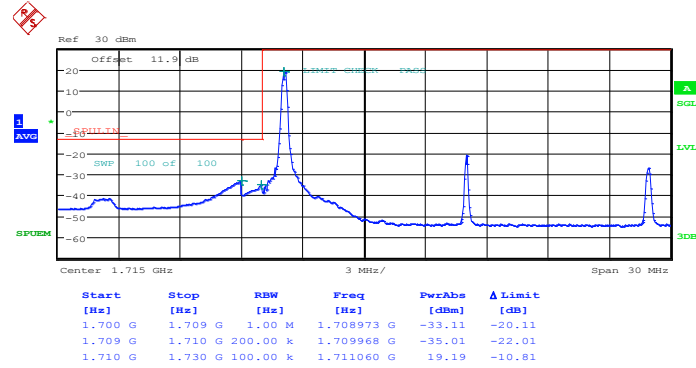




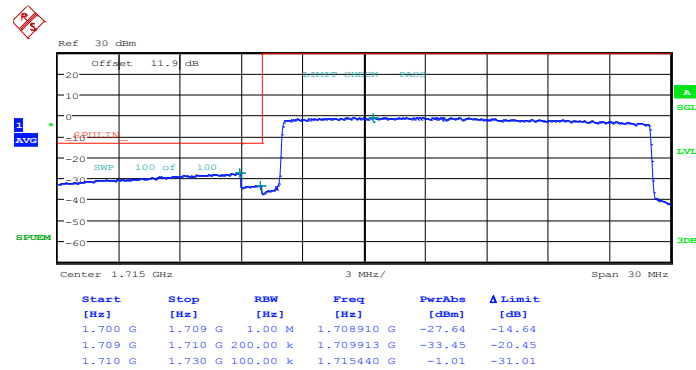
Band :	LTE Band 4	Band Width :	20MHz / QPSK
---------------	------------	---------------------	--------------

Lower Band Edge Plot for QPSK-RB Size 1, RB Offset 0



Date: 7.JUN.2014 01:33:36

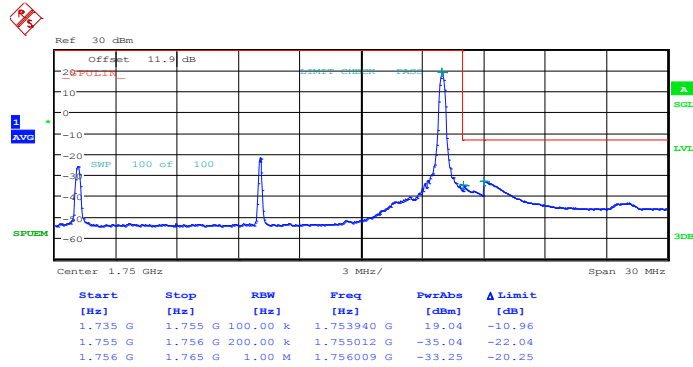
Lower Band Edge Plot for QPSK-RB Size 100, RB Offset 0



Date: 7.JUN.2014 01:35:14

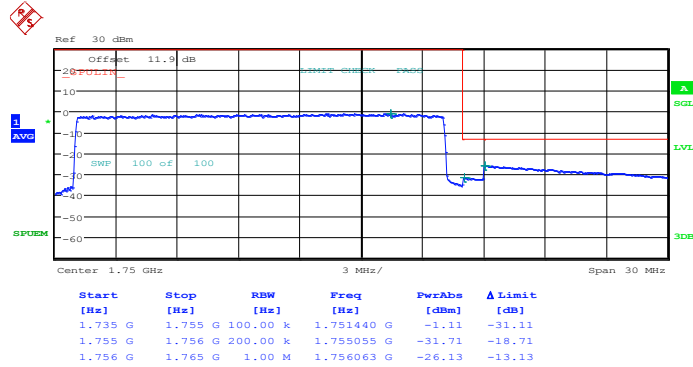


Higher Band Edge Plot for QPSK-RB Size 1, RB Offset 99



Date: 7.JUN.2014 01:43:29

Higher Band Edge Plot for QPSK-RB Size 100, RB Offset 0

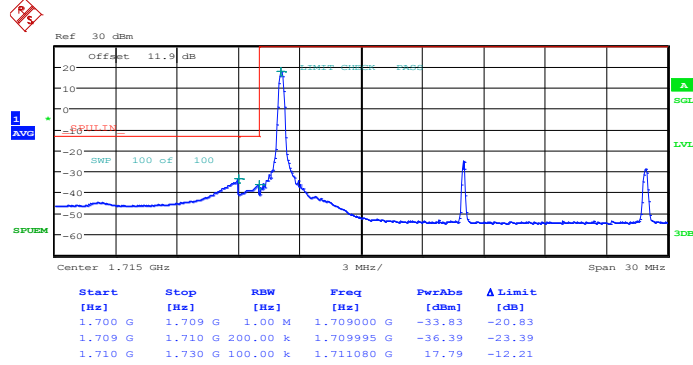


Date: 7.JUN.2014 01:45:07



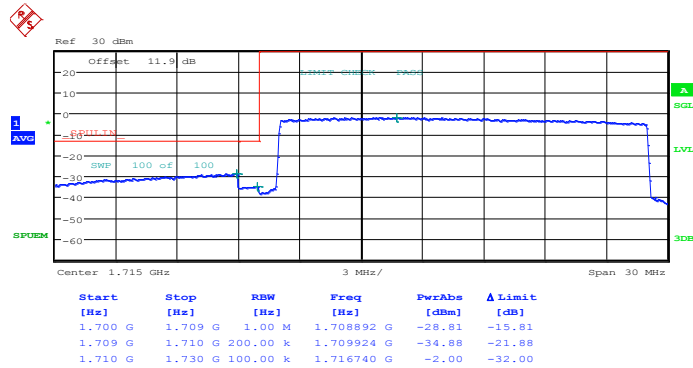
Band :	LTE Band 4	Band Width :	20MHz / 16QAM
---------------	------------	---------------------	---------------

Lower Band Edge Plot for 16QAM-RB Size 1, RB Offset 0



Date: 7.JUN.2014 01:34:25

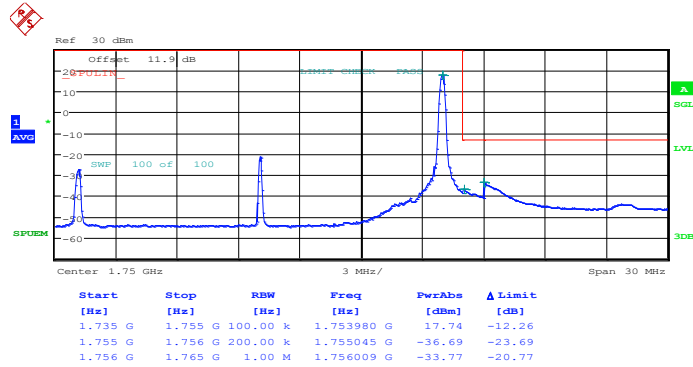
Lower Band Edge Plot for 16QAM-RB Size 100, RB Offset 0



Date: 7.JUN.2014 01:36:03

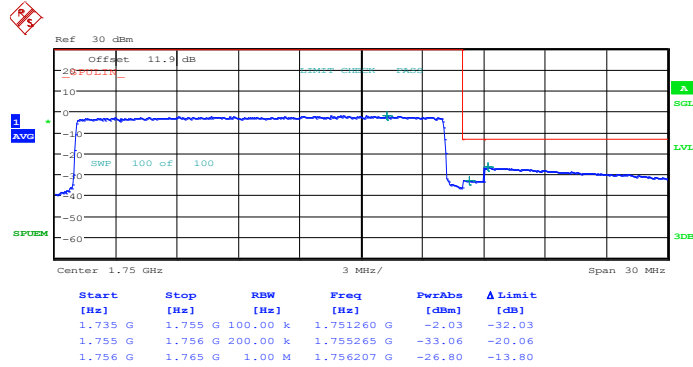


Higher Band Edge Plot for 16QAM-RB Size 1, RB Offset 99



Date: 7.JUN.2014 01:44:18

Higher Band Edge Plot for 16QAM-RB Size 100, RB Offset 0

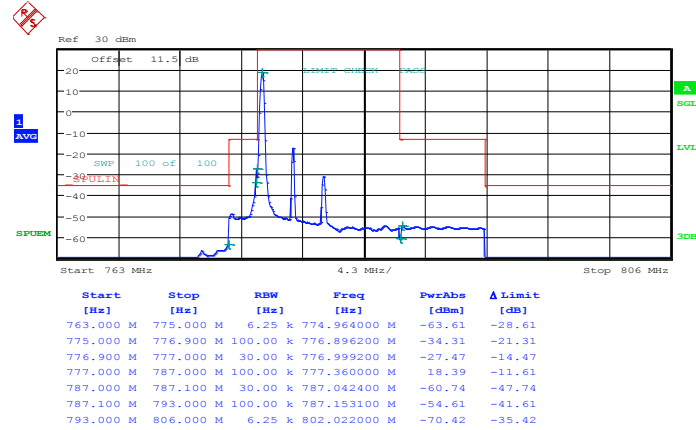


Date: 7.JUN.2014 01:45:56



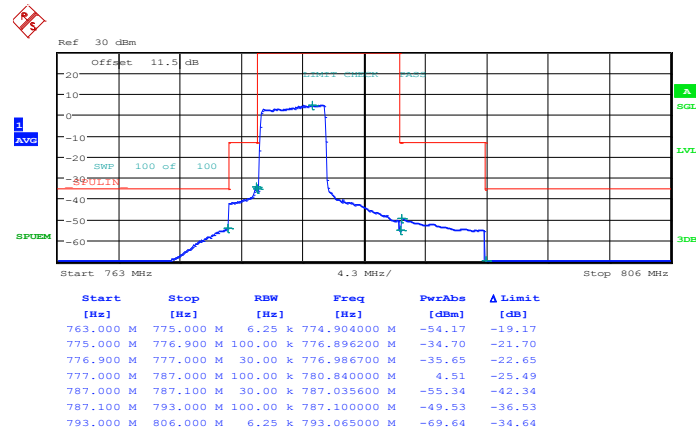
Band :	LTE Band 13	Band Width :	5MHz / QPSK
---------------	-------------	---------------------	-------------

Lower Band Edge Plot for QPSK-RB Size 1, RB Offset 0



Date: 8.JUN.2014 13:02:44

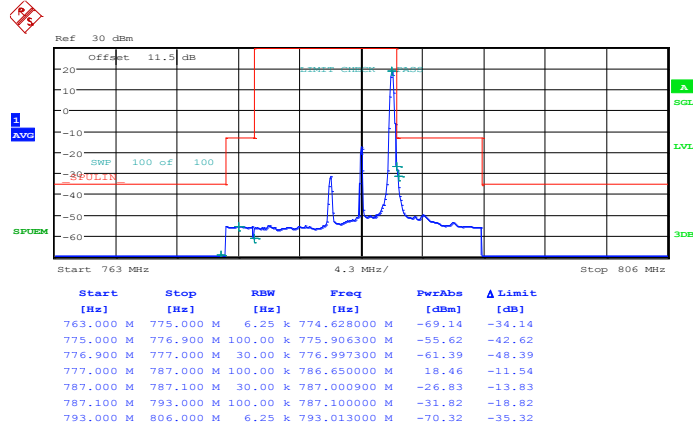
Lower Band Edge Plot for QPSK-RB Size 25, RB Offset 0



Date: 8.JUN.2014 13:05:58

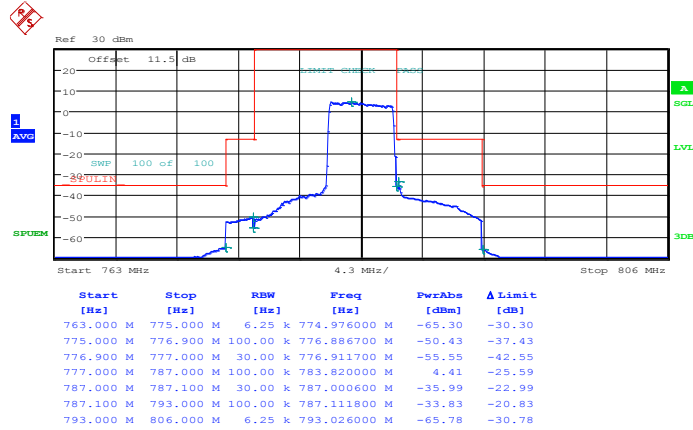


Higher Band Edge Plot for QPSK-RB Size 1, RB Offset 24



Date: 8.JUN.2014 12:54:31

Higher Band Edge Plot for QPSK-RB Size 25, RB Offset 0

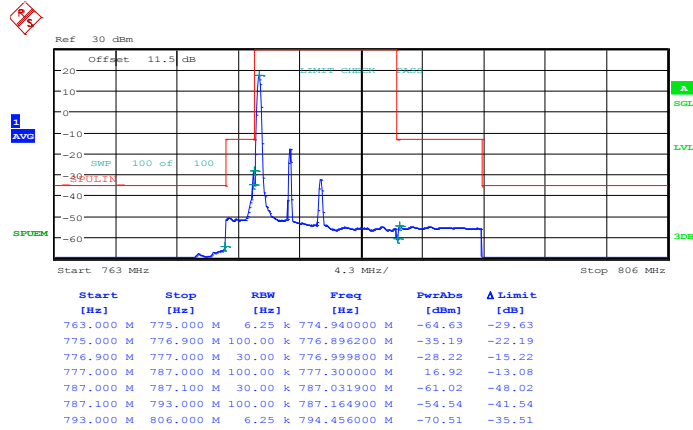


Date: 8.JUN.2014 12:51:51



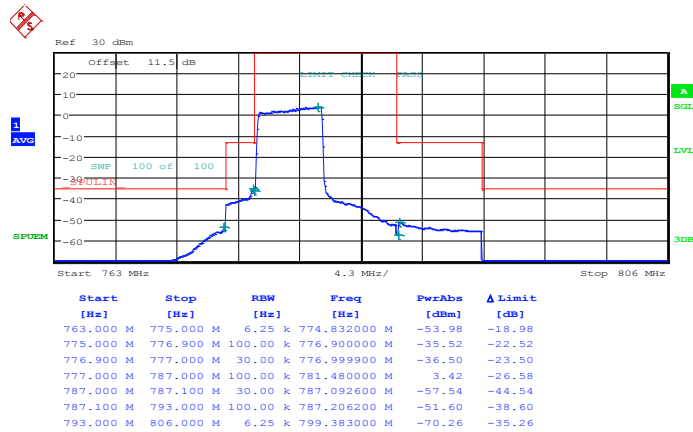
Band :	LTE Band 13	Band Width :	5MHz / 16QAM
---------------	-------------	---------------------	--------------

Lower Band Edge Plot for 16QAM-RB Size 1, RB Offset 0



Date: 8.JUN.2014 13:00:34

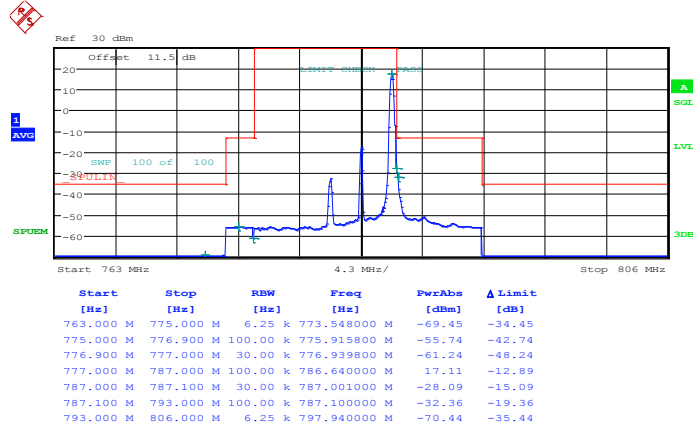
Lower Band Edge Plot for 16QAM-RB Size 25, RB Offset 0



Date: 8.JUN.2014 13:09:23

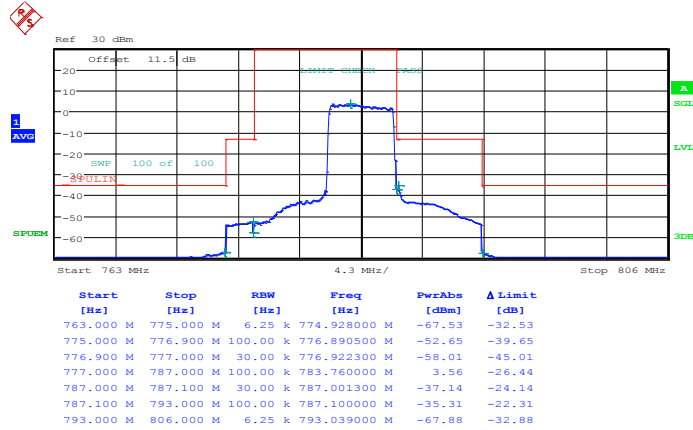


Higher Band Edge Plot for 16QAM-RB Size 1, RB Offset 24



Date: 8.JUN.2014 12:56:40

Higher Band Edge Plot for 16QAM-RB Size 25, RB Offset 0

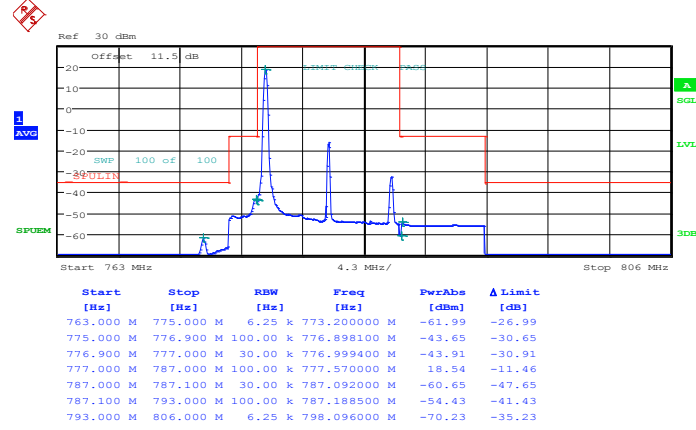


Date: 8.JUN.2014 12:49:36



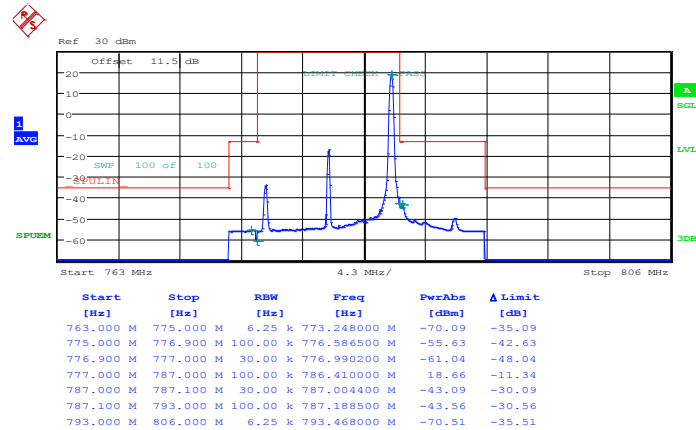
Band :	LTE Band 13	Band Width :	10MHz / QPSK
---------------	-------------	---------------------	--------------

Middle Band Edge Plot for QPSK-RB Size 1, RB Offset 0



Date: 8.JUN.2014 13:32:22

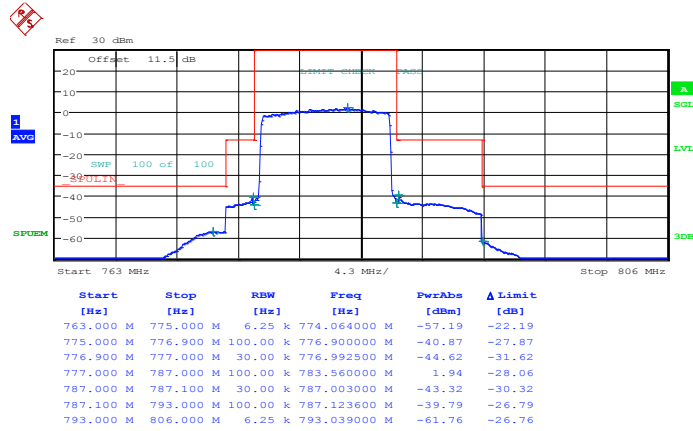
Middle Band Edge Plot for QPSK-RB Size 50, RB Offset 0



Date: 8.JUN.2014 13:21:45



Middle Band Edge Plot for QPSK-RB Size 1, RB Offset 49

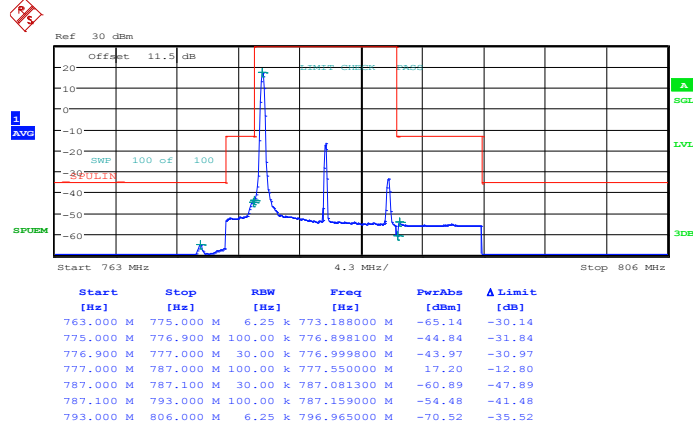


Date: 8.JUN.2014 13:17:06



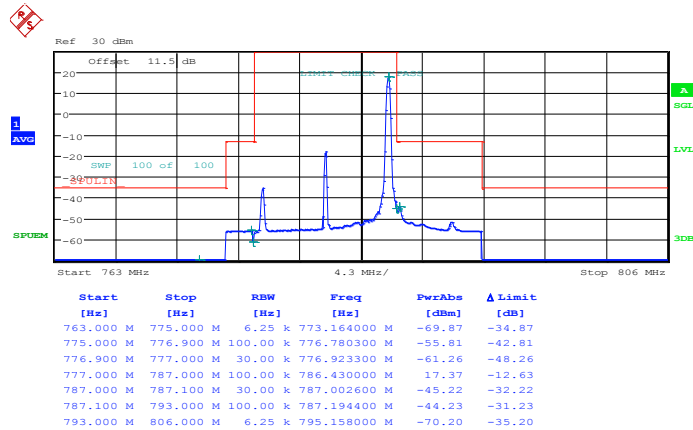
Band :	LTE Band 13	Band Width :	10MHz / 16QAM
---------------	-------------	---------------------	---------------

Middle Band Edge Plot for 16QAM-RB Size 1, RB Offset 0



Date: 8 JUN.2014 13:29:40

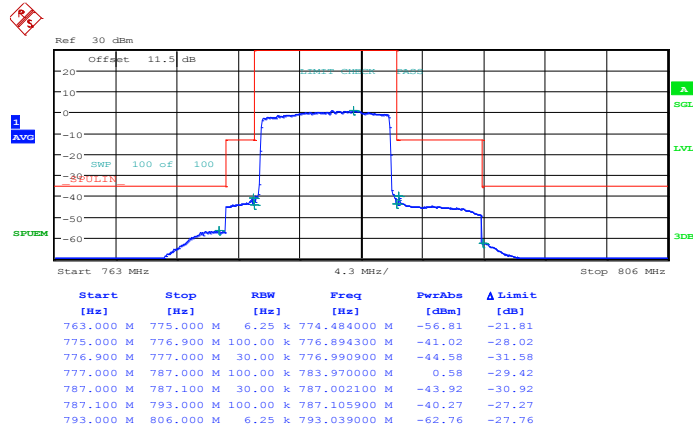
Middle Band Edge Plot for 16QAM-RB Size 50, RB Offset 0



Date: 8 JUN.2014 13:26:42



Middle Band Edge Plot for 16QAM-RB Size 1, RB Offset 49

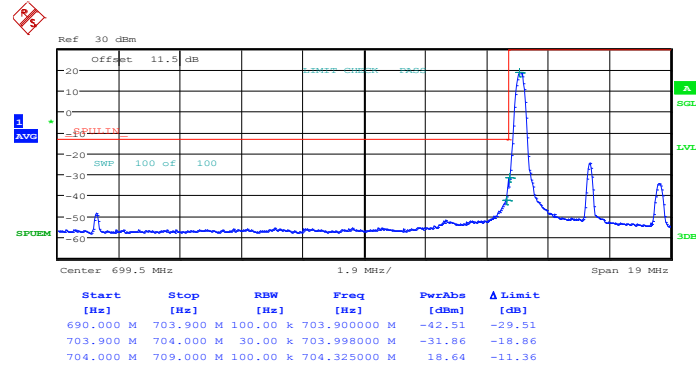


Date: 8.JUN.2014 13:11:57



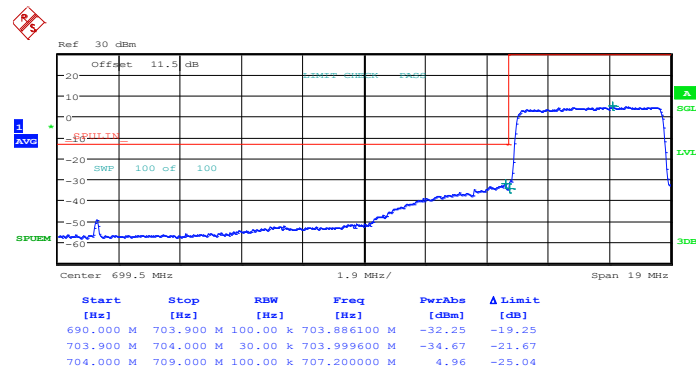
Band :	LTE Band 17	Band Width :	5MHz / QPSK
---------------	-------------	---------------------	-------------

Lower Band Edge Plot for QPSK-RB Size 1, RB Offset 0



Date: 8 JUN.2014 11:29:01

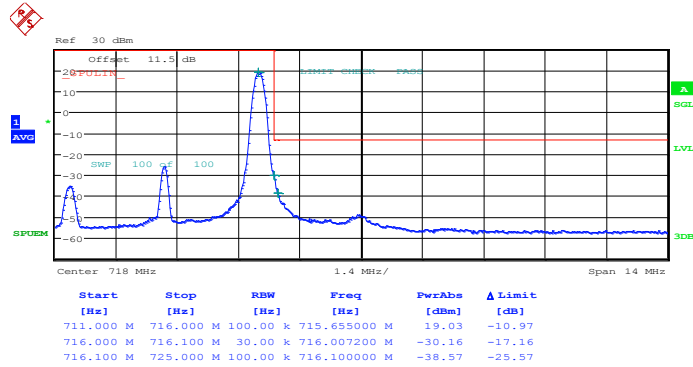
Lower Band Edge Plot for QPSK-RB Size 25, RB Offset 0



Date: 8 JUN.2014 11:30:41

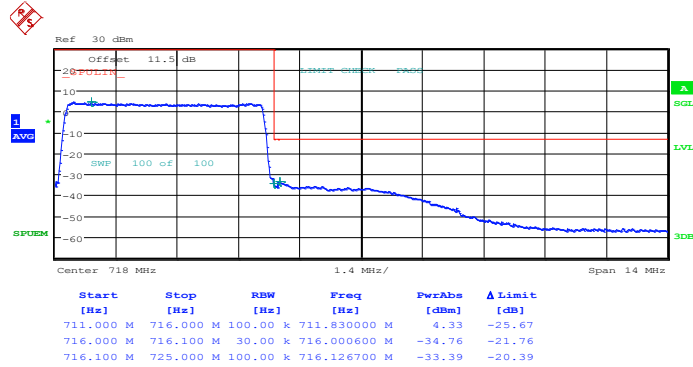


Higher Band Edge Plot for QPSK-RB Size 1, RB Offset 24



Date: 8.JUN.2014 11:39:01

Higher Band Edge Plot for QPSK-RB Size 25, RB Offset 0

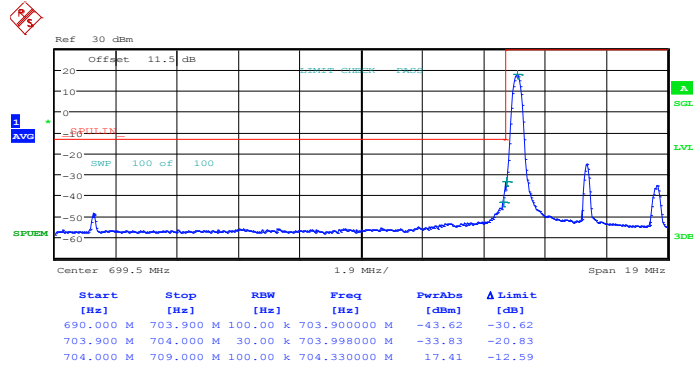


Date: 8.JUN.2014 11:40:40



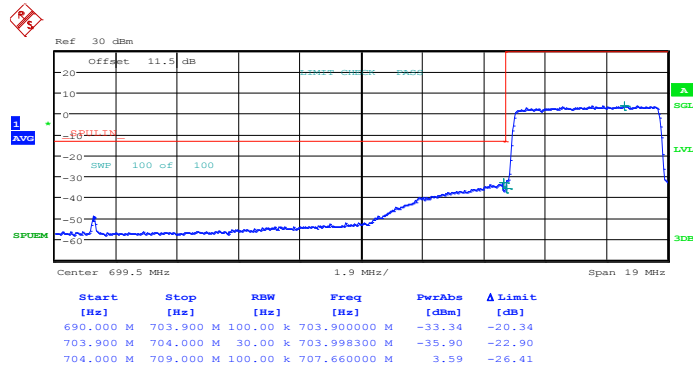
Band :	LTE Band 17	Band Width :	5MHz / 16QAM
---------------	-------------	---------------------	--------------

Lower Band Edge Plot for 16QAM-RB Size 1, RB Offset 0



Date: 8.JUN.2014 11:29:51

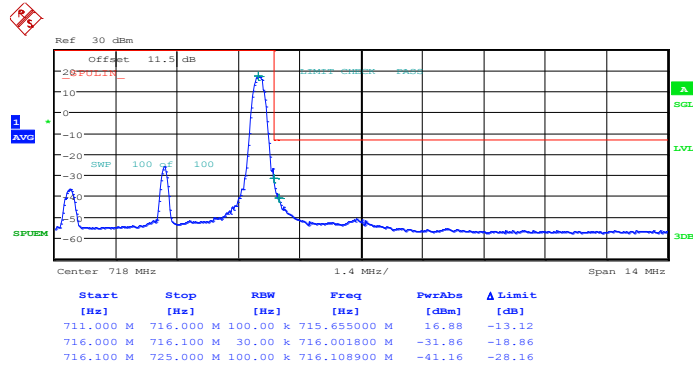
Lower Band Edge Plot for 16QAM-RB Size 25, RB Offset 0



Date: 8.JUN.2014 11:31:30

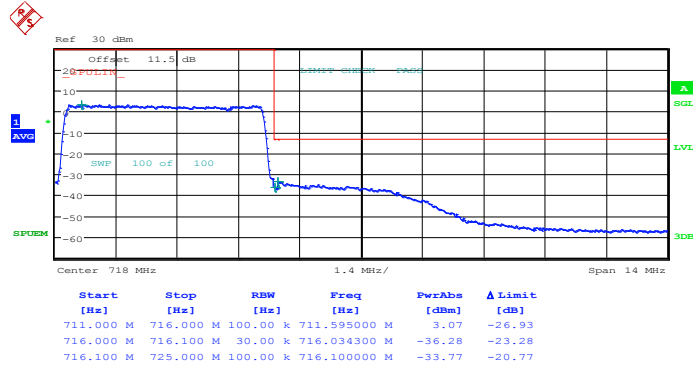


Higher Band Edge Plot for 16QAM-RB Size 1, RB Offset 24



Date: 8.JUN.2014 11:39:50

Higher Band Edge Plot for 16QAM-RB Size 25, RB Offset 0

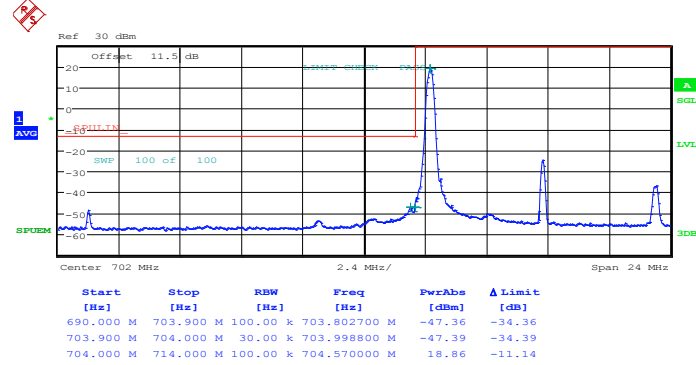


Date: 8.JUN.2014 11:41:30



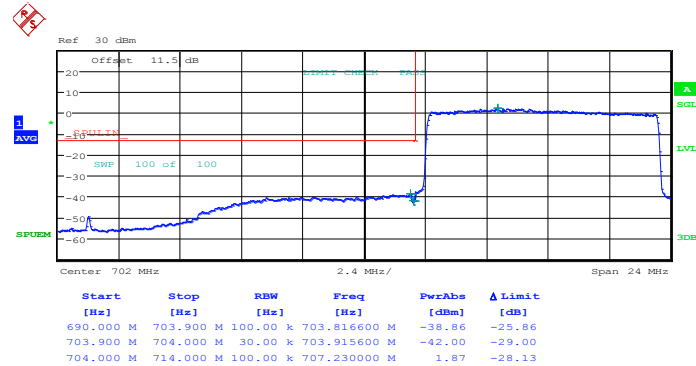
Band :	LTE Band 17	Band Width :	10MHz / QPSK
---------------	-------------	---------------------	--------------

Lower Band Edge Plot for QPSK-RB Size 1, RB Offset 0



Date: 8.JUN.2014 11:45:44

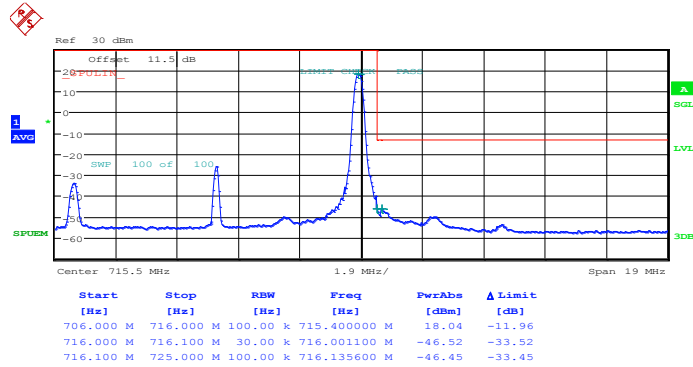
Lower Band Edge Plot for QPSK-RB Size 50, RB Offset 0



Date: 8.JUN.2014 11:47:23

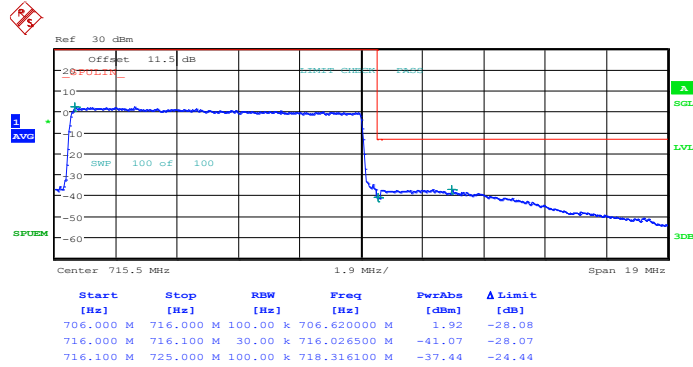


Higher Band Edge Plot for QPSK-RB Size 1, RB Offset 49



Date: 8.JUN.2014 11:55:43

Higher Band Edge Plot for QPSK-RB Size 50, RB Offset 0

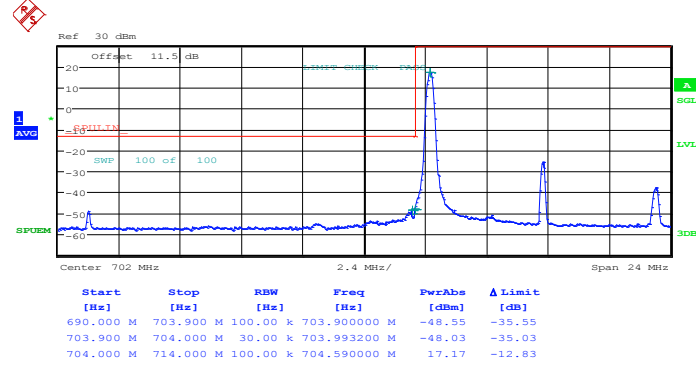


Date: 8.JUN.2014 11:57:22



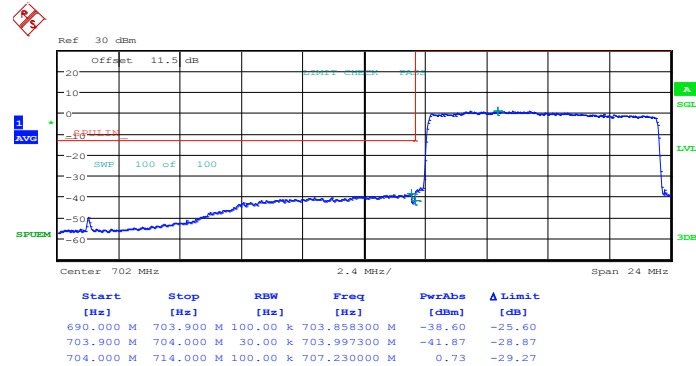
Band :	LTE Band 17	Band Width :	10MHz / 16QAM
---------------	-------------	---------------------	---------------

Lower Band Edge Plot for 16QAM-RB Size 1, RB Offset 0



Date: 8.JUN.2014 11:46:34

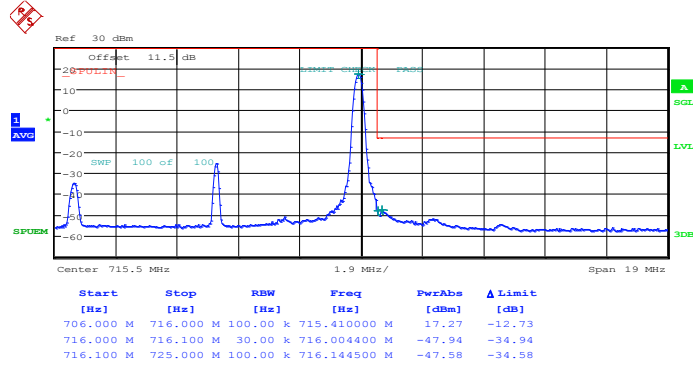
Lower Band Edge Plot for 16QAM-RB Size 50, RB Offset 0



Date: 8.JUN.2014 11:48:13

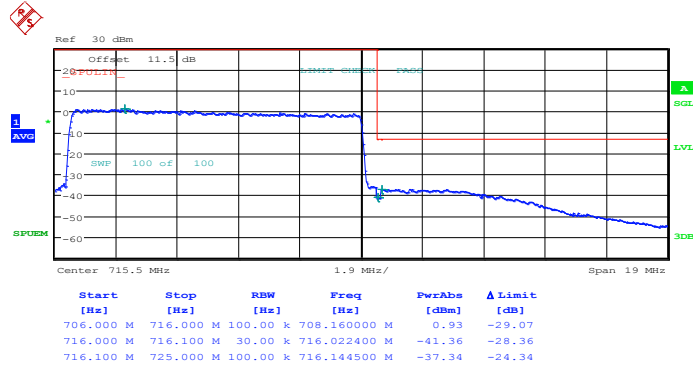


Higher Band Edge Plot for 16QAM-RB Size 1, RB Offset 49



Date: 8.JUN.2014 11:56:33

Higher Band Edge Plot for 16QAM-RB Size 50, RB Offset 0



Date: 8.JUN.2014 11:58:12



3.5 Conducted Spurious Emission Measurement

3.5.1 Description of Conducted Spurious Emission Measurement

The power of any emission outside of the authorized operating frequency ranges must be lower than the transmitter power (P) by a factor of at least $43 + 10 \log (P)$ dB.

It is measured by means of a calibrated spectrum analyzer and scanned from 30MHz up to a frequency including its 10th harmonic.

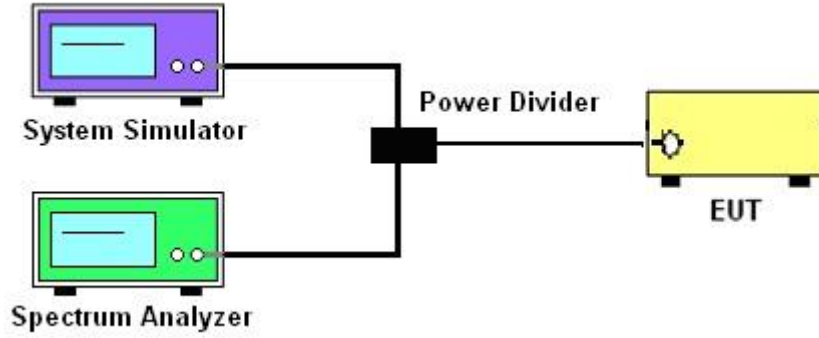
3.5.2 Measuring Instruments

The measuring equipment is listed in the section 4 of this test report.

3.5.3 Test Procedures

1. The EUT was connected to spectrum analyzer and system simulator via a power divider.
2. The RF output of EUT was connected to the spectrum analyzer by RF cable and attenuator. The path loss was compensated to the results for each measurement.
3. The middle channel for the highest RF power within the transmitting frequency was measured.
4. The conducted spurious emission for the whole frequency range was taken.
5. Make the measurement with the spectrum analyzer's RBW = 1MHz, VBW = 3MHz, taking the record of maximum spurious emission.
6. The RF fundamental frequency should be excluded against the limit line in the operating frequency band.
7. The limit line is derived from $43 + 10\log(P)$ dB below the transmitter power P(Watts)
= P(W)- [43 + 10log(P)] (dB)
= [30 + 10log(P)] (dBm) - [43 + 10log(P)] (dB)
= -13dBm.

3.5.4 Test Setup

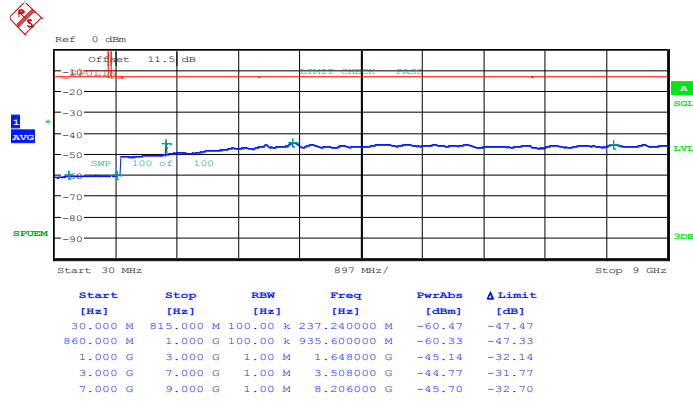




3.5.5 Test Result (Plots) of Conducted Spurious Emission

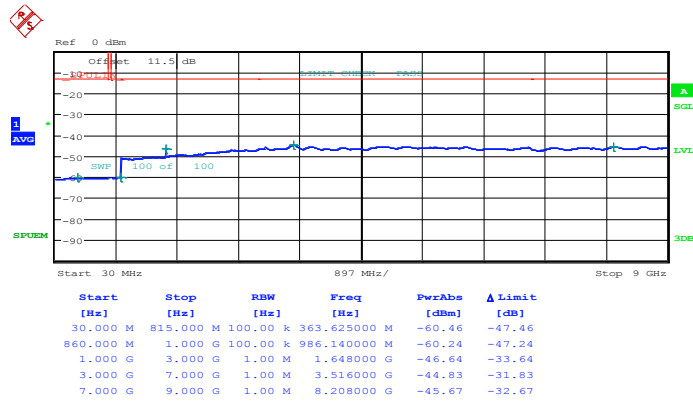
Band :	LTE Band 5	Channel :	CH20407 (Low)
Band Width :	1.4MHz		

QPSK (RB Size 1, RB Offset 0)



Date: 8.JUN.2014 10:04:02

16QAM (RB Size 1, RB Offset 0)

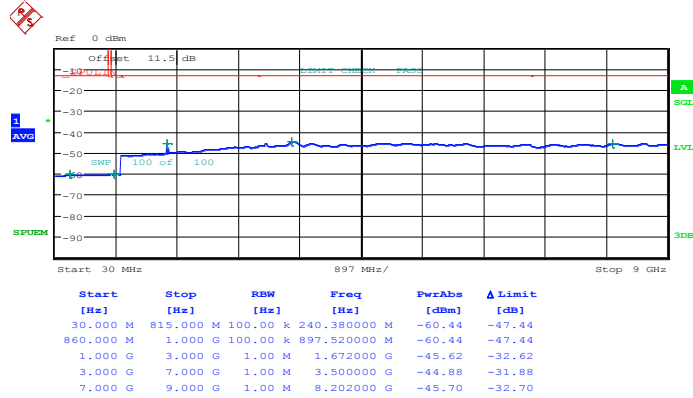


Date: 8.JUN.2014 10:05:05



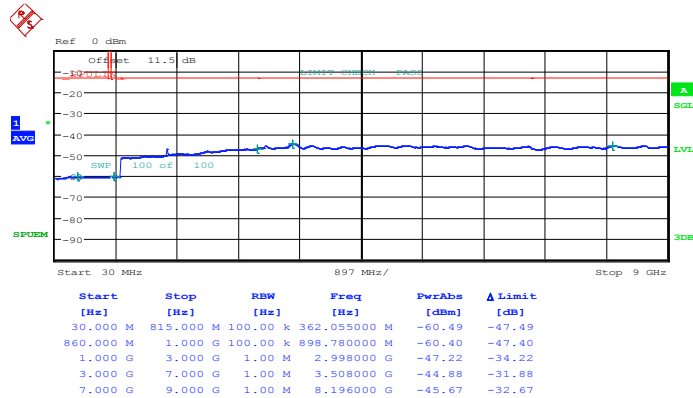
Band :	LTE Band 5	Channel :	CH20525 (Middle)
Band Width :	1.4MHz		

QPSK (RB Size 1, RB Offset 0)



Date: 8.JUN.2014 10:07:23

16QAM (RB Size 1, RB Offset 0)

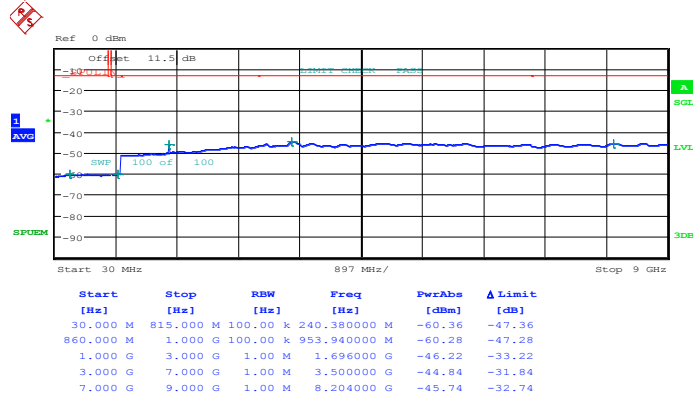


Date: 8.JUN.2014 10:08:25



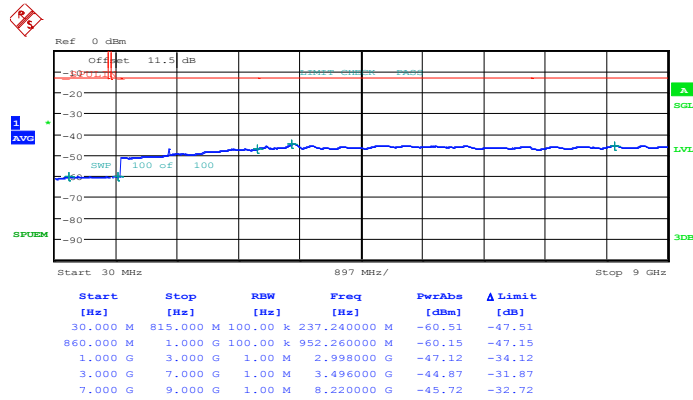
Band :	LTE Band 5	Channel :	CH20643 (High)
Band Width :	1.4MHz		

QPSK (RB Size 1, RB Offset 0)



Date: 8.JUN.2014 10:14:02

16QAM (RB Size 1, RB Offset 0)

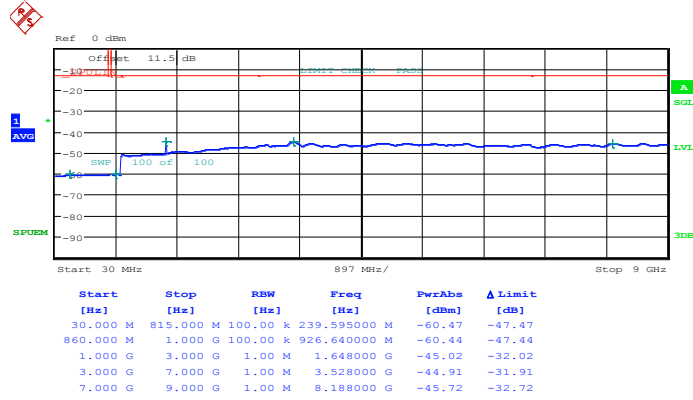


Date: 8.JUN.2014 10:15:04



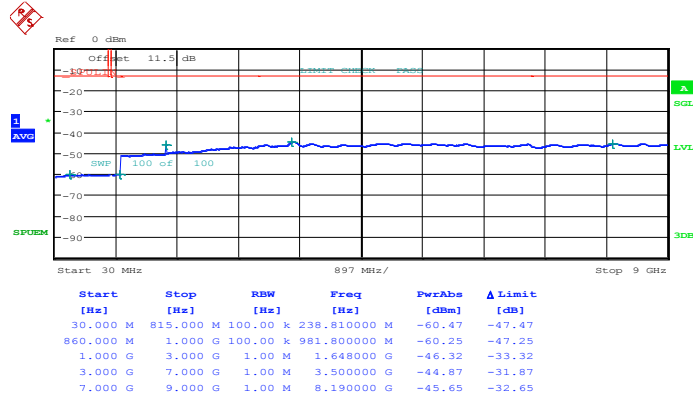
Band :	LTE Band 5	Channel :	CH20415 (Low)
Band Width :	3MHz		

QPSK (RB Size 1, RB Offset 0)



Date: 8.JUN.2014 10:20:45

16QAM (RB Size 1, RB Offset 0)

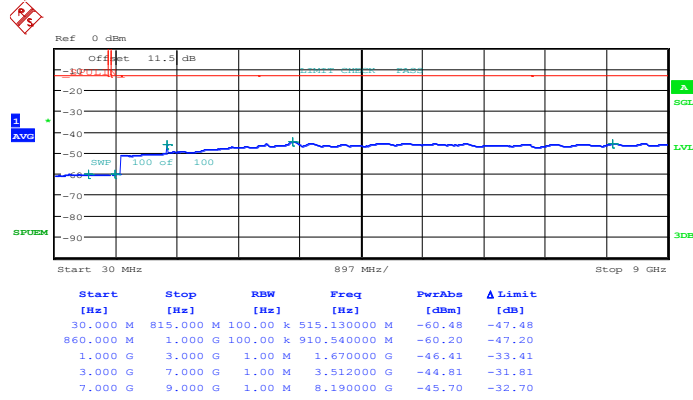


Date: 8.JUN.2014 10:21:47



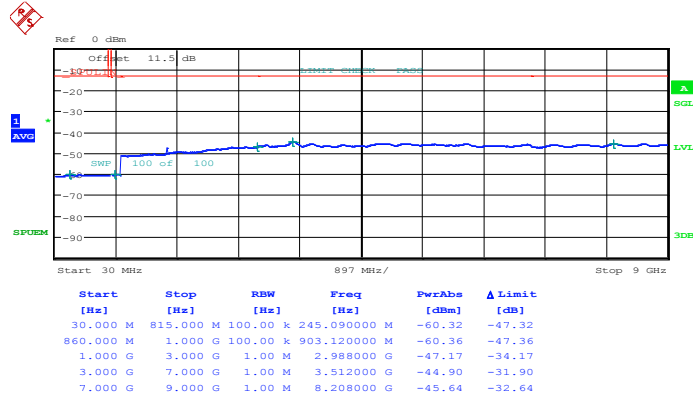
Band :	LTE Band 5	Channel :	CH20525 (Middle)
Band Width :	3MHz		

QPSK (RB Size 1, RB Offset 0)



Date: 8.JUN.2014 10:24:06

16QAM (RB Size 1, RB Offset 0)

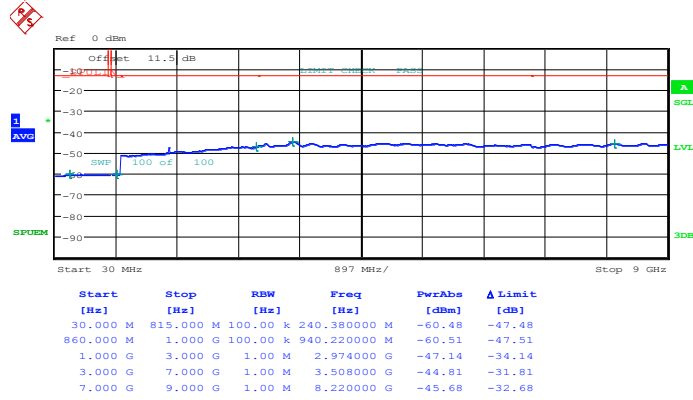


Date: 8.JUN.2014 10:25:08



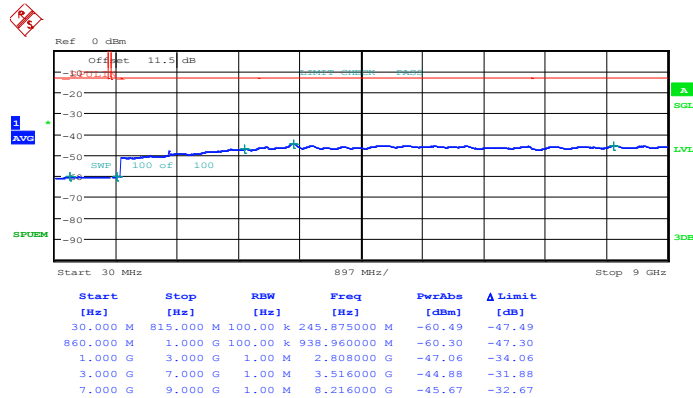
Band :	LTE Band 5	Channel :	CH20635 (High)
Band Width :	3MHz		

QPSK (RB Size 1, RB Offset 0)



Date: 8.JUN.2014 10:30:45

16QAM (RB Size 1, RB Offset 0)

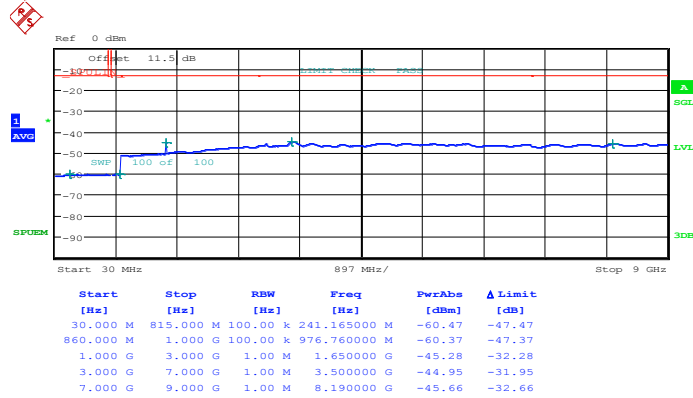


Date: 8.JUN.2014 10:31:47



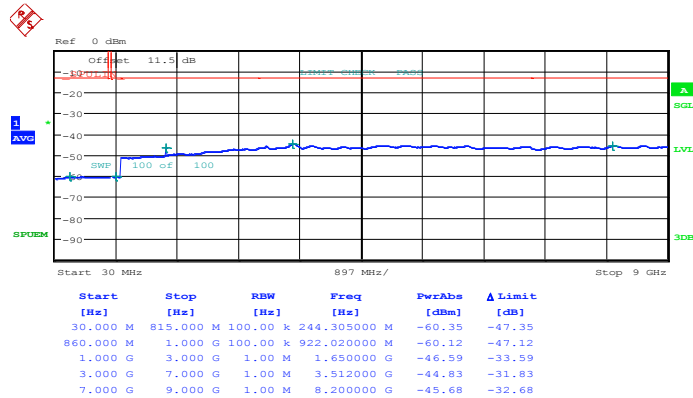
Band :	LTE Band 5	Channel :	CH20425 (Low)
Band Width :	5MHz		

QPSK (RB Size 1, RB Offset 0)



Date: 8.JUN.2014 10:37:28

16QAM (RB Size 1, RB Offset 0)

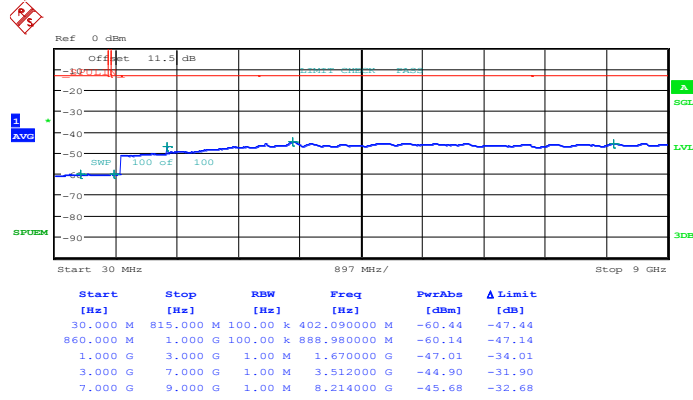


Date: 8.JUN.2014 10:38:30



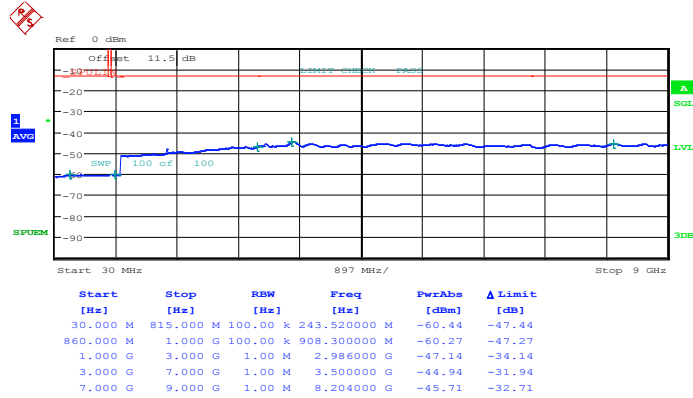
Band :	LTE Band 5	Channel :	CH20525 (Middle)
Band Width :	5MHz		

QPSK (RB Size 1, RB Offset 0)



Date: 8.JUN.2014 10:40:48

16QAM (RB Size 1, RB Offset 0)

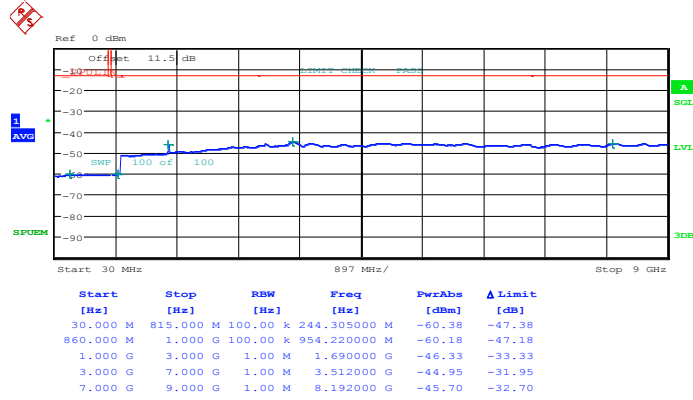


Date: 8.JUN.2014 10:41:50



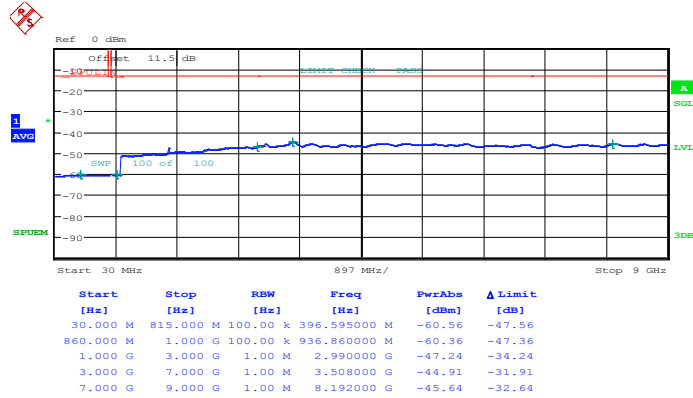
Band :	LTE Band 5	Channel :	CH20625 (High)
Band Width :	5MHz		

QPSK (RB Size 1, RB Offset 0)



Date: 8.JUN.2014 10:47:27

16QAM (RB Size 1, RB Offset 0)

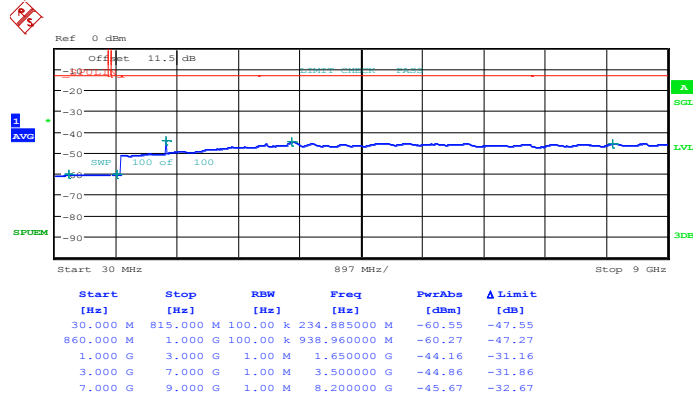


Date: 8.JUN.2014 10:48:29



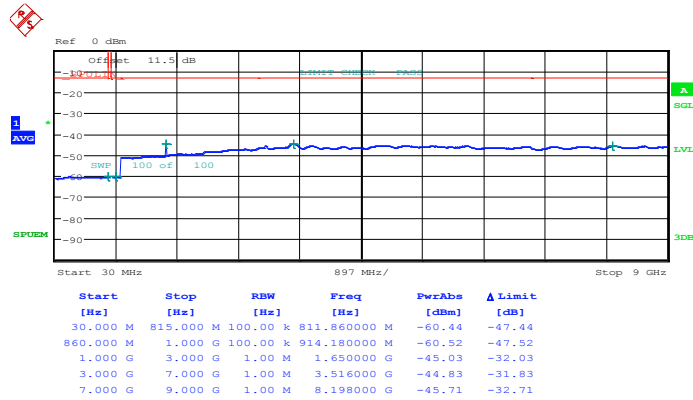
Band :	LTE Band 5	Channel :	CH20450 (Low)
Band Width :	10MHz		

QPSK (RB Size 1, RB Offset 0)



Date: 8.JUN.2014 10:54:14

16QAM (RB Size 1, RB Offset 0)

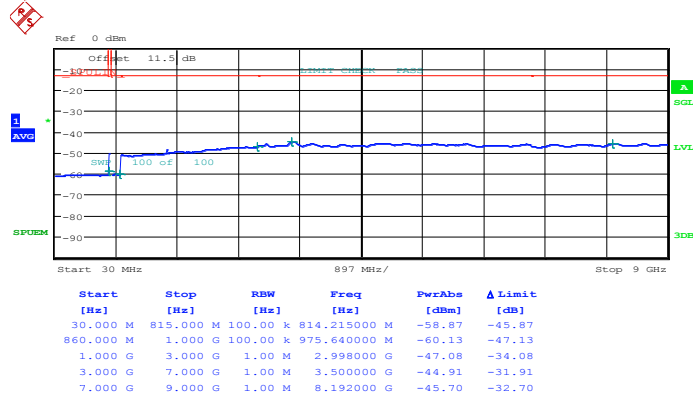


Date: 8.JUN.2014 10:55:16



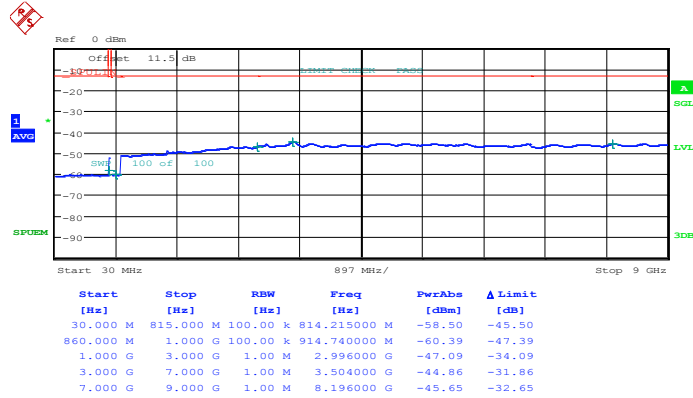
Band :	LTE Band 5	Channel :	CH20525 (Middle)
Band Width :	10MHz		

QPSK (RB Size 1, RB Offset 0)



Date: 8.JUN.2014 10:57:35

16QAM (RB Size 1, RB Offset 0)

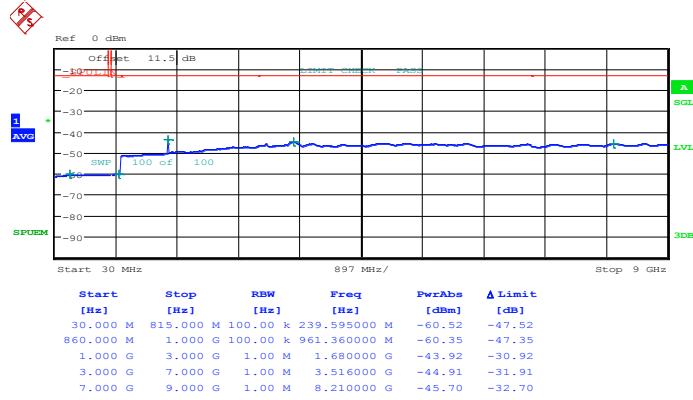


Date: 8.JUN.2014 10:58:37



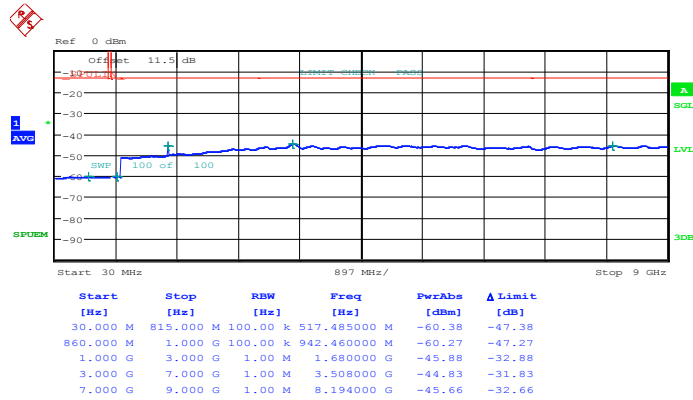
Band :	LTE Band 5	Channel :	CH20600 (High)
Band Width :	10MHz		

QPSK (RB Size 1, RB Offset 0)



Date: 8.JUN.2014 11:04:17

16QAM (RB Size 1, RB Offset 0)

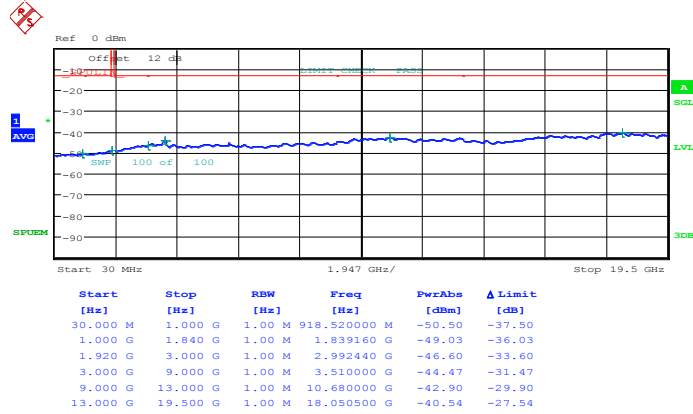


Date: 8.JUN.2014 11:05:19



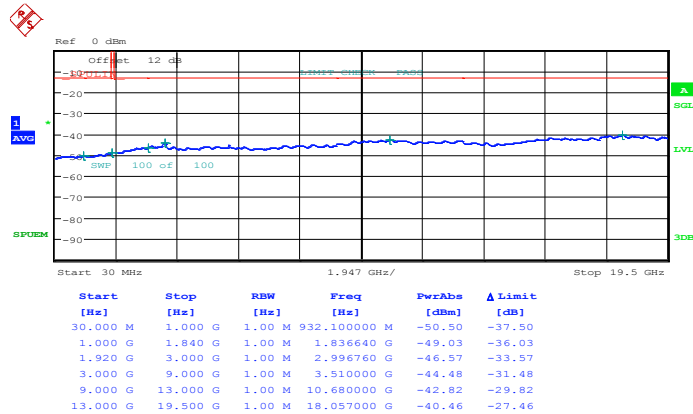
Band :	LTE Band 2	Channel :	CH18607 (Low)
Band Width :	1.4MHz		

QPSK (RB Size 1, RB Offset 0)



Date: 6.JUN.2014 22:09:21

16QAM (RB Size 1, RB Offset 0)

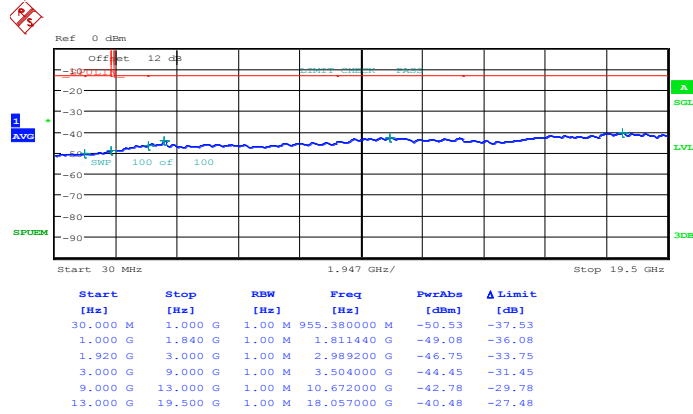


Date: 6.JUN.2014 22:10:23



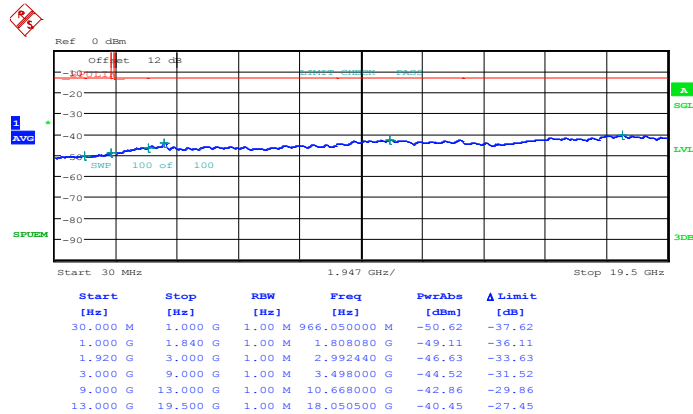
Band :	LTE Band 2	Channel :	CH18900 (Middle)
Band Width :	1.4MHz		

QPSK (RB Size 1, RB Offset 0)



Date: 6.JUN.2014 22:12:38

16QAM (RB Size 1, RB Offset 0)

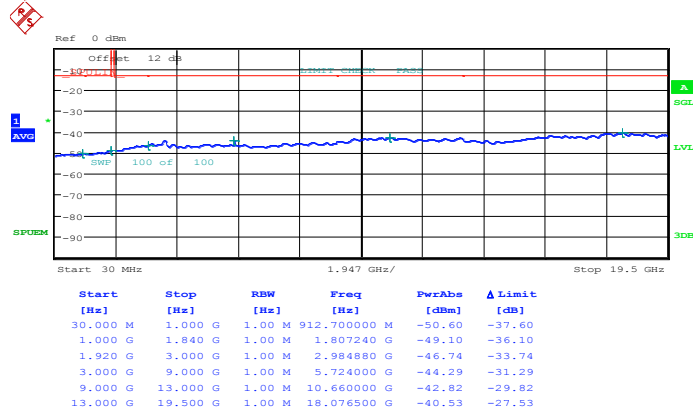


Date: 6.JUN.2014 22:13:40



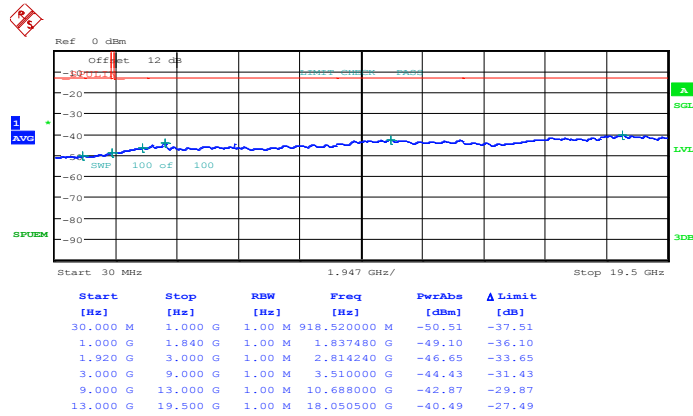
Band :	LTE Band 2	Channel :	CH19193 (High)
Band Width :	1.4MHz		

QPSK (RB Size 1, RB Offset 0)



Date: 6.JUN.2014 22:19:12

16QAM (RB Size 1, RB Offset 0)

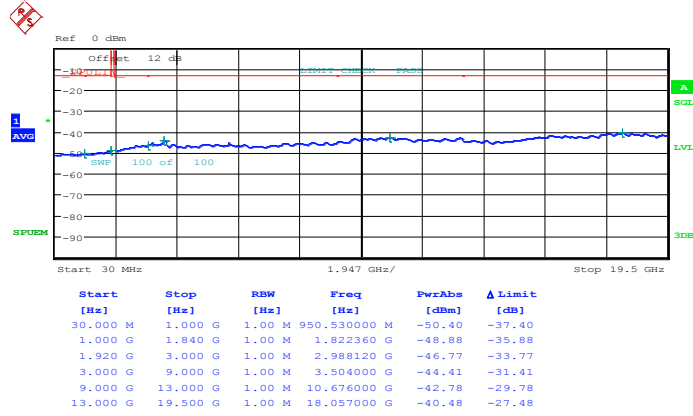


Date: 6.JUN.2014 22:20:15



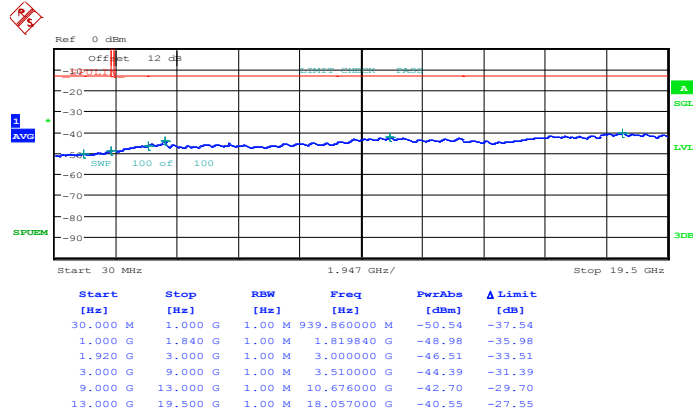
Band :	LTE Band 2	Channel :	CH18615 (Low)
Band Width :	3MHz		

QPSK (RB Size 1, RB Offset 0)



Date: 6.JUN.2014 22:25:50

16QAM (RB Size 1, RB Offset 0)

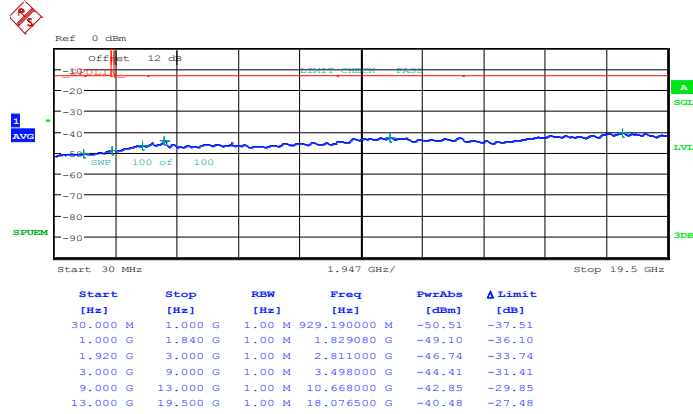


Date: 6.JUN.2014 22:26:52



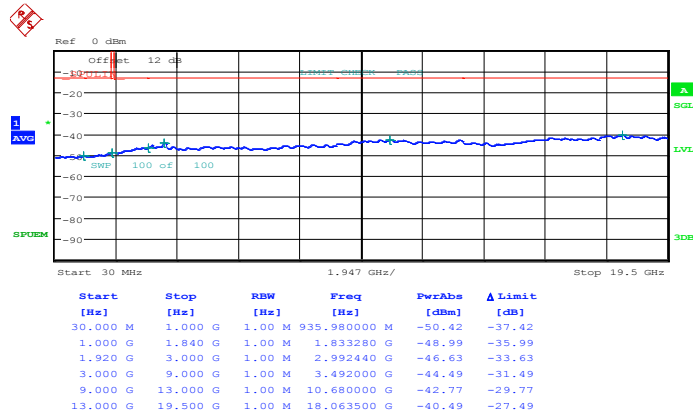
Band :	LTE Band 2	Channel :	CH18900 (Middle)
Band Width :	3MHz		

QPSK (RB Size 1, RB Offset 0)



Date: 6.JUN.2014 22:29:08

16QAM (RB Size 1, RB Offset 0)

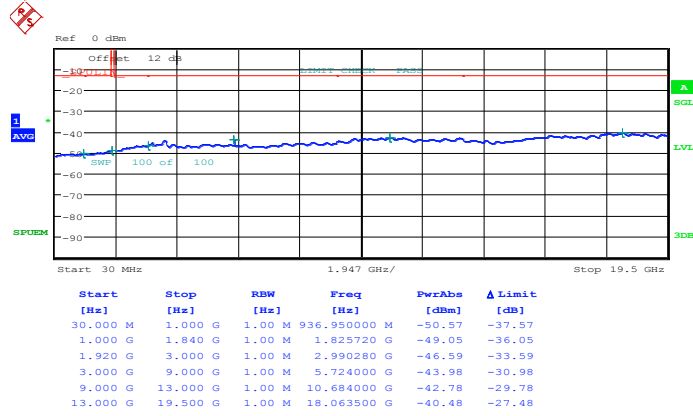


Date: 6.JUN.2014 22:30:11



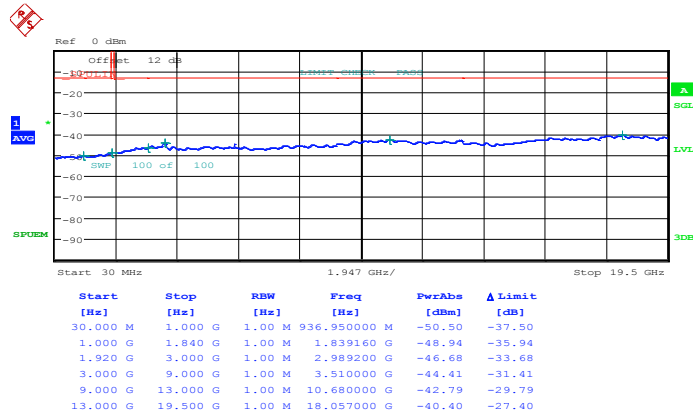
Band :	LTE Band 2	Channel :	CH19185 (High)
Band Width :	3MHz		

QPSK (RB Size 1, RB Offset 0)



Date: 6.JUN.2014 22:35:43

16QAM (RB Size 1, RB Offset 0)

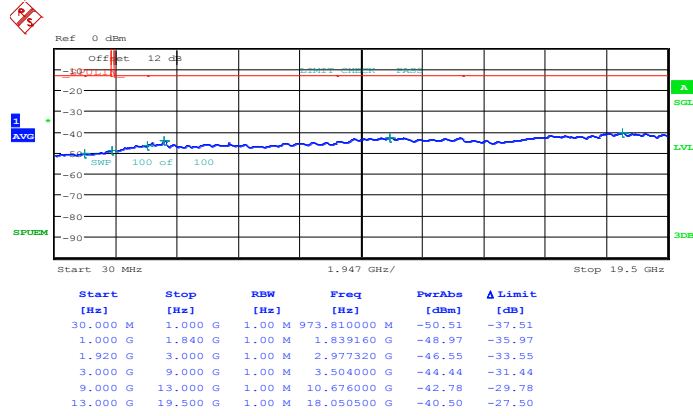


Date: 6.JUN.2014 22:36:45



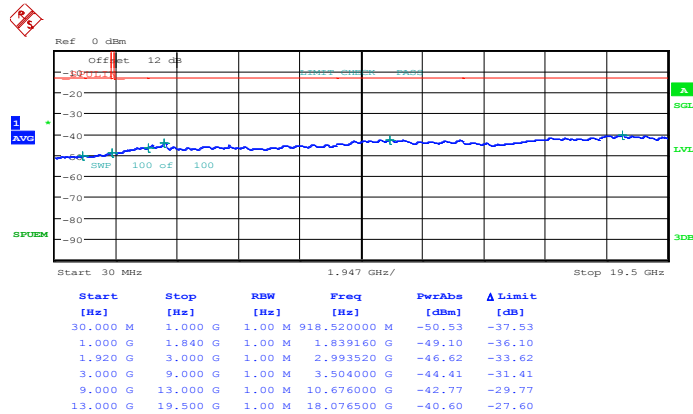
Band :	LTE Band 2	Channel :	CH18625 (Low)
Band Width :	5MHz		

QPSK (RB Size 1, RB Offset 0)



Date: 6.JUN.2014 22:42:21

16QAM (RB Size 1, RB Offset 0)

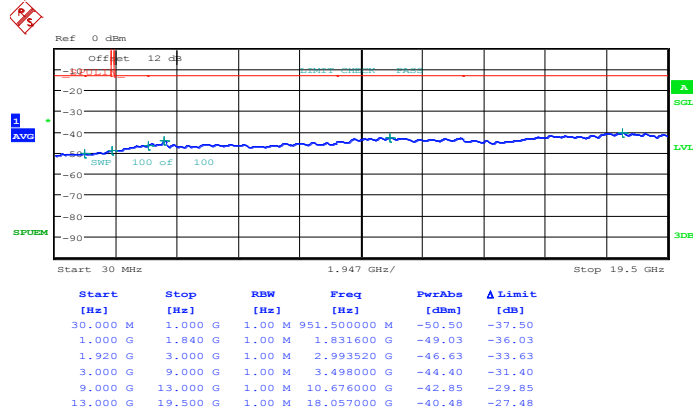


Date: 6.JUN.2014 22:43:24



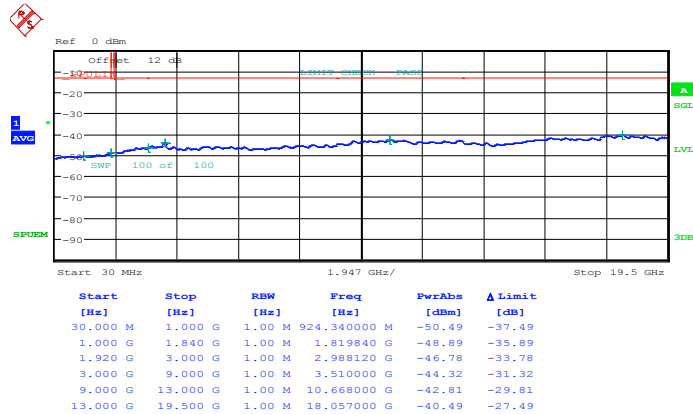
Band :	LTE Band 2	Channel :	CH18900 (Middle)
Band Width :	5MHz		

QPSK (RB Size 1, RB Offset 0)



Date: 6.JUN.2014 22:45:39

16QAM (RB Size 1, RB Offset 0)

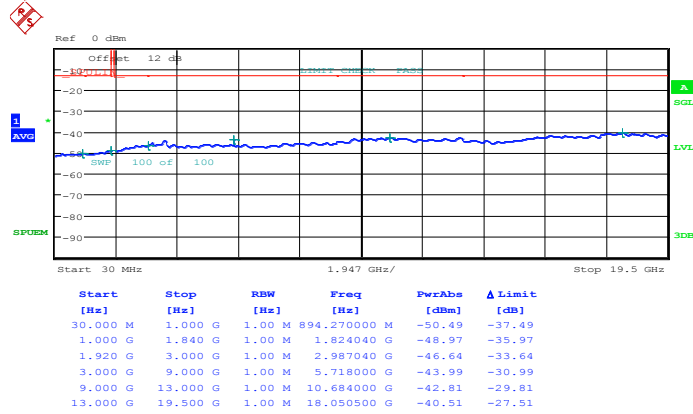


Date: 6.JUN.2014 22:46:41



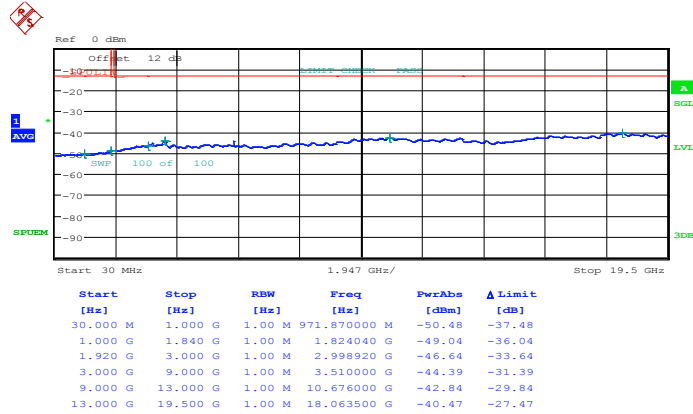
Band :	LTE Band 2	Channel :	CH19175 (High)
Band Width :	5MHz		

QPSK (RB Size 1, RB Offset 0)



Date: 6.JUN.2014 22:52:13

16QAM (RB Size 1, RB Offset 0)

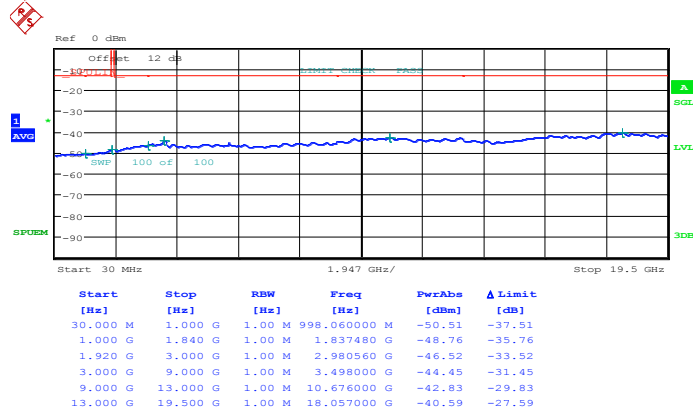


Date: 6.JUN.2014 22:53:14



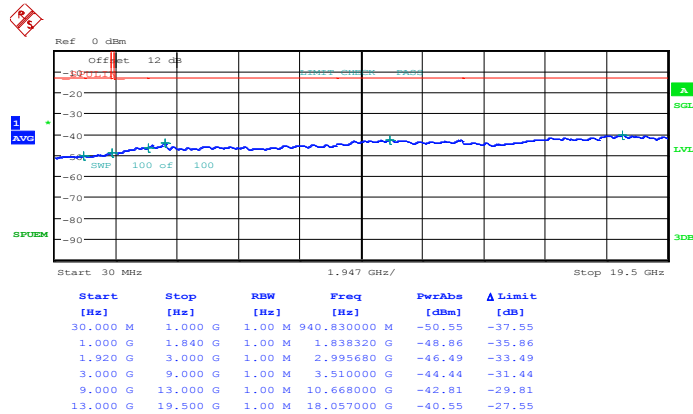
Band :	LTE Band 2	Channel :	CH18650 (Low)
Band Width :	10MHz		

QPSK (RB Size 1, RB Offset 0)



Date: 6.JUN.2014 22:58:50

16QAM (RB Size 1, RB Offset 0)

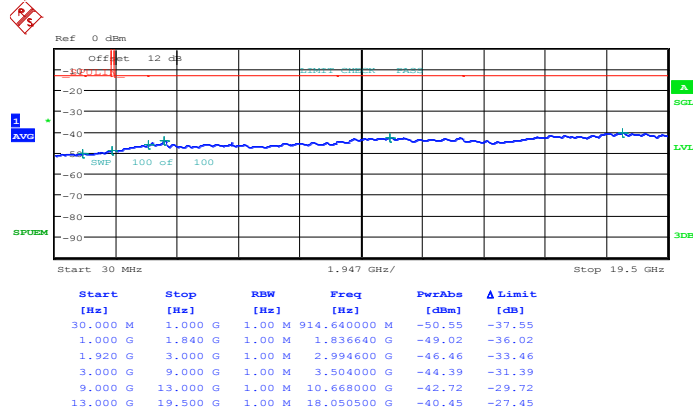


Date: 6.JUN.2014 22:59:52



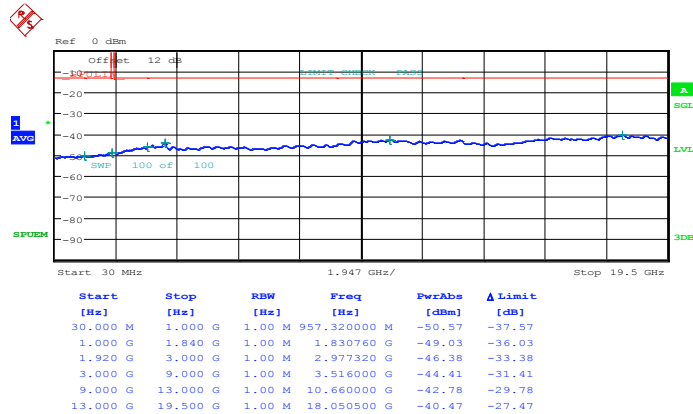
Band :	LTE Band 2	Channel :	CH18900 (Middle)
Band Width :	10MHz		

QPSK (RB Size 1, RB Offset 0)



Date: 6.JUN.2014 23:02:08

16QAM (RB Size 1, RB Offset 0)

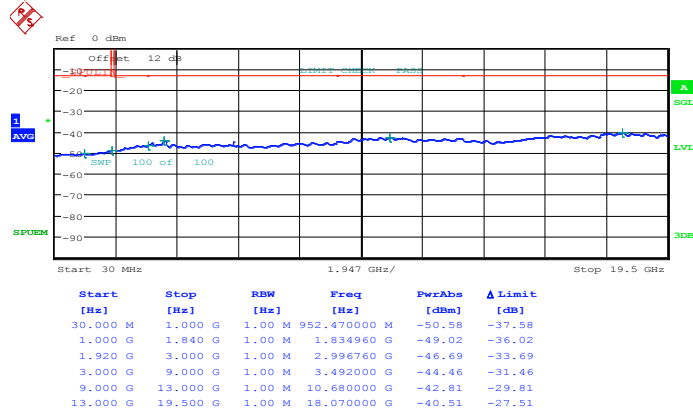


Date: 6.JUN.2014 23:03:10



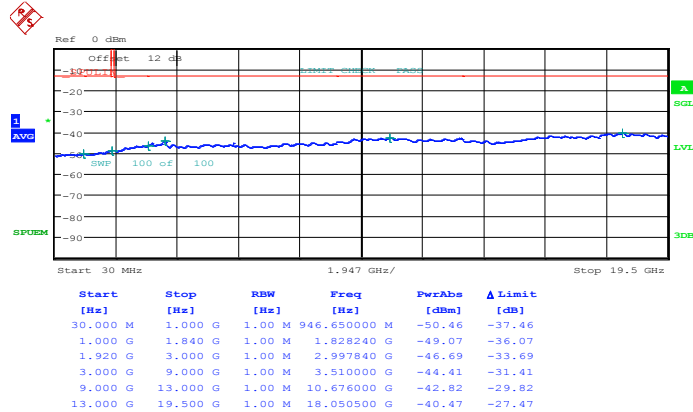
Band :	LTE Band 2	Channel :	CH19150 (High)
Band Width :	10MHz		

QPSK (RB Size 1, RB Offset 0)



Date: 6.JUN.2014 23:08:41

16QAM (RB Size 1, RB Offset 0)

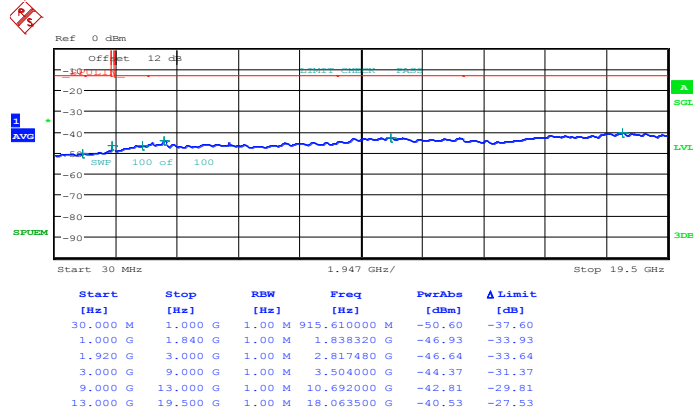


Date: 6.JUN.2014 23:09:43



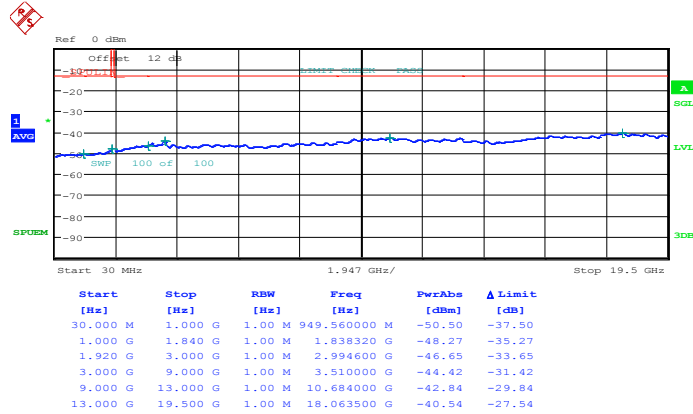
Band :	LTE Band 2	Channel :	CH18675 (Low)
Band Width :	15MHz		

QPSK (RB Size 1, RB Offset 0)



Date: 6.JUN.2014 23:15:18

16QAM (RB Size 1, RB Offset 0)

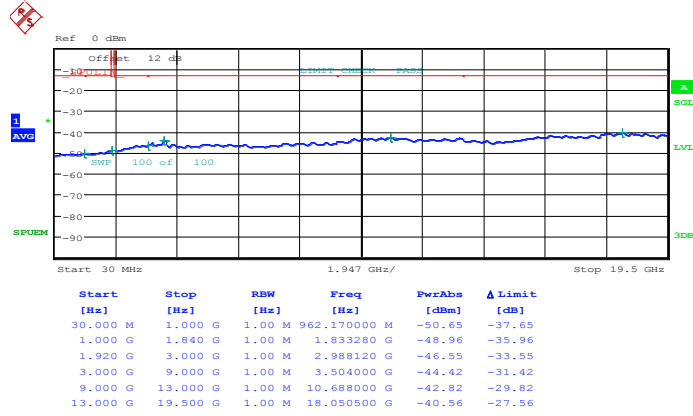


Date: 6.JUN.2014 23:16:21



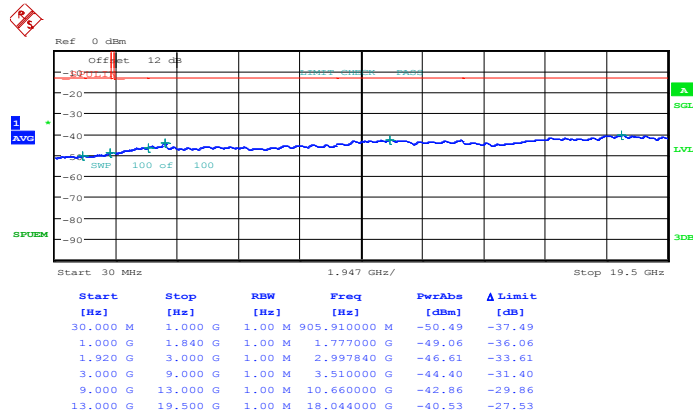
Band :	LTE Band 2	Channel :	CH18900 (Middle)
Band Width :	15MHz		

QPSK (RB Size 1, RB Offset 0)



Date: 6.JUN.2014 23:18:36

16QAM (RB Size 1, RB Offset 0)

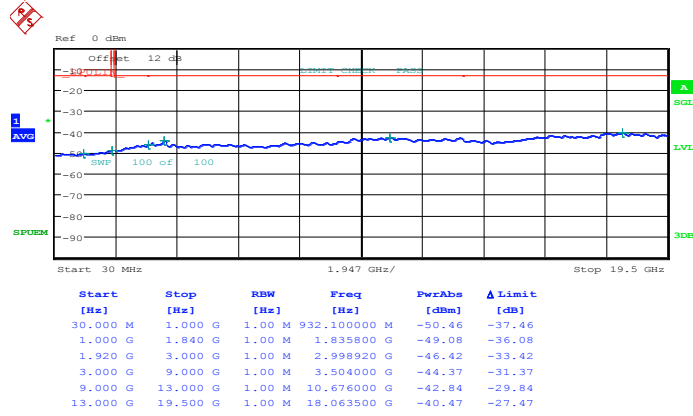


Date: 6.JUN.2014 23:19:38



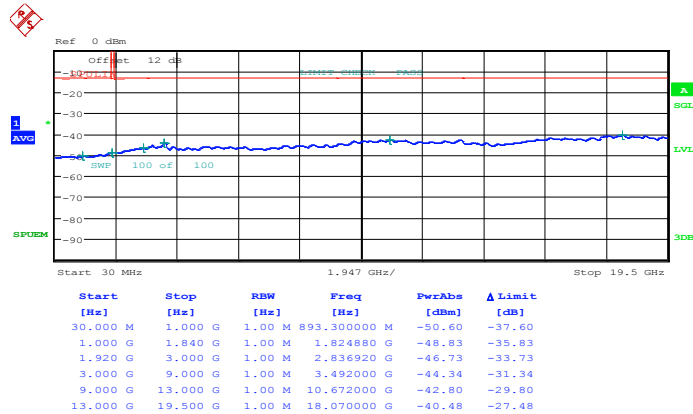
Band :	LTE Band 2	Channel :	CH19125 (High)
Band Width :	15MHz		

QPSK (RB Size 1, RB Offset 0)



Date: 6.JUN.2014 23:25:10

16QAM (RB Size 1, RB Offset 0)

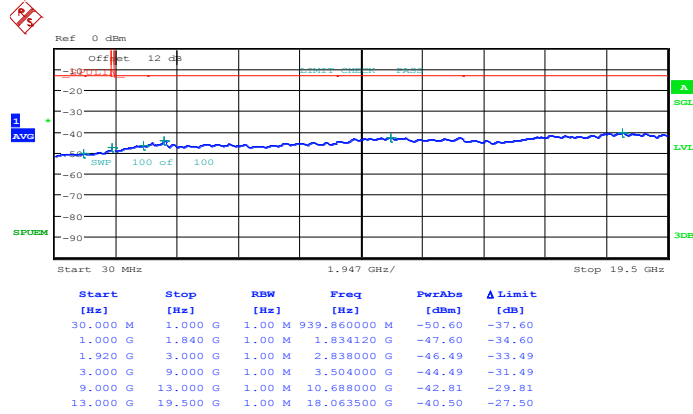


Date: 6.JUN.2014 23:26:13



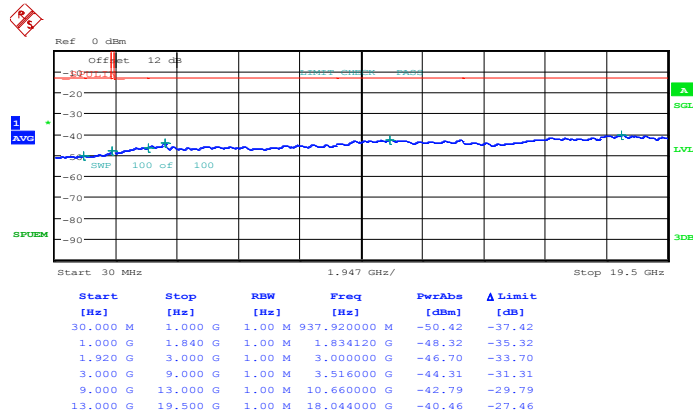
Band :	LTE Band 2	Channel :	CH18700 (Low)
Band Width :	20MHz		

QPSK (RB Size 1, RB Offset 0)



Date: 6.JUN.2014 23:31:49

16QAM (RB Size 1, RB Offset 0)

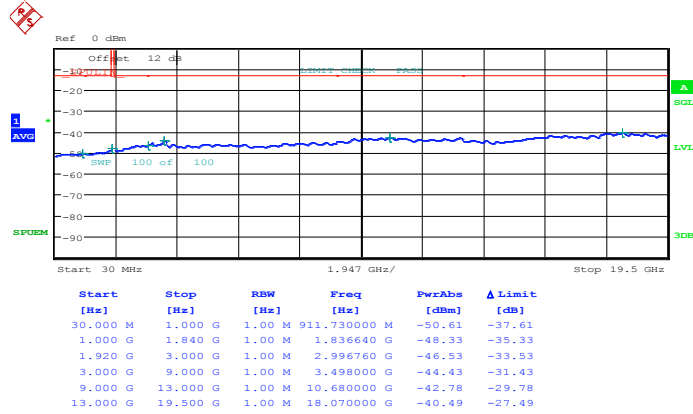


Date: 6.JUN.2014 23:32:52



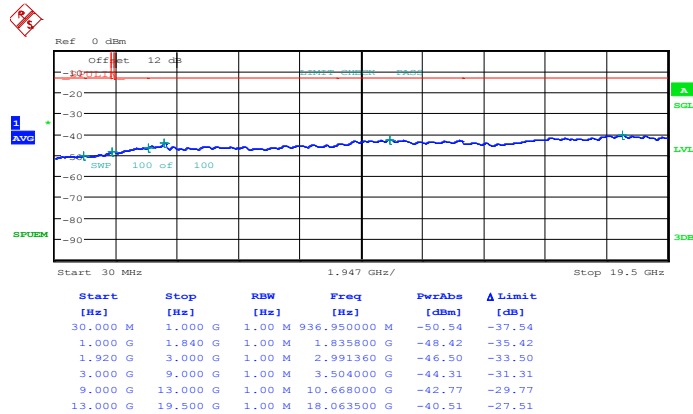
Band :	LTE Band 2	Channel :	CH18900 (Middle)
Band Width :	20MHz		

QPSK (RB Size 1, RB Offset 0)



Date: 6.JUN.2014 23:35:07

16QAM (RB Size 1, RB Offset 0)

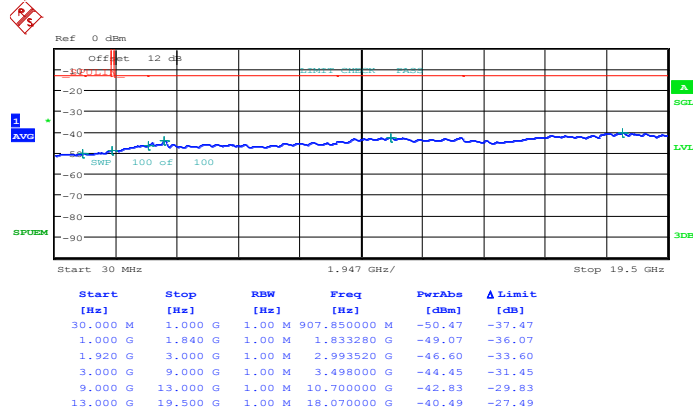


Date: 6.JUN.2014 23:36:10



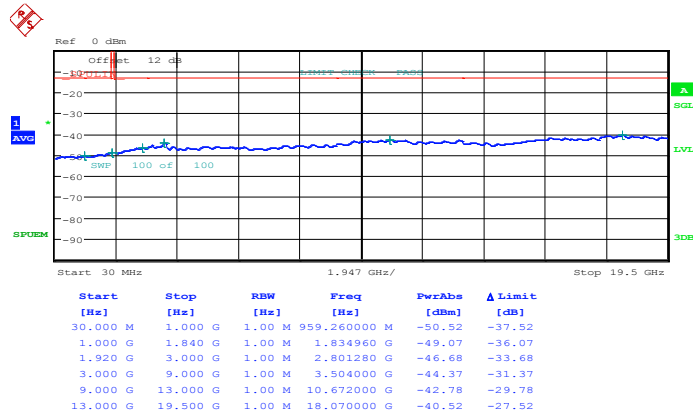
Band :	LTE Band 2	Channel :	CH19100 (High)
Band Width :	20MHz		

QPSK (RB Size 1, RB Offset 0)



Date: 6.JUN.2014 23:41:43

16QAM (RB Size 1, RB Offset 0)

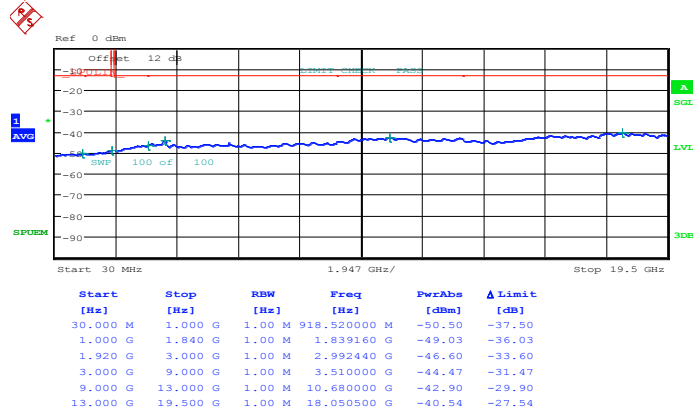


Date: 6.JUN.2014 23:42:45



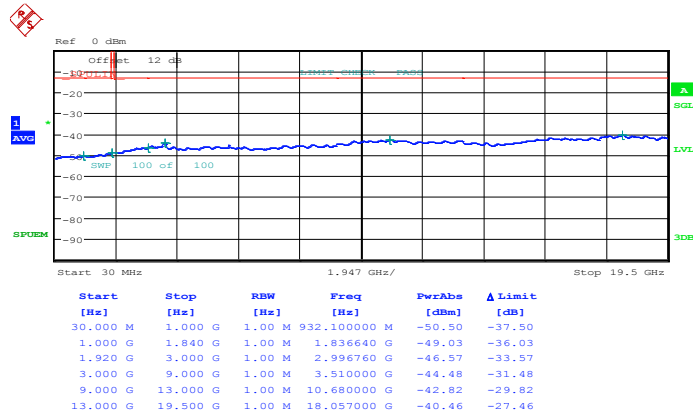
Band :	LTE Band 25	Channel :	CH26047 (Low)
Band Width :	1.4MHz		

QPSK (RB Size 1, RB Offset 0)



Date: 6.JUN.2014 22:09:21

16QAM (RB Size 1, RB Offset 0)

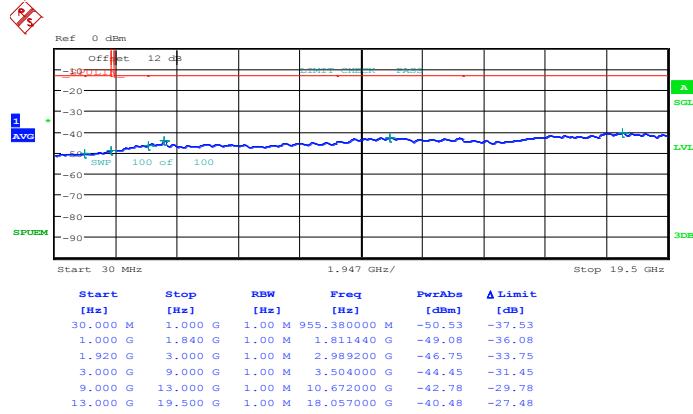


Date: 6.JUN.2014 22:10:23



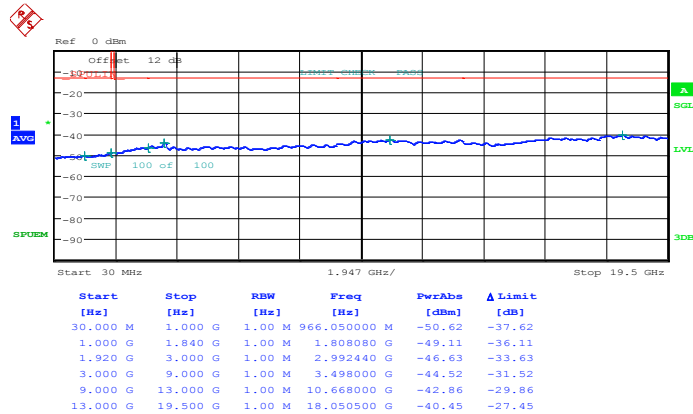
Band :	LTE Band 25	Channel :	CH26340 (Middle)
Band Width :	1.4MHz		

QPSK (RB Size 1, RB Offset 0)



Date: 6.JUN.2014 22:12:38

16QAM (RB Size 1, RB Offset 0)

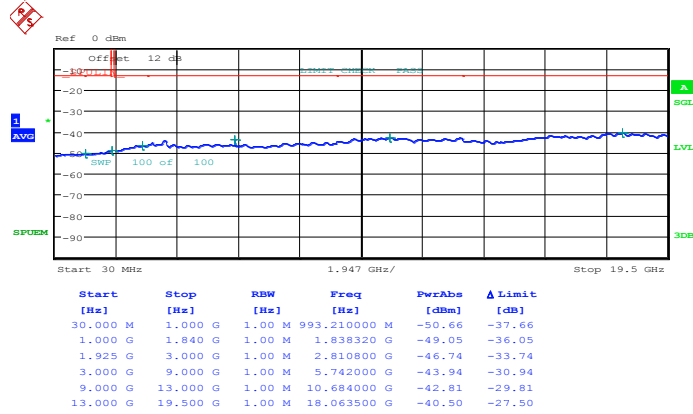


Date: 6.JUN.2014 22:13:40



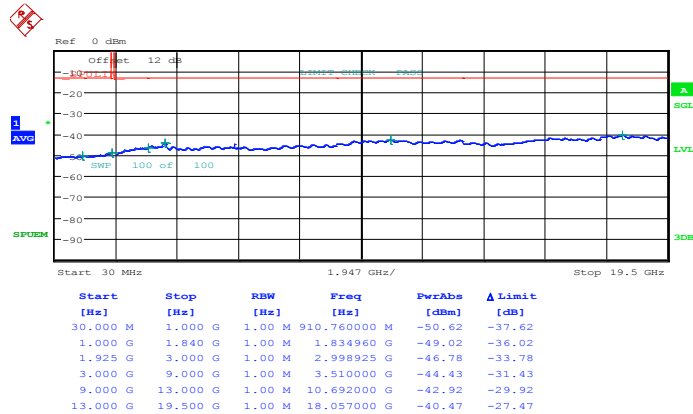
Band :	LTE Band 25	Channel :	CH26683 (High)
Band Width :	1.4MHz		

QPSK (RB Size 1, RB Offset 0)



Date: 8.JUN.2014 13:50:33

16QAM (RB Size 1, RB Offset 0)

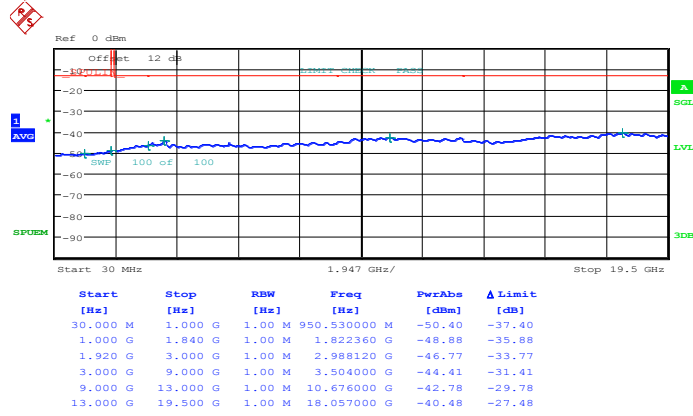


Date: 8.JUN.2014 13:51:36



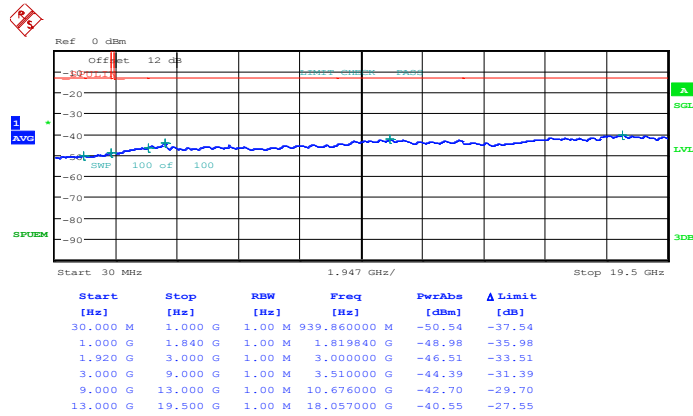
Band :	LTE Band 25	Channel :	CH26055 (Low)
Band Width :	3MHz		

QPSK (RB Size 1, RB Offset 0)



Date: 6.JUN.2014 22:25:50

16QAM (RB Size 1, RB Offset 0)

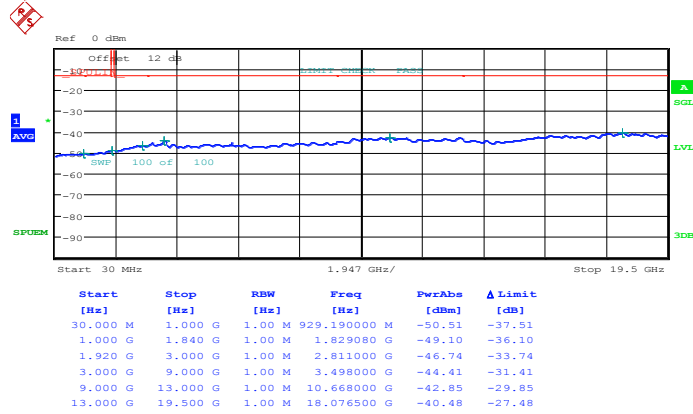


Date: 6.JUN.2014 22:26:52



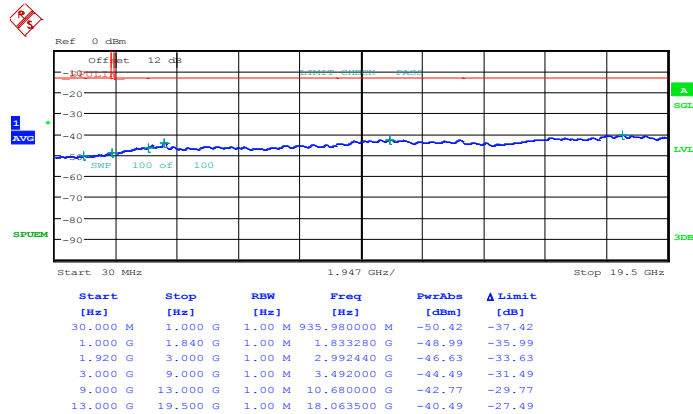
Band :	LTE Band 25	Channel :	CH26340 (Middle)
Band Width :	3MHz		

QPSK (RB Size 1, RB Offset 0)



Date: 6.JUN.2014 22:29:08

16QAM (RB Size 1, RB Offset 0)

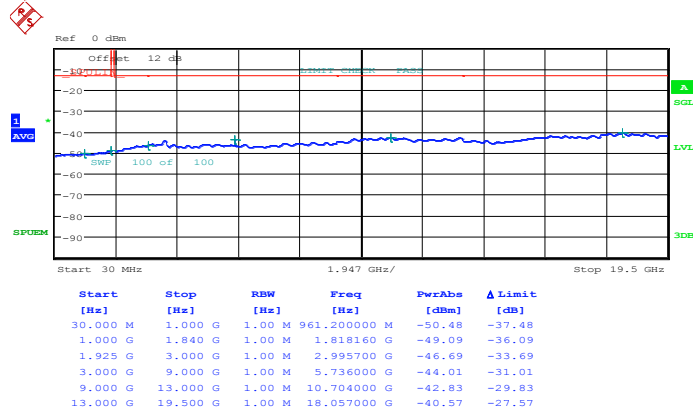


Date: 6.JUN.2014 22:30:11



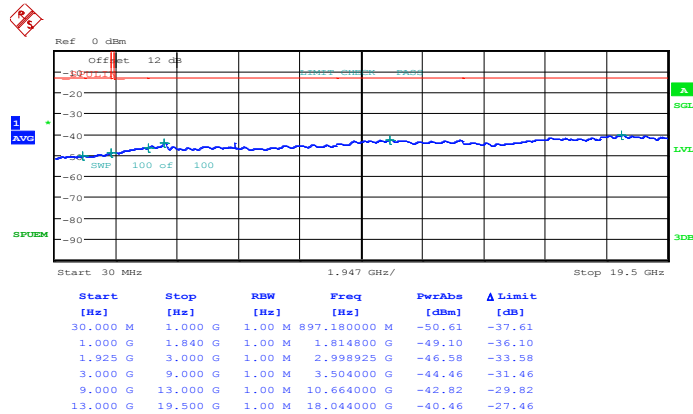
Band :	LTE Band 25	Channel :	CH26675 (High)
Band Width :	3MHz		

QPSK (RB Size 1, RB Offset 0)



Date: 8.JUN.2014 13:57:18

16QAM (RB Size 1, RB Offset 0)

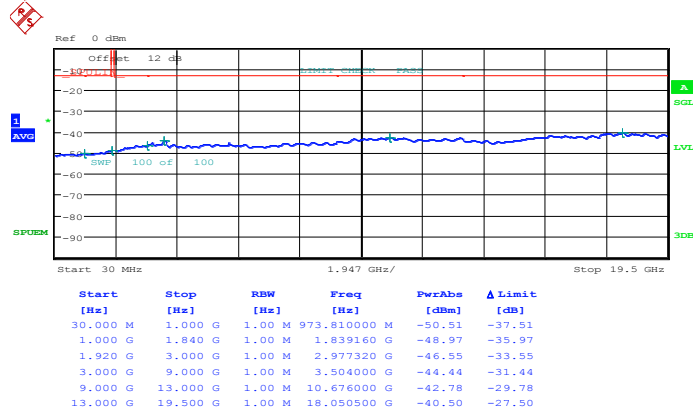


Date: 8.JUN.2014 13:58:21



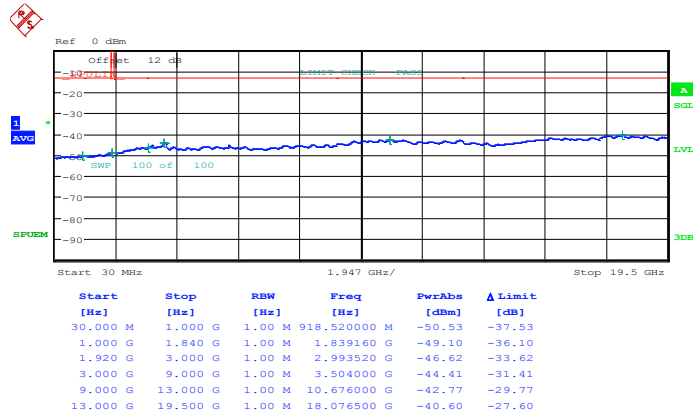
Band :	LTE Band 25	Channel :	CH26065 (Low)
Band Width :	5MHz		

QPSK (RB Size 1, RB Offset 0)



Date: 6.JUN.2014 22:42:21

16QAM (RB Size 1, RB Offset 0)

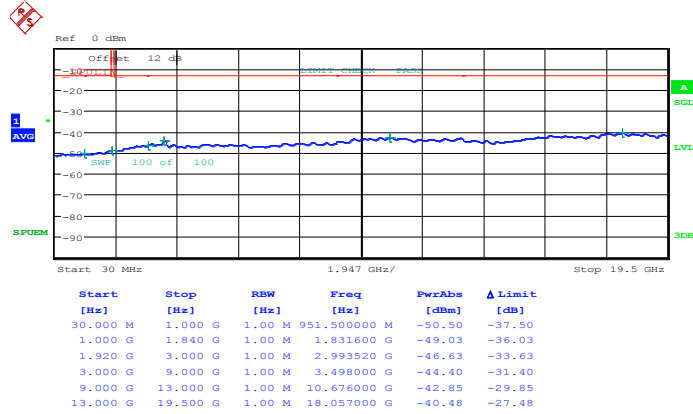


Date: 6.JUN.2014 22:43:24



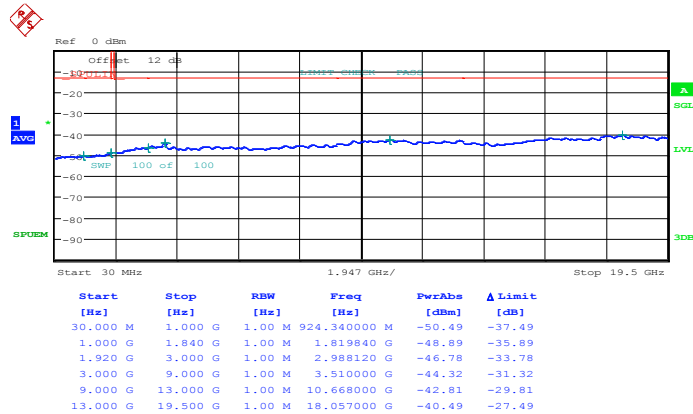
Band :	LTE Band 25	Channel :	CH26340 (Middle)
Band Width :	5MHz		

QPSK (RB Size 1, RB Offset 0)



Date: 6.JUN.2014 22:45:39

16QAM (RB Size 1, RB Offset 0)

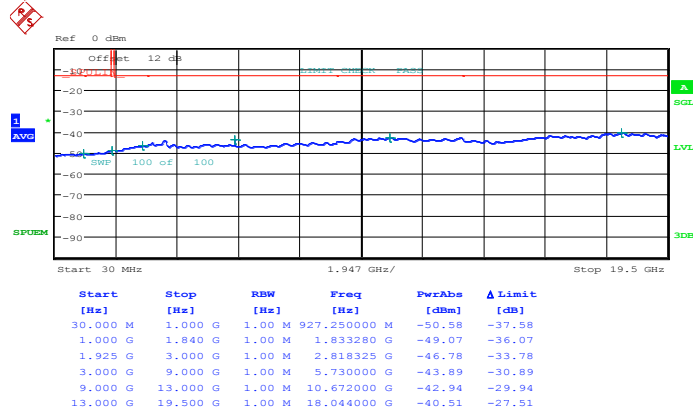


Date: 6.JUN.2014 22:46:41



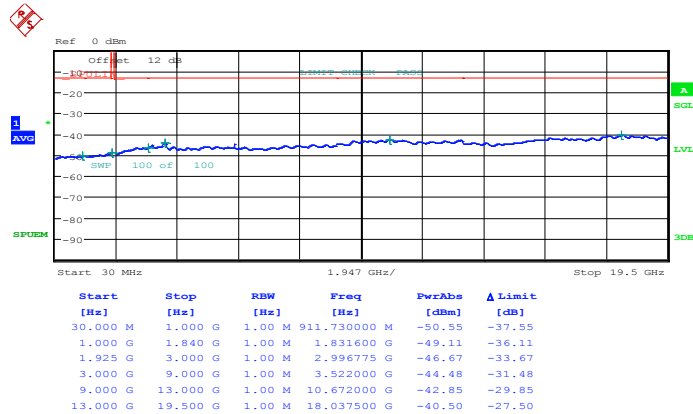
Band :	LTE Band 25	Channel :	CH26665 (High)
Band Width :	5MHz		

QPSK (RB Size 1, RB Offset 0)



Date: 8.JUN.2014 14:04:02

16QAM (RB Size 1, RB Offset 0)

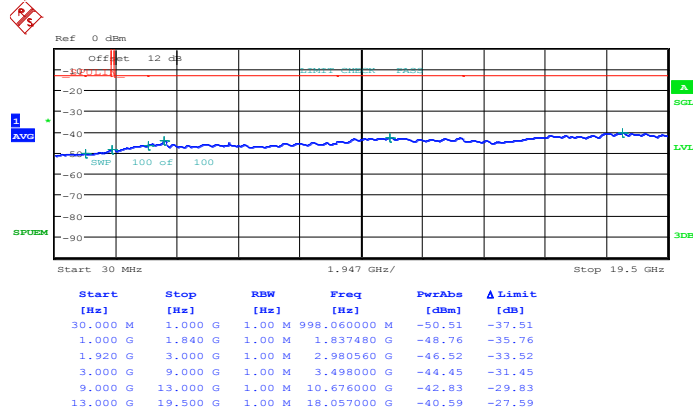


Date: 8.JUN.2014 14:05:05



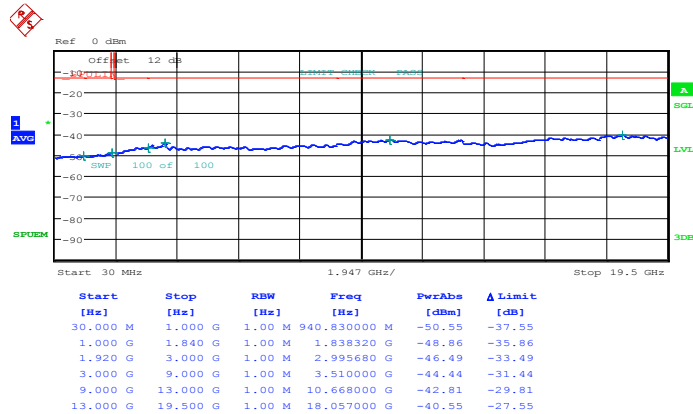
Band :	LTE Band 25	Channel :	CH26090 (Low)
Band Width :	10MHz		

QPSK (RB Size 1, RB Offset 0)



Date: 6.JUN.2014 22:58:50

16QAM (RB Size 1, RB Offset 0)

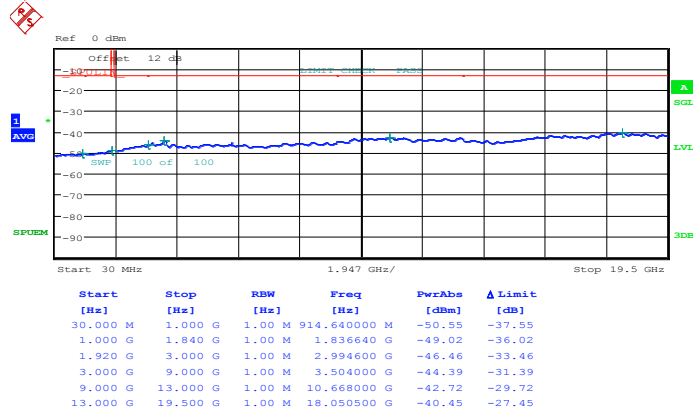


Date: 6.JUN.2014 22:59:52



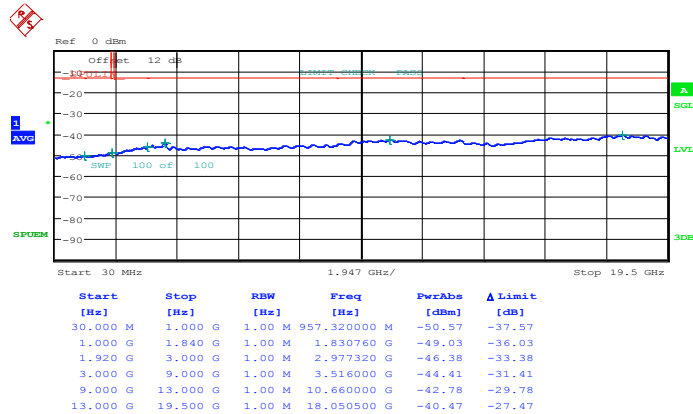
Band :	LTE Band 25	Channel :	CH26340 (Middle)
Band Width :	10MHz		

QPSK (RB Size 1, RB Offset 0)



Date: 6.JUN.2014 23:02:08

16QAM (RB Size 1, RB Offset 0)

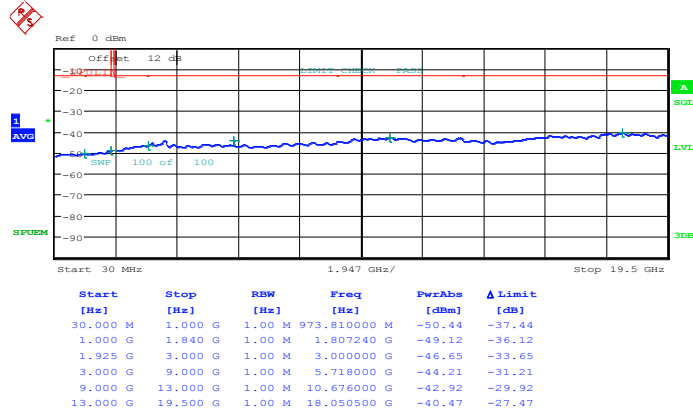


Date: 6.JUN.2014 23:03:10



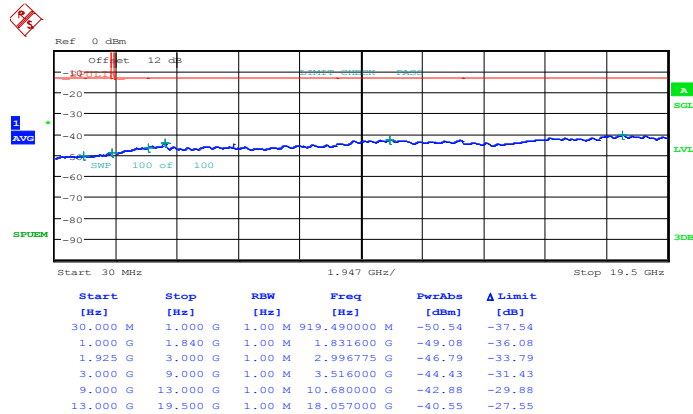
Band :	LTE Band 2	Channel :	CH26640 (High)
Band Width :	10MHz		

QPSK (RB Size 1, RB Offset 0)



Date: 8.JUN.2014 14:10:48

16QAM (RB Size 1, RB Offset 0)

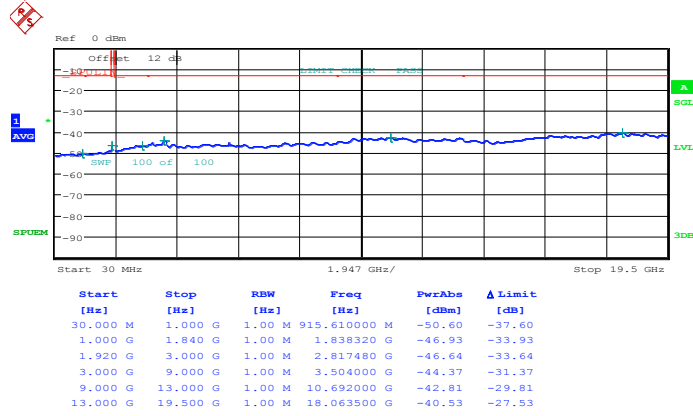


Date: 8.JUN.2014 14:11:51



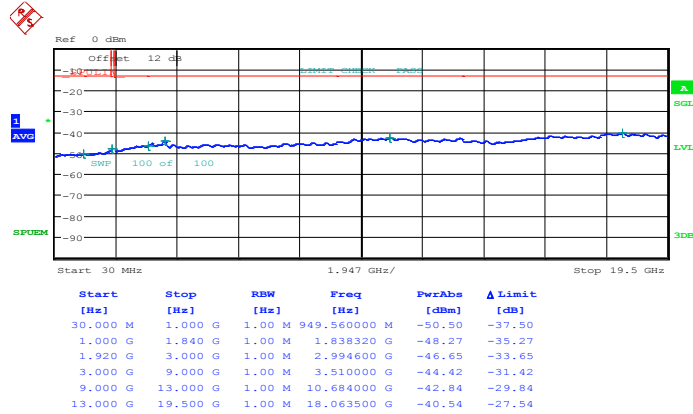
Band :	LTE Band 2	Channel :	CH26115 (Low)
Band Width :	15MHz		

QPSK (RB Size 1, RB Offset 0)



Date: 6.JUN.2014 23:15:18

16QAM (RB Size 1, RB Offset 0)

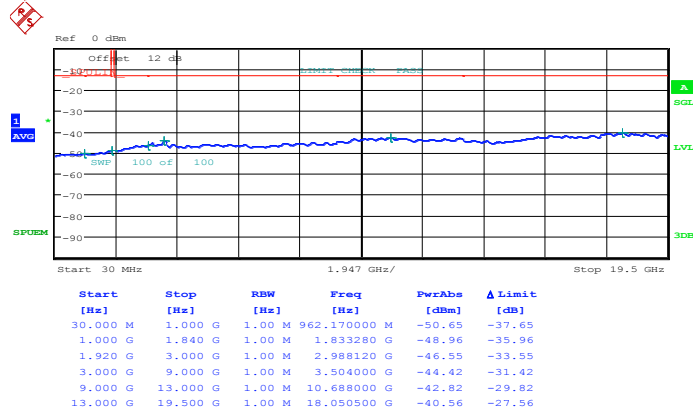


Date: 6.JUN.2014 23:16:21



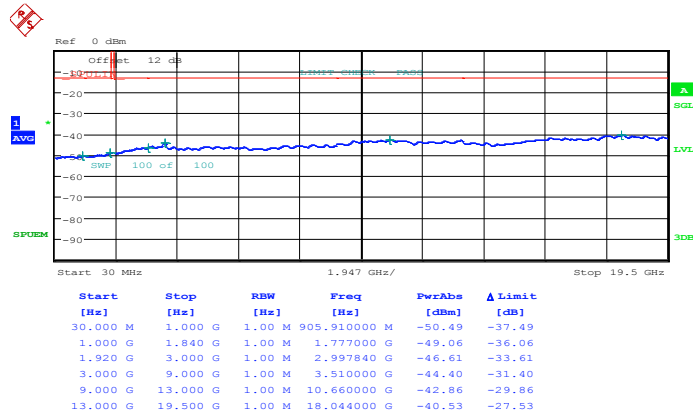
Band :	LTE Band 2	Channel :	CH26340 (Middle)
Band Width :	15MHz		

QPSK (RB Size 1, RB Offset 0)



Date: 6.JUN.2014 23:18:36

16QAM (RB Size 1, RB Offset 0)

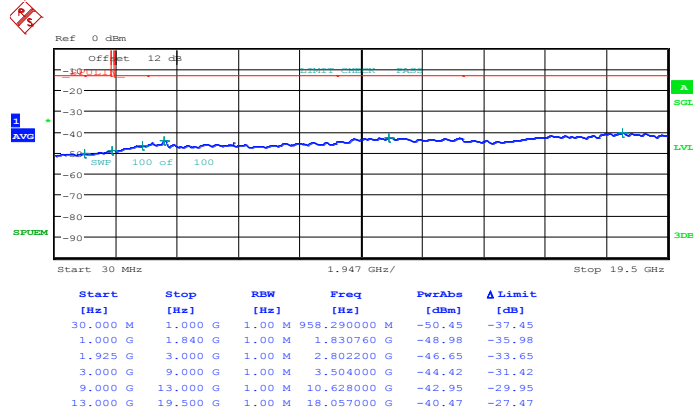


Date: 6.JUN.2014 23:19:38



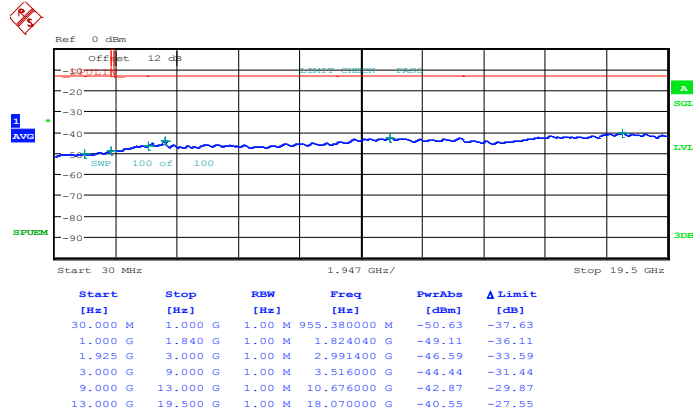
Band :	LTE Band 25	Channel :	CH26615 (High)
Band Width :	15MHz		

QPSK (RB Size 1, RB Offset 0)



Date: 8.JUN.2014 14:17:32

16QAM (RB Size 1, RB Offset 0)

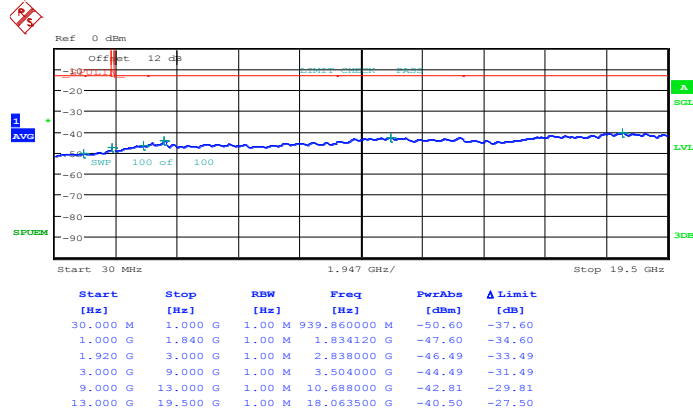


Date: 8.JUN.2014 14:18:33



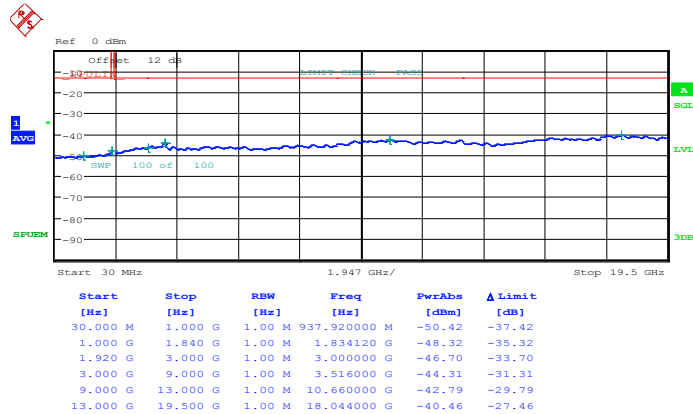
Band :	LTE Band 25	Channel :	CH26140 (Low)
Band Width :	20MHz		

QPSK (RB Size 1, RB Offset 0)



Date: 6.JUN.2014 23:31:49

16QAM (RB Size 1, RB Offset 0)

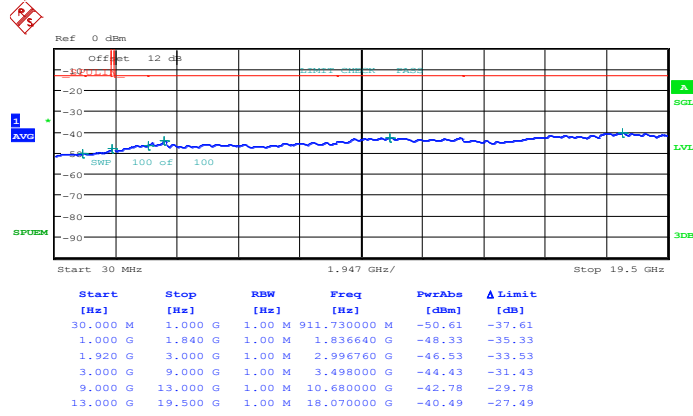


Date: 6.JUN.2014 23:32:52



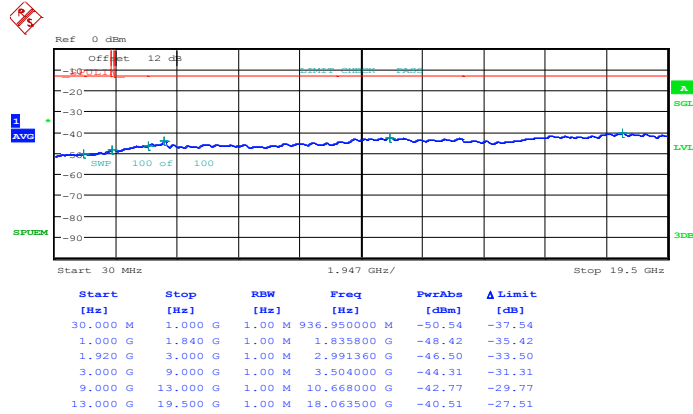
Band :	LTE Band 25	Channel :	CH26340 (Middle)
Band Width :	20MHz		

QPSK (RB Size 1, RB Offset 0)



Date: 6.JUN.2014 23:35:07

16QAM (RB Size 1, RB Offset 0)

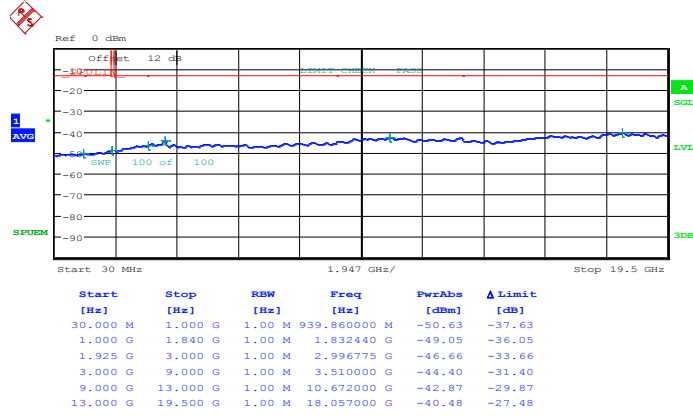


Date: 6.JUN.2014 23:36:10



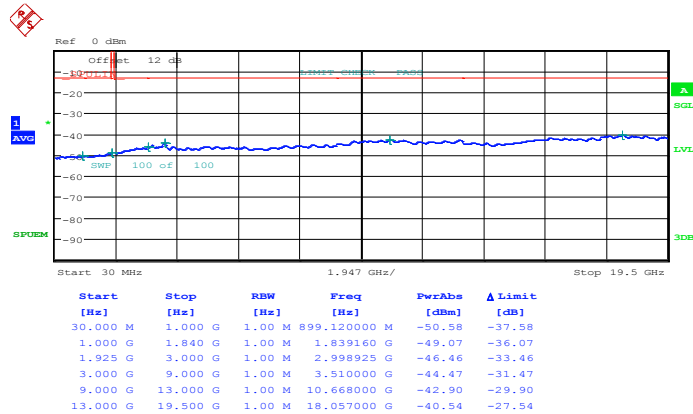
Band :	LTE Band 25	Channel :	CH26590 (High)
Band Width :	20MHz		

QPSK (RB Size 1, RB Offset 0)



Date: 8.JUN.2014 14:24:10

16QAM (RB Size 1, RB Offset 0)

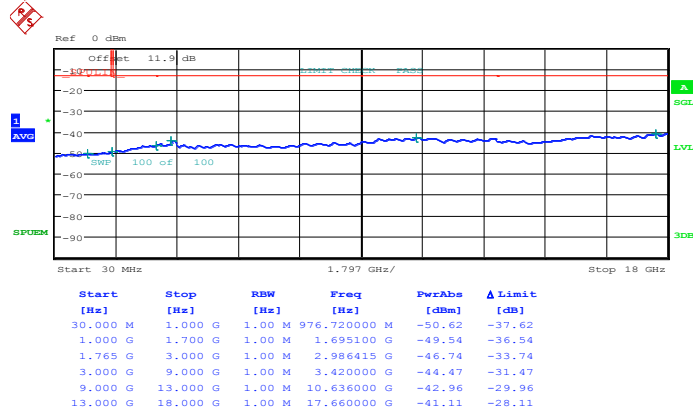


Date: 8.JUN.2014 14:25:13



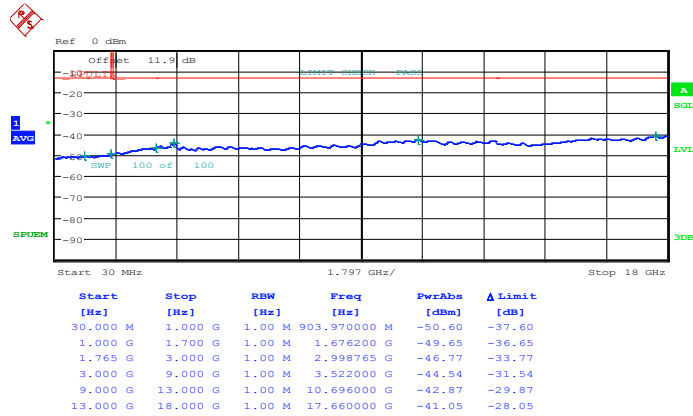
Band :	LTE Band 4	Channel :	CH19957 (Low)
Band Width :	1.4MHz		

QPSK (RB Size 1, RB Offset 0)



Date: 6.JUN.2014 23:54:48

16QAM (RB Size 1, RB Offset 0)

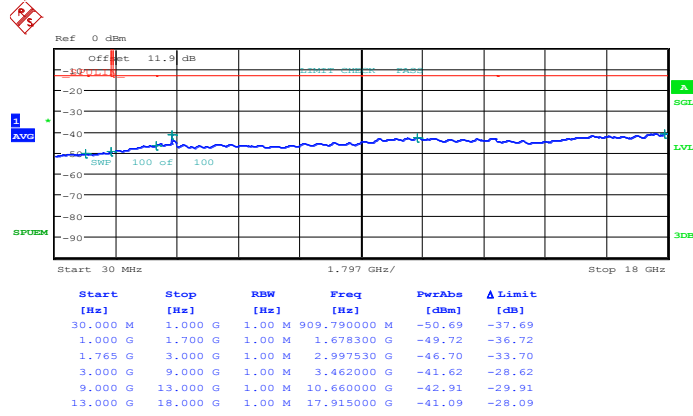


Date: 6.JUN.2014 23:55:50



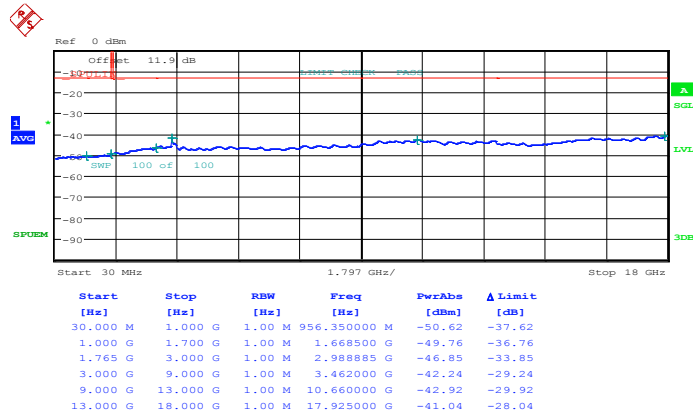
Band :	LTE Band 4	Channel :	CH20175 (Middle)
Band Width :	1.4MHz		

QPSK (RB Size 1, RB Offset 0)



Date: 6.JUN.2014 23:58:05

16QAM (RB Size 1, RB Offset 0)

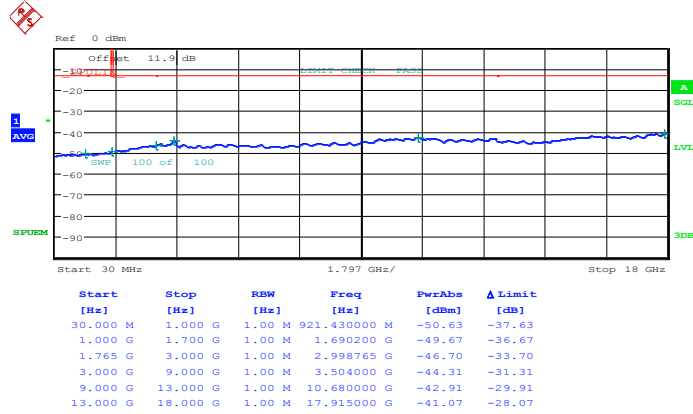


Date: 6.JUN.2014 23:59:08



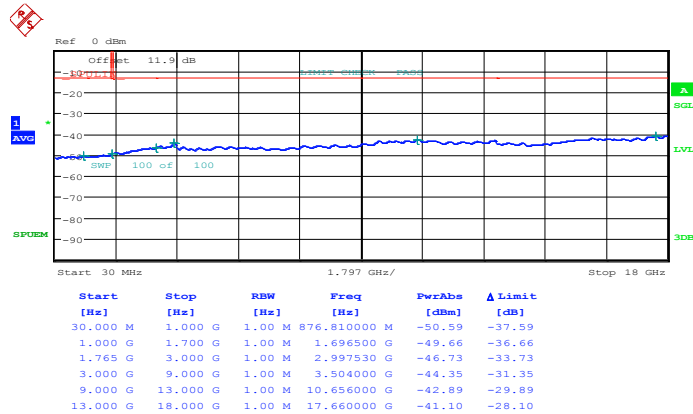
Band :	LTE Band 4	Channel :	CH20393 (High)
Band Width :	1.4MHz		

QPSK (RB Size 1, RB Offset 0)



Date: 7.JUN.2014 00:04:40

16QAM (RB Size 1, RB Offset 0)

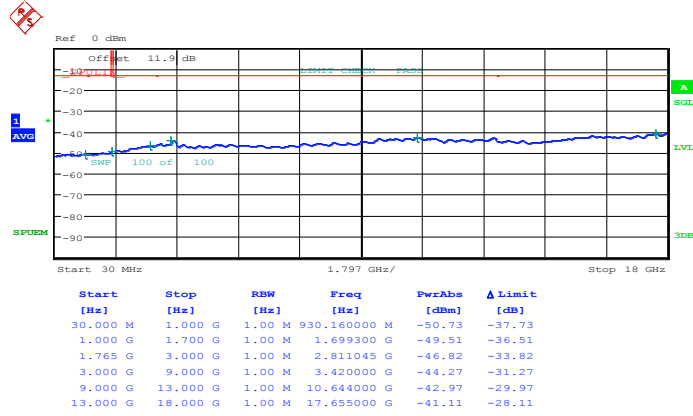


Date: 7.JUN.2014 00:05:42



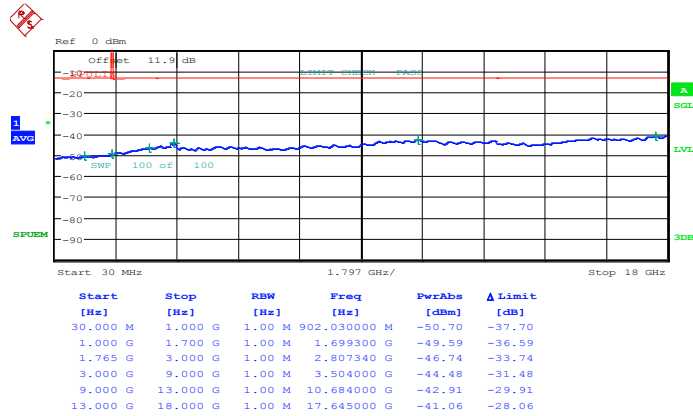
Band :	LTE Band 4	Channel :	CH19965 (Low)
Band Width :	3MHz		

QPSK (RB Size 1, RB Offset 0)



Date: 7.JUN.2014 00:11:18

16QAM (RB Size 1, RB Offset 0)

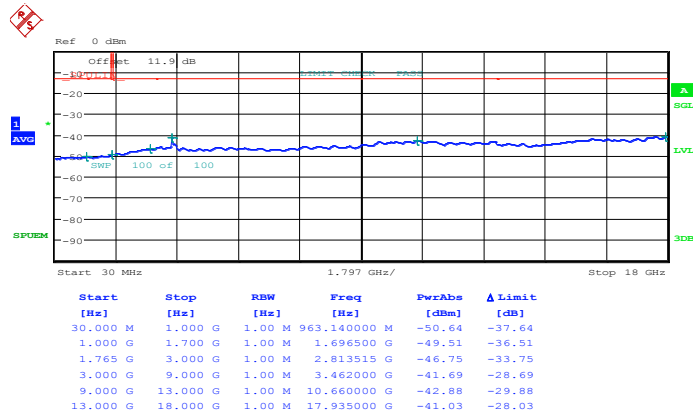


Date: 7.JUN.2014 00:12:20



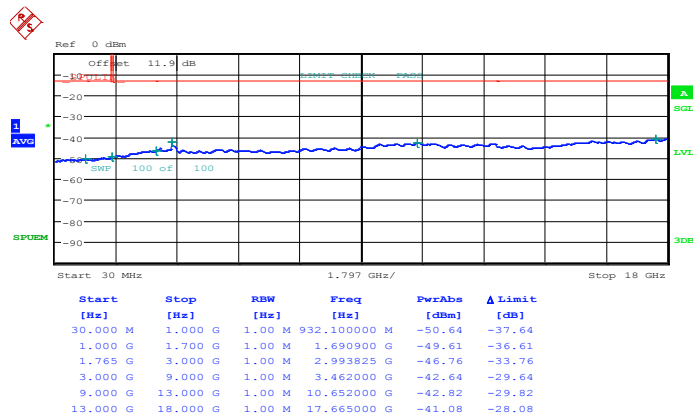
Band :	LTE Band 4	Channel :	CH20175 (Middle)
Band Width :	3MHz		

QPSK (RB Size 1, RB Offset 0)



Date: 7.JUN.2014 00:14:36

16QAM (RB Size 1, RB Offset 0)

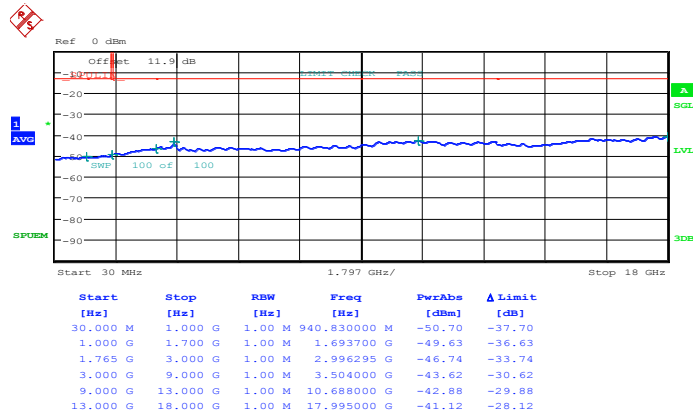


Date: 7.JUN.2014 00:15:38



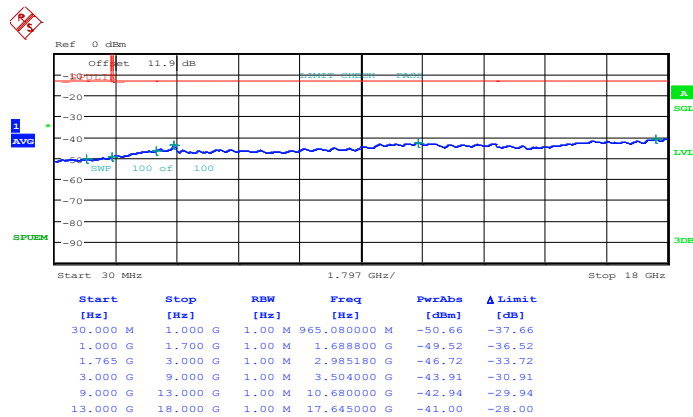
Band :	LTE Band 4	Channel :	CH20385 (High)
Band Width :	3MHz		

QPSK (RB Size 1, RB Offset 0)



Date: 7.JUN.2014 00:21:12

16QAM (RB Size 1, RB Offset 0)

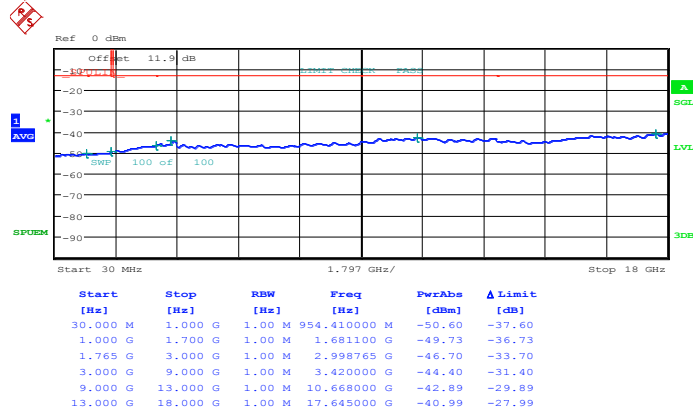


Date: 7.JUN.2014 00:22:14



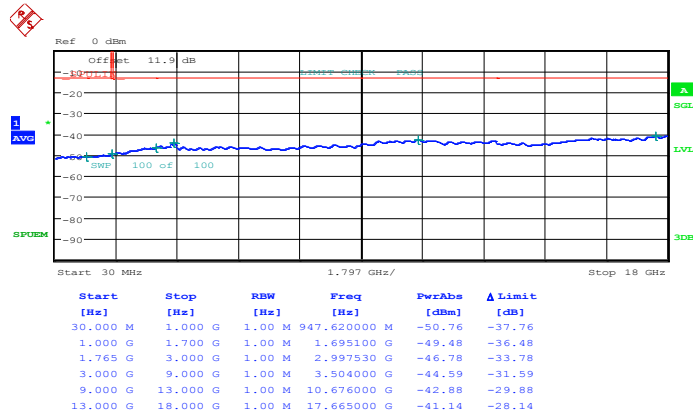
Band :	LTE Band 4	Channel :	CH19975 (Low)
Band Width :	5MHz		

QPSK (RB Size 1, RB Offset 0)



Date: 7.JUN.2014 00:27:51

16QAM (RB Size 1, RB Offset 0)

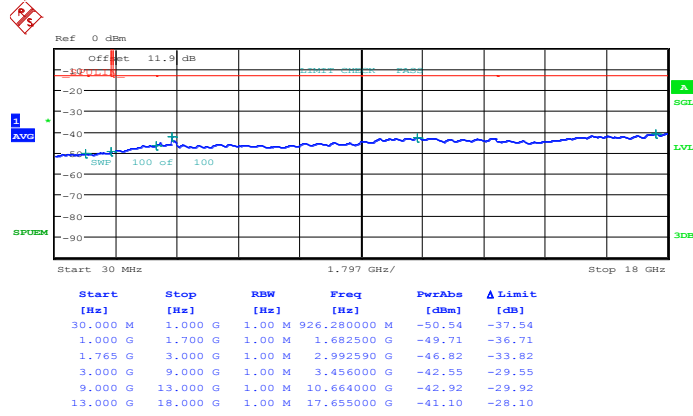


Date: 7.JUN.2014 00:28:53



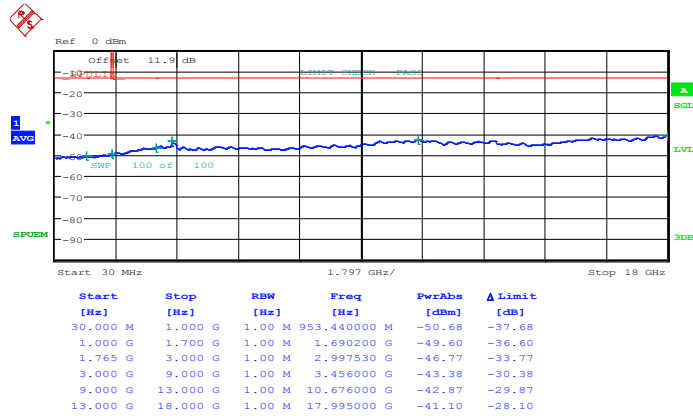
Band :	LTE Band 4	Channel :	CH20175 (Middle)
Band Width :	5MHz		

QPSK (RB Size 1, RB Offset 0)



Date: 7.JUN.2014 00:31:08

16QAM (RB Size 1, RB Offset 0)

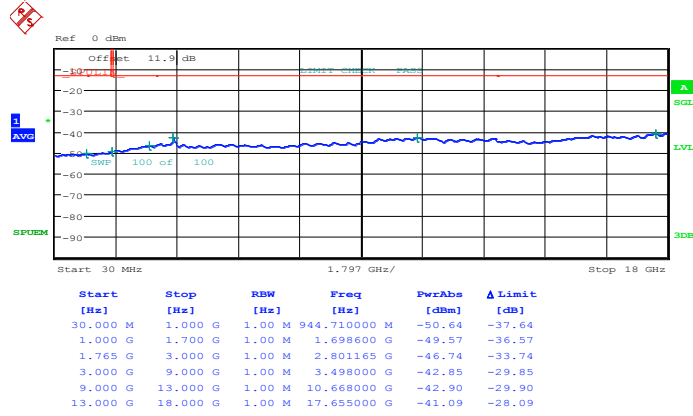


Date: 7.JUN.2014 00:32:10



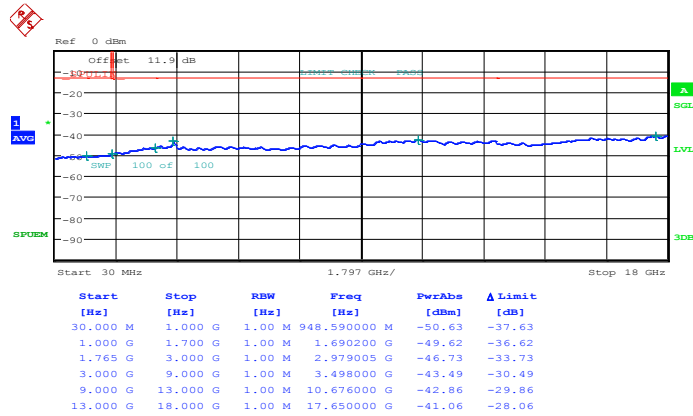
Band :	LTE Band 4	Channel :	CH20375 (High)
Band Width :	5MHz		

QPSK (RB Size 1, RB Offset 0)



Date: 7.JUN.2014 00:37:42

16QAM (RB Size 1, RB Offset 0)

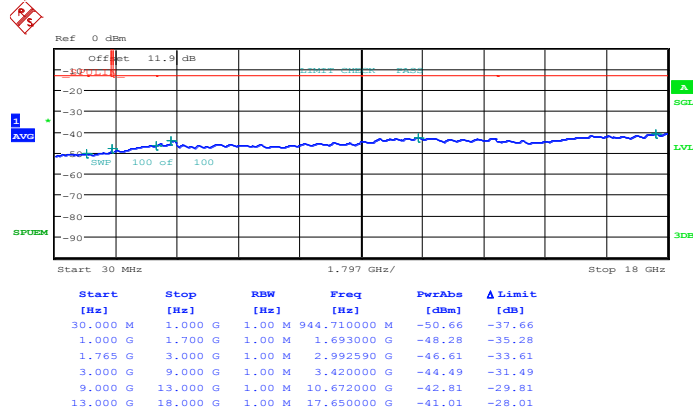


Date: 7.JUN.2014 00:38:44



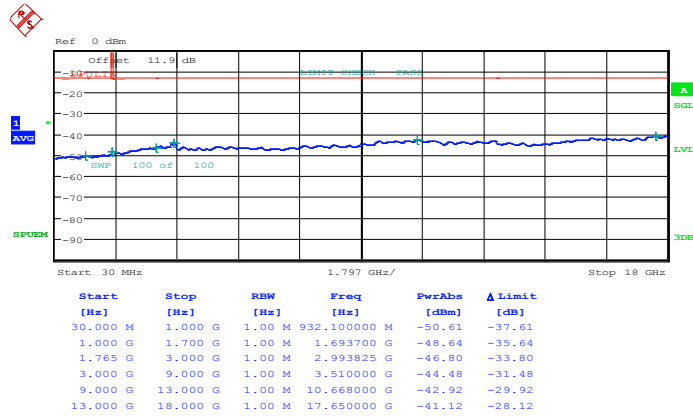
Band :	LTE Band 4	Channel :	CH20000 (Low)
Band Width :	10MHz		

QPSK (RB Size 1, RB Offset 0)



Date: 7.JUN.2014 01:04:01

16QAM (RB Size 1, RB Offset 0)

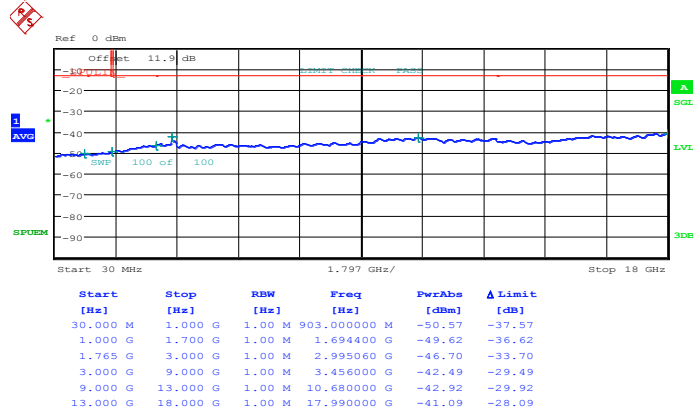


Date: 7.JUN.2014 01:05:03



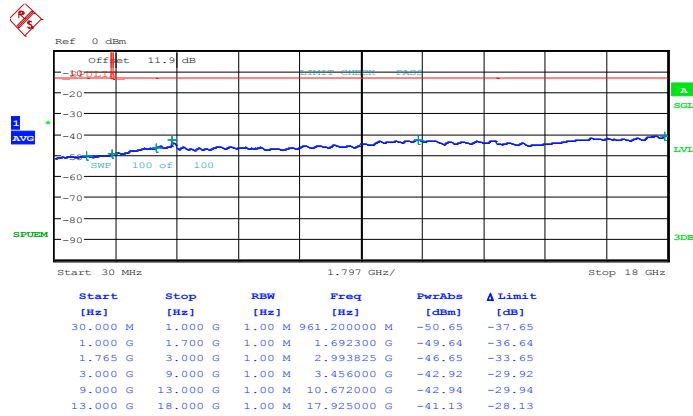
Band :	LTE Band 4	Channel :	CH20175 (Middle)
Band Width :	10MHz		

QPSK (RB Size 1, RB Offset 0)



Date: 7.JUN.2014 01:07:19

16QAM (RB Size 1, RB Offset 0)

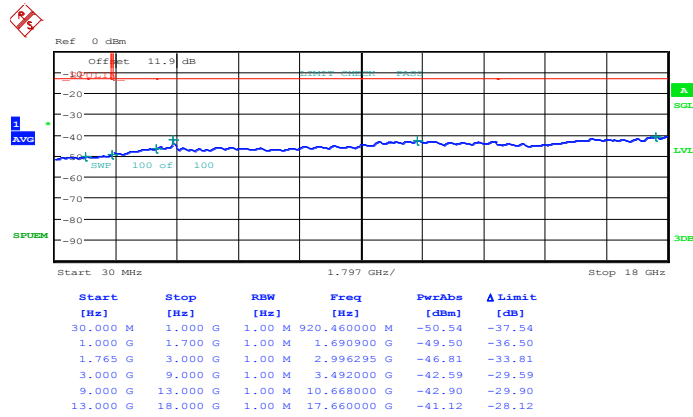


Date: 7.JUN.2014 01:08:21



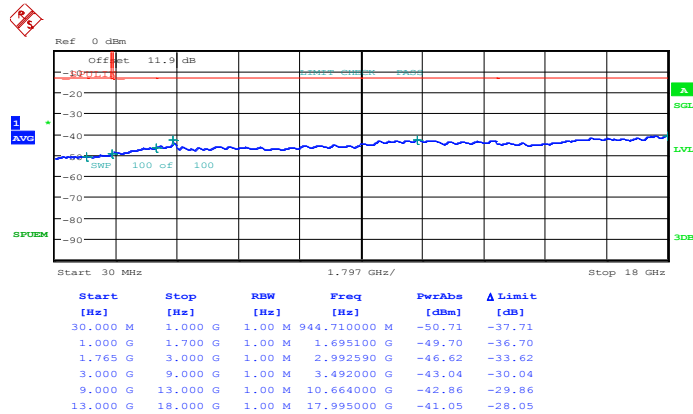
Band :	LTE Band 4	Channel :	CH20350 (High)
Band Width :	10MHz		

QPSK (RB Size 1, RB Offset 0)



Date: 7.JUN.2014 01:13:53

16QAM (RB Size 1, RB Offset 0)

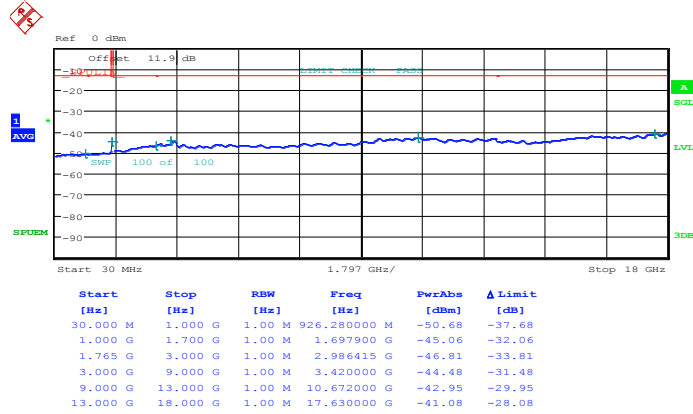


Date: 7.JUN.2014 01:14:55



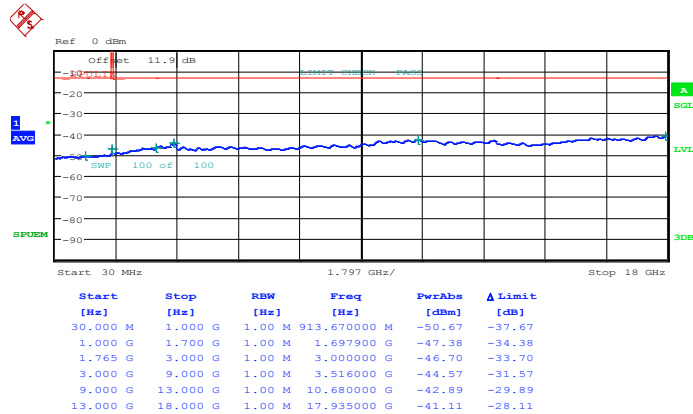
Band :	LTE Band 4	Channel :	CH20025 (Low)
Band Width :	15MHz		

QPSK (RB Size 1, RB Offset 0)



Date: 7.JUN.2014 01:20:31

16QAM (RB Size 1, RB Offset 0)

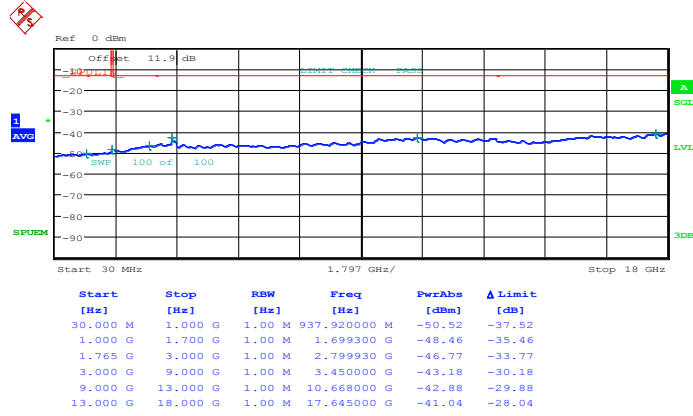


Date: 7.JUN.2014 01:21:33



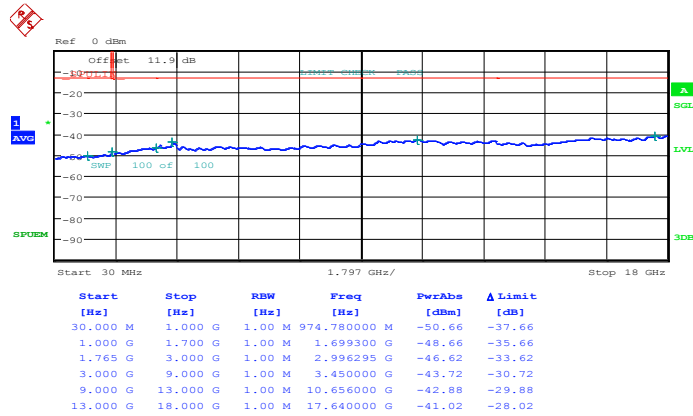
Band :	LTE Band 4	Channel :	CH20175 (Middle)
Band Width :	15MHz		

QPSK (RB Size 1, RB Offset 0)



Date: 7.JUN.2014 01:23:49

16QAM (RB Size 1, RB Offset 0)

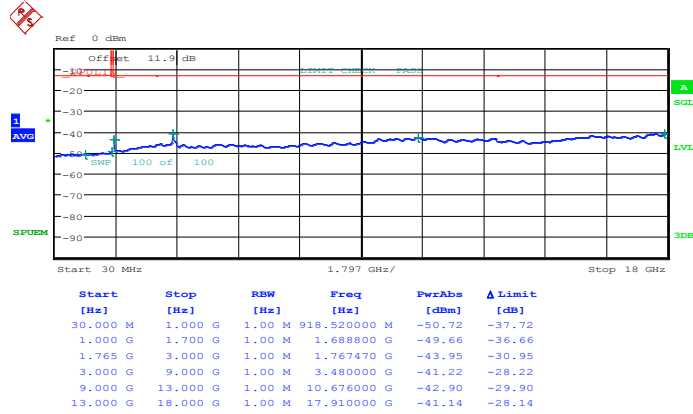


Date: 7.JUN.2014 01:24:51



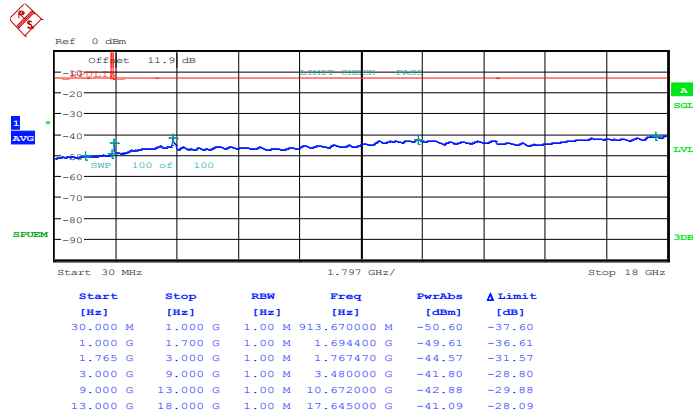
Band :	LTE Band 4	Channel :	CH20325 (High)
Band Width :	15MHz		

QPSK (RB Size 1, RB Offset 0)



Date: 7.JUN.2014 01:30:24

16QAM (RB Size 1, RB Offset 0)

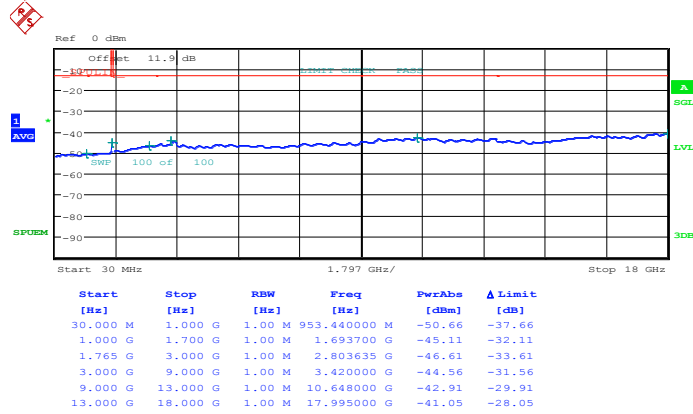


Date: 7.JUN.2014 01:31:27



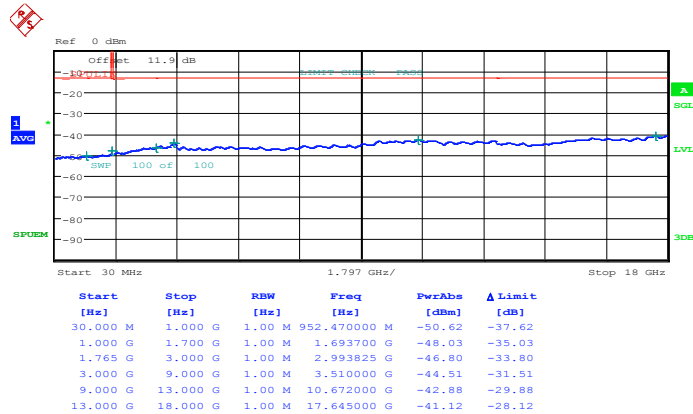
Band :	LTE Band 4	Channel :	CH20050 (Low)
Band Width :	20MHz		

QPSK (RB Size 1, RB Offset 0)



Date: 7.JUN.2014 01:37:05

16QAM (RB Size 1, RB Offset 0)

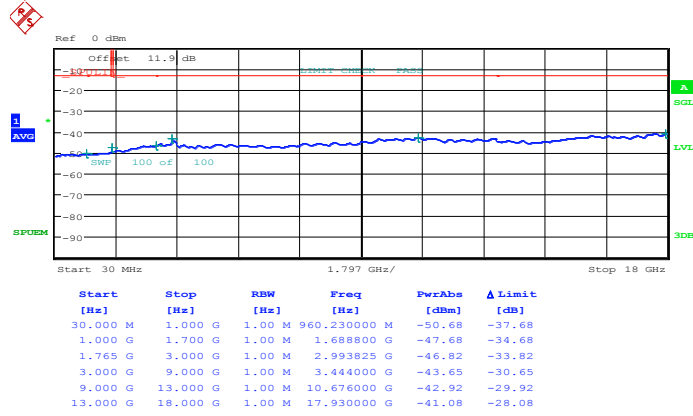


Date: 7.JUN.2014 01:38:08



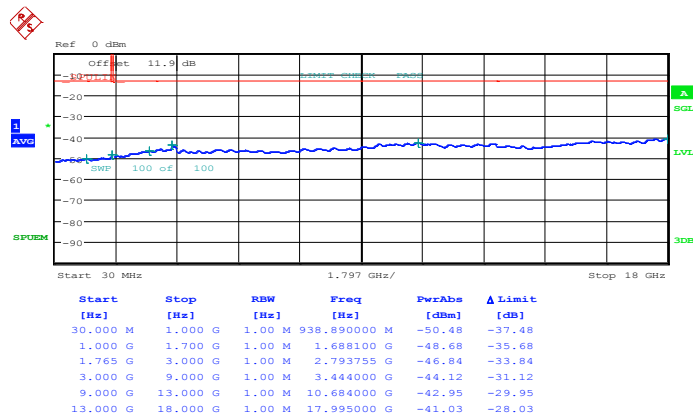
Band :	LTE Band 4	Channel :	CH20175 (Middle)
Band Width :	20MHz		

QPSK (RB Size 1, RB Offset 0)



Date: 7.JUN.2014 01:40:23

16QAM (RB Size 1, RB Offset 0)

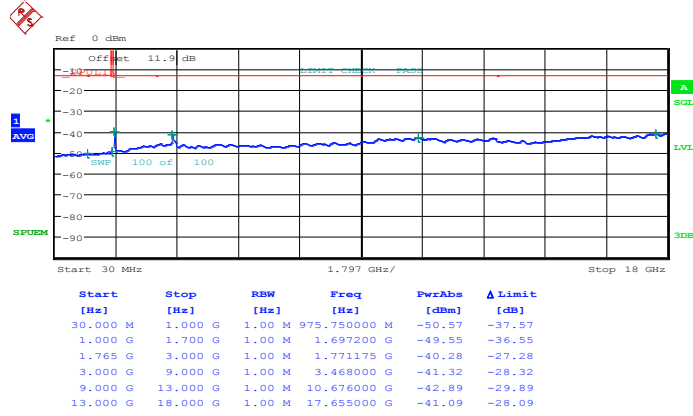


Date: 7.JUN.2014 01:41:25



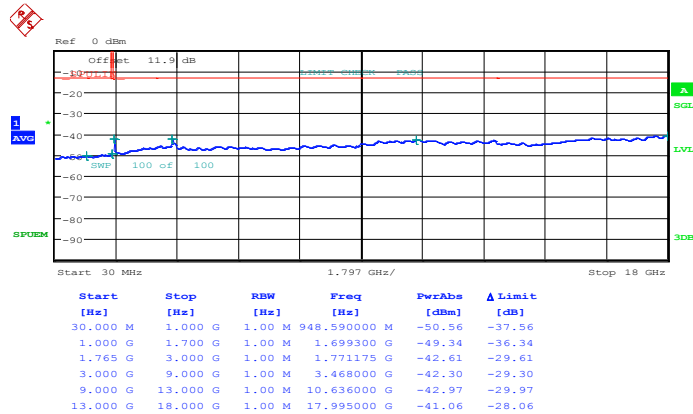
Band :	LTE Band 4	Channel :	CH20300 (High)
Band Width :	20MHz		

QPSK (RB Size 1, RB Offset 0)



Date: 7.JUN.2014 01:46:59

16QAM (RB Size 1, RB Offset 0)

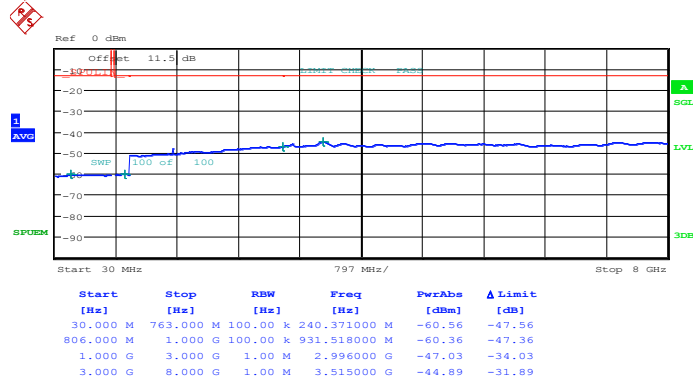


Date: 7.JUN.2014 01:48:01



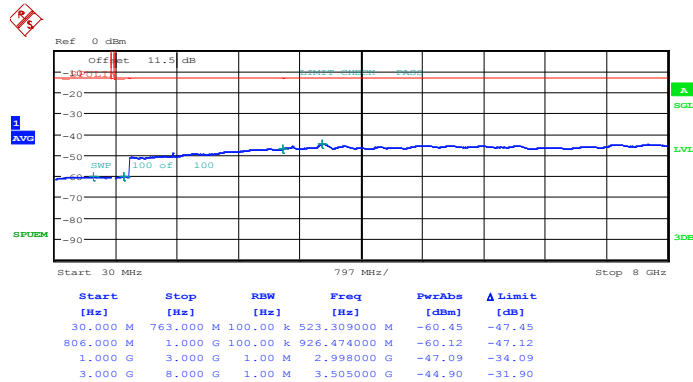
Band :	LTE Band 13	Channel :	CH23205 (Low)
Band Width :	5MHz		

QPSK (RB Size 1, RB Offset 0)



Date: 8.JUN.2014 12:38:56

16QAM (RB Size 1, RB Offset 0)

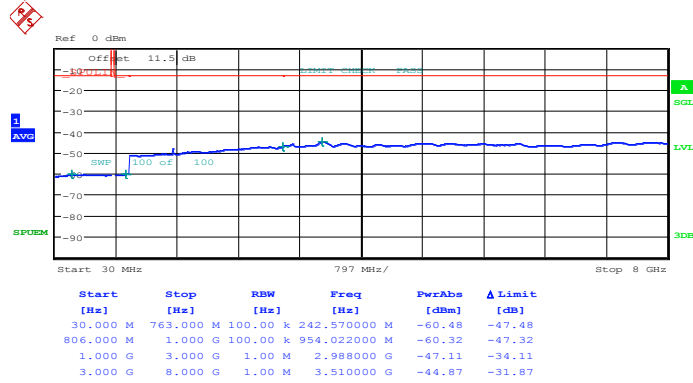


Date: 8.JUN.2014 12:40:09



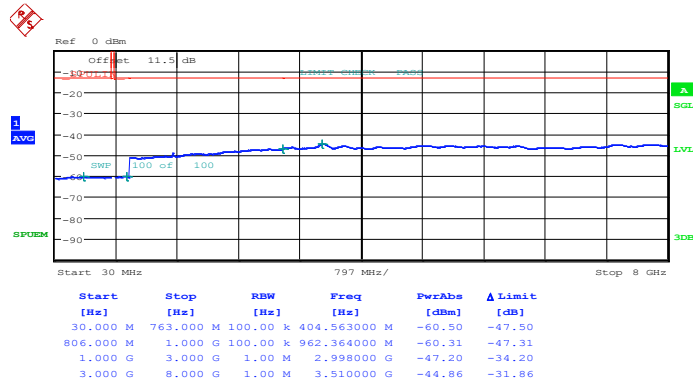
Band :	LTE Band 13	Channel :	CH23230 (Middle)
Band Width :	5MHz		

QPSK (RB Size 1, RB Offset 0)



Date: 8.JUN.2014 12:43:20

16QAM (RB Size 1, RB Offset 0)

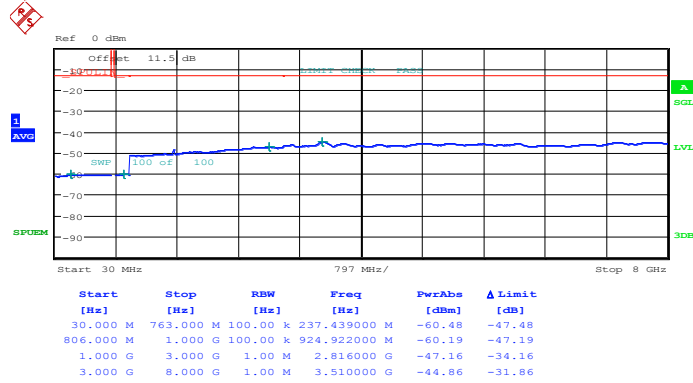


Date: 8.JUN.2014 12:41:29



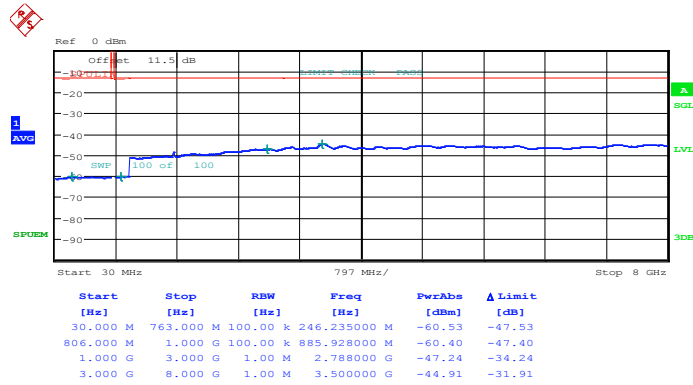
Band :	LTE Band 13	Channel :	CH23255 (High)
Band Width :	5MHz		

QPSK (RB Size 1, RB Offset 0)



Date: 8.JUN.2014 12:45:09

16QAM (RB Size 1, RB Offset 0)

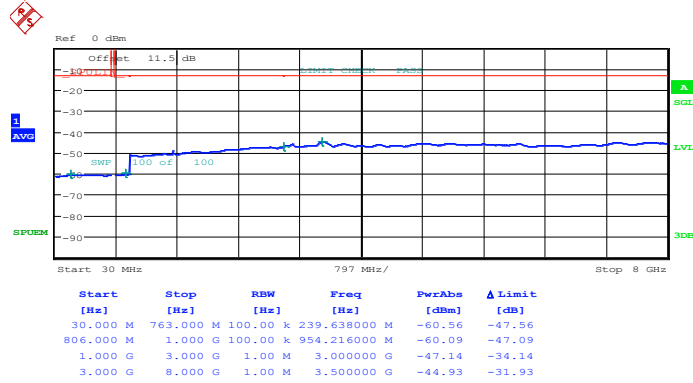


Date: 8.JUN.2014 12:46:20



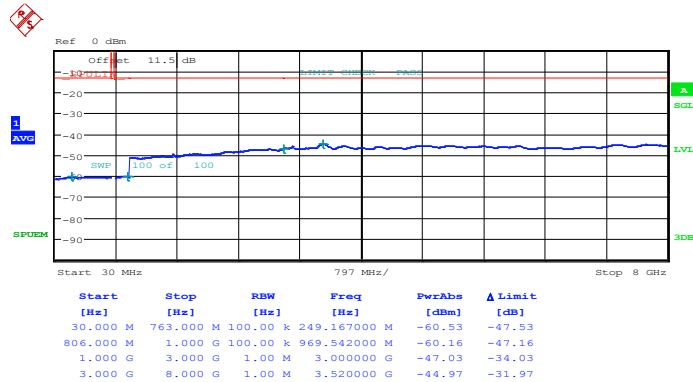
Band :	LTE Band 13	Channel :	CH23230 (Middle)
Band Width :	10MHz		

QPSK (RB Size 1, RB Offset 0)



Date: 8.JUN.2014 13:33:31

16QAM (RB Size 1, RB Offset 0)

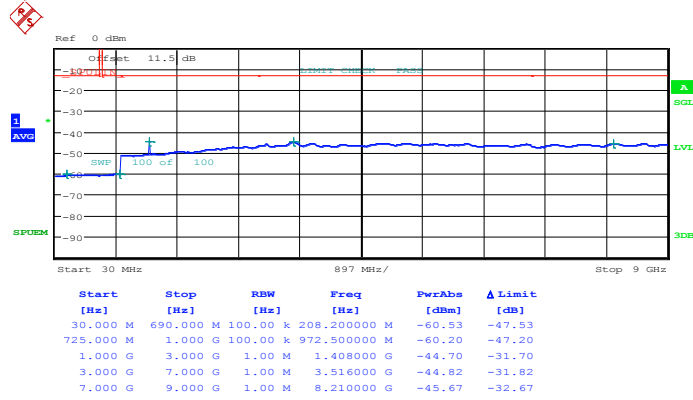


Date: 8.JUN.2014 13:35:38



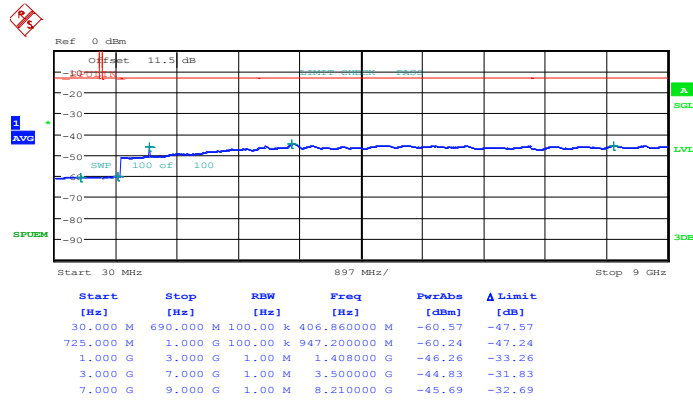
Band :	LTE Band 17	Channel :	CH23755 (Low)
Band Width :	5MHz		

QPSK (RB Size 1, RB Offset 0)



Date: 8.JUN.2014 11:32:33

16QAM (RB Size 1, RB Offset 0)

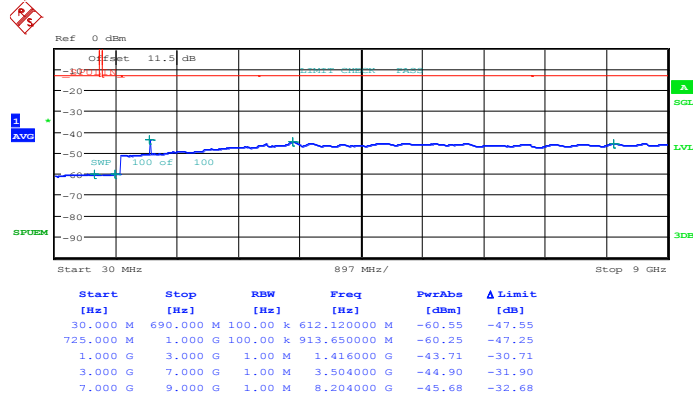


Date: 8.JUN.2014 11:33:35



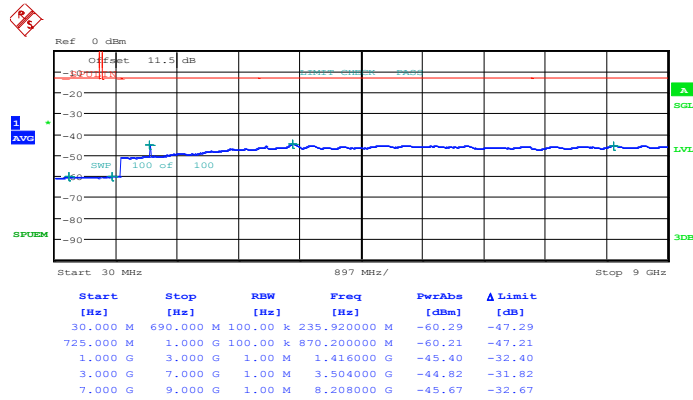
Band :	LTE Band 17	Channel :	CH23790 (Middle)
Band Width :	5MHz		

QPSK (RB Size 1, RB Offset 0)



Date: 8.JUN.2014 11:35:53

16QAM (RB Size 1, RB Offset 0)

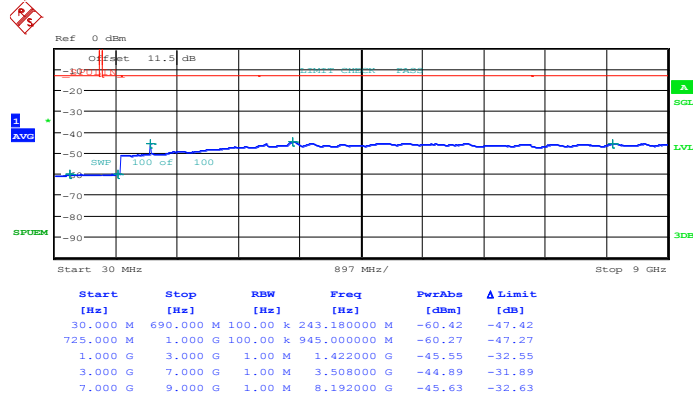


Date: 8.JUN.2014 11:36:56



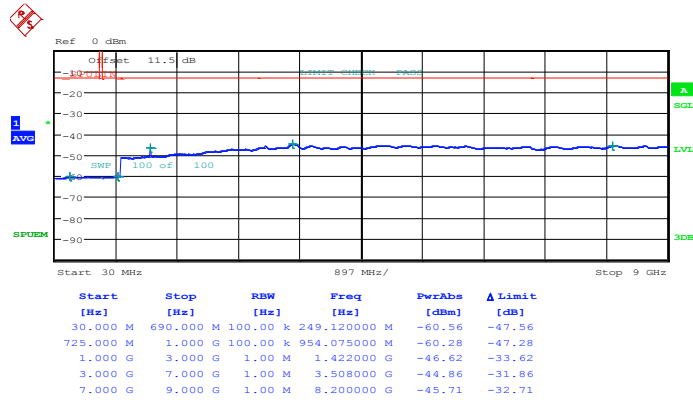
Band :	LTE Band 17	Channel :	CH23825 (High)
Band Width :	5MHz		

QPSK (RB Size 1, RB Offset 0)



Date: 8.JUN.2014 11:42:32

16QAM (RB Size 1, RB Offset 0)

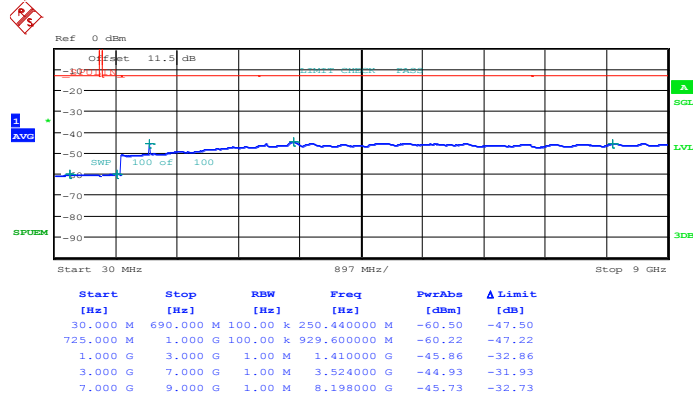


Date: 8.JUN.2014 11:43:35



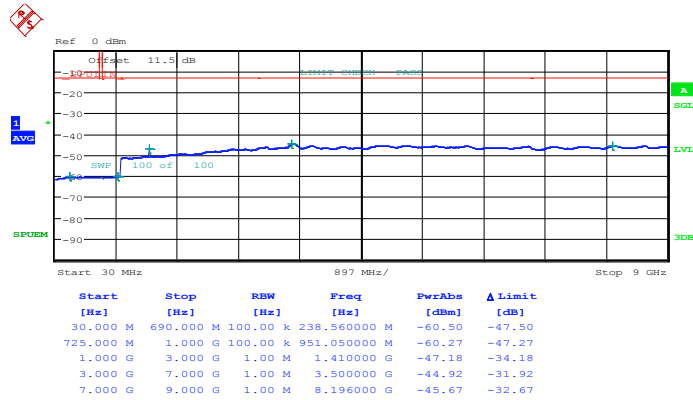
Band :	LTE Band 17	Channel :	CH23780 (Low)
Band Width :	10MHz		

QPSK (RB Size 1, RB Offset 0)



Date: 8.JUN.2014 11:49:15

16QAM (RB Size 1, RB Offset 0)

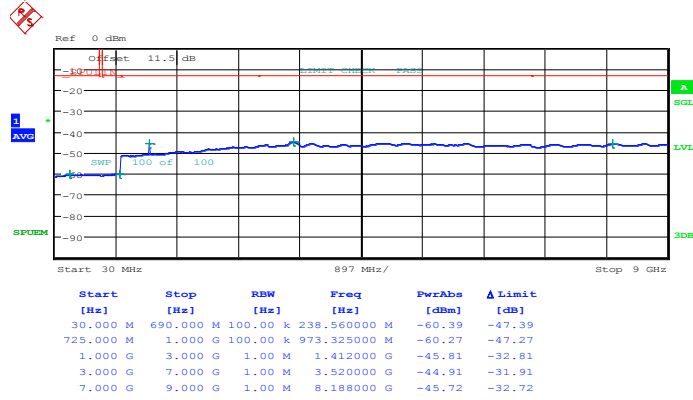


Date: 8.JUN.2014 11:50:18



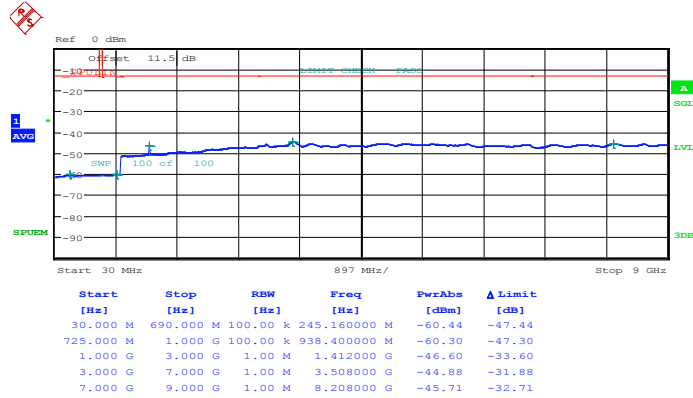
Band :	LTE Band 17	Channel :	CH23790 (Middle)
Band Width :	10MHz		

QPSK (RB Size 1, RB Offset 0)



Date: 8.JUN.2014 11:52:36

16QAM (RB Size 1, RB Offset 0)

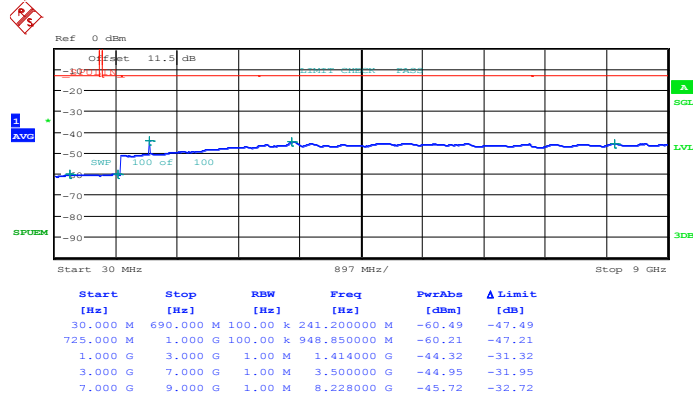


Date: 8.JUN.2014 11:53:38



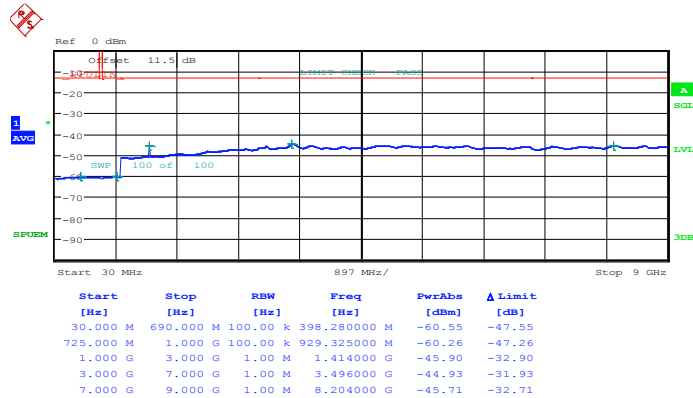
Band :	LTE Band 17	Channel :	CH23800 (High)
Band Width :	10MHz		

QPSK (RB Size 1, RB Offset 0)



Date: 8.JUN.2014 11:59:15

16QAM (RB Size 1, RB Offset 0)



Date: 8.JUN.2014 12:00:17



3.6 Radiated Spurious Emission Measurement

3.6.1 Description of Radiated Spurious Emission

The radiated spurious emission was measured by substitution method according to ANSI / TIA / EIA-603-C-2004. The power of any emission outside of the authorized operating frequency ranges must be attenuated below the transmitter power (P) by a factor of at least $43 + 10 \log (P)$ dB.

For LTE Band 13,17

For operations in the 746-758 MHz, 775-788 MHz, and 805-806 MHz bands, emissions in the band 1559-1610 MHz shall be limited to -70 dBW/MHz equivalent isotropically radiated power (EIRP) for wideband signals, and -80 dBW EIRP for discrete emissions of less than 700 Hz bandwidth.

The spectrum is scanned from 30 MHz up to a frequency including its 10th harmonic.

3.6.2 Measuring Instruments

The measuring equipment is listed in the section 4 of this test report.

3.6.3 Test Procedures

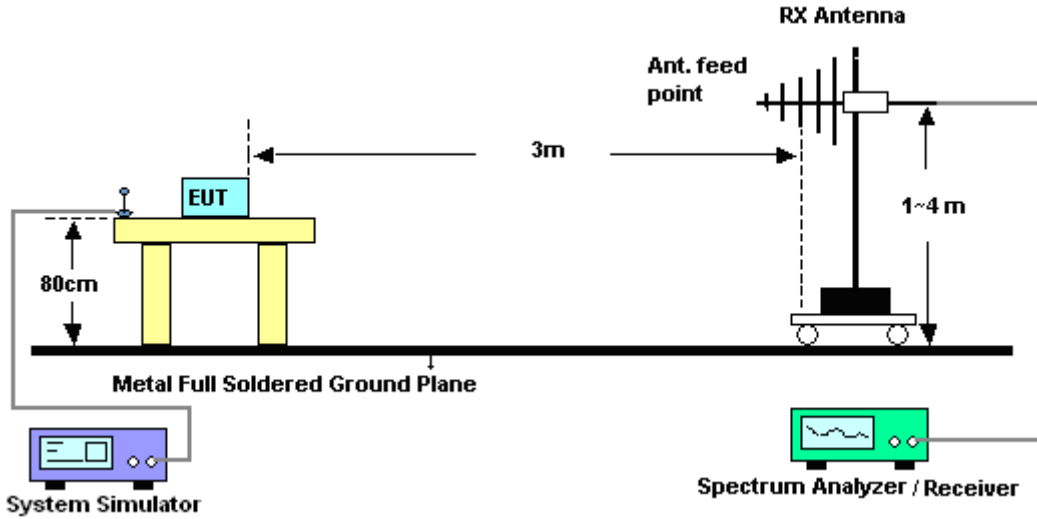
1. The EUT was placed on a rotatable wooden table with 0.8 meter above ground.
2. The EUT was set 3 meters from the receiving antenna, which was mounted on the antenna tower.
3. The table was rotated 360 degrees to determine the position of the highest spurious emission.
4. The height of the receiving antenna is varied between one meter and four meters to search the maximum spurious emission for both horizontal and vertical polarizations.
5. Make the measurement with the spectrum analyzer's RBW = 1MHz, VBW = 3MHz, taking the record of maximum spurious emission.
6. A horn antenna was substituted in place of the EUT and was driven by a signal generator.
7. Tune the output power of signal generator to the same emission level with EUT maximum spurious emission.
8. Taking the record of output power at antenna port.
9. Repeat step 7 to step 8 for another polarization.
10. The RF fundamental frequency should be excluded against the limit line in the operating frequency band.

The limit line is derived from $43 + 10\log(P)$ dB below the transmitter power P(Watts)
= P(W)- [43 + 10log(P)] (dB)
= [30 + 10log(P)] (dBm) - [43 + 10log(P)] (dB)
= -13dBm.

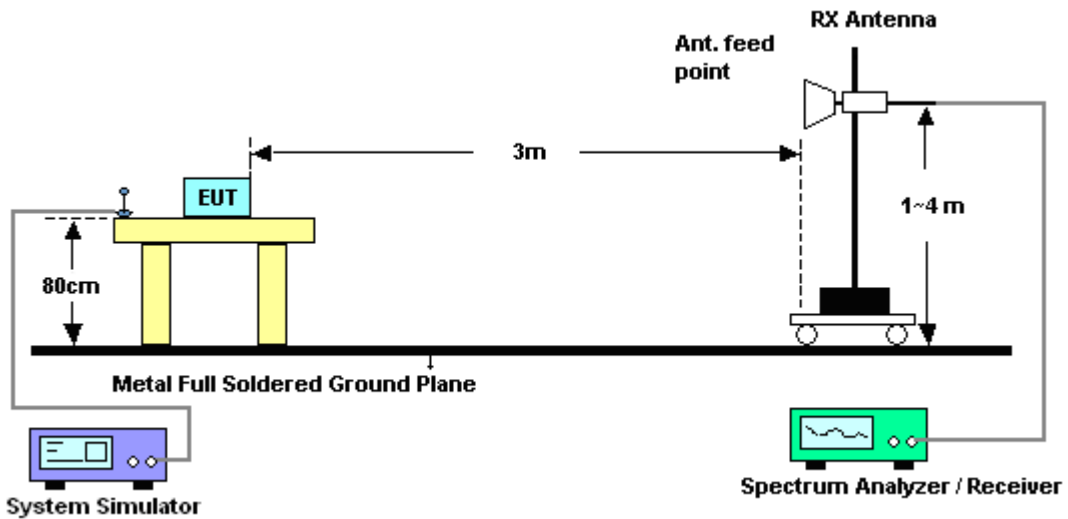
11. EIRP (dBm) = S.G. Power – Tx Cable Loss + Tx Antenna Gain
12. ERP (dBm) = EIRP - 2.15

3.6.4 Test Setup

For radiated emissions from 30MHz to 1GHz



For radiated emissions above 1GHz





3.6.5 Test Result of Field Strength of Spurious Radiated

<Low Channel>

Band :	LTE Band 5		Temperature :	22~25°C					
Test Mode :	1.4MHz QPSK RB Size 1 Offset 0		Relative Humidity :	47~49%					
Test Engineer :	Kyle Chung and Abi Lin		Polarization :	Horizontal					
Remark :	Spurious emissions within 30-10th harmonic were found more than 20dB below limit line.								
Frequency (MHz)	ERP (dBm)	Limit (dBm)	Over Limit (dB)	SPA Reading (dBm)	S.G. Power (dBm)	TX Cable loss (dB)	TX Antenna Gain (dBi)	Polarization (H/V)	Result
1648	-57.20	-13	-44.20	-61.73	-58.94	1.61	5.50	H	Pass
2472	-51.68	-13	-38.68	-59.74	-53.68	2.09	6.24	H	Pass
3296	-50.99	-13	-37.99	-61.86	-53.85	3.08	8.09	H	Pass

Band :	LTE Band 5		Temperature :	22~25°C					
Test Mode :	1.4MHz QPSK RB Size 1 Offset 0		Relative Humidity :	47~49%					
Test Engineer :	Kyle Chung and Abi Lin		Polarization :	Vertical					
Remark :	Spurious emissions within 30-10th harmonic were found more than 20dB below limit line.								
Frequency (MHz)	ERP (dBm)	Limit (dBm)	Over Limit (dB)	SPA Reading (dBm)	S.G. Power (dBm)	TX Cable loss (dB)	TX Antenna Gain (dBi)	Polarization (H/V)	Result
1648	-55.26	-13	-42.26	-58.66	-57	1.61	5.50	V	Pass
2472	-51.64	-13	-38.64	-61.18	-53.64	2.09	6.24	V	Pass
3296	-50.28	-13	-37.28	-60.8	-53.14	3.08	8.09	V	Pass



<Middle Channel>

Band :	LTE Band 5		Temperature :	22~25°C					
Test Mode :	1.4MHz QPSK RB Size 1 Offset 0		Relative Humidity :	47~49%					
Test Engineer :	Kyle Chung and Abi Lin		Polarization :	Horizontal					
Remark :	Spurious emissions within 30-10th harmonic were found more than 20dB below limit line.								
Frequency (MHz)	ERP (dBm)	Limit (dBm)	Over Limit (dB)	SPA Reading (dBm)	S.G. Power (dBm)	TX Cable loss (dB)	TX Antenna Gain (dBi)	Polarization (H/V)	Result
1672	-46.50	-13	-33.50	-51.34	-48.22	1.62	5.49	H	Pass
2512	-46.71	-13	-33.71	-54.94	-48.68	2.1	6.22	H	Pass
3344	-43.33	-13	-30.33	-54.2	-46.22	3.03	8.07	H	Pass
4184	-47.59	-13	-34.59	-61.68	-52.13	2.52	9.21	H	Pass

Band :	LTE Band 5		Temperature :	22~25°C					
Test Mode :	1.4MHz QPSK RB Size 1 Offset 0		Relative Humidity :	47~49%					
Test Engineer :	Kyle Chung and Abi Lin		Polarization :	Vertical					
Remark :	Spurious emissions within 30-10th harmonic were found more than 20dB below limit line.								
Frequency (MHz)	ERP (dBm)	Limit (dBm)	Over Limit (dB)	SPA Reading (dBm)	S.G. Power (dBm)	TX Cable loss (dB)	TX Antenna Gain (dBi)	Polarization (H/V)	Result
1672	-47.59	-13	-34.59	-51.45	-49.31	1.62	5.49	V	Pass
2512	-45.71	-13	-32.71	-55.35	-47.68	2.1	6.22	V	Pass
3344	-44.24	-13	-31.24	-55.23	-47.13	3.03	8.07	V	Pass
4184	-46.24	-13	-33.24	-59.65	-50.78	2.52	9.21	V	Pass



<High Channel>

Band :	LTE Band 5		Temperature :	22~25°C					
Test Mode :	1.4MHz QPSK RB Size 1 Offset 0		Relative Humidity :	47~49%					
Test Engineer :	Kyle Chung and Abi Lin		Polarization :	Horizontal					
Remark :	Spurious emissions within 30-10th harmonic were found more than 20dB below limit line.								
Frequency (MHz)	ERP (dBm)	Limit (dBm)	Over Limit (dB)	SPA Reading (dBm)	S.G. Power (dBm)	TX Cable loss (dB)	TX Antenna Gain (dBi)	Polarization (H/V)	Result
1696	-48.34	-13	-35.34	-52.75	-50.08	1.58	5.47	H	Pass
2544	-48.34	-13	-35.34	-56.79	-50.47	2.03	6.31	H	Pass
3392	-45.48	-13	-32.48	-56.32	-49.25	2.31	8.23	H	Pass
4240	-47.34	-13	-34.34	-62.07	-51.69	2.75	9.25	H	Pass

Band :	LTE Band 5		Temperature :	22~25°C					
Test Mode :	1.4MHz QPSK RB Size 1 Offset 0		Relative Humidity :	47~49%					
Test Engineer :	Kyle Chung and Abi Lin		Polarization :	Vertical					
Remark :	Spurious emissions within 30-10th harmonic were found more than 20dB below limit line.								
Frequency (MHz)	ERP (dBm)	Limit (dBm)	Over Limit (dB)	SPA Reading (dBm)	S.G. Power (dBm)	TX Cable loss (dB)	TX Antenna Gain (dBi)	Polarization (H/V)	Result
1696	-50.29	-13	-37.29	-53.84	-52.03	1.58	5.47	V	Pass
2544	-44.42	-13	-31.42	-54.15	-46.55	2.03	6.31	V	Pass
3392	-44.35	-13	-31.35	-55.05	-48.12	2.31	8.23	V	Pass
4240	-46.34	-13	-33.34	-60.14	-50.69	2.75	9.25	V	Pass



<Low Channel>

Band :	LTE Band 5		Temperature :	22~25°C					
Test Mode :	3MHz QPSK RB Size 1 Offset 0		Relative Humidity :	47~49%					
Test Engineer :	Kyle Chung and Abi Lin		Polarization :	Horizontal					
Remark :	Spurious emissions within 30-10th harmonic were found more than 20dB below limit line.								
Frequency (MHz)	ERP (dBm)	Limit (dBm)	Over Limit (dB)	SPA Reading (dBm)	S.G. Power (dBm)	TX Cable loss (dB)	TX Antenna Gain (dBi)	Polarization (H/V)	Result
1648	-56.48	-13	-43.48	-61.37	-58.22	1.6	5.49	H	Pass
2472	-51.75	-13	-38.75	-59.54	-53.78	2.08	6.26	H	Pass
3296	-51.82	-13	-38.82	-62.48	-54.69	3.09	8.11	H	Pass

Band :	LTE Band 5		Temperature :	22~25°C					
Test Mode :	3MHz QPSK RB Size 1 Offset 0		Relative Humidity :	47~49%					
Test Engineer :	Kyle Chung and Abi Lin		Polarization :	Vertical					
Remark :	Spurious emissions within 30-10th harmonic were found more than 20dB below limit line.								
Frequency (MHz)	ERP (dBm)	Limit (dBm)	Over Limit (dB)	SPA Reading (dBm)	S.G. Power (dBm)	TX Cable loss (dB)	TX Antenna Gain (dBi)	Polarization (H/V)	Result
1648	-55.38	-13	-42.38	-58.95	-57.12	1.6	5.49	V	Pass
2472	-52.18	-13	-39.18	-61.47	-54.21	2.08	6.26	V	Pass
3296	-48.81	-13	-35.81	-59.47	-51.68	3.09	8.11	V	Pass



<Middle Channel>

Band :	LTE Band 5		Temperature :	22~25°C					
Test Mode :	3MHz QPSK RB Size 1 Offset 0		Relative Humidity :	47~49%					
Test Engineer :	Kyle Chung and Abi Lin		Polarization :	Horizontal					
Remark :	Spurious emissions within 30-10th harmonic were found more than 20dB below limit line.								
Frequency (MHz)	ERP (dBm)	Limit (dBm)	Over Limit (dB)	SPA Reading (dBm)	S.G. Power (dBm)	TX Cable loss (dB)	TX Antenna Gain (dBi)	Polarization (H/V)	Result
1672	-45.61	-13	-32.61	-50.41	-47.33	1.62	5.49	H	Pass
2504	-46.70	-13	-33.70	-54.43	-48.67	2.1	6.22	H	Pass
3344	-45.46	-13	-32.46	-56.04	-48.35	3.03	8.07	H	Pass
4176	-48.57	-13	-35.57	-62.7	-53.11	2.52	9.21	H	Pass

Band :	LTE Band 5		Temperature :	22~25°C					
Test Mode :	3MHz QPSK RB Size 1 Offset 0		Relative Humidity :	47~49%					
Test Engineer :	Kyle Chung and Abi Lin		Polarization :	Vertical					
Remark :	Spurious emissions within 30-10th harmonic were found more than 20dB below limit line.								
Frequency (MHz)	ERP (dBm)	Limit (dBm)	Over Limit (dB)	SPA Reading (dBm)	S.G. Power (dBm)	TX Cable loss (dB)	TX Antenna Gain (dBi)	Polarization (H/V)	Result
1672	-47.83	-13	-34.83	-51.44	-49.55	1.62	5.49	V	Pass
2504	-46.94	-13	-33.94	-56.25	-48.91	2.1	6.22	V	Pass
3344	-46.42	-13	-33.42	-57.03	-49.31	3.03	8.07	V	Pass
4176	-45.04	-13	-32.04	-58.58	-49.58	2.52	9.21	V	Pass



<High Channel>

Band :	LTE Band 5		Temperature :	22~25°C					
Test Mode :	3MHz QPSK RB Size 1 Offset 0		Relative Humidity :	47~49%					
Test Engineer :	Kyle Chung and Abi Lin		Polarization :	Horizontal					
Remark :	Spurious emissions within 30-10th harmonic were found more than 20dB below limit line.								
Frequency (MHz)	ERP (dBm)	Limit (dBm)	Over Limit (dB)	SPA Reading (dBm)	S.G. Power (dBm)	TX Cable loss (dB)	TX Antenna Gain (dBi)	Polarization (H/V)	Result
1696	-46.48	-13	-33.48	-51.22	-48.22	1.56	5.45	H	Pass
2536	-51.23	-13	-38.23	-59.4	-53.34	2.02	6.28	H	Pass
3384	-46.63	-13	-33.63	-57.63	-50.38	2.29	8.19	H	Pass

Band :	LTE Band 5		Temperature :	22~25°C					
Test Mode :	3MHz QPSK RB Size 1 Offset 0		Relative Humidity :	47~49%					
Test Engineer :	Kyle Chung and Abi Lin		Polarization :	Vertical					
Remark :	Spurious emissions within 30-10th harmonic were found more than 20dB below limit line.								
Frequency (MHz)	ERP (dBm)	Limit (dBm)	Over Limit (dB)	SPA Reading (dBm)	S.G. Power (dBm)	TX Cable loss (dB)	TX Antenna Gain (dBi)	Polarization (H/V)	Result
1696	-48.38	-13	-35.38	-52.09	-50.12	1.56	5.45	V	Pass
2536	-44.77	-13	-31.77	-54.42	-46.88	2.02	6.28	V	Pass
3384	-47.47	-13	-34.47	-57.95	-51.22	2.29	8.19	V	Pass



<Low Channel>

Band :	LTE Band 5		Temperature :	22~25°C					
Test Mode :	5MHz QPSK RB Size 1 Offset 0		Relative Humidity :	47~49%					
Test Engineer :	Kyle Chung and Abi Lin		Polarization :	Horizontal					
Remark :	Spurious emissions within 30-10th harmonic were found more than 20dB below limit line.								
Frequency (MHz)	ERP (dBm)	Limit (dBm)	Over Limit (dB)	SPA Reading (dBm)	S.G. Power (dBm)	TX Cable loss (dB)	TX Antenna Gain (dBi)	Polarization (H/V)	Result
1648	-57.47	-13	-44.47	-62.06	-59.22	1.61	5.51	H	Pass
2472	-51.67	-13	-38.67	-59.54	-53.68	2.1	6.26	H	Pass
3296	-48.56	-13	-35.56	-59.59	-51.41	3.12	8.12	H	Pass

Band :	LTE Band 5		Temperature :	22~25°C					
Test Mode :	5MHz QPSK RB Size 1 Offset 0		Relative Humidity :	47~49%					
Test Engineer :	Kyle Chung and Abi Lin		Polarization :	Vertical					
Remark :	Spurious emissions within 30-10th harmonic were found more than 20dB below limit line.								
Frequency (MHz)	ERP (dBm)	Limit (dBm)	Over Limit (dB)	SPA Reading (dBm)	S.G. Power (dBm)	TX Cable loss (dB)	TX Antenna Gain (dBi)	Polarization (H/V)	Result
1648	-55.28	-13	-42.28	-58.76	-57.03	1.61	5.51	V	Pass
2472	-51.06	-13	-38.06	-60.27	-53.07	2.1	6.26	V	Pass
3296	-49.51	-13	-36.51	-60.4	-52.36	3.12	8.12	V	Pass



<Middle Channel>

Band :	LTE Band 5		Temperature :	22~25°C					
Test Mode :	5MHz QPSK RB Size 1 Offset 0		Relative Humidity :	47~49%					
Test Engineer :	Kyle Chung and Abi Lin		Polarization :	Horizontal					
Remark :	Spurious emissions within 30-10th harmonic were found more than 20dB below limit line.								
Frequency (MHz)	ERP (dBm)	Limit (dBm)	Over Limit (dB)	SPA Reading (dBm)	S.G. Power (dBm)	TX Cable loss (dB)	TX Antenna Gain (dBi)	Polarization (H/V)	Result
1672	-45.28	-13	-32.28	-50.47	-47	1.62	5.49	H	Pass
2504	-45.58	-13	-32.58	-53.2	-47.55	2.1	6.22	H	Pass
3336	-45.26	-13	-32.26	-56.79	-48.15	3.03	8.07	H	Pass
4168	-45.68	-13	-32.68	-59.89	-50.22	2.52	9.21	H	Pass

Band :	LTE Band 5		Temperature :	22~25°C					
Test Mode :	5MHz QPSK RB Size 1 Offset 0		Relative Humidity :	47~49%					
Test Engineer :	Kyle Chung and Abi Lin		Polarization :	Vertical					
Remark :	Spurious emissions within 30-10th harmonic were found more than 20dB below limit line.								
Frequency (MHz)	ERP (dBm)	Limit (dBm)	Over Limit (dB)	SPA Reading (dBm)	S.G. Power (dBm)	TX Cable loss (dB)	TX Antenna Gain (dBi)	Polarization (H/V)	Result
1672	-47.50	-13	-34.50	-51.58	-49.22	1.62	5.49	V	Pass
2504	-44.05	-13	-31.05	-53.39	-46.02	2.1	6.22	V	Pass
3336	-44.43	-13	-31.43	-54.75	-47.32	3.03	8.07	V	Pass
4168	-44.68	-13	-31.68	-58.2	-49.22	2.52	9.21	V	Pass



<High Channel>

Band :	LTE Band 5		Temperature :	22~25°C					
Test Mode :	5MHz QPSK RB Size 1 Offset 0		Relative Humidity :	47~49%					
Test Engineer :	Kyle Chung and Abi Lin		Polarization :	Horizontal					
Remark :	Spurious emissions within 30-10th harmonic were found more than 20dB below limit line.								
Frequency (MHz)	ERP (dBm)	Limit (dBm)	Over Limit (dB)	SPA Reading (dBm)	S.G. Power (dBm)	TX Cable loss (dB)	TX Antenna Gain (dBi)	Polarization (H/V)	Result
1688	-49.47	-13	-36.47	-54.03	-51.22	1.54	5.44	H	Pass
2536	-55.11	-13	-42.11	-63.54	-57.22	2.01	6.27	H	Pass
3376	-51.57	-13	-38.57	-62.65	-55.42	2.18	8.18	H	Pass

Band :	LTE Band 5		Temperature :	22~25°C					
Test Mode :	5MHz QPSK RB Size 1 Offset 0		Relative Humidity :	47~49%					
Test Engineer :	Kyle Chung and Abi Lin		Polarization :	Vertical					
Remark :	Spurious emissions within 30-10th harmonic were found more than 20dB below limit line.								
Frequency (MHz)	ERP (dBm)	Limit (dBm)	Over Limit (dB)	SPA Reading (dBm)	S.G. Power (dBm)	TX Cable loss (dB)	TX Antenna Gain (dBi)	Polarization (H/V)	Result
1688	-49.13	-13	-36.13	-52.85	-50.88	1.54	5.44	V	Pass
2536	-54.01	-13	-41.01	-63.61	-56.12	2.01	6.27	V	Pass
3376	-50.37	-13	-37.37	-60.82	-54.22	2.18	8.18	V	Pass



<Low Channel>

Band :	LTE Band 5		Temperature :	22~25°C					
Test Mode :	10MHz QPSK RB Size 1 Offset 0		Relative Humidity :	47~49%					
Test Engineer :	Kyle Chung and Abi Lin		Polarization :	Horizontal					
Remark :	Spurious emissions within 30-10th harmonic were found more than 20dB below limit line.								
Frequency (MHz)	ERP (dBm)	Limit (dBm)	Over Limit (dB)	SPA Reading (dBm)	S.G. Power (dBm)	TX Cable loss (dB)	TX Antenna Gain (dBi)	Polarization (H/V)	Result
1648	-55.42	-13	-42.42	-59.25	-57.22	1.63	5.58	H	Pass
2472	-48.49	-13	-35.49	-58.32	-50.44	2.21	6.31	H	Pass
3296	-50.24	-13	-37.24	-60.77	-53.12	3.1	8.13	H	Pass

Band :	LTE Band 5		Temperature :	22~25°C					
Test Mode :	10MHz QPSK RB Size 1 Offset 0		Relative Humidity :	47~49%					
Test Engineer :	Kyle Chung and Abi Lin		Polarization :	Vertical					
Remark :	Spurious emissions within 30-10th harmonic were found more than 20dB below limit line.								
Frequency (MHz)	ERP (dBm)	Limit (dBm)	Over Limit (dB)	SPA Reading (dBm)	S.G. Power (dBm)	TX Cable loss (dB)	TX Antenna Gain (dBi)	Polarization (H/V)	Result
1648	-55.25	-13	-42.25	-58.82	-57.05	1.63	5.58	V	Pass
2472	-47.73	-13	-34.73	-57.17	-49.68	2.21	6.31	V	Pass
3296	-47.57	-13	-34.57	-58.19	-50.45	3.1	8.13	V	Pass



<Middle Channel>

Band :	LTE Band 5		Temperature :	22~25°C					
Test Mode :	10MHz QPSK RB Size 1 Offset 0		Relative Humidity :	47~49%					
Test Engineer :	Kyle Chung and Abi Lin		Polarization :	Horizontal					
Remark :	Spurious emissions within 30-10th harmonic were found more than 20dB below limit line.								
Frequency (MHz)	ERP (dBm)	Limit (dBm)	Over Limit (dB)	SPA Reading (dBm)	S.G. Power (dBm)	TX Cable loss (dB)	TX Antenna Gain (dBi)	Polarization (H/V)	Result
1664	-59.53	-13	-46.53	-64.51	-61.25	1.62	5.49	H	Pass
2496	-56.58	-13	-43.58	-64.49	-58.55	2.1	6.22	H	Pass
3328	-54.26	-13	-41.26	-65.04	-57.15	3.03	8.07	H	Pass

Band :	LTE Band 5		Temperature :	22~25°C					
Test Mode :	10MHz QPSK RB Size 1 Offset 0		Relative Humidity :	47~49%					
Test Engineer :	Kyle Chung and Abi Lin		Polarization :	Vertical					
Remark :	Spurious emissions within 30-10th harmonic were found more than 20dB below limit line.								
Frequency (MHz)	ERP (dBm)	Limit (dBm)	Over Limit (dB)	SPA Reading (dBm)	S.G. Power (dBm)	TX Cable loss (dB)	TX Antenna Gain (dBi)	Polarization (H/V)	Result
1664	-60.16	-13	-47.16	-63.62	-61.88	1.62	5.49	V	Pass
2496	-55.64	-13	-42.64	-64.9	-57.61	2.1	6.22	V	Pass
3328	-55.22	-13	-42.22	-65.59	-58.11	3.03	8.07	V	Pass



<High Channel>

Band :	LTE Band 5		Temperature :	22~25°C					
Test Mode :	10MHz QPSK RB Size 1 Offset 0		Relative Humidity :	47~49%					
Test Engineer :	Kyle Chung and Abi Lin		Polarization :	Horizontal					
Remark :	Spurious emissions within 30-10th harmonic were found more than 20dB below limit line.								
Frequency (MHz)	ERP (dBm)	Limit (dBm)	Over Limit (dB)	SPA Reading (dBm)	S.G. Power (dBm)	TX Cable loss (dB)	TX Antenna Gain (dBi)	Polarization (H/V)	Result
1680	-48.36	-13	-35.36	-53.12	-50.11	1.52	5.42	H	Pass
2520	-44.91	-13	-31.91	-52.83	-47.02	1.99	6.25	H	Pass
3360	-44.67	-13	-31.67	-55.67	-48.52	2.14	8.14	H	Pass

Band :	LTE Band 5		Temperature :	22~25°C					
Test Mode :	10MHz QPSK RB Size 1 Offset 0		Relative Humidity :	47~49%					
Test Engineer :	Kyle Chung and Abi Lin		Polarization :	Vertical					
Remark :	Spurious emissions within 30-10th harmonic were found more than 20dB below limit line.								
Frequency (MHz)	ERP (dBm)	Limit (dBm)	Over Limit (dB)	SPA Reading (dBm)	S.G. Power (dBm)	TX Cable loss (dB)	TX Antenna Gain (dBi)	Polarization (H/V)	Result
1680	-50.44	-13	-37.44	-54.4	-52.19	1.52	5.42	V	Pass
2520	-45.20	-13	-32.20	-54.8	-47.31	1.99	6.25	V	Pass
3360	-46.26	-13	-33.26	-57.2	-50.11	2.14	8.14	V	Pass



<Low Channel>

Band :	LTE Band 2 / LTE Band 25	Temperature :	22~25°C						
Test Mode :	1.4MHz QPSK RB Size 1 Offset 0	Relative Humidity :	47~49%						
Test Engineer :	Kyle Chung and Abi Lin	Polarization :	Horizontal						
Remark :	Spurious emissions within 30-10th harmonic were found more than 20dB below limit line.								
Frequency (MHz)	EIRP (dBm)	Limit (dBm)	Over Limit (dB)	SPA Reading (dBm)	S.G. Power (dBm)	TX Cable loss (dB)	TX Antenna Gain (dBi)	Polarization (H/V)	Result
3700	-46.40	-13	-33.40	-61.12	-52.66	2.48	8.74	H	Pass
5548	-33.98	-13	-20.98	-54.15	-41.67	2.96	10.65	H	Pass
7403	-41.25	-13	-28.25	-65.35	-49.88	3.48	12.11	H	Pass

Band :	LTE Band 2 / LTE Band 25	Temperature :	22~25°C						
Test Mode :	1.4MHz QPSK RB Size 1 Offset 0	Relative Humidity :	47~49%						
Test Engineer :	Kyle Chung and Abi Lin	Polarization :	Vertical						
Remark :	Spurious emissions within 30-10th harmonic were found more than 20dB below limit line.								
Frequency (MHz)	EIRP (dBm)	Limit (dBm)	Over Limit (dB)	SPA Reading (dBm)	S.G. Power (dBm)	TX Cable loss (dB)	TX Antenna Gain (dBi)	Polarization (H/V)	Result
3700	-44.63	-13	-31.63	-59.57	-50.89	2.48	8.74	V	Pass
5548	-34.63	-13	-21.63	-53.77	-42.32	2.96	10.65	V	Pass
7403	-38.48	-13	-25.48	-61.98	-47.11	3.48	12.11	V	Pass



<Middle Channel>

Band :	LTE Band 2 / LTE Band 25	Temperature :	22~25°C						
Test Mode :	1.4MHz QPSK RB Size 1 Offset 0	Relative Humidity :	47~49%						
Test Engineer :	Kyle Chung and Abi Lin	Polarization :	Horizontal						
Remark :	Spurious emissions within 30-10th harmonic were found more than 20dB below limit line.								
Frequency (MHz)	EIRP (dBm)	Limit (dBm)	Over Limit (dB)	SPA Reading (dBm)	S.G. Power (dBm)	TX Cable loss (dB)	TX Antenna Gain (dBi)	Polarization (H/V)	Result
3756	-46.14	-13	-33.14	-60.97	-52.44	2.51	8.81	H	Pass
5639	-34.35	-13	-21.35	-54.72	-42.06	2.99	10.70	H	Pass
7522	-41.06	-13	-28.06	-65.52	-49.59	3.59	12.12	H	Pass

Band :	LTE Band 2 / LTE Band 25	Temperature :	22~25°C						
Test Mode :	1.4MHz QPSK RB Size 1 Offset 0	Relative Humidity :	47~49%						
Test Engineer :	Kyle Chung and Abi Lin	Polarization :	Vertical						
Remark :	Spurious emissions within 30-10th harmonic were found more than 20dB below limit line.								
Frequency (MHz)	EIRP (dBm)	Limit (dBm)	Over Limit (dB)	SPA Reading (dBm)	S.G. Power (dBm)	TX Cable loss (dB)	TX Antenna Gain (dBi)	Polarization (H/V)	Result
3756	-47.47	-13	-34.47	-62.42	-53.77	2.51	8.81	V	Pass
5639	-32.34	-13	-19.34	-51.45	-40.05	2.99	10.70	V	Pass
7522	-38.31	-13	-25.31	-61.88	-46.84	3.59	12.12	V	Pass



<High Channel>

Band :	LTE Band 2	Temperature :	22~25°C						
Test Mode :	1.4MHz QPSK RB Size 1 Offset 0	Relative Humidity :	47~49%						
Test Engineer :	Kyle Chung and Abi Lin	Polarization :	Horizontal						
Remark :	Spurious emissions within 30-10th harmonic were found more than 20dB below limit line.								
Frequency (MHz)	EIRP (dBm)	Limit (dBm)	Over Limit (dB)	SPA Reading (dBm)	S.G. Power (dBm)	TX Cable loss (dB)	TX Antenna Gain (dBi)	Polarization (H/V)	Result
3819	-46.80	-13	-33.80	-62.13	-53.06	2.61	8.87	H	Pass
5730	-32.42	-13	-19.42	-53.03	-40.22	3.09	10.89	H	Pass
7634	-40.61	-13	-27.61	-65.17	-49.11	3.68	12.18	H	Pass

Band :	LTE Band 2	Temperature :	22~25°C						
Test Mode :	1.4MHz QPSK RB Size 1 Offset 0	Relative Humidity :	47~49%						
Test Engineer :	Kyle Chung and Abi Lin	Polarization :	Vertical						
Remark :	Spurious emissions within 30-10th harmonic were found more than 20dB below limit line.								
Frequency (MHz)	EIRP (dBm)	Limit (dBm)	Over Limit (dB)	SPA Reading (dBm)	S.G. Power (dBm)	TX Cable loss (dB)	TX Antenna Gain (dBi)	Polarization (H/V)	Result
3819	-48.76	-13	-35.76	-63.55	-55.02	2.61	8.87	V	Pass
5730	-33.53	-13	-20.53	-53.49	-41.33	3.09	10.89	V	Pass
7634	-37.37	-13	-24.37	-60.36	-45.87	3.68	12.18	V	Pass



<Low Channel>

Band :	LTE Band 2 / LTE Band 25	Temperature :	22~25°C						
Test Mode :	3MHz QPSK RB Size 1 Offset 0	Relative Humidity :	47~49%						
Test Engineer :	Kyle Chung and Abi Lin	Polarization :	Horizontal						
Remark :	Spurious emissions within 30-10th harmonic were found more than 20dB below limit line.								
Frequency (MHz)	EIRP (dBm)	Limit (dBm)	Over Limit (dB)	SPA Reading (dBm)	S.G. Power (dBm)	TX Cable loss (dB)	TX Antenna Gain (dBi)	Polarization (H/V)	Result
3700	-47.21	-13	-34.21	-48.46	-53.47	2.47	8.73	H	Pass
5548	-34.06	-13	-21.06	-35.09	-41.81	2.93	10.68	H	Pass
7403	-41.01	-13	-28.01	-42.24	-49.73	3.42	12.14	H	Pass

Band :	LTE Band 2 / LTE Band 25	Temperature :	22~25°C						
Test Mode :	3MHz QPSK RB Size 1 Offset 0	Relative Humidity :	47~49%						
Test Engineer :	Kyle Chung and Abi Lin	Polarization :	Vertical						
Remark :	Spurious emissions within 30-10th harmonic were found more than 20dB below limit line.								
Frequency (MHz)	EIRP (dBm)	Limit (dBm)	Over Limit (dB)	SPA Reading (dBm)	S.G. Power (dBm)	TX Cable loss (dB)	TX Antenna Gain (dBi)	Polarization (H/V)	Result
3700	-44.42	-13	-31.42	-45.58	-50.68	2.47	8.73	V	Pass
5548	-32.30	-13	-19.30	-33.46	-40.05	2.93	10.68	V	Pass
7403	-38.54	-13	-25.54	-39.67	-47.26	3.42	12.14	V	Pass



<Middle Channel>

Band :	LTE Band 2 / LTE Band 25	Temperature :	22~25°C						
Test Mode :	3MHz QPSK RB Size 1 Offset 0	Relative Humidity :	47~49%						
Test Engineer :	Kyle Chung and Abi Lin	Polarization :	Horizontal						
Remark :	Spurious emissions within 30-10th harmonic were found more than 20dB below limit line.								
Frequency (MHz)	EIRP (dBm)	Limit (dBm)	Over Limit (dB)	SPA Reading (dBm)	S.G. Power (dBm)	TX Cable loss (dB)	TX Antenna Gain (dBi)	Polarization (H/V)	Result
3756	-46.22	-13	-33.22	-47.35	-52.52	2.51	8.81	H	Pass
5639	-36.60	-13	-23.60	-37.6	-44.31	2.99	10.70	H	Pass
7515	-40.61	-13	-27.61	-41.94	-49.14	3.59	12.12	H	Pass

Band :	LTE Band 2 / LTE Band 25	Temperature :	22~25°C						
Test Mode :	3MHz QPSK RB Size 1 Offset 0	Relative Humidity :	47~49%						
Test Engineer :	Kyle Chung and Abi Lin	Polarization :	Vertical						
Remark :	Spurious emissions within 30-10th harmonic were found more than 20dB below limit line.								
Frequency (MHz)	EIRP (dBm)	Limit (dBm)	Over Limit (dB)	SPA Reading (dBm)	S.G. Power (dBm)	TX Cable loss (dB)	TX Antenna Gain (dBi)	Polarization (H/V)	Result
3756	-48.37	-13	-35.37	-49.62	-54.67	2.51	8.81	V	Pass
5639	-34.62	-13	-21.62	-35.8	-42.33	2.99	10.70	V	Pass
7515	-42.51	-13	-29.51	-43.82	-51.04	3.59	12.12	V	Pass



<High Channel>

Band :	LTE Band 2	Temperature :	22~25°C						
Test Mode :	3MHz QPSK RB Size 1 Offset 0	Relative Humidity :	47~49%						
Test Engineer :	Kyle Chung and Abi Lin	Polarization :	Horizontal						
Remark :	Spurious emissions within 30-10th harmonic were found more than 20dB below limit line.								
Frequency (MHz)	EIRP (dBm)	Limit (dBm)	Over Limit (dB)	SPA Reading (dBm)	S.G. Power (dBm)	TX Cable loss (dB)	TX Antenna Gain (dBi)	Polarization (H/V)	Result
3712	-46.18	-13	-33.18	-47.12	-52.41	2.64	8.87	H	Pass
5723	-34.97	-13	-21.97	-36.17	-42.71	3.08	10.82	H	Pass
7627	-41.02	-13	-28.02	-42.18	-49.51	3.64	12.13	H	Pass

Band :	LTE Band 2	Temperature :	22~25°C						
Test Mode :	3MHz QPSK RB Size 1 Offset 0	Relative Humidity :	47~49%						
Test Engineer :	Kyle Chung and Abi Lin	Polarization :	Vertical						
Remark :	Spurious emissions within 30-10th harmonic were found more than 20dB below limit line.								
Frequency (MHz)	EIRP (dBm)	Limit (dBm)	Over Limit (dB)	SPA Reading (dBm)	S.G. Power (dBm)	TX Cable loss (dB)	TX Antenna Gain (dBi)	Polarization (H/V)	Result
3812	-47.80	-13	-34.80	-48.92	-54.03	2.64	8.87	V	Pass
5723	-32.49	-13	-19.49	-33.84	-40.23	3.08	10.82	V	Pass
7627	-37.53	-13	-24.53	-38.76	-46.02	3.64	12.13	V	Pass



<Low Channel>

Band :	LTE Band 2 / LTE Band 25	Temperature :	22~25°C						
Test Mode :	5MHz QPSK RB Size 1 Offset 0	Relative Humidity :	47~49%						
Test Engineer :	Kyle Chung and Abi Lin	Polarization :	Horizontal						
Remark :	Spurious emissions within 30-10th harmonic were found more than 20dB below limit line.								
Frequency (MHz)	EIRP (dBm)	Limit (dBm)	Over Limit (dB)	SPA Reading (dBm)	S.G. Power (dBm)	TX Cable loss (dB)	TX Antenna Gain (dBi)	Polarization (H/V)	Result
3700	-45.35	-13	-32.35	-46.57	-51.68	2.46	8.79	H	Pass
5548	-36.04	-13	-23.04	-37.14	-43.91	2.9	10.77	H	Pass
7403	-40.40	-13	-27.40	-41.51	-49.22	3.42	12.24	H	Pass

Band :	LTE Band 2 / LTE Band 25	Temperature :	22~25°C						
Test Mode :	5MHz QPSK RB Size 1 Offset 0	Relative Humidity :	47~49%						
Test Engineer :	Kyle Chung and Abi Lin	Polarization :	Vertical						
Remark :	Spurious emissions within 30-10th harmonic were found more than 20dB below limit line.								
Frequency (MHz)	EIRP (dBm)	Limit (dBm)	Over Limit (dB)	SPA Reading (dBm)	S.G. Power (dBm)	TX Cable loss (dB)	TX Antenna Gain (dBi)	Polarization (H/V)	Result
3700	-45.24	-13	-32.24	-46.23	-51.57	2.46	8.79	V	Pass
5548	-33.35	-13	-20.35	-34.56	-41.22	2.9	10.77	V	Pass
7403	-38.51	-13	-25.51	-39.96	-47.33	3.42	12.24	V	Pass



<Middle Channel>

Band :	LTE Band 2 / LTE Band 25	Temperature :	22~25°C						
Test Mode :	5MHz QPSK RB Size 1 Offset 0	Relative Humidity :	47~49%						
Test Engineer :	Kyle Chung and Abi Lin	Polarization :	Horizontal						
Remark :	Spurious emissions within 30-10th harmonic were found more than 20dB below limit line.								
Frequency (MHz)	EIRP (dBm)	Limit (dBm)	Over Limit (dB)	SPA Reading (dBm)	S.G. Power (dBm)	TX Cable loss (dB)	TX Antenna Gain (dBi)	Polarization (H/V)	Result
3756	-46.72	-13	-33.72	-47.89	-53.02	2.51	8.81	H	Pass
5632	-35.64	-13	-22.64	-36.72	-43.35	2.99	10.70	H	Pass
7515	-42.08	-13	-29.08	-43	-50.61	3.59	12.12	H	Pass

Band :	LTE Band 2 / LTE Band 25	Temperature :	22~25°C						
Test Mode :	5MHz QPSK RB Size 1 Offset 0	Relative Humidity :	47~49%						
Test Engineer :	Kyle Chung and Abi Lin	Polarization :	Vertical						
Remark :	Spurious emissions within 30-10th harmonic were found more than 20dB below limit line.								
Frequency (MHz)	EIRP (dBm)	Limit (dBm)	Over Limit (dB)	SPA Reading (dBm)	S.G. Power (dBm)	TX Cable loss (dB)	TX Antenna Gain (dBi)	Polarization (H/V)	Result
3756	-46.04	-13	-33.04	-47.11	-52.34	2.51	8.81	V	Pass
5632	-33.50	-13	-20.50	-34.56	-41.21	2.99	10.70	V	Pass
7515	-39.05	-13	-26.05	-40.12	-47.58	3.59	12.12	V	Pass



<High Channel>

Band :	LTE Band 2	Temperature :	22~25°C						
Test Mode :	5MHz QPSK RB Size 1 Offset 0	Relative Humidity :	47~49%						
Test Engineer :	Kyle Chung and Abi Lin	Polarization :	Horizontal						
Remark :	Spurious emissions within 30-10th harmonic were found more than 20dB below limit line.								
Frequency (MHz)	EIRP (dBm)	Limit (dBm)	Over Limit (dB)	SPA Reading (dBm)	S.G. Power (dBm)	TX Cable loss (dB)	TX Antenna Gain (dBi)	Polarization (H/V)	Result
3812	-46.27	-13	-33.27	-47.4	-52.61	2.59	8.93	H	Pass
5716	-36.31	-13	-23.31	-37.57	-44.21	3.08	10.98	H	Pass
7620	-40.26	-13	-27.26	-41.47	-48.79	3.64	12.17	H	Pass

Band :	LTE Band 2	Temperature :	22~25°C						
Test Mode :	5MHz QPSK RB Size 1 Offset 0	Relative Humidity :	47~49%						
Test Engineer :	Kyle Chung and Abi Lin	Polarization :	Vertical						
Remark :	Spurious emissions within 30-10th harmonic were found more than 20dB below limit line.								
Frequency (MHz)	EIRP (dBm)	Limit (dBm)	Over Limit (dB)	SPA Reading (dBm)	S.G. Power (dBm)	TX Cable loss (dB)	TX Antenna Gain (dBi)	Polarization (H/V)	Result
3812	-47.44	-13	-34.44	-48.43	-53.78	2.59	8.93	V	Pass
5716	-34.43	-13	-21.43	-35.88	-42.33	3.08	10.98	V	Pass
7620	-39.80	-13	-26.80	-40.97	-48.33	3.64	12.17	V	Pass



<Low Channel>

Band :	LTE Band 2 / LTE Band 25	Temperature :	22~25°C						
Test Mode :	10MHz QPSK RB Size 1 Offset 0	Relative Humidity :	47~49%						
Test Engineer :	Kyle Chung and Abi Lin	Polarization :	Horizontal						
Remark :	Spurious emissions within 30-10th harmonic were found more than 20dB below limit line.								
Frequency (MHz)	EIRP (dBm)	Limit (dBm)	Over Limit (dB)	SPA Reading (dBm)	S.G. Power (dBm)	TX Cable loss (dB)	TX Antenna Gain (dBi)	Polarization (H/V)	Result
3700	-44.60	-13	-31.60	-45.64	-51.02	2.47	8.89	H	Pass
5555	-33.36	-13	-20.36	-34.8	-41.22	2.93	10.79	H	Pass
7403	-41.21	-13	-28.21	-42.48	-50.02	3.45	12.26	H	Pass

Band :	LTE Band 2 / LTE Band 25	Temperature :	22~25°C						
Test Mode :	10MHz QPSK RB Size 1 Offset 0	Relative Humidity :	47~49%						
Test Engineer :	Kyle Chung and Abi Lin	Polarization :	Vertical						
Remark :	Spurious emissions within 30-10th harmonic were found more than 20dB below limit line.								
Frequency (MHz)	EIRP (dBm)	Limit (dBm)	Over Limit (dB)	SPA Reading (dBm)	S.G. Power (dBm)	TX Cable loss (dB)	TX Antenna Gain (dBi)	Polarization (H/V)	Result
3700	-43.60	-13	-30.60	-44.9	-50.02	2.47	8.89	V	Pass
5555	-33.17	-13	-20.17	-34.46	-41.03	2.93	10.79	V	Pass
7403	-38.02	-13	-25.02	-39.17	-46.83	3.45	12.26	V	Pass



<Middle Channel>

Band :	LTE Band 2 / LTE Band 25	Temperature :	22~25°C						
Test Mode :	10MHz QPSK RB Size 1 Offset 0	Relative Humidity :	47~49%						
Test Engineer :	Kyle Chung and Abi Lin	Polarization :	Horizontal						
Remark :	Spurious emissions within 30-10th harmonic were found more than 20dB below limit line.								
Frequency (MHz)	EIRP (dBm)	Limit (dBm)	Over Limit (dB)	SPA Reading (dBm)	S.G. Power (dBm)	TX Cable loss (dB)	TX Antenna Gain (dBi)	Polarization (H/V)	Result
3749	-45.12	-13	-32.12	-46.35	-51.42	2.51	8.81	H	Pass
5625	-37.31	-13	-24.31	-38.35	-45.02	2.99	10.70	H	Pass
7501	-40.03	-13	-27.03	-41.13	-48.56	3.59	12.12	H	Pass

Band :	LTE Band 2 / LTE Band 25	Temperature :	22~25°C						
Test Mode :	10MHz QPSK RB Size 1 Offset 0	Relative Humidity :	47~49%						
Test Engineer :	Kyle Chung and Abi Lin	Polarization :	Vertical						
Remark :	Spurious emissions within 30-10th harmonic were found more than 20dB below limit line.								
Frequency (MHz)	EIRP (dBm)	Limit (dBm)	Over Limit (dB)	SPA Reading (dBm)	S.G. Power (dBm)	TX Cable loss (dB)	TX Antenna Gain (dBi)	Polarization (H/V)	Result
3749	-46.01	-13	-33.01	-47.35	-52.31	2.51	8.81	V	Pass
5625	-34.65	-13	-21.65	-35.98	-42.36	2.99	10.70	V	Pass
7501	-38.02	-13	-25.02	-39.29	-46.55	3.59	12.12	V	Pass



<High Channel>

Band :	LTE Band 2	Temperature :	22~25°C						
Test Mode :	10MHz QPSK RB Size 1 Offset 0	Relative Humidity :	47~49%						
Test Engineer :	Kyle Chung and Abi Lin	Polarization :	Horizontal						
Remark :	Spurious emissions within 30-10th harmonic were found more than 20dB below limit line.								
Frequency (MHz)	EIRP (dBm)	Limit (dBm)	Over Limit (dB)	SPA Reading (dBm)	S.G. Power (dBm)	TX Cable loss (dB)	TX Antenna Gain (dBi)	Polarization (H/V)	Result
3805	-46.39	-13	-33.39	-47.39	-52.75	2.52	8.88	H	Pass
5702	-37.56	-13	-24.56	-38.68	-45.22	3.09	10.75	H	Pass
7606	-41.02	-13	-28.02	-42.06	-49.66	3.65	12.29	H	Pass

Band :	LTE Band 2	Temperature :	22~25°C						
Test Mode :	10MHz QPSK RB Size 1 Offset 0	Relative Humidity :	47~49%						
Test Engineer :	Kyle Chung and Abi Lin	Polarization :	Vertical						
Remark :	Spurious emissions within 30-10th harmonic were found more than 20dB below limit line.								
Frequency (MHz)	EIRP (dBm)	Limit (dBm)	Over Limit (dB)	SPA Reading (dBm)	S.G. Power (dBm)	TX Cable loss (dB)	TX Antenna Gain (dBi)	Polarization (H/V)	Result
3805	-45.19	-13	-32.19	-46.61	-51.55	2.52	8.88	V	Pass
5702	-38.19	-13	-25.19	-39.28	-45.85	3.09	10.75	V	Pass
7606	-39.01	-13	-26.01	-40.18	-47.65	3.65	12.29	V	Pass



<Low Channel>

Band :	LTE Band 2 / LTE Band 25	Temperature :	22~25°C						
Test Mode :	15MHz QPSK RB Size 1 Offset 0	Relative Humidity :	47~49%						
Test Engineer :	Kyle Chung and Abi Lin	Polarization :	Horizontal						
Remark :	Spurious emissions within 30-10th harmonic were found more than 20dB below limit line.								
Frequency (MHz)	EIRP (dBm)	Limit (dBm)	Over Limit (dB)	SPA Reading (dBm)	S.G. Power (dBm)	TX Cable loss (dB)	TX Antenna Gain (dBi)	Polarization (H/V)	Result
3700	-45.33	-13	-32.33	-46.36	-51.68	2.49	8.84	H	Pass
5555	-35.06	-13	-22.06	-36.68	-42.91	3.01	10.86	H	Pass
7403	-39.58	-13	-26.58	-40.86	-48.55	3.38	12.35	H	Pass

Band :	LTE Band 2 / LTE Band 25	Temperature :	22~25°C						
Test Mode :	15MHz QPSK RB Size 1 Offset 0	Relative Humidity :	47~49%						
Test Engineer :	Kyle Chung and Abi Lin	Polarization :	Vertical						
Remark :	Spurious emissions within 30-10th harmonic were found more than 20dB below limit line.								
Frequency (MHz)	EIRP (dBm)	Limit (dBm)	Over Limit (dB)	SPA Reading (dBm)	S.G. Power (dBm)	TX Cable loss (dB)	TX Antenna Gain (dBi)	Polarization (H/V)	Result
3700	-45.67	-13	-32.67	-46.83	-52.02	2.49	8.84	V	Pass
5555	-33.38	-13	-20.38	-34.88	-41.23	3.01	10.86	V	Pass
7403	-39.05	-13	-26.05	-40.07	-48.02	3.38	12.35	V	Pass



<Middle Channel>

Band :	LTE Band 2 / LTE Band 25	Temperature :	22~25°C						
Test Mode :	15MHz QPSK RB Size 1 Offset 0	Relative Humidity :	47~49%						
Test Engineer :	Kyle Chung and Abi Lin	Polarization :	Horizontal						
Remark :	Spurious emissions within 30-10th harmonic were found more than 20dB below limit line.								
Frequency (MHz)	EIRP (dBm)	Limit (dBm)	Over Limit (dB)	SPA Reading (dBm)	S.G. Power (dBm)	TX Cable loss (dB)	TX Antenna Gain (dBi)	Polarization (H/V)	Result
3749	-46.19	-13	-33.19	-47.43	-52.49	2.51	8.81	H	Pass
5618	-36.62	-13	-23.62	-37.89	-44.33	2.99	10.70	H	Pass
7494	-40.69	-13	-27.69	-41.9	-49.22	3.59	12.12	H	Pass

Band :	LTE Band 2 / LTE Band 25	Temperature :	22~25°C						
Test Mode :	15MHz QPSK RB Size 1 Offset 0	Relative Humidity :	47~49%						
Test Engineer :	Kyle Chung and Abi Lin	Polarization :	Vertical						
Remark :	Spurious emissions within 30-10th harmonic were found more than 20dB below limit line.								
Frequency (MHz)	EIRP (dBm)	Limit (dBm)	Over Limit (dB)	SPA Reading (dBm)	S.G. Power (dBm)	TX Cable loss (dB)	TX Antenna Gain (dBi)	Polarization (H/V)	Result
3749	-46.49	-13	-33.49	-47.54	-52.79	2.51	8.81	V	Pass
5618	-35.51	-13	-22.51	-36.81	-43.22	2.99	10.70	V	Pass
7494	-37.98	-13	-24.98	-39.84	-46.51	3.59	12.12	V	Pass



<High Channel>

Band :	LTE Band 2	Temperature :	22~25°C						
Test Mode :	15MHz QPSK RB Size 1 Offset 0	Relative Humidity :	47~49%						
Test Engineer :	Kyle Chung and Abi Lin	Polarization :	Horizontal						
Remark :	Spurious emissions within 30-10th harmonic were found more than 20dB below limit line.								
Frequency (MHz)	EIRP (dBm)	Limit (dBm)	Over Limit (dB)	SPA Reading (dBm)	S.G. Power (dBm)	TX Cable loss (dB)	TX Antenna Gain (dBi)	Polarization (H/V)	Result
3791	-47.72	-13	-34.72	-48.92	-54.03	2.52	8.83	H	Pass
5688	-41.60	-13	-28.60	-42.7	-49.33	3.03	10.76	H	Pass
7585	-40.12	-13	-27.12	-41.37	-48.67	3.61	12.16	H	Pass

Band :	LTE Band 2	Temperature :	22~25°C						
Test Mode :	15MHz QPSK RB Size 1 Offset 0	Relative Humidity :	47~49%						
Test Engineer :	Kyle Chung and Abi Lin	Polarization :	Vertical						
Remark :	Spurious emissions within 30-10th harmonic were found more than 20dB below limit line.								
Frequency (MHz)	EIRP (dBm)	Limit (dBm)	Over Limit (dB)	SPA Reading (dBm)	S.G. Power (dBm)	TX Cable loss (dB)	TX Antenna Gain (dBi)	Polarization (H/V)	Result
3791	-47.57	-13	-34.57	-48.61	-53.88	2.52	8.83	V	Pass
5688	-40.58	-13	-27.58	-41.58	-48.31	3.03	10.76	V	Pass
7585	-39.13	-13	-26.13	-40.25	-47.68	3.61	12.16	V	Pass



<Low Channel>

Band :	LTE Band 2 / LTE Band 25	Temperature :	22~25°C						
Test Mode :	20MHz QPSK RB Size 1 Offset 0	Relative Humidity :	47~49%						
Test Engineer :	Kyle Chung and Abi Lin	Polarization :	Horizontal						
Remark :	Spurious emissions within 30-10th harmonic were found more than 20dB below limit line.								
Frequency (MHz)	EIRP (dBm)	Limit (dBm)	Over Limit (dB)	SPA Reading (dBm)	S.G. Power (dBm)	TX Cable loss (dB)	TX Antenna Gain (dBi)	Polarization (H/V)	Result
3700	-46.62	-13	-33.62	-47.64	-53	2.51	8.89	H	Pass
5555	-35.36	-13	-22.36	-36.56	-43.22	3.03	10.89	H	Pass
7403	-41.17	-13	-28.17	-42.06	-50.31	3.24	12.38	H	Pass

Band :	LTE Band 2 / LTE Band 25	Temperature :	22~25°C						
Test Mode :	20MHz QPSK RB Size 1 Offset 0	Relative Humidity :	47~49%						
Test Engineer :	Kyle Chung and Abi Lin	Polarization :	Vertical						
Remark :	Spurious emissions within 30-10th harmonic were found more than 20dB below limit line.								
Frequency (MHz)	EIRP (dBm)	Limit (dBm)	Over Limit (dB)	SPA Reading (dBm)	S.G. Power (dBm)	TX Cable loss (dB)	TX Antenna Gain (dBi)	Polarization (H/V)	Result
3700	-45.64	-13	-32.64	-46.84	-52.02	2.51	8.89	V	Pass
5555	-35.36	-13	-22.36	-36.93	-43.22	3.03	10.89	V	Pass
7403	-38.89	-13	-25.89	-39.89	-48.03	3.24	12.38	V	Pass



<Middle Channel>

Band :	LTE Band 2 / LTE Band 25	Temperature :	22~25°C						
Test Mode :	20MHz QPSK RB Size 1 Offset 0	Relative Humidity :	47~49%						
Test Engineer :	Kyle Chung and Abi Lin	Polarization :	Horizontal						
Remark :	Spurious emissions within 30-10th harmonic were found more than 20dB below limit line.								
Frequency (MHz)	EIRP (dBm)	Limit (dBm)	Over Limit (dB)	SPA Reading (dBm)	S.G. Power (dBm)	TX Cable loss (dB)	TX Antenna Gain (dBi)	Polarization (H/V)	Result
3742	-45.81	-13	-32.81	-46.95	-52.11	2.51	8.81	H	Pass
5611	-37.87	-13	-24.87	-39.01	-45.58	2.99	10.70	H	Pass
7480	-40.22	-13	-27.22	-41.31	-48.75	3.59	12.12	H	Pass

Band :	LTE Band 2 / LTE Band 25	Temperature :	22~25°C						
Test Mode :	20MHz QPSK RB Size 1 Offset 0	Relative Humidity :	47~49%						
Test Engineer :	Kyle Chung and Abi Lin	Polarization :	Vertical						
Remark :	Spurious emissions within 30-10th harmonic were found more than 20dB below limit line.								
Frequency (MHz)	EIRP (dBm)	Limit (dBm)	Over Limit (dB)	SPA Reading (dBm)	S.G. Power (dBm)	TX Cable loss (dB)	TX Antenna Gain (dBi)	Polarization (H/V)	Result
3742	-44.71	-13	-31.71	-45.99	-51.01	2.51	8.81	V	Pass
5611	-40.90	-13	-27.90	-42	-48.61	2.99	10.70	V	Pass
7480	-41.69	-13	-28.69	-42.98	-50.22	3.59	12.12	V	Pass



<High Channel>

Band :	LTE Band 2	Temperature :	22~25°C						
Test Mode :	20MHz QPSK RB Size 1 Offset 0	Relative Humidity :	47~49%						
Test Engineer :	Kyle Chung and Abi Lin	Polarization :	Horizontal						
Remark :	Spurious emissions within 30-10th harmonic were found more than 20dB below limit line.								
Frequency (MHz)	EIRP (dBm)	Limit (dBm)	Over Limit (dB)	SPA Reading (dBm)	S.G. Power (dBm)	TX Cable loss (dB)	TX Antenna Gain (dBi)	Polarization (H/V)	Result
3763	-49.17	-13	-36.17	-50.11	-55.55	2.52	8.90	V	Pass
5674	-34.58	-13	-21.58	-36.12	-42.33	3.01	10.76	V	Pass
7557	-41.94	-13	-28.94	-43.07	-50.47	3.62	12.15	V	Pass

Band :	LTE Band 2	Temperature :	22~25°C						
Test Mode :	20MHz QPSK RB Size 1 Offset 0	Relative Humidity :	47~49%						
Test Engineer :	Kyle Chung and Abi Lin	Polarization :	Vertical						
Remark :	Spurious emissions within 30-10th harmonic were found more than 20dB below limit line.								
Frequency (MHz)	EIRP (dBm)	Limit (dBm)	Over Limit (dB)	SPA Reading (dBm)	S.G. Power (dBm)	TX Cable loss (dB)	TX Antenna Gain (dBi)	Polarization (H/V)	Result
3763	-50.05	-13	-37.05	-51	-56.43	2.52	8.90	V	Pass
5674	-35.50	-13	-22.50	-36.4	-43.25	3.01	10.76	V	Pass
7557	-42.60	-13	-29.60	-43.75	-51.13	3.62	12.15	V	Pass



<High Channel>

Band :	LTE Band 25	Temperature :	22~25°C						
Test Mode :	1.4MHz QPSK RB Size 1 Offset 0	Relative Humidity :	47~49%						
Test Engineer :	Kyle Chung and Abi Lin	Polarization :	Horizontal						
Remark :	Spurious emissions within 30-10th harmonic were found more than 20dB below limit line.								
Frequency (MHz)	EIRP (dBm)	Limit (dBm)	Over Limit (dB)	SPA Reading (dBm)	S.G. Power (dBm)	TX Cable loss (dB)	TX Antenna Gain (dBi)	Polarization (H/V)	Result
3826	-47.77	-13	-34.77	-62.94	-54.03	2.61	8.87	H	Pass
5744	-36.07	-13	-23.07	-56.63	-43.87	3.09	10.89	H	Pass
7655	-40.72	-13	-27.72	-64.73	-49.22	3.68	12.18	H	Pass

Band :	LTE Band 25	Temperature :	22~25°C						
Test Mode :	1.4MHz QPSK RB Size 1 Offset 0	Relative Humidity :	47~49%						
Test Engineer :	Kyle Chung and Abi Lin	Polarization :	Vertical						
Remark :	Spurious emissions within 30-10th harmonic were found more than 20dB below limit line.								
Frequency (MHz)	EIRP (dBm)	Limit (dBm)	Over Limit (dB)	SPA Reading (dBm)	S.G. Power (dBm)	TX Cable loss (dB)	TX Antenna Gain (dBi)	Polarization (H/V)	Result
3826	-44.40	-13	-31.40	-59.33	-50.66	2.61	8.87	V	Pass
5744	-34.53	-13	-21.53	-54.48	-42.33	3.09	10.89	V	Pass
7655	-39.16	-13	-26.16	-61.08	-47.66	3.68	12.18	V	Pass



<High Channel>

Band :	LTE Band 25	Temperature :	22~25°C						
Test Mode :	3MHz QPSK RB Size 1 Offset 0	Relative Humidity :	47~49%						
Test Engineer :	Kyle Chung and Abi Lin	Polarization :	Horizontal						
Remark :	Spurious emissions within 30-10th harmonic were found more than 20dB below limit line.								
Frequency (MHz)	EIRP (dBm)	Limit (dBm)	Over Limit (dB)	SPA Reading (dBm)	S.G. Power (dBm)	TX Cable loss (dB)	TX Antenna Gain (dBi)	Polarization (H/V)	Result
3826	-47.43	-13	-34.43	-62.76	-53.66	2.64	8.87	H	Pass
5737	-31.31	-13	-18.31	-51.75	-39.05	3.08	10.82	H	Pass
7648	-40.06	-13	-27.06	-64.19	-48.55	3.64	12.13	H	Pass

Band :	LTE Band 25	Temperature :	22~25°C						
Test Mode :	3MHz QPSK RB Size 1 Offset 0	Relative Humidity :	47~49%						
Test Engineer :	Kyle Chung and Abi Lin	Polarization :	Vertical						
Remark :	Spurious emissions within 30-10th harmonic were found more than 20dB below limit line.								
Frequency (MHz)	EIRP (dBm)	Limit (dBm)	Over Limit (dB)	SPA Reading (dBm)	S.G. Power (dBm)	TX Cable loss (dB)	TX Antenna Gain (dBi)	Polarization (H/V)	Result
3826	-46.79	-13	-33.79	-61.81	-53.02	2.64	8.87	V	Pass
5737	-35.48	-13	-22.48	-55.24	-43.22	3.08	10.82	V	Pass
7648	-42.35	-13	-29.35	-65.22	-50.84	3.64	12.13	V	Pass



<High Channel>

Band :	LTE Band 25	Temperature :	22~25°C						
Test Mode :	5MHz QPSK RB Size 1 Offset 0	Relative Humidity :	47~49%						
Test Engineer :	Kyle Chung and Abi Lin	Polarization :	Horizontal						
Remark :	Spurious emissions within 30-10th harmonic were found more than 20dB below limit line.								
Frequency (MHz)	EIRP (dBm)	Limit (dBm)	Over Limit (dB)	SPA Reading (dBm)	S.G. Power (dBm)	TX Cable loss (dB)	TX Antenna Gain (dBi)	Polarization (H/V)	Result
3819	-45.81	-13	-32.81	-61.16	-52.15	2.59	8.93	H	Pass
5730	-31.98	-13	-18.98	-52.48	-39.88	3.08	10.98	H	Pass
7641	-41.69	-13	-28.69	-65.79	-50.22	3.64	12.17	H	Pass

Band :	LTE Band 25	Temperature :	22~25°C						
Test Mode :	5MHz QPSK RB Size 1 Offset 0	Relative Humidity :	47~49%						
Test Engineer :	Kyle Chung and Abi Lin	Polarization :	Vertical						
Remark :	Spurious emissions within 30-10th harmonic were found more than 20dB below limit line.								
Frequency (MHz)	EIRP (dBm)	Limit (dBm)	Over Limit (dB)	SPA Reading (dBm)	S.G. Power (dBm)	TX Cable loss (dB)	TX Antenna Gain (dBi)	Polarization (H/V)	Result
3819	-46.21	-13	-33.21	-61.25	-52.55	2.59	8.93	V	Pass
5730	-30.65	-13	-17.65	-50.37	-38.55	3.08	10.98	V	Pass
7641	-39.49	-13	-26.49	-62.5	-48.02	3.64	12.17	V	Pass



<High Channel>

Band :	LTE Band 25	Temperature :	22~25°C						
Test Mode :	10MHz QPSK RB Size 1 Offset 0	Relative Humidity :	47~49%						
Test Engineer :	Kyle Chung and Abi Lin	Polarization :	Horizontal						
Remark :	Spurious emissions within 30-10th harmonic were found more than 20dB below limit line.								
Frequency (MHz)	EIRP (dBm)	Limit (dBm)	Over Limit (dB)	SPA Reading (dBm)	S.G. Power (dBm)	TX Cable loss (dB)	TX Antenna Gain (dBi)	Polarization (H/V)	Result
3812	-45.88	-13	-32.88	-61.02	-52.24	2.52	8.88	H	Pass
5716	-35.45	-13	-22.45	-55.96	-43.11	3.09	10.75	H	Pass
7620	-41.04	-13	-28.04	-65.52	-49.68	3.65	12.29	H	Pass

Band :	LTE Band 25	Temperature :	22~25°C						
Test Mode :	10MHz QPSK RB Size 1 Offset 0	Relative Humidity :	47~49%						
Test Engineer :	Kyle Chung and Abi Lin	Polarization :	Vertical						
Remark :	Spurious emissions within 30-10th harmonic were found more than 20dB below limit line.								
Frequency (MHz)	EIRP (dBm)	Limit (dBm)	Over Limit (dB)	SPA Reading (dBm)	S.G. Power (dBm)	TX Cable loss (dB)	TX Antenna Gain (dBi)	Polarization (H/V)	Result
3812	-45.48	-13	-32.48	-60.11	-51.84	2.52	8.88	V	Pass
5716	-33.36	-13	-20.36	-53.01	-41.02	3.09	10.75	V	Pass
7620	-39.47	-13	-26.47	-62.32	-48.11	3.65	12.29	V	Pass



<High Channel>

Band :	LTE Band 25	Temperature :	22~25°C						
Test Mode :	15MHz QPSK RB Size 1 Offset 0	Relative Humidity :	47~49%						
Test Engineer :	Kyle Chung and Abi Lin	Polarization :	Horizontal						
Remark :	Spurious emissions within 30-10th harmonic were found more than 20dB below limit line.								
Frequency (MHz)	EIRP (dBm)	Limit (dBm)	Over Limit (dB)	SPA Reading (dBm)	S.G. Power (dBm)	TX Cable loss (dB)	TX Antenna Gain (dBi)	Polarization (H/V)	Result
3805	-46.11	-13	-33.11	-61.33	-52.42	2.52	8.83	H	Pass
5702	-37.29	-13	-24.29	-57.69	-45.02	3.03	10.76	H	Pass
7606	-41.03	-13	-28.03	-65.34	-49.58	3.61	12.16	H	Pass

Band :	LTE Band 25	Temperature :	22~25°C						
Test Mode :	15MHz QPSK RB Size 1 Offset 0	Relative Humidity :	47~49%						
Test Engineer :	Kyle Chung and Abi Lin	Polarization :	Vertical						
Remark :	Spurious emissions within 30-10th harmonic were found more than 20dB below limit line.								
Frequency (MHz)	EIRP (dBm)	Limit (dBm)	Over Limit (dB)	SPA Reading (dBm)	S.G. Power (dBm)	TX Cable loss (dB)	TX Antenna Gain (dBi)	Polarization (H/V)	Result
3805	-45.16	-13	-32.16	-59.86	-51.47	2.52	8.83	V	Pass
5702	-36.62	-13	-23.62	-56.02	-44.35	3.03	10.76	V	Pass
7606	-38.29	-13	-25.29	-61.31	-46.84	3.61	12.16	V	Pass



<High Channel>

Band :	LTE Band 25				Temperature :	22~25°C			
Test Mode :	20MHz QPSK RB Size 1 Offset 0				Relative Humidity :	47~49%			
Test Engineer :	Kyle Chung and Abi Lin				Polarization :	Horizontal			
Remark :	Spurious emissions within 30-10th harmonic were found more than 20dB below limit line.								
Frequency (MHz)	EIRP (dBm)	Limit (dBm)	Over Limit (dB)	SPA Reading (dBm)	S.G. Power (dBm)	TX Cable loss (dB)	TX Antenna Gain (dBi)	Polarization (H/V)	Result
3791	-47.64	-13	-34.64	-62.73	-54.02	2.52	8.90	H	Pass
5688	-39.28	-13	-26.28	-59.61	-47.03	3.01	10.76	H	Pass
7585	-41.21	-13	-28.21	-65.78	-49.74	3.62	12.15	H	Pass

Band :	LTE Band 25				Temperature :	22~25°C			
Test Mode :	20MHz QPSK RB Size 1 Offset 0				Relative Humidity :	47~49%			
Test Engineer :	Kyle Chung and Abi Lin				Polarization :	Vertical			
Remark :	Spurious emissions within 30-10th harmonic were found more than 20dB below limit line.								
Frequency (MHz)	EIRP (dBm)	Limit (dBm)	Over Limit (dB)	SPA Reading (dBm)	S.G. Power (dBm)	TX Cable loss (dB)	TX Antenna Gain (dBi)	Polarization (H/V)	Result
3791	-46.64	-13	-33.64	-61.67	-53.02	2.52	8.90	V	Pass
5688	-39.37	-13	-26.37	-58.91	-47.12	3.01	10.76	V	Pass
7585	-39.09	-13	-26.09	-62.32	-47.62	3.62	12.15	V	Pass



<Low Channel>

Band :	LTE Band 4	Temperature :	22~25°C						
Test Mode :	1.4MHz QPSK RB Size 1 Offset 0	Relative Humidity :	47~49%						
Test Engineer :	Kyle Chung and Abi Lin	Polarization :	Horizontal						
Remark :	Spurious emissions within 30-10th harmonic were found more than 20dB below limit line.								
Frequency (MHz)	EIRP (dBm)	Limit (dBm)	Over Limit (dB)	SPA Reading (dBm)	S.G. Power (dBm)	TX Cable loss (dB)	TX Antenna Gain (dBi)	Polarization (H/V)	Result
3420	-39.35	-13	-26.35	-52.32	-43.22	4.41	8.28	H	Pass
5128	-42.65	-13	-29.65	-61.89	-47.22	5.28	9.85	H	Pass
6843	-43.41	-13	-30.41	-66.5	-48.64	6.01	11.24	H	Pass

Band :	LTE Band 4	Temperature :	22~25°C						
Test Mode :	1.4MHz QPSK RB Size 1 Offset 0	Relative Humidity :	47~49%						
Test Engineer :	Kyle Chung and Abi Lin	Polarization :	Vertical						
Remark :	Spurious emissions within 30-10th harmonic were found more than 20dB below limit line.								
Frequency (MHz)	EIRP (dBm)	Limit (dBm)	Over Limit (dB)	SPA Reading (dBm)	S.G. Power (dBm)	TX Cable loss (dB)	TX Antenna Gain (dBi)	Polarization (H/V)	Result
3420	-40.33	-13	-27.33	-53.26	-44.2	4.41	8.28	V	Pass
5128	-36.77	-13	-23.77	-55.59	-41.34	5.28	9.85	V	Pass
6843	-39.79	-13	-26.79	-62.01	-45.02	6.01	11.24	V	Pass



<Middle Channel>

Band :	LTE Band 4	Temperature :	22~25°C						
Test Mode :	1.4MHz QPSK RB Size 1 Offset 0	Relative Humidity :	47~49%						
Test Engineer :	Kyle Chung and Abi Lin	Polarization :	Horizontal						
Remark :	Spurious emissions within 30-10th harmonic were found more than 20dB below limit line.								
Frequency (MHz)	EIRP (dBm)	Limit (dBm)	Over Limit (dB)	SPA Reading (dBm)	S.G. Power (dBm)	TX Cable loss (dB)	TX Antenna Gain (dBi)	Polarization (H/V)	Result
3462	-46.29	-13	-33.29	-59.19	-50.12	4.48	8.31	H	Pass
5198	-42.71	-13	-29.71	-62.34	-47.35	5.332	9.98	H	Pass
6927	-41.31	-13	-28.31	-65.11	-46.55	6.1	11.34	H	Pass

Band :	LTE Band 4	Temperature :	22~25°C						
Test Mode :	1.4MHz QPSK RB Size 1 Offset 0	Relative Humidity :	47~49%						
Test Engineer :	Kyle Chung and Abi Lin	Polarization :	Vertical						
Remark :	Spurious emissions within 30-10th harmonic were found more than 20dB below limit line.								
Frequency (MHz)	EIRP (dBm)	Limit (dBm)	Over Limit (dB)	SPA Reading (dBm)	S.G. Power (dBm)	TX Cable loss (dB)	TX Antenna Gain (dBi)	Polarization (H/V)	Result
3462	-47.19	-13	-34.19	-60.69	-51.02	4.48	8.31	V	Pass
5198	-39.01	-13	-26.01	-57.84	-43.65	5.332	9.98	V	Pass
6927	-39.33	-13	-26.33	-62.12	-44.57	6.1	11.34	V	Pass



<High Channel>

Band :	LTE Band 4	Temperature :	22~25°C						
Test Mode :	1.4MHz QPSK RB Size 1 Offset 0	Relative Humidity :	47~49%						
Test Engineer :	Kyle Chung and Abi Lin	Polarization :	Horizontal						
Remark :	Spurious emissions within 30-10th harmonic were found more than 20dB below limit line.								
Frequency (MHz)	EIRP (dBm)	Limit (dBm)	Over Limit (dB)	SPA Reading (dBm)	S.G. Power (dBm)	TX Cable loss (dB)	TX Antenna Gain (dBi)	Polarization (H/V)	Result
3511	-41.08	-13	-28.08	-54.03	-45.35	4.14	8.41	H	Pass
5261	-43.27	-13	-30.27	-62.52	-48.22	5.12	10.07	H	Pass
7018	-41.23	-13	-28.23	-64.89	-46.52	6.13	11.42	H	Pass

Band :	LTE Band 4	Temperature :	22~25°C						
Test Mode :	1.4MHz QPSK RB Size 1 Offset 0	Relative Humidity :	47~49%						
Test Engineer :	Kyle Chung and Abi Lin	Polarization :	Vertical						
Remark :	Spurious emissions within 30-10th harmonic were found more than 20dB below limit line.								
Frequency (MHz)	EIRP (dBm)	Limit (dBm)	Over Limit (dB)	SPA Reading (dBm)	S.G. Power (dBm)	TX Cable loss (dB)	TX Antenna Gain (dBi)	Polarization (H/V)	Result
3511	-40.11	-13	-27.11	-54.46	-44.38	4.14	8.41	V	Pass
5261	-33.27	-13	-20.27	-52.14	-38.22	5.12	10.07	V	Pass
7018	-33.72	-13	-20.72	-56.8	-39.01	6.13	11.42	V	Pass



<Low Channel>

Band :	LTE Band 4	Temperature :	22~25°C						
Test Mode :	3MHz QPSK RB Size 1 Offset 0	Relative Humidity :	47~49%						
Test Engineer :	Kyle Chung and Abi Lin	Polarization :	Horizontal						
Remark :	Spurious emissions within 30-10th harmonic were found more than 20dB below limit line.								
Frequency (MHz)	EIRP (dBm)	Limit (dBm)	Over Limit (dB)	SPA Reading (dBm)	S.G. Power (dBm)	TX Cable loss (dB)	TX Antenna Gain (dBi)	Polarization (H/V)	Result
3420	-39.24	-13	-26.24	-52.16	-43.12	4.43	8.31	H	Pass
5128	-43.06	-13	-30.06	-62.5	-47.63	5.31	9.88	H	Pass
6843	-43.18	-13	-30.18	-66.26	-48.51	6.02	11.35	H	Pass

Band :	LTE Band 4	Temperature :	22~25°C						
Test Mode :	3MHz QPSK RB Size 1 Offset 0	Relative Humidity :	47~49%						
Test Engineer :	Kyle Chung and Abi Lin	Polarization :	Vertical						
Remark :	Spurious emissions within 30-10th harmonic were found more than 20dB below limit line.								
Frequency (MHz)	EIRP (dBm)	Limit (dBm)	Over Limit (dB)	SPA Reading (dBm)	S.G. Power (dBm)	TX Cable loss (dB)	TX Antenna Gain (dBi)	Polarization (H/V)	Result
3420	-40.38	-13	-27.38	-53.58	-44.26	4.43	8.31	V	Pass
5128	-36.64	-13	-23.64	-55.32	-41.21	5.31	9.88	V	Pass
6843	-39.06	-13	-26.06	-61.31	-44.39	6.02	11.35	V	Pass



<Middle Channel>

Band :	LTE Band 4				Temperature :	22~25°C			
Test Mode :	3MHz QPSK RB Size 1 Offset 0				Relative Humidity :	47~49%			
Test Engineer :	Kyle Chung and Abi Lin				Polarization :	Horizontal			
Remark :	Spurious emissions within 30-10th harmonic were found more than 20dB below limit line.								
Frequency (MHz)	EIRP (dBm)	Limit (dBm)	Over Limit (dB)	SPA Reading (dBm)	S.G. Power (dBm)	TX Cable loss (dB)	TX Antenna Gain (dBi)	Polarization (H/V)	Result
3462	-46.22	-13	-33.22	-58.94	-50.05	4.48	8.31	H	Pass
5191	-45.69	-13	-32.69	-65.18	-50.33	5.332	9.98	H	Pass
6927	-41.65	-13	-28.65	-65.1	-46.89	6.1	11.34	H	Pass

Band :	LTE Band 4				Temperature :	22~25°C			
Test Mode :	3MHz QPSK RB Size 1 Offset 0				Relative Humidity :	47~49%			
Test Engineer :	Kyle Chung and Abi Lin				Polarization :	Vertical			
Remark :	Spurious emissions within 30-10th harmonic were found more than 20dB below limit line.								
Frequency (MHz)	EIRP (dBm)	Limit (dBm)	Over Limit (dB)	SPA Reading (dBm)	S.G. Power (dBm)	TX Cable loss (dB)	TX Antenna Gain (dBi)	Polarization (H/V)	Result
3462	-46.39	-13	-33.39	-60.27	-50.22	4.48	8.31	V	Pass
5191	-40.10	-13	-27.10	-58.92	-44.74	5.332	9.98	V	Pass
6927	-40.83	-13	-27.83	-63.58	-46.07	6.1	11.34	V	Pass



<High Channel>

Band :	LTE Band 4	Temperature :	22~25°C						
Test Mode :	3MHz QPSK RB Size 1 Offset 0	Relative Humidity :	47~49%						
Test Engineer :	Kyle Chung and Abi Lin	Polarization :	Horizontal						
Remark :	Spurious emissions within 30-10th harmonic were found more than 20dB below limit line.								
Frequency (MHz)	EIRP (dBm)	Limit (dBm)	Over Limit (dB)	SPA Reading (dBm)	S.G. Power (dBm)	TX Cable loss (dB)	TX Antenna Gain (dBi)	Polarization (H/V)	Result
3504	-41.25	-13	-28.25	-53.96	-45.52	4.14	8.41	H	Pass
5254	-44.08	-13	-31.08	-63.39	-49.03	5.12	10.07	H	Pass
7011	-40.73	-13	-27.73	-64.85	-46.02	6.13	11.42	H	Pass

Band :	LTE Band 4	Temperature :	22~25°C						
Test Mode :	3MHz QPSK RB Size 1 Offset 0	Relative Humidity :	47~49%						
Test Engineer :	Kyle Chung and Abi Lin	Polarization :	Vertical						
Remark :	Spurious emissions within 30-10th harmonic were found more than 20dB below limit line.								
Frequency (MHz)	EIRP (dBm)	Limit (dBm)	Over Limit (dB)	SPA Reading (dBm)	S.G. Power (dBm)	TX Cable loss (dB)	TX Antenna Gain (dBi)	Polarization (H/V)	Result
3504	-41.11	-13	-28.11	-55.18	-45.38	4.14	8.41	V	Pass
5254	-37.38	-13	-24.38	-56.32	-42.33	5.12	10.07	V	Pass
7011	-34.73	-13	-21.73	-57.91	-40.02	6.13	11.42	V	Pass



<Low Channel>

Band :	LTE Band 4	Temperature :	22~25°C						
Test Mode :	5MHz QPSK RB Size 1 Offset 0	Relative Humidity :	47~49%						
Test Engineer :	Kyle Chung and Abi Lin	Polarization :	Horizontal						
Remark :	Spurious emissions within 30-10th harmonic were found more than 20dB below limit line.								
Frequency (MHz)	EIRP (dBm)	Limit (dBm)	Over Limit (dB)	SPA Reading (dBm)	S.G. Power (dBm)	TX Cable loss (dB)	TX Antenna Gain (dBi)	Polarization (H/V)	Result
3420	-39.58	-13	-26.58	-52.28	-43.41	4.48	8.31	H	Pass
5128	-41.89	-13	-28.89	-61.33	-46.53	5.332	9.98	H	Pass
6843	-41.86	-13	-28.86	-65.2	-47.1	6.1	11.34	H	Pass

Band :	LTE Band 4	Temperature :	22~25°C						
Test Mode :	5MHz QPSK RB Size 1 Offset 0	Relative Humidity :	47~49%						
Test Engineer :	Kyle Chung and Abi Lin	Polarization :	Vertical						
Remark :	Spurious emissions within 30-10th harmonic were found more than 20dB below limit line.								
Frequency (MHz)	EIRP (dBm)	Limit (dBm)	Over Limit (dB)	SPA Reading (dBm)	S.G. Power (dBm)	TX Cable loss (dB)	TX Antenna Gain (dBi)	Polarization (H/V)	Result
3420	-41.45	-13	-28.45	-54.71	-45.28	4.48	8.31	V	Pass
5128	-37.72	-13	-24.72	-56.41	-42.36	5.332	9.98	V	Pass
6843	-38.81	-13	-25.81	-61.14	-44.05	6.1	11.34	V	Pass



<Middle Channel>

Band :	LTE Band 4	Temperature :	22~25°C						
Test Mode :	5MHz QPSK RB Size 1 Offset 0	Relative Humidity :	47~49%						
Test Engineer :	Kyle Chung and Abi Lin	Polarization :	Horizontal						
Remark :	Spurious emissions within 30-10th harmonic were found more than 20dB below limit line.								
Frequency (MHz)	EIRP (dBm)	Limit (dBm)	Over Limit (dB)	SPA Reading (dBm)	S.G. Power (dBm)	TX Cable loss (dB)	TX Antenna Gain (dBi)	Polarization (H/V)	Result
3462	-45.38	-13	-32.38	-58.05	-49.21	4.48	8.31	H	Pass
5191	-44.23	-13	-31.23	-63.53	-48.87	5.332	9.98	H	Pass
6920	-41.79	-13	-28.79	-65.09	-47.03	6.1	11.34	H	Pass

Band :	LTE Band 4	Temperature :	22~25°C						
Test Mode :	5MHz QPSK RB Size 1 Offset 0	Relative Humidity :	47~49%						
Test Engineer :	Kyle Chung and Abi Lin	Polarization :	Vertical						
Remark :	Spurious emissions within 30-10th harmonic were found more than 20dB below limit line.								
Frequency (MHz)	EIRP (dBm)	Limit (dBm)	Over Limit (dB)	SPA Reading (dBm)	S.G. Power (dBm)	TX Cable loss (dB)	TX Antenna Gain (dBi)	Polarization (H/V)	Result
3462	-48.18	-13	-35.18	-61.65	-52.01	4.48	8.31	V	Pass
5191	-39.10	-13	-26.10	-57.85	-43.74	5.332	9.98	V	Pass
6920	-38.37	-13	-25.37	-61.13	-43.61	6.1	11.34	V	Pass



<High Channel>

Band :	LTE Band 4	Temperature :	22~25°C						
Test Mode :	5MHz QPSK RB Size 1 Offset 0	Relative Humidity :	47~49%						
Test Engineer :	Kyle Chung and Abi Lin	Polarization :	Horizontal						
Remark :	Spurious emissions within 30-10th harmonic were found more than 20dB below limit line.								
Frequency (MHz)	EIRP (dBm)	Limit (dBm)	Over Limit (dB)	SPA Reading (dBm)	S.G. Power (dBm)	TX Cable loss (dB)	TX Antenna Gain (dBi)	Polarization (H/V)	Result
3504	-39.79	-13	-26.79	-52.66	-44.06	4.16	8.43	H	Pass
5254	-44.65	-13	-31.65	-64.09	-49.61	5.13	10.09	H	Pass
7004	-41.07	-13	-28.07	-65.07	-46.35	6.15	11.43	H	Pass

Band :	LTE Band 4	Temperature :	22~25°C						
Test Mode :	5MHz QPSK RB Size 1 Offset 0	Relative Humidity :	47~49%						
Test Engineer :	Kyle Chung and Abi Lin	Polarization :	Vertical						
Remark :	Spurious emissions within 30-10th harmonic were found more than 20dB below limit line.								
Frequency (MHz)	EIRP (dBm)	Limit (dBm)	Over Limit (dB)	SPA Reading (dBm)	S.G. Power (dBm)	TX Cable loss (dB)	TX Antenna Gain (dBi)	Polarization (H/V)	Result
3504	-41.14	-13	-28.14	-55.26	-45.41	4.16	8.43	V	Pass
5254	-37.39	-13	-24.39	-56.34	-42.35	5.13	10.09	V	Pass
7004	-36.33	-13	-23.33	-59.54	-41.61	6.15	11.43	V	Pass



<Low Channel>

Band :	LTE Band 4	Temperature :	22~25°C						
Test Mode :	10MHz QPSK RB Size 1 Offset 0	Relative Humidity :	47~49%						
Test Engineer :	Kyle Chung and Abi Lin	Polarization :	Horizontal						
Remark :	Spurious emissions within 30-10th harmonic were found more than 20dB below limit line.								
Frequency (MHz)	EIRP (dBm)	Limit (dBm)	Over Limit (dB)	SPA Reading (dBm)	S.G. Power (dBm)	TX Cable loss (dB)	TX Antenna Gain (dBi)	Polarization (H/V)	Result
3413	-40.05	-13	-27.05	-52.68	-43.87	4.51	8.33	H	Pass
5121	-44.45	-13	-31.45	-63.81	-49.12	5.36	10.03	H	Pass
6829	-42.43	-13	-29.43	-65.55	-47.66	6.13	11.36	H	Pass

Band :	LTE Band 4	Temperature :	22~25°C						
Test Mode :	10MHz QPSK RB Size 1 Offset 0	Relative Humidity :	47~49%						
Test Engineer :	Kyle Chung and Abi Lin	Polarization :	Vertical						
Remark :	Spurious emissions within 30-10th harmonic were found more than 20dB below limit line.								
Frequency (MHz)	EIRP (dBm)	Limit (dBm)	Over Limit (dB)	SPA Reading (dBm)	S.G. Power (dBm)	TX Cable loss (dB)	TX Antenna Gain (dBi)	Polarization (H/V)	Result
3413	-43.40	-13	-30.40	-56.28	-47.22	4.51	8.33	V	Pass
5121	-37.48	-13	-24.48	-56.11	-42.15	5.36	10.03	V	Pass
6829	-37.32	-13	-24.32	-59.63	-42.55	6.13	11.36	V	Pass



<Middle Channel>

Band :	LTE Band 4	Temperature :	22~25°C						
Test Mode :	10MHz QPSK RB Size 1 Offset 0	Relative Humidity :	47~49%						
Test Engineer :	Kyle Chung and Abi Lin	Polarization :	Horizontal						
Remark :	Spurious emissions within 30-10th harmonic were found more than 20dB below limit line.								
Frequency (MHz)	EIRP (dBm)	Limit (dBm)	Over Limit (dB)	SPA Reading (dBm)	S.G. Power (dBm)	TX Cable loss (dB)	TX Antenna Gain (dBi)	Polarization (H/V)	Result
3455	-43.19	-13	-30.19	-56.02	-47.02	4.48	8.31	H	Pass
5184	-43.69	-13	-30.69	-63.14	-48.33	5.332	9.98	H	Pass
6913	-41.97	-13	-28.97	-65.33	-47.21	6.1	11.34	H	Pass

Band :	LTE Band 4	Temperature :	22~25°C						
Test Mode :	10MHz QPSK RB Size 1 Offset 0	Relative Humidity :	47~49%						
Test Engineer :	Kyle Chung and Abi Lin	Polarization :	Vertical						
Remark :	Spurious emissions within 30-10th harmonic were found more than 20dB below limit line.								
Frequency (MHz)	EIRP (dBm)	Limit (dBm)	Over Limit (dB)	SPA Reading (dBm)	S.G. Power (dBm)	TX Cable loss (dB)	TX Antenna Gain (dBi)	Polarization (H/V)	Result
3455	-44.95	-13	-31.95	-58.31	-48.78	4.48	8.31	V	Pass
5184	-41.39	-13	-28.39	-60.18	-46.03	5.332	9.98	V	Pass
6913	-38.27	-13	-25.27	-60.9	-43.51	6.1	11.34	V	Pass



<High Channel>

Band :	LTE Band 4	Temperature :	22~25°C						
Test Mode :	10MHz QPSK RB Size 1 Offset 0	Relative Humidity :	47~49%						
Test Engineer :	Kyle Chung and Abi Lin	Polarization :	Horizontal						
Remark :	Spurious emissions within 30-10th harmonic were found more than 20dB below limit line.								
Frequency (MHz)	EIRP (dBm)	Limit (dBm)	Over Limit (dB)	SPA Reading (dBm)	S.G. Power (dBm)	TX Cable loss (dB)	TX Antenna Gain (dBi)	Polarization (H/V)	Result
3490	-41.36	-13	-28.36	-54.15	-45.55	4.2	8.39	H	Pass
5240	-45.35	-13	-32.35	-64.89	-50.23	5.17	10.05	H	Pass
6983	-41.61	-13	-28.61	-65.26	-46.81	6.2	11.40	H	Pass

Band :	LTE Band 4	Temperature :	22~25°C						
Test Mode :	10MHz QPSK RB Size 1 Offset 0	Relative Humidity :	47~49%						
Test Engineer :	Kyle Chung and Abi Lin	Polarization :	Vertical						
Remark :	Spurious emissions within 30-10th harmonic were found more than 20dB below limit line.								
Frequency (MHz)	EIRP (dBm)	Limit (dBm)	Over Limit (dB)	SPA Reading (dBm)	S.G. Power (dBm)	TX Cable loss (dB)	TX Antenna Gain (dBi)	Polarization (H/V)	Result
3490	-42.92	-13	-29.92	-56.69	-47.11	4.2	8.39	V	Pass
5240	-42.14	-13	-29.14	-60.8	-47.02	5.17	10.05	V	Pass
6983	-40.18	-13	-27.18	-63.33	-45.38	6.2	11.40	V	Pass



<Low Channel>

Band :	LTE Band 4	Temperature :	22~25°C						
Test Mode :	15MHz QPSK RB Size 1 Offset 0	Relative Humidity :	47~49%						
Test Engineer :	Kyle Chung and Abi Lin	Polarization :	Horizontal						
Remark :	Spurious emissions within 30-10th harmonic were found more than 20dB below limit line.								
Frequency (MHz)	EIRP (dBm)	Limit (dBm)	Over Limit (dB)	SPA Reading (dBm)	S.G. Power (dBm)	TX Cable loss (dB)	TX Antenna Gain (dBi)	Polarization (H/V)	Result
3420	-36.34	-13	-23.34	-37.89	-40.11	4.59	8.36	H	Pass
5135	-41.14	-13	-28.14	-42.34	-45.78	5.41	10.05	H	Pass
6843	-39.98	-13	-26.98	-41.21	-45.22	6.15	11.39	H	Pass

Band :	LTE Band 4	Temperature :	22~25°C						
Test Mode :	15MHz QPSK RB Size 1 Offset 0	Relative Humidity :	47~49%						
Test Engineer :	Kyle Chung and Abi Lin	Polarization :	Vertical						
Remark :	Spurious emissions within 30-10th harmonic were found more than 20dB below limit line.								
Frequency (MHz)	EIRP (dBm)	Limit (dBm)	Over Limit (dB)	SPA Reading (dBm)	S.G. Power (dBm)	TX Cable loss (dB)	TX Antenna Gain (dBi)	Polarization (H/V)	Result
3420	-42.78	-13	-29.78	-44.09	-46.55	4.59	8.36	V	Pass
5135	-32.58	-13	-19.58	-34.17	-37.22	5.41	10.05	V	Pass
6843	-34.98	-13	-21.98	-36.04	-40.22	6.15	11.39	V	Pass



<Middle Channel>

Band :	LTE Band 4	Temperature :	22~25°C						
Test Mode :	15MHz QPSK RB Size 1 Offset 0	Relative Humidity :	47~49%						
Test Engineer :	Kyle Chung and Abi Lin	Polarization :	Horizontal						
Remark :	Spurious emissions within 30-10th harmonic were found more than 20dB below limit line.								
Frequency (MHz)	EIRP (dBm)	Limit (dBm)	Over Limit (dB)	SPA Reading (dBm)	S.G. Power (dBm)	TX Cable loss (dB)	TX Antenna Gain (dBi)	Polarization (H/V)	Result
3455	-41.39	-13	-28.39	-54.26	-45.22	4.48	8.31	H	Pass
5177	-41.69	-13	-28.69	-61.22	-46.33	5.332	9.98	H	Pass
6906	-37.98	-13	-24.98	-61.2	-43.22	6.1	11.34	H	Pass

Band :	LTE Band 4	Temperature :	22~25°C						
Test Mode :	15MHz QPSK RB Size 1 Offset 0	Relative Humidity :	47~49%						
Test Engineer :	Kyle Chung and Abi Lin	Polarization :	Vertical						
Remark :	Spurious emissions within 30-10th harmonic were found more than 20dB below limit line.								
Frequency (MHz)	EIRP (dBm)	Limit (dBm)	Over Limit (dB)	SPA Reading (dBm)	S.G. Power (dBm)	TX Cable loss (dB)	TX Antenna Gain (dBi)	Polarization (H/V)	Result
3455	-48.19	-13	-35.19	-61.68	-52.02	4.48	8.31	V	Pass
5177	-33.58	-13	-20.58	-52.05	-38.22	5.332	9.98	V	Pass
6906	-33.89	-13	-20.89	-56.85	-39.13	6.1	11.34	V	Pass



<High Channel>

Band :	LTE Band 4	Temperature :	22~25°C						
Test Mode :	15MHz QPSK RB Size 1 Offset 0	Relative Humidity :	47~49%						
Test Engineer :	Kyle Chung and Abi Lin	Polarization :	Horizontal						
Remark :	Spurious emissions within 30-10th harmonic were found more than 20dB below limit line.								
Frequency (MHz)	EIRP (dBm)	Limit (dBm)	Over Limit (dB)	SPA Reading (dBm)	S.G. Power (dBm)	TX Cable loss (dB)	TX Antenna Gain (dBi)	Polarization (H/V)	Result
3483	-38.74	-13	-25.74	-39.57	-42.88	4.24	8.38	H	Pass
5226	-45.15	-13	-32.15	-64.5	-50.02	5.18	10.05	H	Pass
6962	-40.84	-13	-27.84	-64.51	-46.03	6.19	11.38	H	Pass

Band :	LTE Band 4	Temperature :	22~25°C						
Test Mode :	15MHz QPSK RB Size 1 Offset 0	Relative Humidity :	47~49%						
Test Engineer :	Kyle Chung and Abi Lin	Polarization :	Vertical						
Remark :	Spurious emissions within 30-10th harmonic were found more than 20dB below limit line.								
Frequency (MHz)	EIRP (dBm)	Limit (dBm)	Over Limit (dB)	SPA Reading (dBm)	S.G. Power (dBm)	TX Cable loss (dB)	TX Antenna Gain (dBi)	Polarization (H/V)	Result
3483	-44.97	-13	-31.97	-59	-49.11	4.24	8.38	V	Pass
5226	-42.35	-13	-29.35	-61.27	-47.22	5.18	10.05	V	Pass
6962	-37.84	-13	-24.84	-60.87	-43.03	6.19	11.38	V	Pass



<Low Channel>

Band :	LTE Band 4	Temperature :	22~25°C						
Test Mode :	20MHz QPSK RB Size 1 Offset 0	Relative Humidity :	47~49%						
Test Engineer :	Kyle Chung and Abi Lin	Polarization :	Horizontal						
Remark :	Spurious emissions within 30-10th harmonic were found more than 20dB below limit line.								
Frequency (MHz)	EIRP (dBm)	Limit (dBm)	Over Limit (dB)	SPA Reading (dBm)	S.G. Power (dBm)	TX Cable loss (dB)	TX Antenna Gain (dBi)	Polarization (H/V)	Result
3420	-36.44	-13	-23.44	-37.7	-40.22	4.62	8.40	H	Pass
5135	-40.86	-13	-27.86	-42.21	-45.49	5.45	10.08	H	Pass
6843	-39.97	-13	-26.97	-41.07	-45.21	6.18	11.42	H	Pass

Band :	LTE Band 4	Temperature :	22~25°C						
Test Mode :	20MHz QPSK RB Size 1 Offset 0	Relative Humidity :	47~49%						
Test Engineer :	Kyle Chung and Abi Lin	Polarization :	Vertical						
Remark :	Spurious emissions within 30-10th harmonic were found more than 20dB below limit line.								
Frequency (MHz)	EIRP (dBm)	Limit (dBm)	Over Limit (dB)	SPA Reading (dBm)	S.G. Power (dBm)	TX Cable loss (dB)	TX Antenna Gain (dBi)	Polarization (H/V)	Result
3420	-39.63	-13	-26.63	-40.97	-43.41	4.62	8.40	V	Pass
5135	-31.60	-13	-18.60	-32.63	-36.23	5.45	10.08	V	Pass
6843	-36.78	-13	-23.78	-38.09	-42.02	6.18	11.42	V	Pass



<Middle Channel>

Band :	LTE Band 4	Temperature :	22~25°C						
Test Mode :	20MHz QPSK RB Size 1 Offset 0	Relative Humidity :	47~49%						
Test Engineer :	Kyle Chung and Abi Lin	Polarization :	Horizontal						
Remark :	Spurious emissions within 30-10th harmonic were found more than 20dB below limit line.								
Frequency (MHz)	EIRP (dBm)	Limit (dBm)	Over Limit (dB)	SPA Reading (dBm)	S.G. Power (dBm)	TX Cable loss (dB)	TX Antenna Gain (dBi)	Polarization (H/V)	Result
3448	-41.19	-13	-28.19	-42.21	-45.02	4.48	8.31	H	Pass
5170	-42.69	-13	-29.69	-43.84	-47.33	5.332	9.98	H	Pass
6892	-39.47	-13	-26.47	-40.6	-44.71	6.1	11.34	H	Pass

Band :	LTE Band 4	Temperature :	22~25°C						
Test Mode :	20MHz QPSK RB Size 1 Offset 0	Relative Humidity :	47~49%						
Test Engineer :	Kyle Chung and Abi Lin	Polarization :	Vertical						
Remark :	Spurious emissions within 30-10th harmonic were found more than 20dB below limit line.								
Frequency (MHz)	EIRP (dBm)	Limit (dBm)	Over Limit (dB)	SPA Reading (dBm)	S.G. Power (dBm)	TX Cable loss (dB)	TX Antenna Gain (dBi)	Polarization (H/V)	Result
3448	-41.28	-13	-28.28	-42.69	-45.11	4.48	8.31	V	Pass
5170	-35.38	-13	-22.38	-36.4	-40.02	5.332	9.98	V	Pass
6892	-35.31	-13	-22.31	-36.52	-40.55	6.1	11.34	V	Pass



<High Channel>

Band :	LTE Band 4	Temperature :	22~25°C						
Test Mode :	20MHz QPSK RB Size 1 Offset 0	Relative Humidity :	47~49%						
Test Engineer :	Kyle Chung and Abi Lin	Polarization :	Horizontal						
Remark :	Spurious emissions within 30-10th harmonic were found more than 20dB below limit line.								
Frequency (MHz)	EIRP (dBm)	Limit (dBm)	Over Limit (dB)	SPA Reading (dBm)	S.G. Power (dBm)	TX Cable loss (dB)	TX Antenna Gain (dBi)	Polarization (H/V)	Result
3469	-41.46	-13	-28.46	-42.68	-45.55	4.28	8.37	H	Pass
5205	-45.88	-13	-32.88	-47.03	-50.69	5.22	10.03	H	Pass
6941	-41.75	-13	-28.75	-42.88	-46.88	6.23	11.36	H	Pass

Band :	LTE Band 4	Temperature :	22~25°C						
Test Mode :	20MHz QPSK RB Size 1 Offset 0	Relative Humidity :	47~49%						
Test Engineer :	Kyle Chung and Abi Lin	Polarization :	Vertical						
Remark :	Spurious emissions within 30-10th harmonic were found more than 20dB below limit line.								
Frequency (MHz)	EIRP (dBm)	Limit (dBm)	Over Limit (dB)	SPA Reading (dBm)	S.G. Power (dBm)	TX Cable loss (dB)	TX Antenna Gain (dBi)	Polarization (H/V)	Result
3469	-42.26	-13	-29.26	-43.64	-46.35	4.28	8.37	V	Pass
5205	-39.50	-13	-26.50	-58.29	-44.31	5.22	10.03	V	Pass
6941	-38.89	-13	-25.89	-61.6	-44.02	6.23	11.36	V	Pass



<Low Channel>

Band :	LTE Band 13	Temperature :	22~25°C						
Test Mode :	5MHz QPSK RB Size 1 Offset 0	Relative Humidity :	47~49%						
Test Engineer :	Kyle Chung and Abi Lin	Polarization :	Horizontal						
Remark :	Spurious emissions within 30-10th harmonic were found more than 20dB below limit line.								
Frequency (MHz)	ERP (dBm)	Limit (dBm)	Over Limit (dB)	SPA Reading (dBm)	S.G. Power (dBm)	TX Cable loss (dB)	TX Antenna Gain (dBi)	Polarization (H/V)	Result
1559	-50.98	-42.15	-8.83	-54.82	-52.78	1.47	5.42	H	Pass
2338	-58.19	-13	-45.19	-65.65	-60.21	1.85	6.02	H	Pass
3118	-53.92	-13	-40.92	-64.21	-57.03	2.22	7.48	H	Pass

Band :	LTE Band 13	Temperature :	22~25°C						
Test Mode :	10MHz QPSK RB Size 1 Offset 0	Relative Humidity :	47~49%						
Test Engineer :	Kyle Chung and Abi Lin	Polarization :	Vertical						
Remark :	Spurious emissions within 30-10th harmonic were found more than 20dB below limit line.								
Frequency (MHz)	ERP (dBm)	Limit (dBm)	Over Limit (dB)	SPA Reading (dBm)	S.G. Power (dBm)	TX Cable loss (dB)	TX Antenna Gain (dBi)	Polarization (H/V)	Result
1559	-52.32	-42.15	-10.17	-55.24	-54.12	1.47	5.42	V	Pass
2338	-56.00	-13	-43.00	-64.62	-58.02	1.85	6.02	V	Pass
3118	-55.83	-13	-42.83	-65.87	-58.94	2.22	7.48	V	Pass



<Middle Channel>

Band :	LTE Band 13	Temperature :	22~25°C						
Test Mode :	5MHz QPSK RB Size 1 Offset 0	Relative Humidity :	47~49%						
Test Engineer :	Kyle Chung and Abi Lin	Polarization :	Horizontal						
Remark :	Spurious emissions within 30-10th harmonic were found more than 20dB below limit line.								
Frequency (MHz)	ERP (dBm)	Limit (dBm)	Over Limit (dB)	SPA Reading (dBm)	S.G. Power (dBm)	TX Cable loss (dB)	TX Antenna Gain (dBi)	Polarization (H/V)	Result
1561	-52.26	-42.15	-10.11	-55.9	-54.09	1.51	5.49	H	Pass
2344	-55.26	-13	-42.26	-62.63	-57.18	1.98	6.05	H	Pass
3127	-54.03	-13	-41.03	-65.28	-57.05	2.39	7.56	H	Pass

Band :	LTE Band 13	Temperature :	22~25°C						
Test Mode :	5MHz QPSK RB Size 1 Offset 0	Relative Humidity :	47~49%						
Test Engineer :	Kyle Chung and Abi Lin	Polarization :	Vertical						
Remark :	Spurious emissions within 30-10th harmonic were found more than 20dB below limit line.								
Frequency (MHz)	ERP (dBm)	Limit (dBm)	Over Limit (dB)	SPA Reading (dBm)	S.G. Power (dBm)	TX Cable loss (dB)	TX Antenna Gain (dBi)	Polarization (H/V)	Result
1561	-55.85	-42.15	-13.70	-58.49	-57.68	1.51	5.49	V	Pass
2344	-54.29	-13	-41.29	-63.26	-56.21	1.98	6.05	V	Pass
3127	-55.10	-13	-42.10	-64.5	-58.12	2.39	7.56	V	Pass



<High Channel>

Band :	LTE Band 13	Temperature :	22~25°C						
Test Mode :	5MHz QPSK RB Size 1 Offset 0	Relative Humidity :	47~49%						
Test Engineer :	Kyle Chung and Abi Lin	Polarization :	Horizontal						
Remark :	Spurious emissions within 30-10th harmonic were found more than 20dB below limit line.								
Frequency (MHz)	ERP (dBm)	Limit (dBm)	Over Limit (dB)	SPA Reading (dBm)	S.G. Power (dBm)	TX Cable loss (dB)	TX Antenna Gain (dBi)	Polarization (H/V)	Result
1567	-58.33	-42.15	-16.18	-62.46	-60.18	1.56	5.56	H	Pass
2350	-55.08	-13	-42.08	-62.46	-57.01	2.03	6.11	H	Pass
3139	-54.87	-13	-41.87	-65.66	-57.93	2.43	7.64	H	Pass

Band :	LTE Band 13	Temperature :	22~25°C						
Test Mode :	5MHz QPSK RB Size 1 Offset 0	Relative Humidity :	47~49%						
Test Engineer :	Kyle Chung and Abi Lin	Polarization :	Vertical						
Remark :	Spurious emissions within 30-10th harmonic were found more than 20dB below limit line.								
Frequency (MHz)	ERP (dBm)	Limit (dBm)	Over Limit (dB)	SPA Reading (dBm)	S.G. Power (dBm)	TX Cable loss (dB)	TX Antenna Gain (dBi)	Polarization (H/V)	Result
1567	-59.40	-42.15	-17.25	-61.8	-61.25	1.56	5.56	V	Pass
2350	-51.17	-13	-38.17	-59.49	-53.1	2.03	6.11	V	Pass
3139	-55.88	-13	-42.88	-65.2	-58.94	2.43	7.64	V	Pass



<Middle Channel>

Band :	LTE Band 13	Temperature :	22~25°C						
Test Mode :	10MHz QPSK RB Size 1 Offset 0	Relative Humidity :	47~49%						
Test Engineer :	Kyle Chung and Abi Lin	Polarization :	Horizontal						
Remark :	Spurious emissions within 30-10th harmonic were found more than 20dB below limit line.								
Frequency (MHz)	ERP (dBm)	Limit (dBm)	Over Limit (dB)	SPA Reading (dBm)	S.G. Power (dBm)	TX Cable loss (dB)	TX Antenna Gain (dBi)	Polarization (H/V)	Result
1561	-51.36	-42.15	-9.21	-57.46	-53.19	1.51	5.49	H	Pass
2347	-55.71	-13	-42.71	-65.59	-57.63	1.98	6.05	H	Pass
3127	-52.76	-13	-39.76	-64.99	-55.78	2.39	7.56	H	Pass

Band :	LTE Band 13	Temperature :	22~25°C						
Test Mode :	10MHz QPSK RB Size 1 Offset 0	Relative Humidity :	47~49%						
Test Engineer :	Kyle Chung and Abi Lin	Polarization :	Vertical						
Remark :	Spurious emissions within 30-10th harmonic were found more than 20dB below limit line.								
Frequency (MHz)	ERP (dBm)	Limit (dBm)	Over Limit (dB)	SPA Reading (dBm)	S.G. Power (dBm)	TX Cable loss (dB)	TX Antenna Gain (dBi)	Polarization (H/V)	Result
1561	-54.19	-42.15	-12.04	-58.67	-56.02	1.51	5.49	V	Pass
2347	-54.07	-13	-41.07	-65.27	-55.99	1.98	6.05	V	Pass
3127	-53.16	-13	-40.16	-65.13	-56.18	2.39	7.56	V	Pass



<Low Channel>

Band :	LTE Band 17		Temperature :	22~25°C					
Test Mode :	5MHz QPSK RB Size 1 Offset 0		Relative Humidity :	47~49%					
Test Engineer :	Kyle Chung and Abi Lin		Polarization :	Horizontal					
Remark :	Spurious emissions within 30-10th harmonic were found more than 20dB below limit line.								
Frequency (MHz)	ERP (dBm)	Limit (dBm)	Over Limit (dB)	SPA Reading (dBm)	S.G. Power (dBm)	TX Cable loss (dB)	TX Antenna Gain (dBi)	Polarization (H/V)	Result
1411	-44.28	-13	-31.28	-48.69	-46.22	1.51	5.60	H	Pass
2113	-34.02	-13	-21.02	-41.96	-36.05	1.82	6.00	H	Pass
2818	-40.52	-13	-27.52	-49.75	-43.15	2.2	6.98	H	Pass
3523	-50.61	-13	-37.61	-61.8	-54.28	2.42	8.24	H	Pass

Band :	LTE Band 17		Temperature :	22~25°C					
Test Mode :	5MHz QPSK RB Size 1 Offset 0		Relative Humidity :	47~49%					
Test Engineer :	Kyle Chung and Abi Lin		Polarization :	Vertical					
Remark :	Spurious emissions within 30-10th harmonic were found more than 20dB below limit line.								
Frequency (MHz)	ERP (dBm)	Limit (dBm)	Over Limit (dB)	SPA Reading (dBm)	S.G. Power (dBm)	TX Cable loss (dB)	TX Antenna Gain (dBi)	Polarization (H/V)	Result
1411	-49.70	-13	-36.70	-53.36	-51.64	1.51	5.60	V	Pass
2113	-38.34	-13	-25.34	-46.97	-40.37	1.82	6.00	V	Pass
2818	-42.68	-13	-29.68	-53.83	-45.31	2.2	6.98	V	Pass
3523	-50.39	-13	-37.39	-62.52	-54.06	2.42	8.24	V	Pass



<Middle Channel>

Band :	LTE Band 17	Temperature :	22~25°C						
Test Mode :	5MHz QPSK RB Size 1 Offset 0	Relative Humidity :	47~49%						
Test Engineer :	Kyle Chung and Abi Lin	Polarization :	Horizontal						
Remark :	Spurious emissions within 30-10th harmonic were found more than 20dB below limit line.								
Frequency (MHz)	ERP (dBm)	Limit (dBm)	Over Limit (dB)	SPA Reading (dBm)	S.G. Power (dBm)	TX Cable loss (dB)	TX Antenna Gain (dBi)	Polarization (H/V)	Result
1417	-47.41	-13	-34.41	-51.8	-49.34	1.53	5.61	H	Pass
2125	-35.03	-13	-22.03	-43.22	-37.05	1.85	6.02	H	Pass
2833	-47.72	-13	-34.72	-57.18	-50.33	2.24	7.00	H	Pass

Band :	LTE Band 17	Temperature :	22~25°C						
Test Mode :	5MHz QPSK RB Size 1 Offset 0	Relative Humidity :	47~49%						
Test Engineer :	Kyle Chung and Abi Lin	Polarization :	Vertical						
Remark :	Spurious emissions within 30-10th harmonic were found more than 20dB below limit line.								
Frequency (MHz)	ERP (dBm)	Limit (dBm)	Over Limit (dB)	SPA Reading (dBm)	S.G. Power (dBm)	TX Cable loss (dB)	TX Antenna Gain (dBi)	Polarization (H/V)	Result
1417	-46.20	-13	-33.20	-49.89	-48.13	1.53	5.61	V	Pass
2125	-38.47	-13	-25.47	-47.54	-40.49	1.85	6.02	V	Pass
2833	-49.72	-13	-36.72	-60.82	-52.33	2.24	7.00	V	Pass



<High Channel>

Band :	LTE Band 17	Temperature :	22~25°C						
Test Mode :	5MHz QPSK RB Size 1 Offset 0	Relative Humidity :	47~49%						
Test Engineer :	Kyle Chung and Abi Lin	Polarization :	Horizontal						
Remark :	Spurious emissions within 30-10th harmonic were found more than 20dB below limit line.								
Frequency (MHz)	ERP (dBm)	Limit (dBm)	Over Limit (dB)	SPA Reading (dBm)	S.G. Power (dBm)	TX Cable loss (dB)	TX Antenna Gain (dBi)	Polarization (H/V)	Result
1423	-40.76	-13	-27.76	-44.93	-42.71	1.54	5.64	H	Pass
2134	-41.18	-13	-28.18	-49.83	-43.24	1.87	6.08	H	Pass
2845	-48.37	-13	-35.37	-57.79	-51.07	2.26	7.11	H	Pass

Band :	LTE Band 17	Temperature :	22~25°C						
Test Mode :	5MHz QPSK RB Size 1 Offset 0	Relative Humidity :	47~49%						
Test Engineer :	Kyle Chung and Abi Lin	Polarization :	Vertical						
Remark :	Spurious emissions within 30-10th harmonic were found more than 20dB below limit line.								
Frequency (MHz)	ERP (dBm)	Limit (dBm)	Over Limit (dB)	SPA Reading (dBm)	S.G. Power (dBm)	TX Cable loss (dB)	TX Antenna Gain (dBi)	Polarization (H/V)	Result
1423	-47.56	-13	-34.56	-51.35	-49.51	1.54	5.64	V	Pass
2134	-46.16	-13	-33.16	-55.48	-48.22	1.87	6.08	V	Pass
2845	-49.63	-13	-36.63	-60.86	-52.33	2.26	7.11	V	Pass



<Low Channel>

Band :	LTE Band 17	Temperature :	22~25°C						
Test Mode :	10MHz QPSK RB Size 1 Offset 0	Relative Humidity :	47~49%						
Test Engineer :	Kyle Chung and Abi Lin	Polarization :	Horizontal						
Remark :	Spurious emissions within 30-10th harmonic were found more than 20dB below limit line.								
Frequency (MHz)	ERP (dBm)	Limit (dBm)	Over Limit (dB)	SPA Reading (dBm)	S.G. Power (dBm)	TX Cable loss (dB)	TX Antenna Gain (dBi)	Polarization (H/V)	Result
1411	-45.27	-13	-32.27	-49.34	-47.21	1.52	5.61	H	Pass
2116	-33.02	-13	-20.02	-41.25	-35.06	1.83	6.02	H	Pass
2818	-41.73	-13	-28.73	-51.22	-44.35	2.24	7.01	H	Pass
3523	-49.56	-13	-36.56	-60.38	-53.12	2.5	8.21	H	Pass

Band :	LTE Band 17	Temperature :	22~25°C						
Test Mode :	10MHz QPSK RB Size 1 Offset 0	Relative Humidity :	47~49%						
Test Engineer :	Kyle Chung and Abi Lin	Polarization :	Vertical						
Remark :	Spurious emissions within 30-10th harmonic were found more than 20dB below limit line.								
Frequency (MHz)	ERP (dBm)	Limit (dBm)	Over Limit (dB)	SPA Reading (dBm)	S.G. Power (dBm)	TX Cable loss (dB)	TX Antenna Gain (dBi)	Polarization (H/V)	Result
1411	-49.40	-13	-36.40	-53.06	-51.35	1.51	5.61	V	Pass
2116	-37.33	-13	-24.33	-46.2	-39.38	1.82	6.02	V	Pass
2818	-43.71	-13	-30.71	-55.02	-46.37	2.2	7.01	V	Pass
3523	-51.53	-13	-38.53	-63.42	-55.17	2.42	8.21	V	Pass



<Middle Channel>

Band :	LTE Band 17	Temperature :	22~25°C						
Test Mode :	10MHz QPSK RB Size 1 Offset 0	Relative Humidity :	47~49%						
Test Engineer :	Kyle Chung and Abi Lin	Polarization :	Horizontal						
Remark :	Spurious emissions within 30-10th harmonic were found more than 20dB below limit line.								
Frequency (MHz)	ERP (dBm)	Limit (dBm)	Over Limit (dB)	SPA Reading (dBm)	S.G. Power (dBm)	TX Cable loss (dB)	TX Antenna Gain (dBi)	Polarization (H/V)	Result
1411	-46.18	-13	-33.18	-50.02	-48.11	1.53	5.61	H	Pass
2119	-32.20	-13	-19.20	-40.85	-34.22	1.85	6.02	H	Pass
2824	-42.42	-13	-29.42	-51.6	-45.03	2.24	7.00	H	Pass
3529	-50.38	-13	-37.38	-61.42	-54.03	2.46	8.26	H	Pass

Band :	LTE Band 17	Temperature :	22~25°C						
Test Mode :	10MHz QPSK RB Size 1 Offset 0	Relative Humidity :	47~49%						
Test Engineer :	Kyle Chung and Abi Lin	Polarization :	Vertical						
Remark :	Spurious emissions within 30-10th harmonic were found more than 20dB below limit line.								
Frequency (MHz)	ERP (dBm)	Limit (dBm)	Over Limit (dB)	SPA Reading (dBm)	S.G. Power (dBm)	TX Cable loss (dB)	TX Antenna Gain (dBi)	Polarization (H/V)	Result
1411	-49.95	-13	-36.95	-53.59	-51.88	1.53	5.61	V	Pass
2119	-38.33	-13	-25.33	-47.12	-40.35	1.85	6.02	V	Pass
2824	-39.60	-13	-26.60	-50.78	-42.21	2.24	7.00	V	Pass
3529	-50.48	-13	-37.48	-63.09	-54.13	2.46	8.26	V	Pass



<High Channel>

Band :	LTE Band 17	Temperature :	22~25°C						
Test Mode :	10MHz QPSK RB Size 1 Offset 0	Relative Humidity :	47~49%						
Test Engineer :	Kyle Chung and Abi Lin	Polarization :	Horizontal						
Remark :	Spurious emissions within 30-10th harmonic were found more than 20dB below limit line.								
Frequency (MHz)	ERP (dBm)	Limit (dBm)	Over Limit (dB)	SPA Reading (dBm)	S.G. Power (dBm)	TX Cable loss (dB)	TX Antenna Gain (dBi)	Polarization (H/V)	Result
1414	-50.60	-13	-37.60	-54.53	-52.55	1.53	5.63	H	Pass
2122	-33.36	-13	-20.36	-41.63	-35.41	1.88	6.08	H	Pass
2827	-41.67	-13	-28.67	-51.09	-44.36	2.27	7.11	H	Pass
3535	-50.52	-13	-37.52	-61.58	-54.23	2.45	8.31	H	Pass

Band :	LTE Band 17	Temperature :	22~25°C						
Test Mode :	10MHz QPSK RB Size 1 Offset 0	Relative Humidity :	47~49%						
Test Engineer :	Kyle Chung and Abi Lin	Polarization :	Vertical						
Remark :	Spurious emissions within 30-10th harmonic were found more than 20dB below limit line.								
Frequency (MHz)	ERP (dBm)	Limit (dBm)	Over Limit (dB)	SPA Reading (dBm)	S.G. Power (dBm)	TX Cable loss (dB)	TX Antenna Gain (dBi)	Polarization (H/V)	Result
1414	-55.46	-13	-42.46	-59.32	-57.41	1.53	5.63	V	Pass
2119	-38.36	-13	-25.36	-47.23	-40.41	1.88	6.08	V	Pass
2827	-42.86	-13	-29.86	-54.15	-45.55	2.27	7.11	V	Pass
3532	-49.54	-13	-36.54	-61.92	-53.25	2.45	8.31	V	Pass



3.7 Frequency Stability Measurement

3.7.1 Description of Frequency Stability Measurement

The frequency stability shall be measured by variation of ambient temperature and variation of primary supply voltage to ensure that the fundamental emission stays within the authorized frequency block. The frequency stability of the transmitter shall be maintained within $\pm 0.00025\%$ ($\pm 2.5\text{ppm}$) of the center frequency.

3.7.2 Measuring Instruments

The measuring equipment is listed in the section 4 of this test report.

3.7.3 Test Procedures for Temperature Variation

1. The EUT was set up in the thermal chamber and connected with the system simulator.
2. With power OFF, the temperature was decreased to -30°C and the EUT was stabilized before testing. Power was applied and the maximum change in frequency was recorded within one minute.
3. With power OFF, the temperature was raised in 10°C step up to 50°C . The EUT was stabilized at each step for at least half an hour. Power was applied and the maximum frequency change was recorded within one minute.

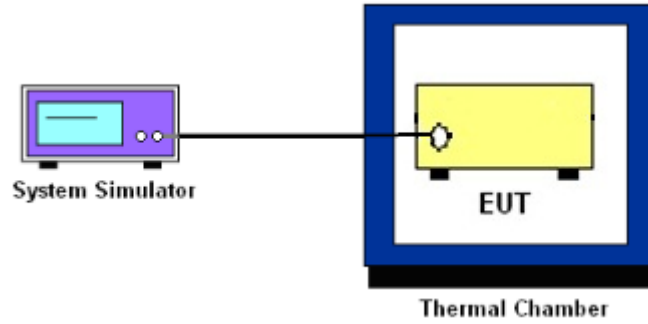
3.7.4 Test Procedures for Voltage Variation

1. The EUT was placed in a temperature chamber at $25\pm 5^{\circ}\text{C}$ and connected with the system simulator.
2. The power supply voltage to the EUT was varied from 85% to 115% of the nominal value measured at the input to the EUT.
3. The variation in frequency was measured for the worst case.

3.7.5 Test Procedures for Frequency Stability (IC)

1. The EUT was connected to spectrum analyzer and system simulator via a power divider.
2. The EUT was operated at the lowest and highest channel
3. Using RBW= 1% OBW and displaying line = -13dBm.
4. The frequency at these points shall be recorded as f_L and f_H respectively.
5. Calculate frequency stability within the 704 – 716 band.

3.7.6 Test Setup





3.7.7 Test Result of Temperature Variation (FCC)

Band :	LTE Band 5 (QPSK)	Limit (ppm) :	2.5
Temperature (°C)	BW 10MHz		Result
	Deviation (ppm)		
50	0.0063		PASS
40	0.0060		
30	0.0055		
20(Ref.)	0.0000		
10	0.0004		
0	0.0079		
-10	0.0007		
-20	0.0019		
-30	0.0051		

Band :	LTE Band 2 (QPSK)	Limit (ppm) :	2.5
Temperature (°C)	BW 10MHz		Result
	Deviation (ppm)		
50	0.0001		PASS
40	0.0071		
30	0.0032		
20(Ref.)	0.0000		
10	0.0101		
0	0.0044		
-10	0.0062		
-20	0.0155		
-30	0.0028		



Band :	LTE Band 25 (QPSK)	Limit (ppm) :	2.5
Temperature (°C)	BW 10MHz		Result
	Deviation (ppm)		
50	0.0140		PASS
40	0.0020		
30	0.0130		
20(Ref.)	0.0000		
10	0.0104		
0	0.0131		
-10	0.0106		
-20	0.0115		
-30	0.0089		

Band :	LTE Band 4 (QPSK)	Limit (ppm) :	2.5
Temperature (°C)	BW 10MHz		Result
	Deviation (ppm)		
50	0.0040		PASS
40	0.0004		
30	0.0006		
20(Ref.)	0.0000		
10	0.0008		
0	0.0050		
-10	0.0007		
-20	0.0009		
-30	0.0005		



Band :	LTE Band 13 (QPSK)	Limit (ppm) :	2.5
Temperature (°C)	BW 10MHz		Result
	Deviation (ppm)		
50	0.0003		PASS
40	0.0031		
30	0.0009		
20(Ref.)	0.0000		
10	0.0046		
0	0.0005		
-10	0.0023		
-20	0.0017		
-30	0.0005		

Band :	LTE Band 17 (QPSK)	Limit (ppm) :	2.5
Temperature (°C)	BW 10MHz		Result
	Deviation (ppm)		
50	0.0101		PASS
40	0.0039		
30	0.0037		
20(Ref.)	0.0000		
10	0.0049		
0	0.0010		
-10	0.0059		
-20	0.0030		
-30	0.0007		



3.7.8 Test Result of Voltage Variation (FCC)

Band	Bandwidth	Voltage (Volt)	Deviation (ppm)	Limit (ppm)	Result
LTE Band 5	10M	40.00	0.0050	2.5	PASS
		Normal	0.0068		
		8.00	0.0039		
LTE Band 2	10M	40.00	0.0107	2.5	PASS
		Normal	0.0121		
		8.00	0.0100		
LTE Band 25	10M	40.00	0.0101	2.5	PASS
		Normal	0.0017		
		8.00	0.0124		
LTE Band 4	10M	40.00	0.0021	2.5	PASS
		Normal	0.0036		
		8.00	0.0010		
LTE Band 13	10M	40.00	0.0074	2.5	PASS
		Normal	0.0018		
		8.00	0.0029		
LTE Band 17	10M	40.00	0.0011	2.5	PASS
		Normal	0.0090		
		8.00	0.0039		

Remark:

1. Normal Voltage = 12.00V.
2. The manufacturer declared that the EUT could work properly between voltage 8.00V ~ 40.00V.



3.7.9 Test Result of Temperature and Voltage Variation (IC)

Band :		LTE Band 13	
Condition		Frequency Offset (Δf) (Hz)	Note
Temperature	50 °C	1.5	MAX(Δf) = 4.5Hz
	40 °C	-1.1	
	30 °C	2	
	20 °C(Ref.)	1.3	
	10 °C	-2.3	
	0 °C	0.9	
	-10 °C	-0.5	
	-20 °C	2.6	
	-30 °C	1.7	
Voltage	40.00	-4.5	
	Normal	2.7	
	8.00	-1	

Band :		LTE Band 17	
Condition		Frequency Offset (Δf) (Hz)	Note
Temperature	50 °C	-5.7	MAX(Δf) = 5.7Hz
	40 °C	-1.3	
	30 °C	-1.1	
	20 °C(Ref.)	1.5	
	10 °C	-2	
	0 °C	0.8	
	-10 °C	5.7	
	-20 °C	3.6	
	-30 °C	1	
Voltage	40.00	2.3	
	Normal	-4.9	
	8.00	4.3	

Remark:

1. Normal Voltage = 12.00V.
2. The manufacturer declared that the EUT could work properly between voltage 8.00V ~ 40.00V.



3.7.10 Test Result of Frequency Stability (IC)

Band :	LTE Band 13
--------	-------------

Frequency Stability	Frequency (MHz)	Limit Line	Result
$f_L - \text{MAX}(\Delta f) $	777.1600	≥ 777 MHz	PASS
$f_H + \text{MAX}(\Delta f) $	786.8400	≤ 787 MHz	

Band :	LTE Band 17
--------	-------------

Frequency Stability	Frequency (MHz)	Limit Line	Result
$f_L - \text{MAX}(\Delta f) $	704.1570	≥ 704 MHz	PASS
$f_H + \text{MAX}(\Delta f) $	715.8400	≤ 716 MHz	



4 List of Measuring Equipment

Instrument	Manufacturer	Model No.	Serial No.	Characteristics	Calibration Date	Test Date	Due Date	Remark
Thermal Chamber	Ten Billion	TTH-D3SP	TBN-930701	N/A	Jul. 19, 2013	Jun. 06, 2014 ~ Jun. 08, 2014	Jul. 18, 2014	Conducted (TH02-HY)
Spectrum Analyzer	Agilent	E4446A	MY50180136	3Hz~44GHz	Apr. 21, 2014	Jun. 06, 2014 ~ Jun. 08, 2014	Apr. 20, 2015	Conducted (TH02-HY)
LTE Base Station	Anritsu	MT8820C	6201026480	30MHz~2.7GHz SISO (FDD Band 1~26)	Jan. 07, 2014	Jun. 06, 2014 ~ Jun. 08, 2014	Jan. 06, 2015	Conducted (TH02-HY)
Spectrum Analyzer	Rohde & Schwarz	FSV30	101749	10Hz ~ 30GHz	Feb. 10, 2014	Jun. 26, 2014 ~ Jul. 19, 2014	Feb. 09, 2015	Radiation (03CH07-HY)
Bilog Antenna	Schaffner	CBL6111C	2726	30MHz ~ 1GHz	Oct. 10, 2013	Jun. 26, 2014 ~ Jul. 19, 2014	Oct. 09, 2014	Radiation (03CH07-HY)
Double Ridge Horn Antenna	ESCO	3117	75962	1GHz~18GHz	Aug. 22, 2013	Jun. 26, 2014 ~ Jul. 19, 2014	Aug. 21, 2014	Radiation (03CH07-HY)
Preamplifier	COM-POWER	PA-103A	161241	10 MHz ~ 1000MHz	Mar. 17, 2014	Jun. 26, 2014 ~ Jul. 19, 2014	Mar. 16, 2015	Radiation (03CH07-HY)
Preamplifier	Agilent	8449B	3008A02362	1 GHz~26.5 GHz	Nov. 29, 2013	Jun. 26, 2014 ~ Jul. 19, 2014	Nov. 28, 2014	Radiation (03CH07-HY)
Turn Table	ChainTek	ChainTek 3000	N/A	0 ~ 360 degree	N/A	Jun. 26, 2014 ~ Jul. 19, 2014	N/A	Radiation (03CH07-HY)
Antenna Mast	ChainTek	M-400-0	114/8000604	N/A	N/A	Jun. 26, 2014 ~ Jul. 19, 2014	N/A	Radiation (03CH07-HY)



5 Uncertainty of Evaluation

Uncertainty of Radiated Emission Measurement (30 MHz ~ 1000 MHz)

Measuring Uncertainty for a Level of Confidence of 95% ($U = 2Uc(y)$)	4.50
---	------

