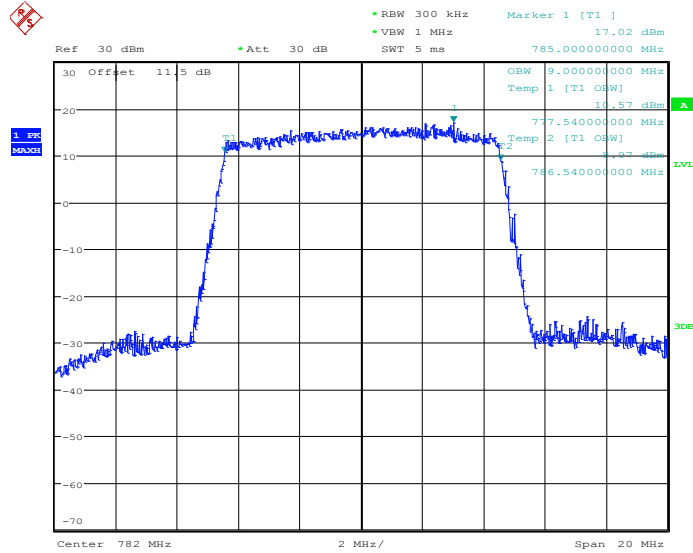




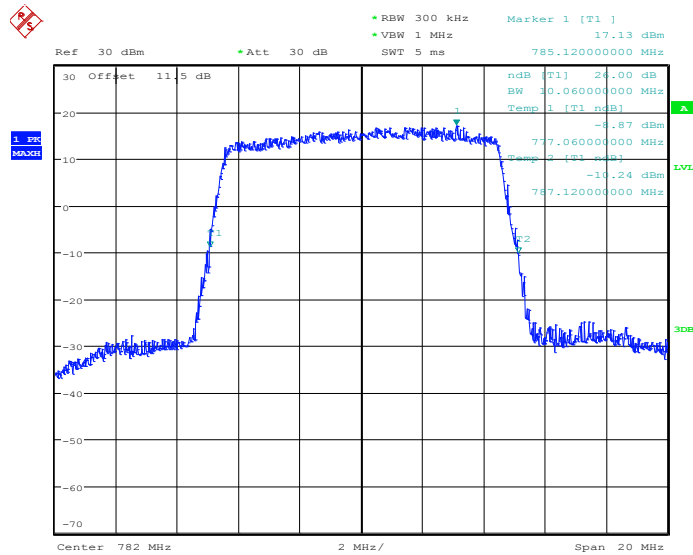
| | | | |
|---------------|-------------|--------------------|--------------|
| Band : | LTE Band 13 | BW / Mod. : | 10MHz / QPSK |
|---------------|-------------|--------------------|--------------|

99% Occupied Bandwidth Plot on Channel 23230



Date: 8.JUN.2014 12:09:43

26dB Bandwidth Plot on Channel 23230

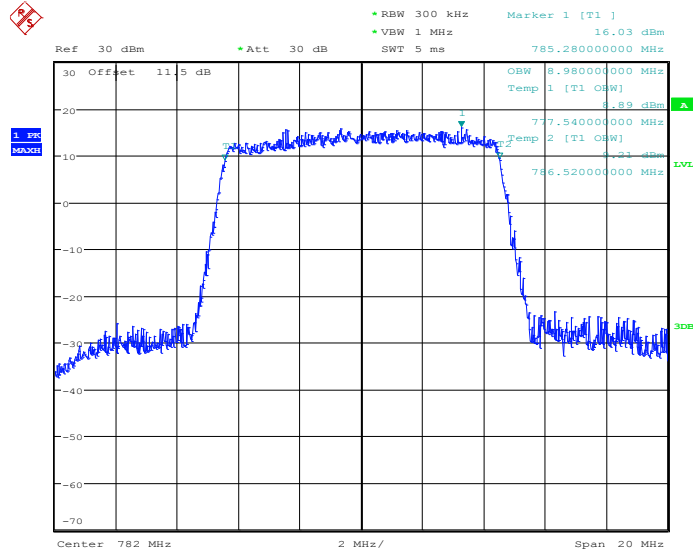


Date: 8.JUN.2014 12:10:21



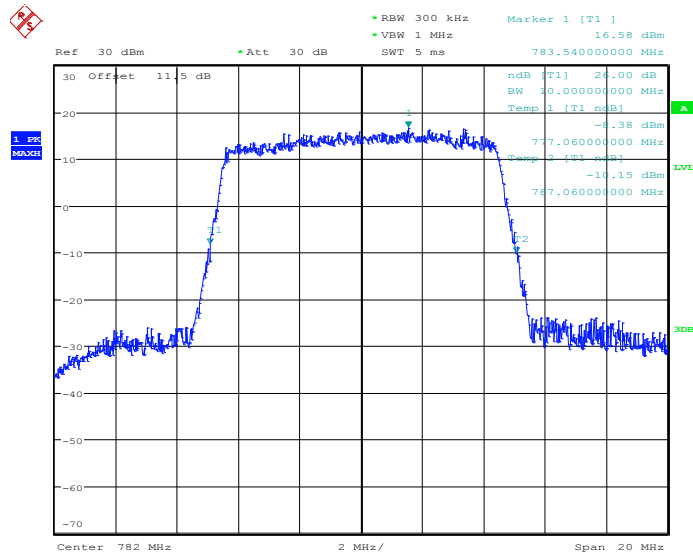
| | | | |
|---------------|-------------|--------------------|---------------|
| Band : | LTE Band 13 | BW / Mod. : | 10MHz / 16QAM |
|---------------|-------------|--------------------|---------------|

99% Occupied Bandwidth Plot on Channel 23230



Date: 8.JUN.2014 12:10:01

26dB Bandwidth Plot on Channel 23230

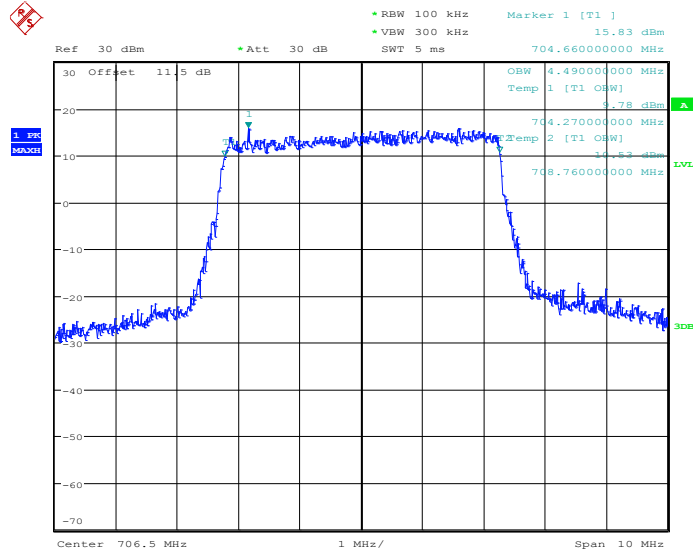


Date: 8.JUN.2014 12:10:41



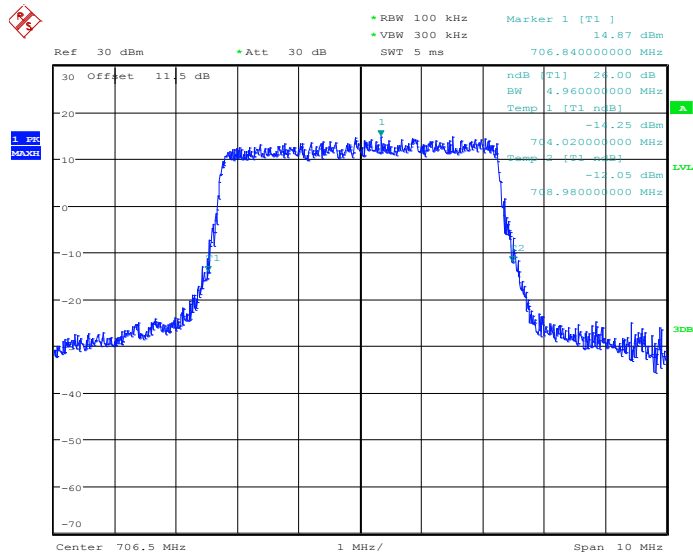
| | | | |
|---------------|-------------|--------------------|-------------|
| Band : | LTE Band 17 | BW / Mod. : | 5MHz / QPSK |
|---------------|-------------|--------------------|-------------|

99% Occupied Bandwidth Plot on Channel 23755



Date: 18.JUN.2014 19:25:31

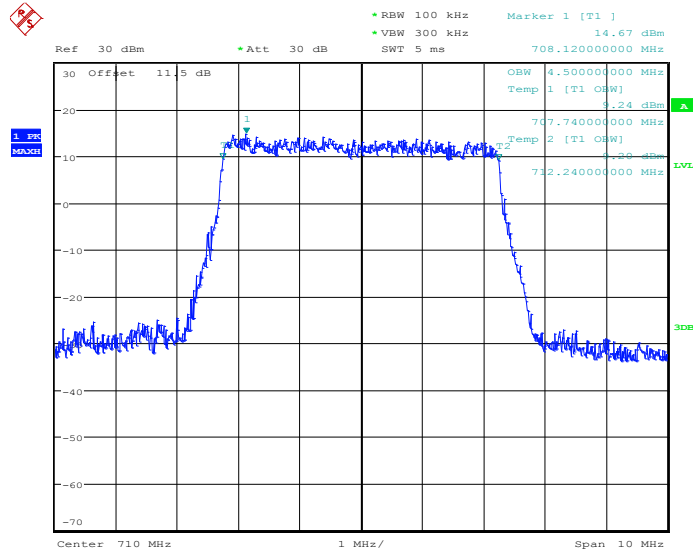
26dB Bandwidth Plot on Channel 23755



Date: 8.JUN.2014 11:27:53

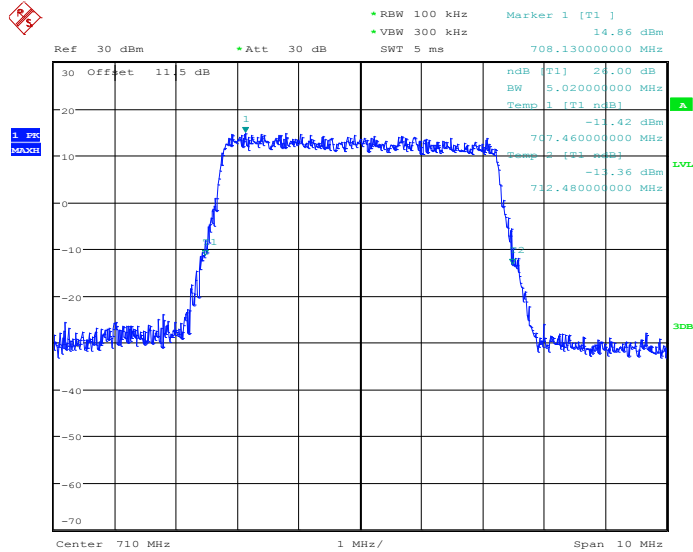


99% Occupied Bandwidth Plot on Channel 23790



Date: 8.JUN.2014 11:33:53

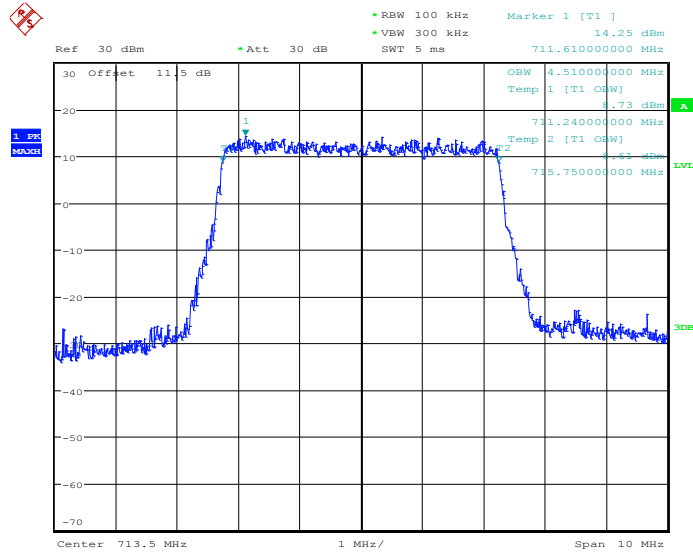
26dB Bandwidth Plot on Channel 23790



Date: 8.JUN.2014 11:34:31

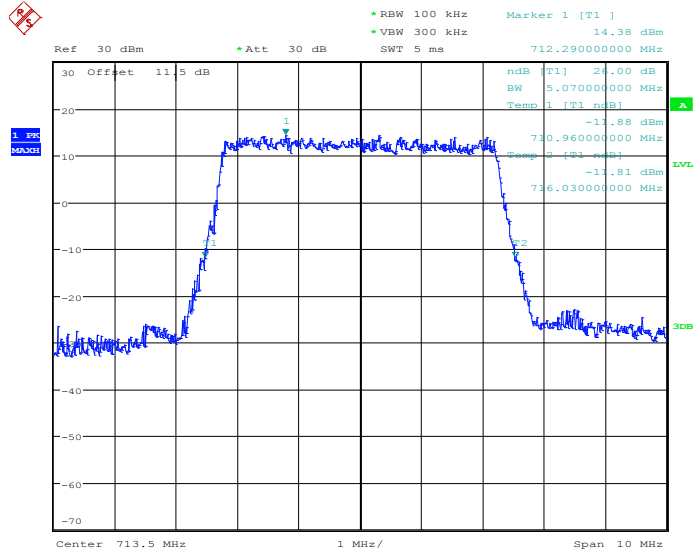


99% Occupied Bandwidth Plot on Channel 23825



Date: 8.JUN.2014 11:37:14

26dB Bandwidth Plot on Channel 23825

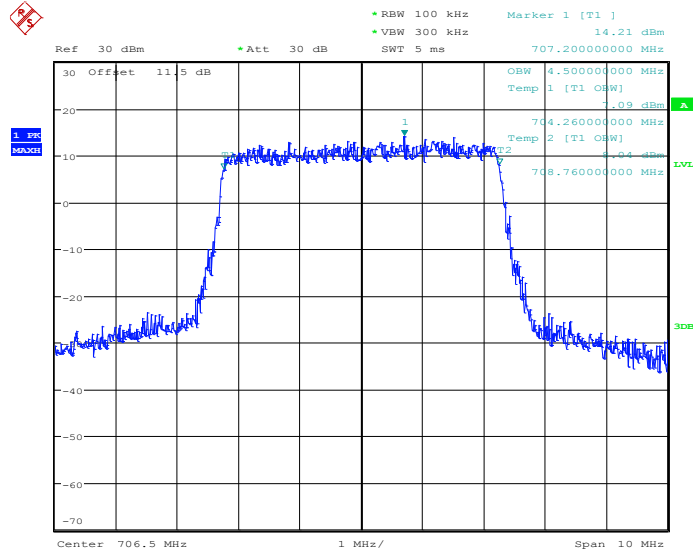


Date: 8.JUN.2014 11:37:52



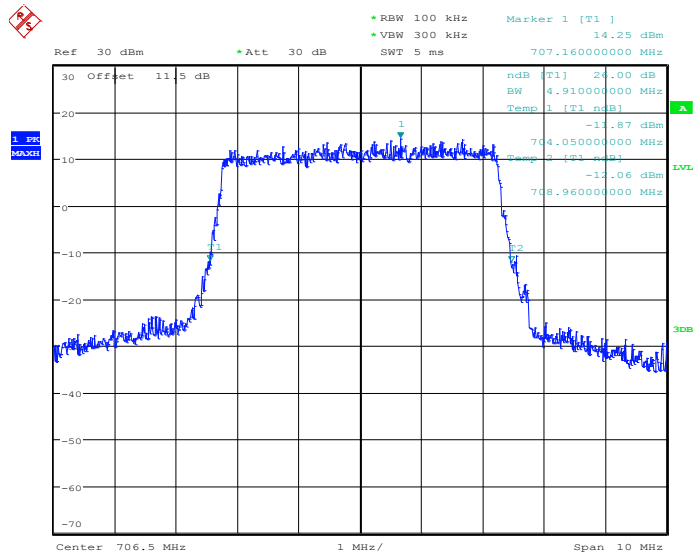
| | | | |
|---------------|-------------|--------------------|--------------|
| Band : | LTE Band 17 | BW / Mod. : | 5MHz / 16QAM |
|---------------|-------------|--------------------|--------------|

99% Occupied Bandwidth Plot on Channel 23755



Date: 8.JUN.2014 11:27:33

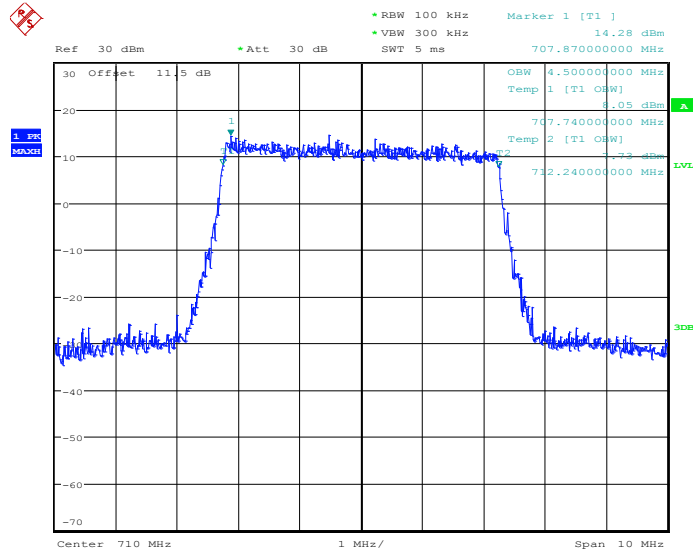
26dB Bandwidth Plot on Channel 23755



Date: 8.JUN.2014 11:28:12

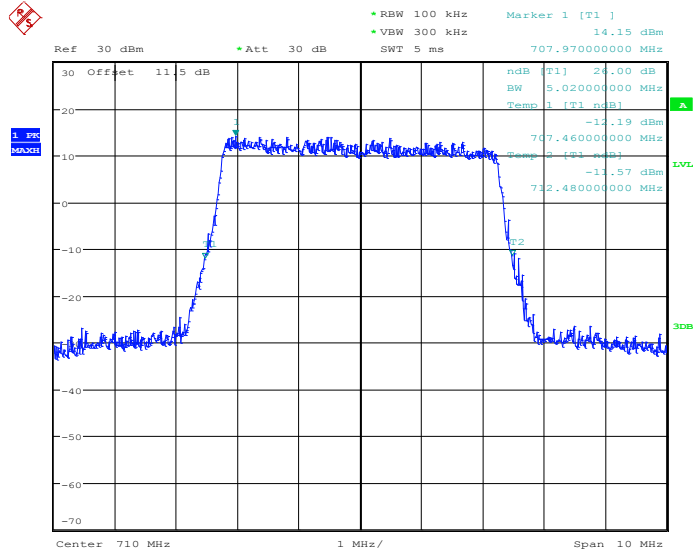


99% Occupied Bandwidth Plot on Channel 23790



Date: 8.JUN.2014 11:34:11

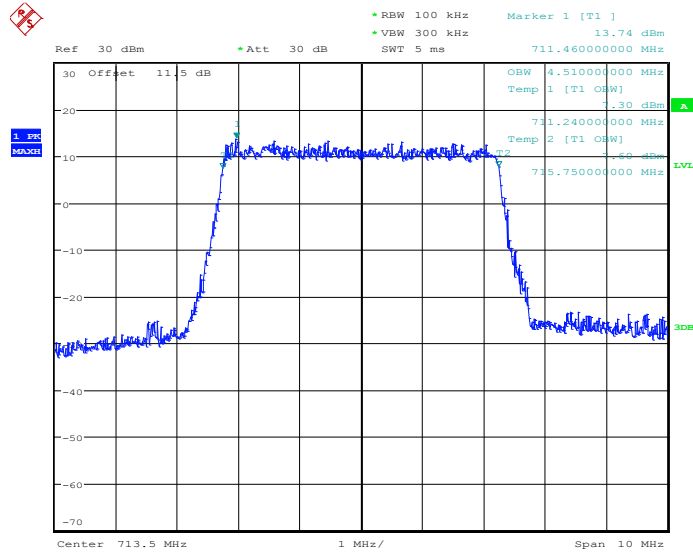
26dB Bandwidth Plot on Channel 23790



Date: 8.JUN.2014 11:34:51

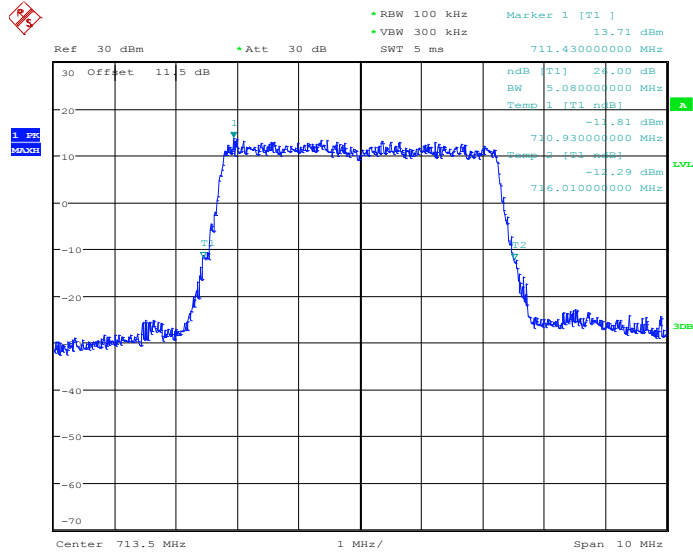


99% Occupied Bandwidth Plot on Channel 23825



Date: 8.JUN.2014 11:37:32

26dB Bandwidth Plot on Channel 23825

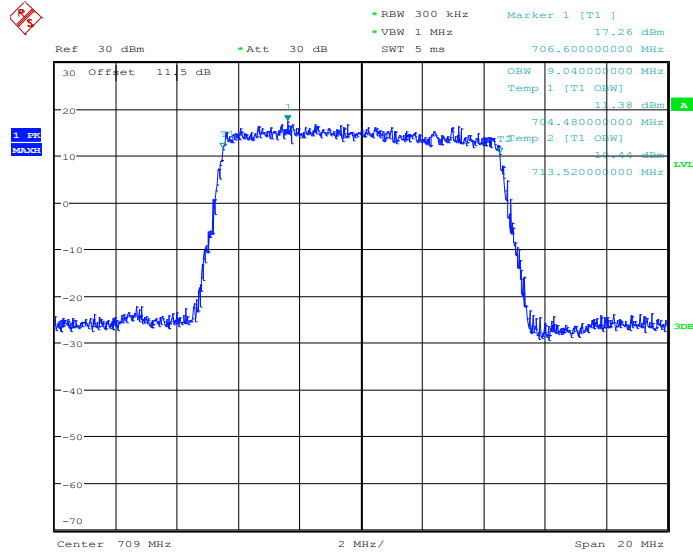


Date: 8.JUN.2014 11:38:12



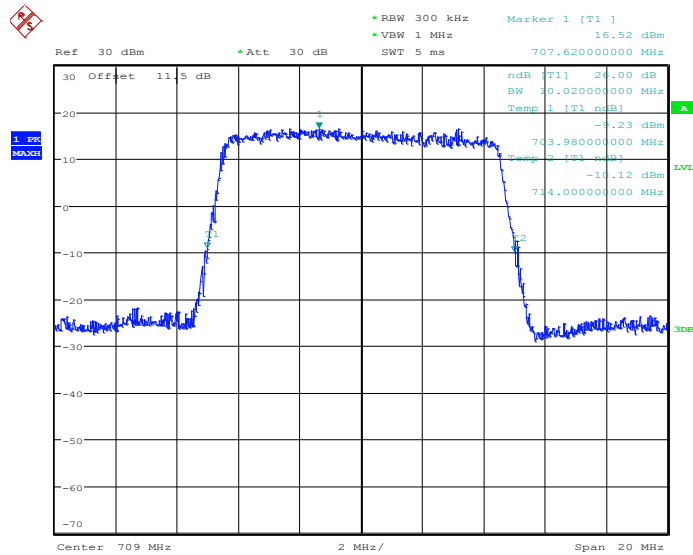
| | | | |
|---------------|-------------|--------------------|--------------|
| Band : | LTE Band 17 | BW / Mod. : | 10MHz / QPSK |
|---------------|-------------|--------------------|--------------|

99% Occupied Bandwidth Plot on Channel 23780



Date: 8.JUN.2014 11:43:57

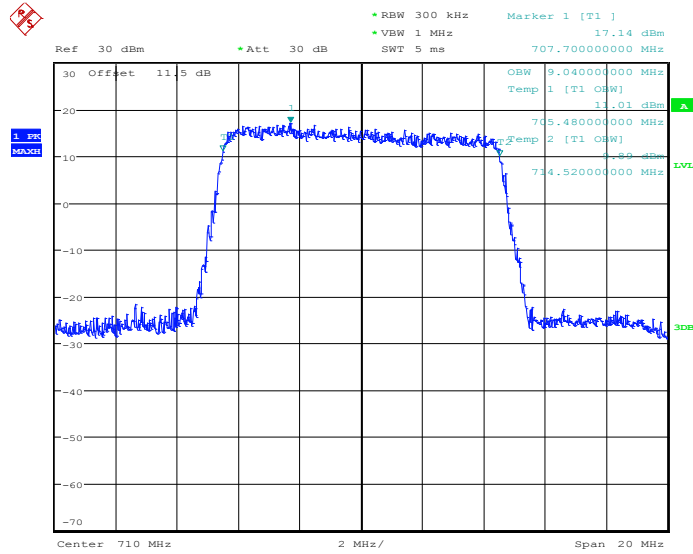
26dB Bandwidth Plot on Channel 23780



Date: 8.JUN.2014 11:44:35

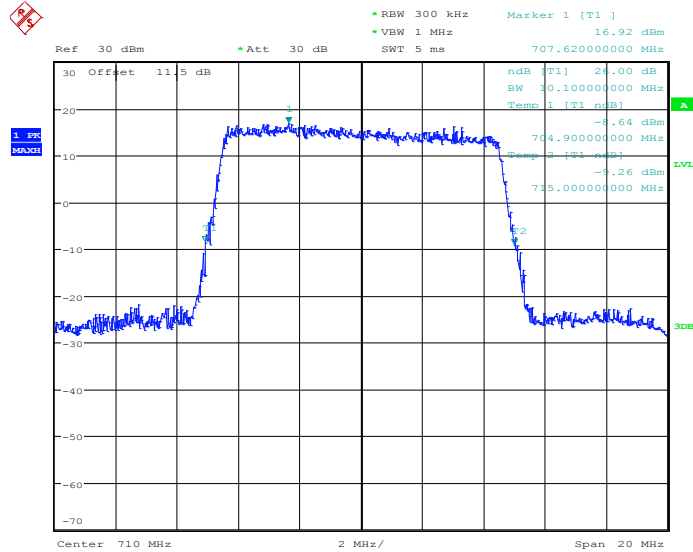


99% Occupied Bandwidth Plot on Channel 23790



Date: 8.JUN.2014 11:50:36

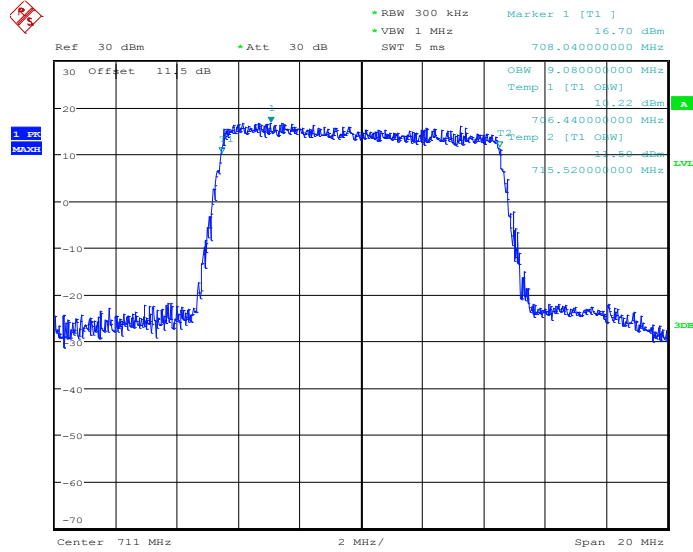
26dB Bandwidth Plot on Channel 23790



Date: 8.JUN.2014 11:51:14

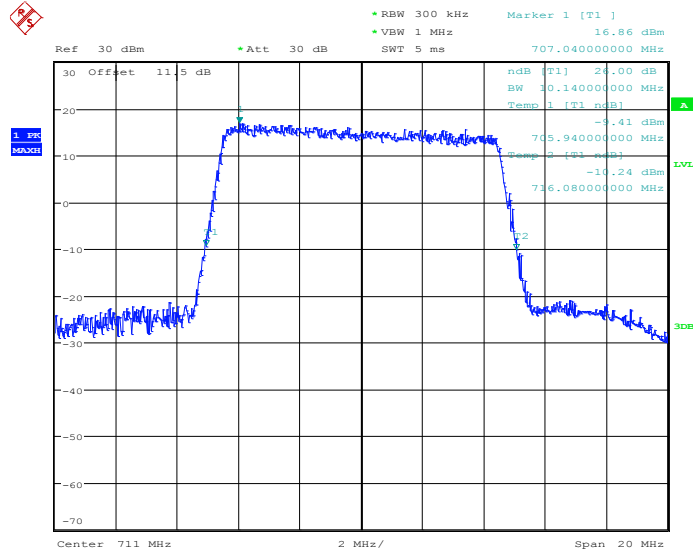


99% Occupied Bandwidth Plot on Channel 23800



Date: 8.JUN.2014 11:53:57

26dB Bandwidth Plot on Channel 23800

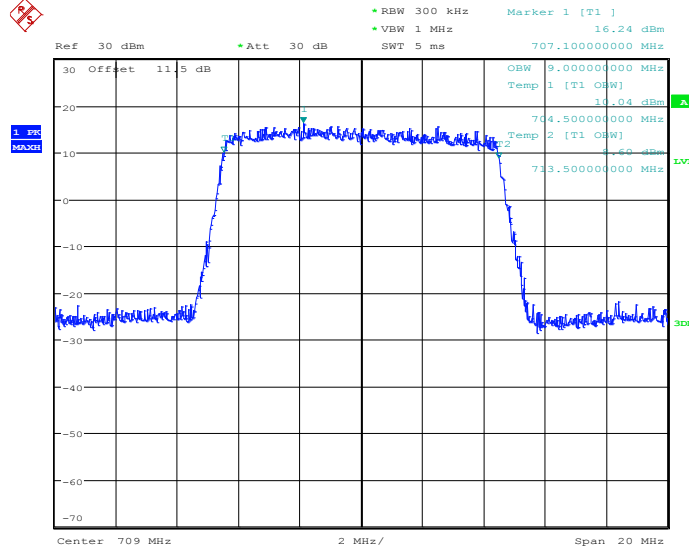


Date: 8.JUN.2014 11:54:34



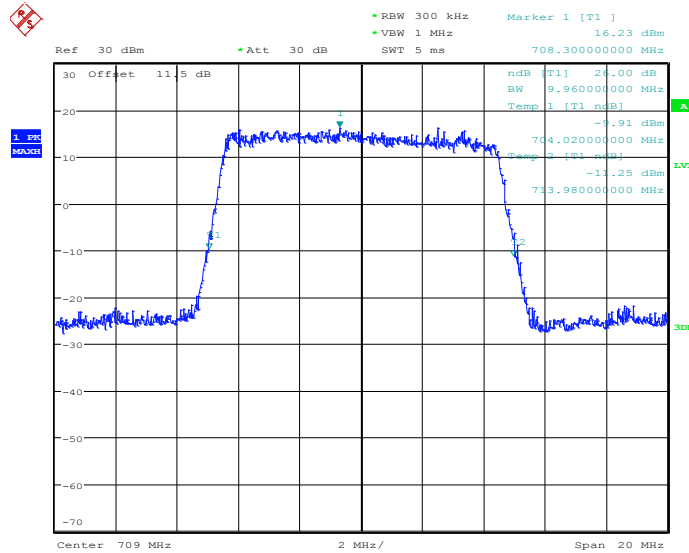
| | | | |
|---------------|-------------|--------------------|---------------|
| Band : | LTE Band 17 | BW / Mod. : | 10MHz / 16QAM |
|---------------|-------------|--------------------|---------------|

99% Occupied Bandwidth Plot on Channel 23780



Date: 8.JUN.2014 11:44:15

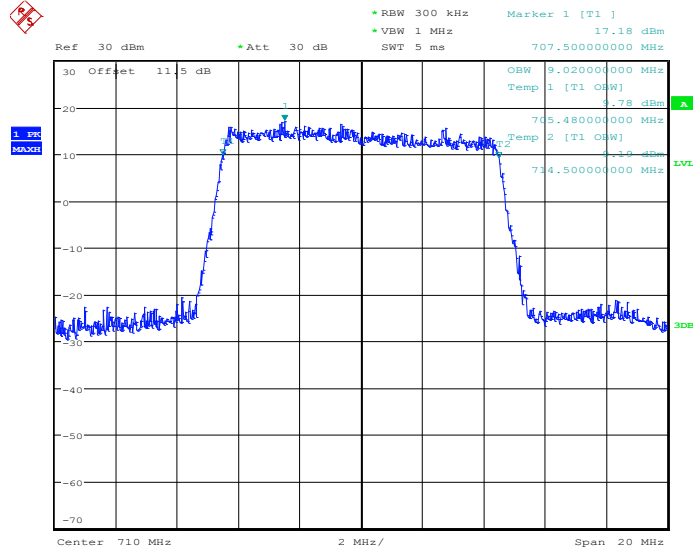
26dB Bandwidth Plot on Channel 23780



Date: 8.JUN.2014 11:44:55

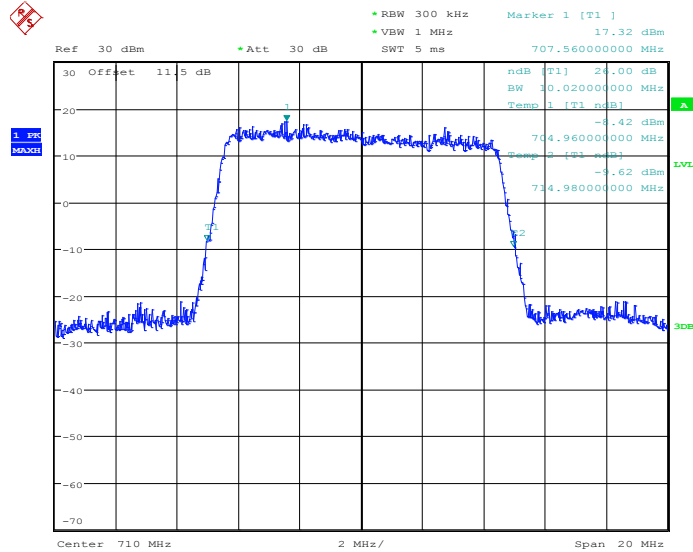


99% Occupied Bandwidth Plot on Channel 23790



Date: 8.JUN.2014 11:50:54

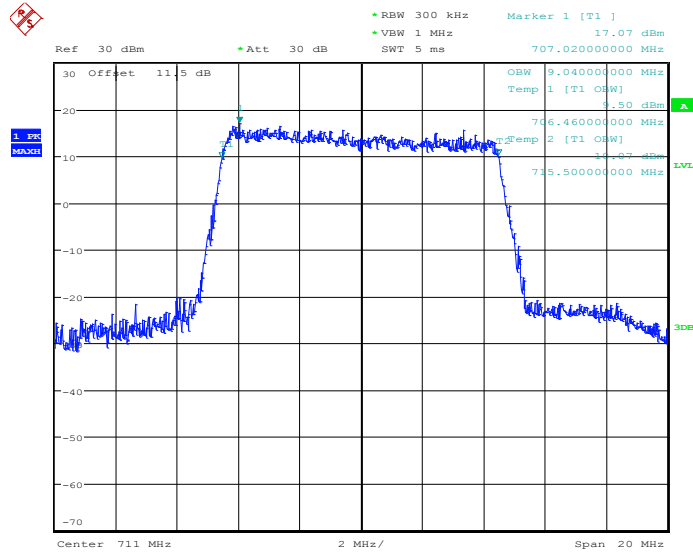
26dB Bandwidth Plot on Channel 23790



Date: 8.JUN.2014 11:51:34

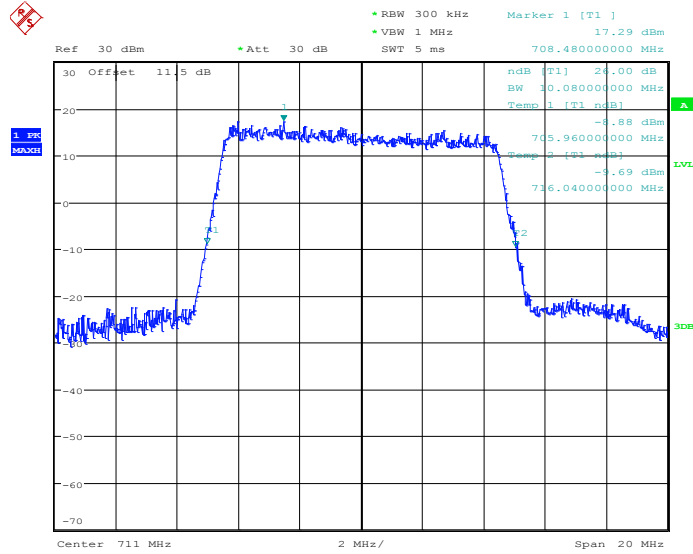


99% Occupied Bandwidth Plot on Channel 23800



Date: 8.JUN.2014 11:54:14

26dB Bandwidth Plot on Channel 23800



Date: 8.JUN.2014 11:54:54



3.4 Conducted Band Edge Measurement

3.4.1 Description of Conducted Band Edge Measurement

22.917(a) and RSS – 132 for Band 5

For operations in the 824 – 849 MHz band, the FCC limit is $43 + 10\log_{10}(P[\text{Watts}])$ dB below the transmitter power P(Watts) in a 100kHz bandwidth. However, in the 1MHz bands immediately outside and adjacent to the licensee's frequency block, a resolution bandwidth of at least one percent of the emission bandwidth of the fundamental emission of the transmitter may be employed.

24.238 (a) and RSS – 133 for Band 2, 25

For operations in the 1850-1910 and 1930-1990 MHz band, the FCC limit is $43 + 10\log_{10}(P[\text{Watts}])$ dB below the transmitter power P(Watts) in a 1MHz bandwidth. However, in the 1 MHz bands immediately outside and adjacent to the frequency block a resolution bandwidth of at least one percent of the emission bandwidth of the fundamental emission of the transmitter may be employed.

27.53 (c) and RSS – 130 for Band 13

For operations in the 776-788 MHz band, the FCC limit is $43 + 10\log_{10}(P[\text{Watts}])$ dB below the transmitter power P(Watts) in a 100 kHz bandwidth. However, in the 100 kHz bands immediately outside and adjacent to the frequency block, a resolution bandwidth of at least 30 kHz may be employed. In addition, the power of any unwanted emissions in any 6.25 kHz bandwidth for all frequencies between 763-775 MHz and 793-806 MHz shall be attenuated below the transmitter power, P (dBW), by at least $65 + 10 \log_{10} p(\text{watts})$, dB, for mobile and portable equipment.

27.53 (g) and RSS – 130 for Band 17

For operations in the 698 -746 MHz band, the FCC limit is $43 + 10\log_{10}(P[\text{Watts}])$ dB below the transmitter power P(Watts) in a 100 kHz bandwidth. However, in the 100 kilohertz bands immediately outside and adjacent to a licensee's frequency block, a resolution bandwidth of at least 30 kHz may be employed.

27.53 (h) and RSS – 139 for Band 4

For operations in the 1710 – 1755 MHz band, the FCC limit is $43 + 10\log_{10}(P[\text{Watts}])$ dB below the transmitter power P(Watts) in a 1 MHz bandwidth. However, in the 1MHz bands immediately outside and adjacent to the licensee's frequency block, a resolution bandwidth of at least one percent of the emission bandwidth of the fundamental emission of the transmitter may be employed.

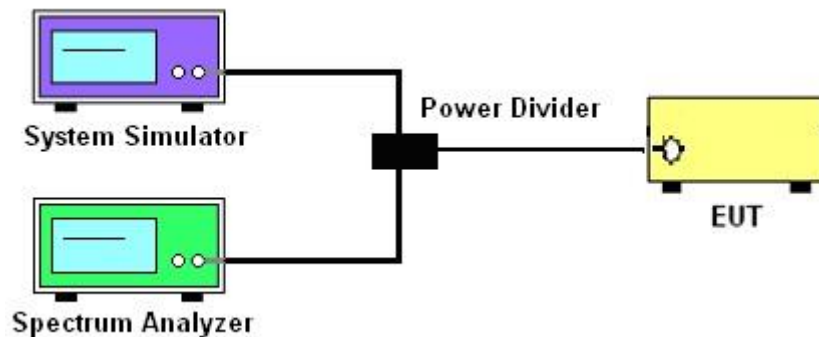
3.4.2 Measuring Instruments

The measuring equipment is listed in the section 4 of this test report.

3.4.3 Test Procedures

1. The EUT was connected to spectrum analyzer and system simulator via a power divider.
2. The band edges of low and high channels for the highest RF powers were measured. Set RBW \geq 1% EBW in the 1MHz band immediately outside and adjacent to the band edge.
3. Set spectrum analyzer with RMS detector.
4. The RF fundamental frequency should be excluded against the limit line in the operating frequency band.
5. The limit line is derived from $43 + 10\log(P)$ dB below the transmitter power P(Watts)
 $= P(W) - [43 + 10\log(P)]$ (dB)
 $= [30 + 10\log(P)]$ (dBm) - $[43 + 10\log(P)]$ (dB)
 $= -13$ dBm.

3.4.4 Test Setup

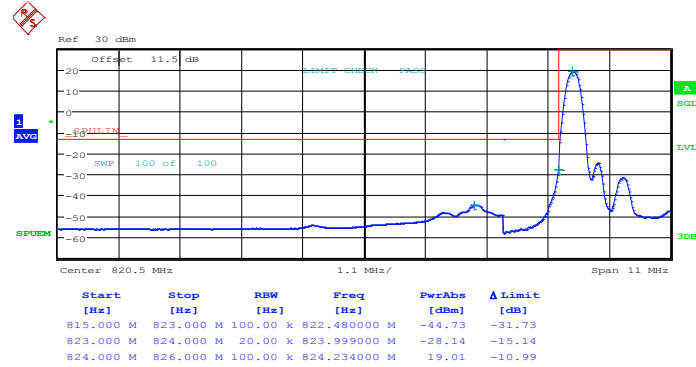




3.4.5 Test Result (Plots) of Conducted Band Edge

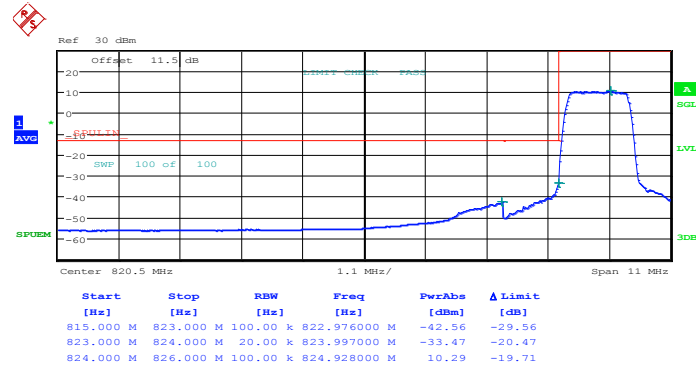
| | | | |
|--------|------------|--------------|---------------|
| Band : | LTE Band 5 | Band Width : | 1.4MHz / QPSK |
|--------|------------|--------------|---------------|

Lower Band Edge Plot for QPSK-RB Size 1, RB Offset 0



Date: 8 JUN.2014 10:00:31

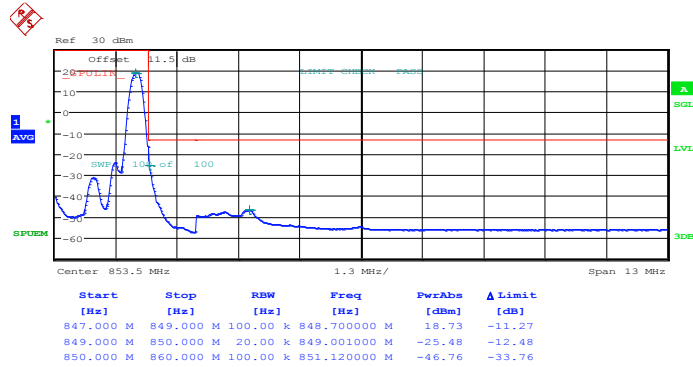
Lower Band Edge Plot for QPSK-RB Size 6, RB Offset 0



Date: 8 JUN.2014 10:02:10

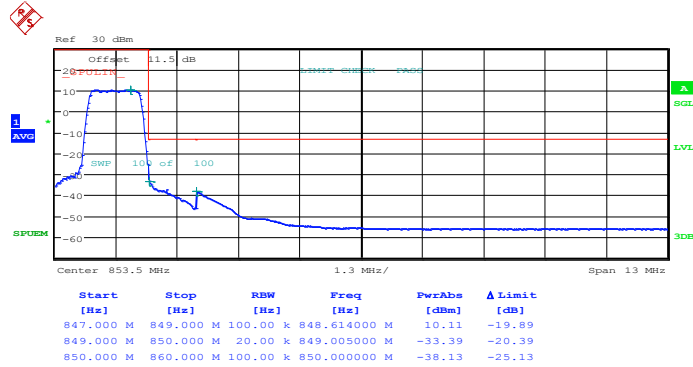


Higher Band Edge Plot for QPSK-RB Size 1, RB Offset 5



Date: 8.JUN.2014 10:12:09

Higher Band Edge Plot for QPSK-RB Size 6, RB Offset 0

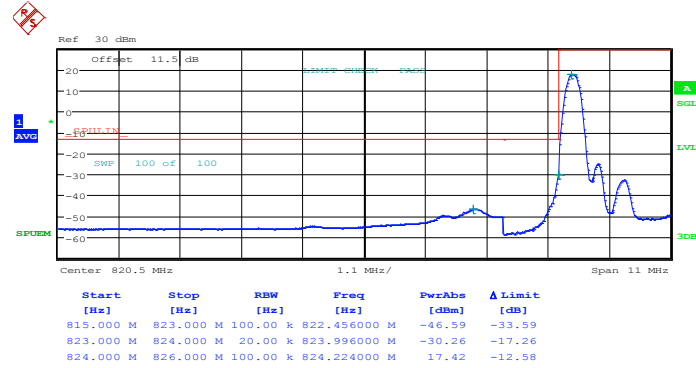


Date: 8.JUN.2014 10:10:30



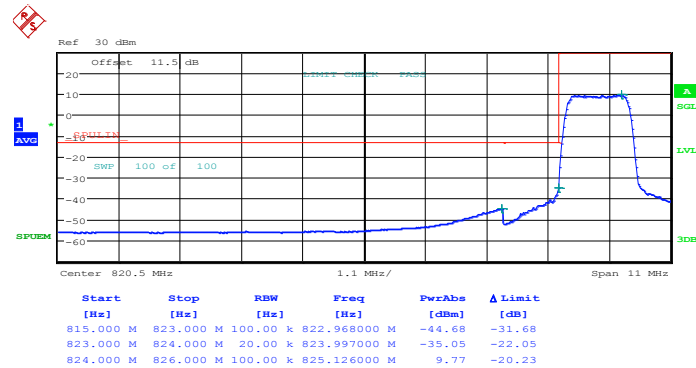
| | | | |
|---------------|------------|---------------------|----------------|
| Band : | LTE Band 5 | Band Width : | 1.4MHz / 16QAM |
|---------------|------------|---------------------|----------------|

Lower Band Edge Plot for 16QAM -RB Size 1, RB Offset 0



Date: 8 JUN.2014 10:01:20

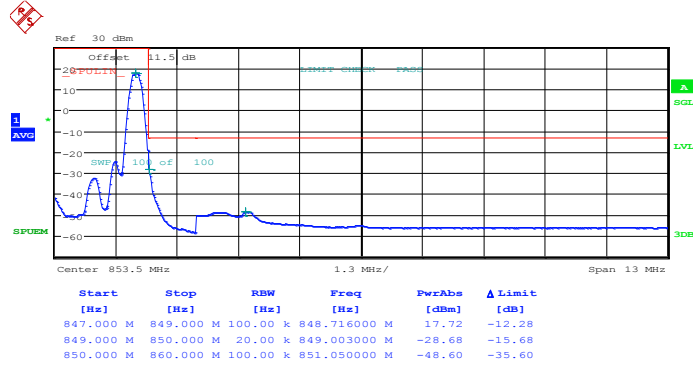
Lower Band Edge Plot for 16QAM -RB Size 6, RB Offset 0



Date: 8 JUN.2014 10:03:00

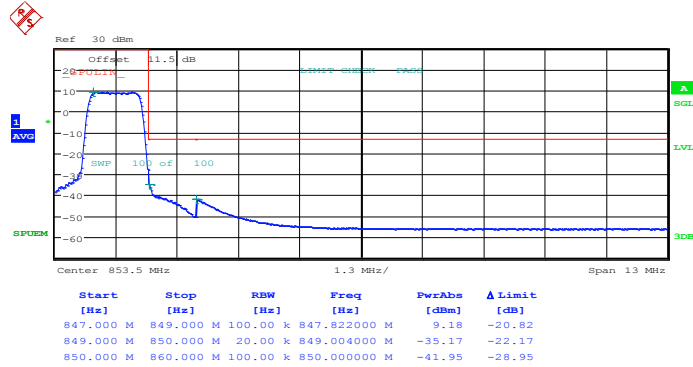


Higher Band Edge Plot for 16QAM -RB Size 1, RB Offset 5



Date: 8.JUN.2014 10:12:59

Higher Band Edge Plot for 16QAM -RB Size 6, RB Offset 0

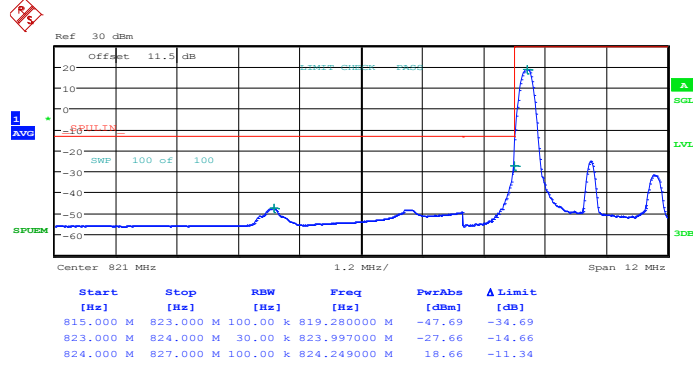


Date: 8.JUN.2014 10:11:20



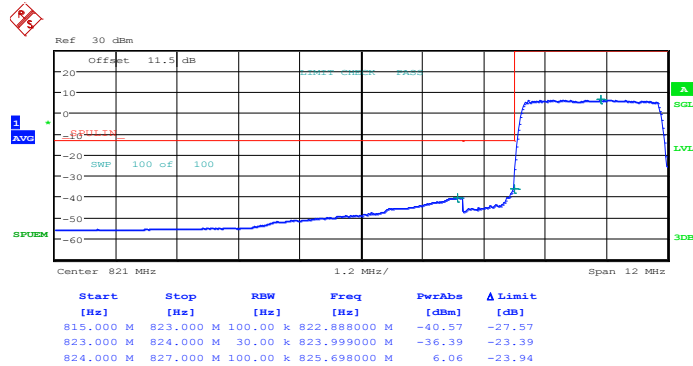
| | | | |
|---------------|------------|---------------------|-------------|
| Band : | LTE Band 5 | Band Width : | 3MHz / QPSK |
|---------------|------------|---------------------|-------------|

Lower Band Edge Plot for QPSK-RB Size 1, RB Offset 0



Date: 8.JUN.2014 10:17:14

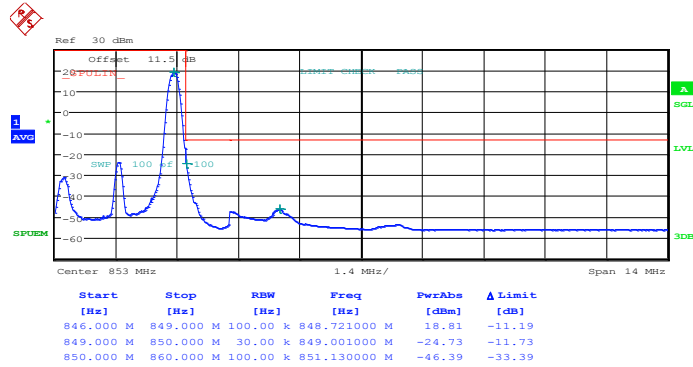
Lower Band Edge Plot for QPSK-RB Size 15, RB Offset 0



Date: 8.JUN.2014 10:18:53

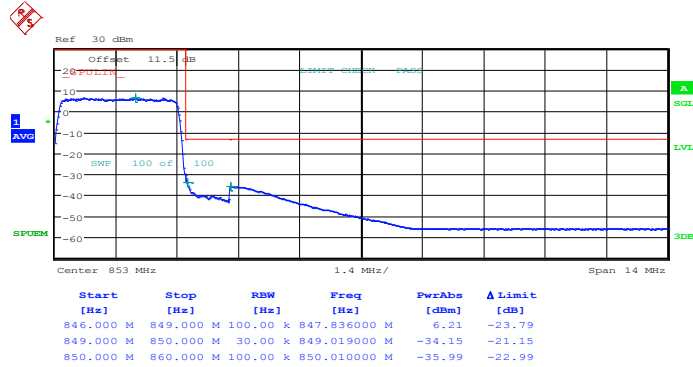


Higher Band Edge Plot for QPSK-RB Size 1, RB Offset 14



Date: 8.JUN.2014 10:27:13

Higher Band Edge Plot for QPSK-RB Size 15, RB Offset 0

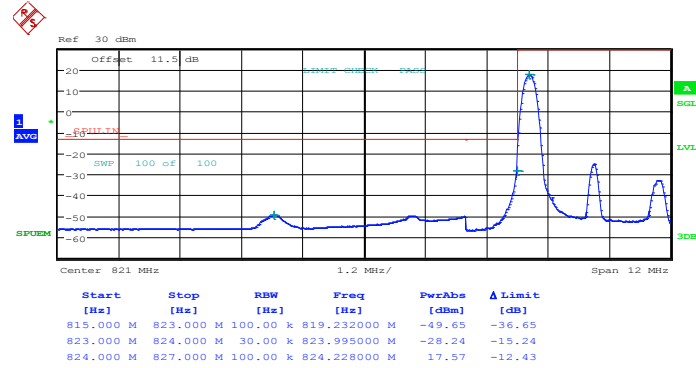


Date: 8.JUN.2014 10:28:52



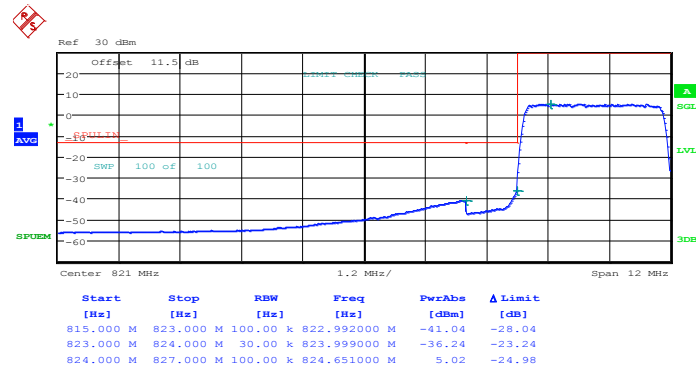
| | | | |
|---------------|------------|---------------------|--------------|
| Band : | LTE Band 5 | Band Width : | 3MHz / 16QAM |
|---------------|------------|---------------------|--------------|

Lower Band Edge Plot for 16QAM -RB Size 1, RB Offset 0



Date: 8 JUN.2014 10:18:03

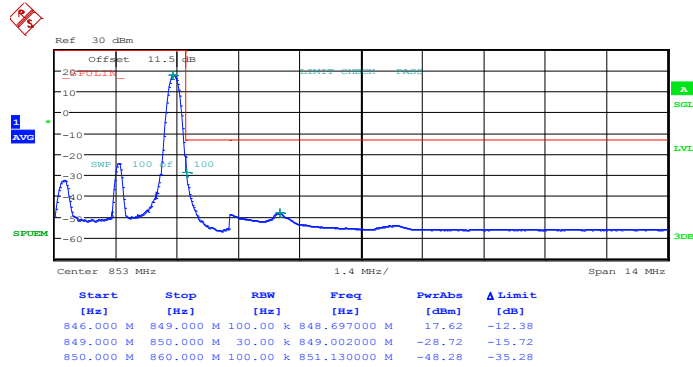
Lower Band Edge Plot for 16QAM -RB Size 15, RB Offset 0



Date: 8 JUN.2014 10:19:42

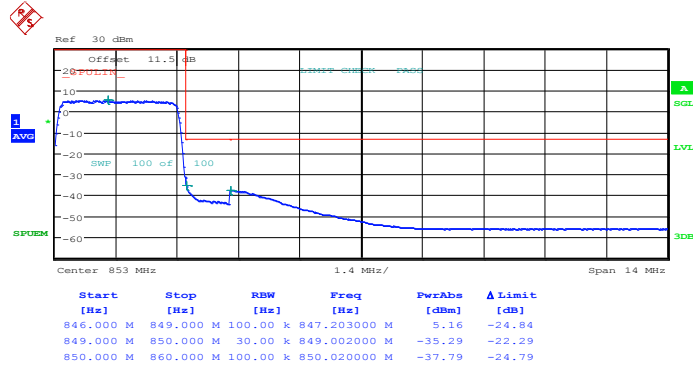


Higher Band Edge Plot for 16QAM -RB Size 1, RB Offset 14



Date: 8.JUN.2014 10:28:03

Higher Band Edge Plot for 16QAM -RB Size 15, RB Offset 0

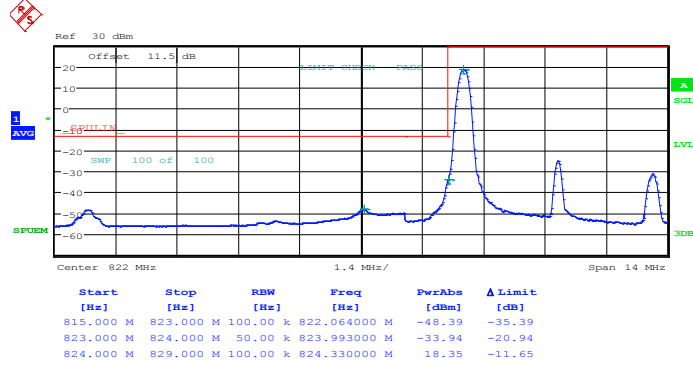


Date: 8.JUN.2014 10:29:42



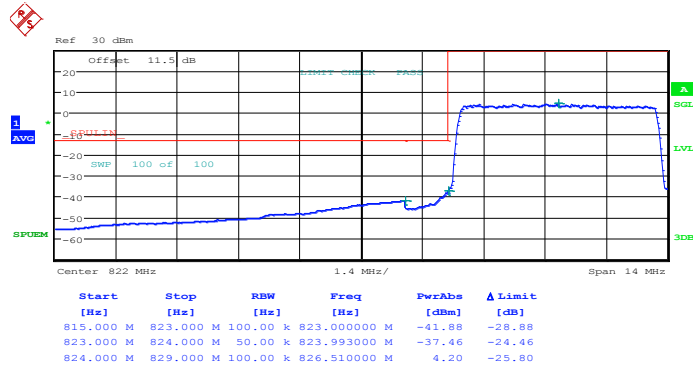
| | | | |
|---------------|------------|---------------------|-------------|
| Band : | LTE Band 5 | Band Width : | 5MHz / QPSK |
|---------------|------------|---------------------|-------------|

Lower Band Edge Plot for QPSK-RB Size 1, RB Offset 0



Date: 8 JUN.2014 10:33:56

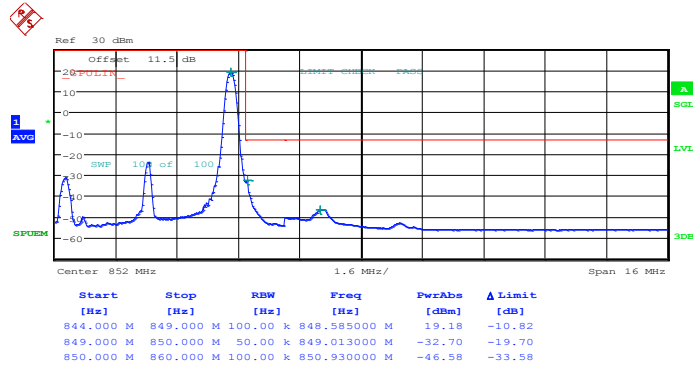
Lower Band Edge Plot for QPSK-RB Size 25, RB Offset 0



Date: 8 JUN.2014 10:35:36

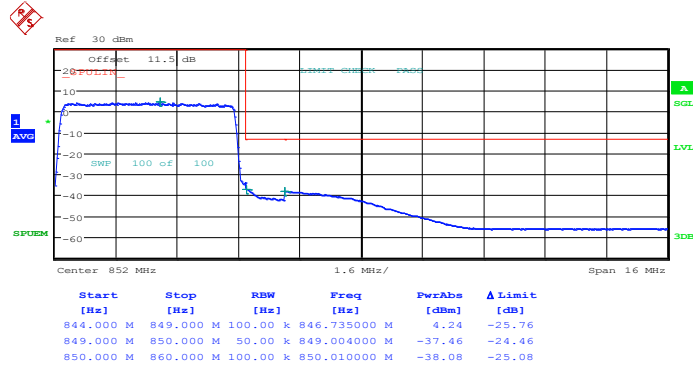


Higher Band Edge Plot for QPSK-RB Size 1, RB Offset 24



Date: 8.JUN.2014 10:43:55

Higher Band Edge Plot for QPSK-RB Size 25, RB Offset 0

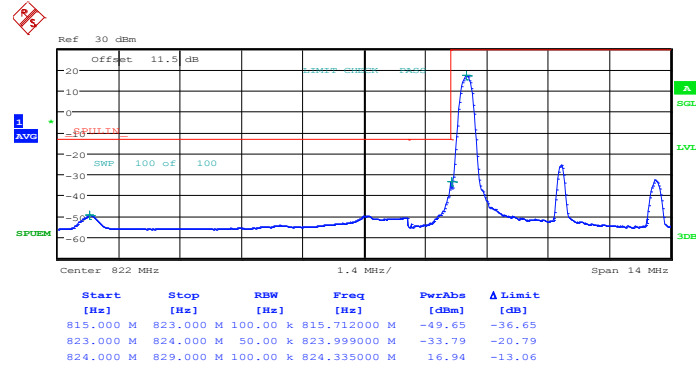


Date: 8.JUN.2014 10:45:34



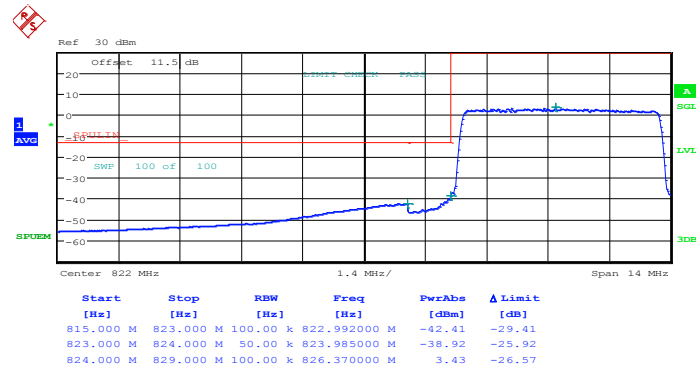
| | | | |
|---------------|------------|---------------------|--------------|
| Band : | LTE Band 5 | Band Width : | 5MHz / 16QAM |
|---------------|------------|---------------------|--------------|

Lower Band Edge Plot for 16QAM -RB Size 1, RB Offset 0



Date: 8 JUN.2014 10:34:46

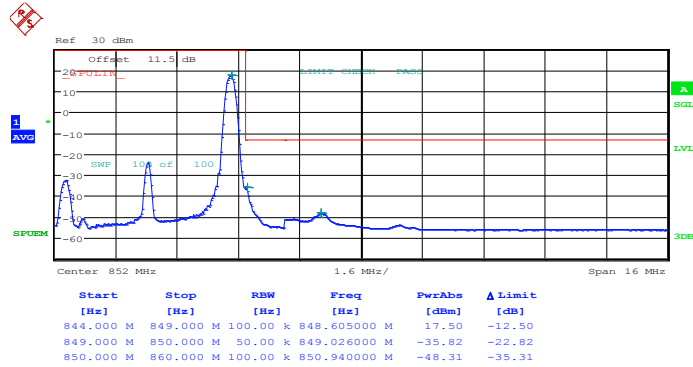
Lower Band Edge Plot for 16QAM -RB Size 25, RB Offset 0



Date: 8 JUN.2014 10:36:25

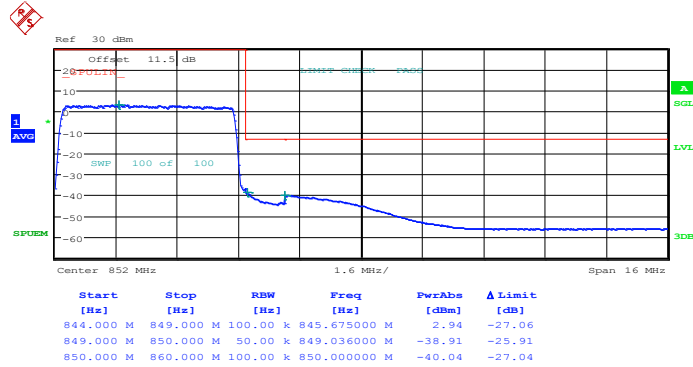


Higher Band Edge Plot for 16QAM -RB Size 1, RB Offset 24



Date: 8.JUN.2014 10:44:45

Higher Band Edge Plot for 16QAM -RB Size 25, RB Offset 0

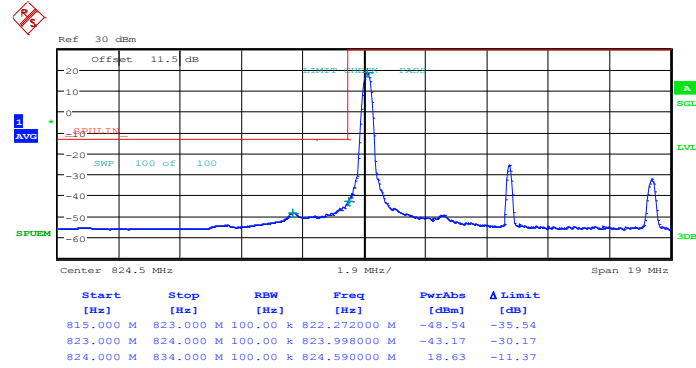


Date: 8.JUN.2014 10:46:24



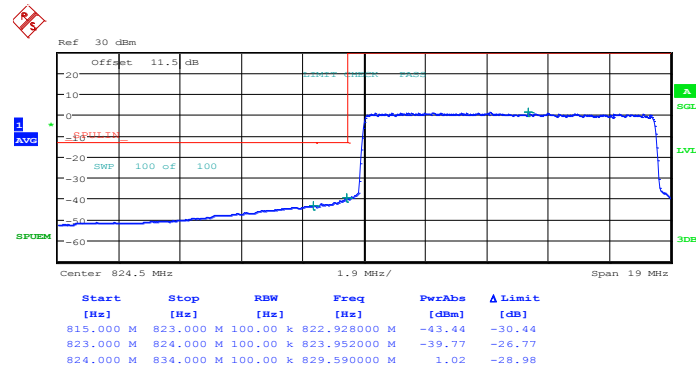
| | | | |
|---------------|------------|---------------------|--------------|
| Band : | LTE Band 5 | Band Width : | 10MHz / QPSK |
|---------------|------------|---------------------|--------------|

Lower Band Edge Plot for QPSK-RB Size 1, RB Offset 0



Date: 8 JUN.2014 10:50:42

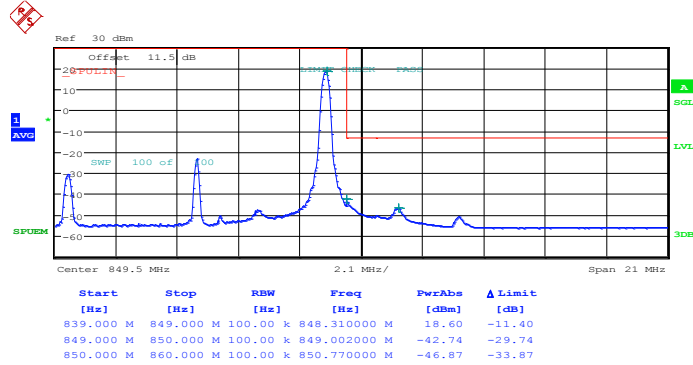
Lower Band Edge Plot for QPSK-RB Size 50, RB Offset 0



Date: 8 JUN.2014 10:52:22

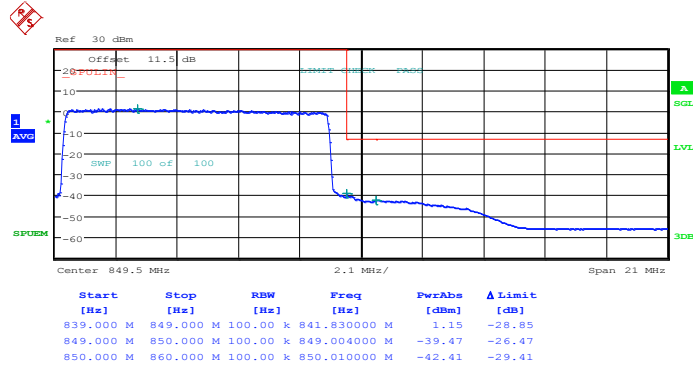


Higher Band Edge Plot for QPSK-RB Size 1, RB Offset 49



Date: 8.JUN.2014 11:00:44

Higher Band Edge Plot for QPSK-RB Size 50, RB Offset 0

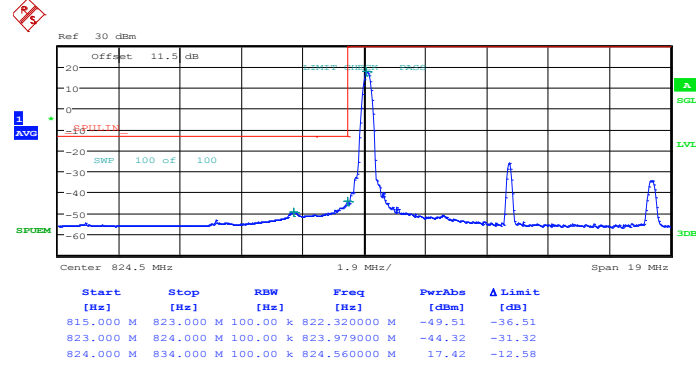


Date: 8.JUN.2014 11:02:24



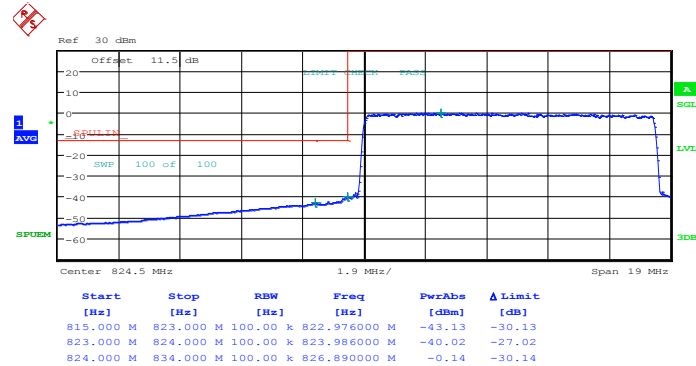
| | | | |
|---------------|------------|---------------------|---------------|
| Band : | LTE Band 5 | Band Width : | 10MHz / 16QAM |
|---------------|------------|---------------------|---------------|

Lower Band Edge Plot for 16QAM -RB Size 1, RB Offset 0



Date: 8 JUN.2014 10:51:32

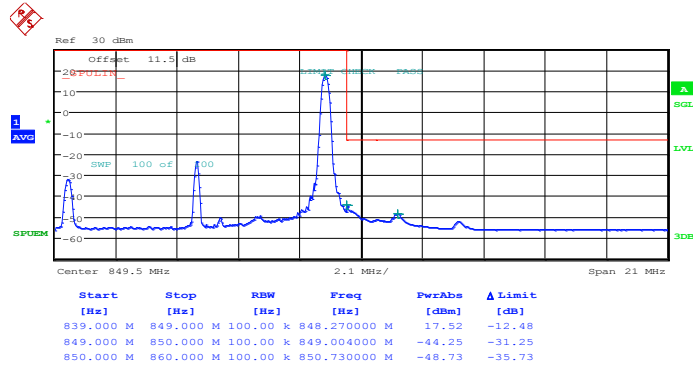
Lower Band Edge Plot for 16QAM -RB Size 50, RB Offset 0



Date: 8 JUN.2014 10:53:11

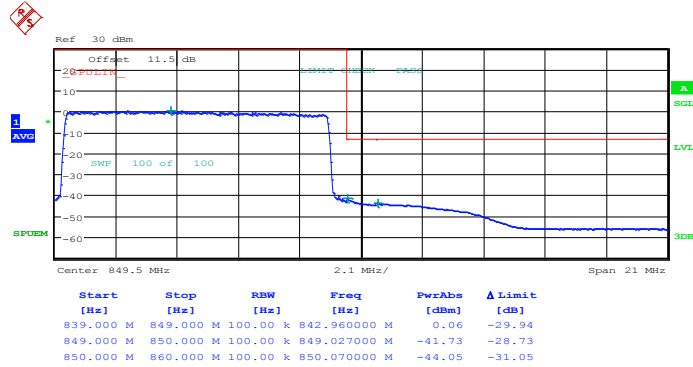


Higher Band Edge Plot for 16QAM -RB Size 1, RB Offset 49



Date: 8.JUN.2014 11:01:34

Higher Band Edge Plot for 16QAM -RB Size 50, RB Offset 0

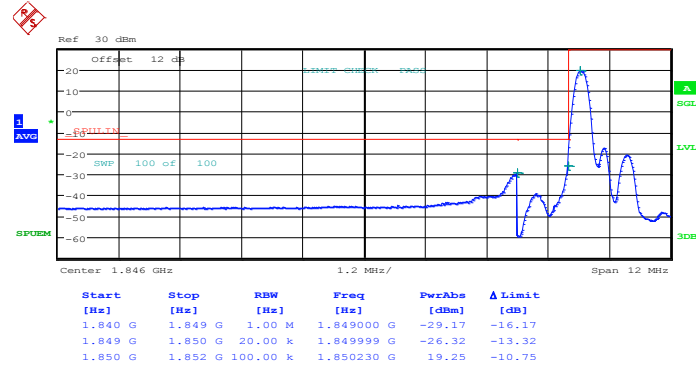


Date: 8.JUN.2014 11:03:14



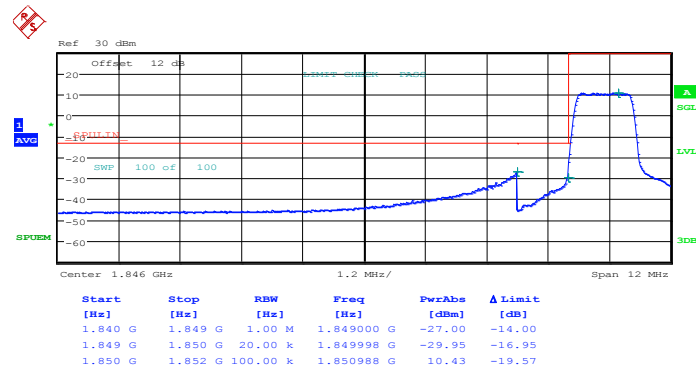
| | | | |
|---------------|------------|---------------------|---------------|
| Band : | LTE Band 2 | Band Width : | 1.4MHz / QPSK |
|---------------|------------|---------------------|---------------|

Lower Band Edge Plot for QPSK-RB Size 1, RB Offset 0



Date: 6.JUN.2014 22:05:51

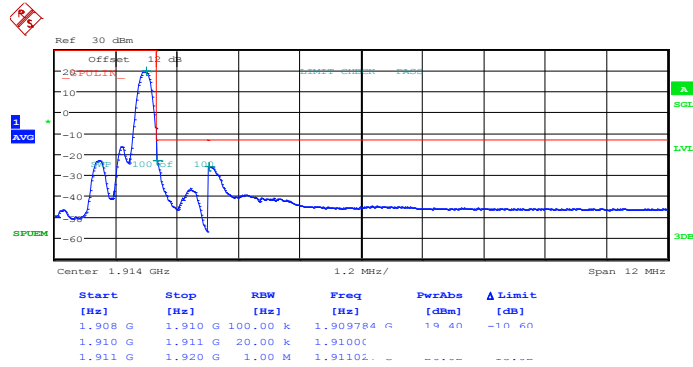
Lower Band Edge Plot for QPSK-RB Size 6, RB Offset 0



Date: 6.JUN.2014 22:07:29

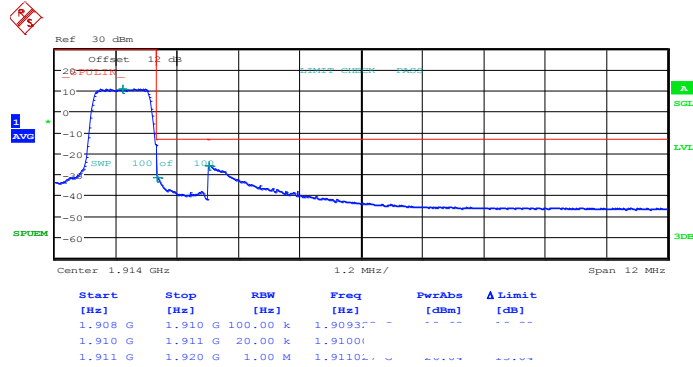


Higher Band Edge Plot for QPSK-RB Size 1, RB Offset 5



Date: 6.JUN.2014 22:15:43

Higher Band Edge Plot for QPSK-RB Size 6, RB Offset 0

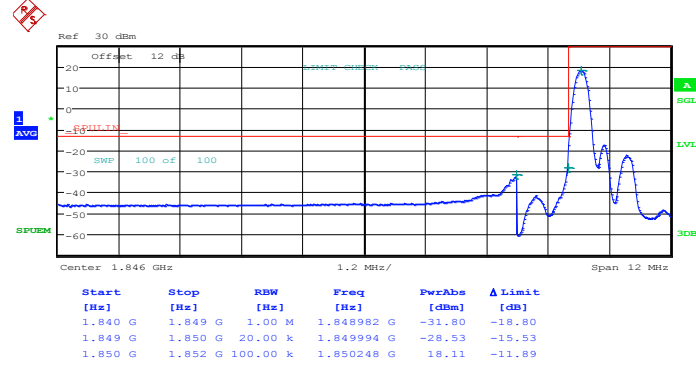


Date: 6.JUN.2014 22:17:21



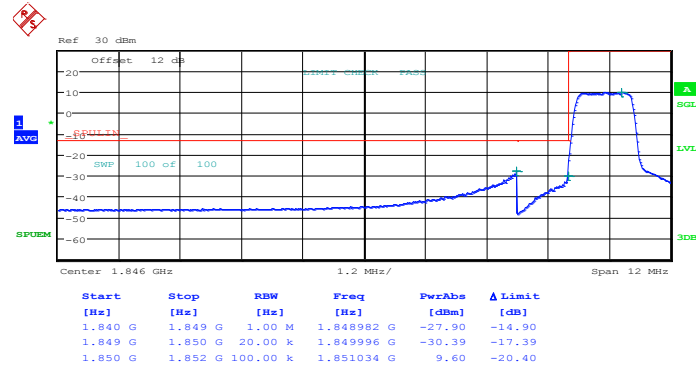
| | | | |
|---------------|------------|---------------------|----------------|
| Band : | LTE Band 2 | Band Width : | 1.4MHz / 16QAM |
|---------------|------------|---------------------|----------------|

Lower Band Edge Plot for 16QAM -RB Size 1, RB Offset 0



Date: 6.JUN.2014 22:06:40

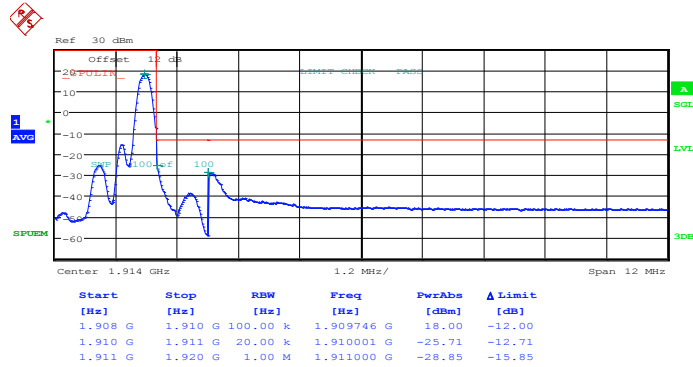
Lower Band Edge Plot for 16QAM -RB Size 6, RB Offset 0



Date: 6.JUN.2014 22:08:18

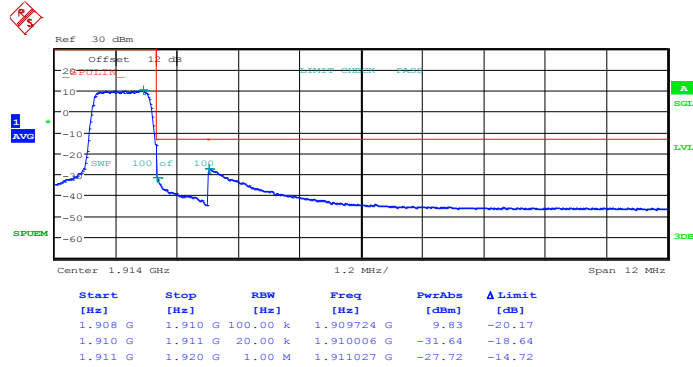


Higher Band Edge Plot for 16QAM -RB Size 1, RB Offset 5



Date: 6.JUN.2014 22:16:32

Higher Band Edge Plot for 16QAM -RB Size 6, RB Offset 0

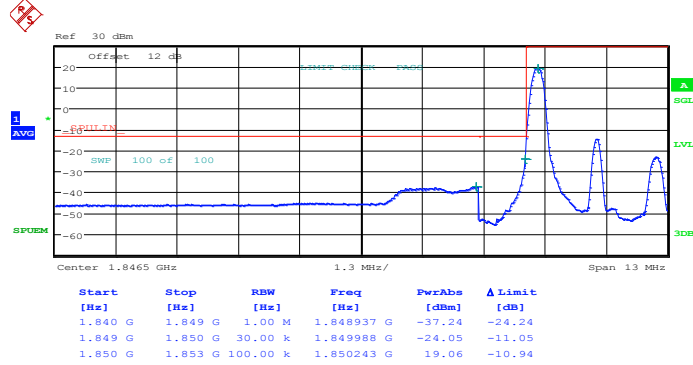


Date: 6.JUN.2014 22:18:10



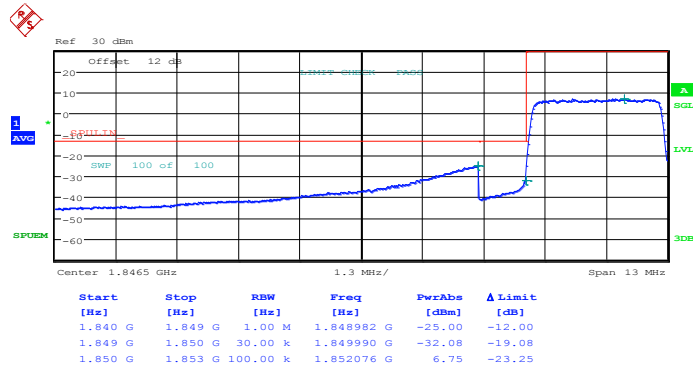
| | | | |
|---------------|------------|---------------------|-------------|
| Band : | LTE Band 2 | Band Width : | 3MHz / QPSK |
|---------------|------------|---------------------|-------------|

Lower Band Edge Plot for QPSK-RB Size 1, RB Offset 0



Date: 6.JUN.2014 22:22:21

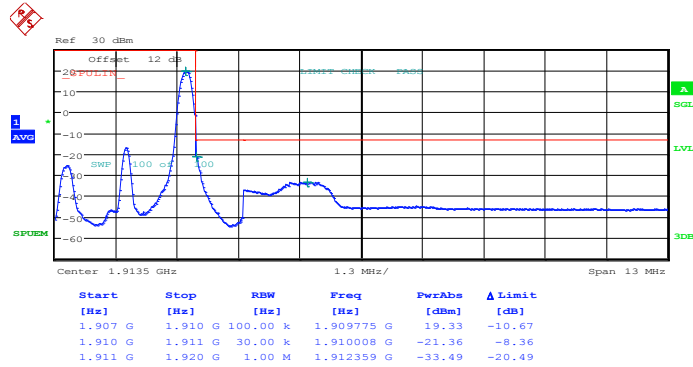
Lower Band Edge Plot for QPSK-RB Size 15, RB Offset 0



Date: 6.JUN.2014 22:23:59

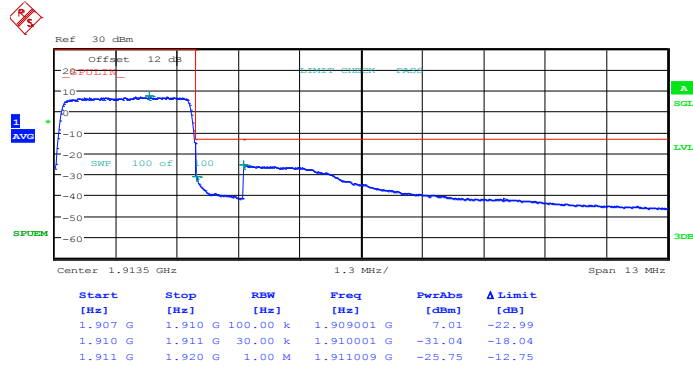


Higher Band Edge Plot for QPSK-RB Size 1, RB Offset 14



Date: 6.JUN.2014 22:32:13

Higher Band Edge Plot for QPSK-RB Size 15, RB Offset 0

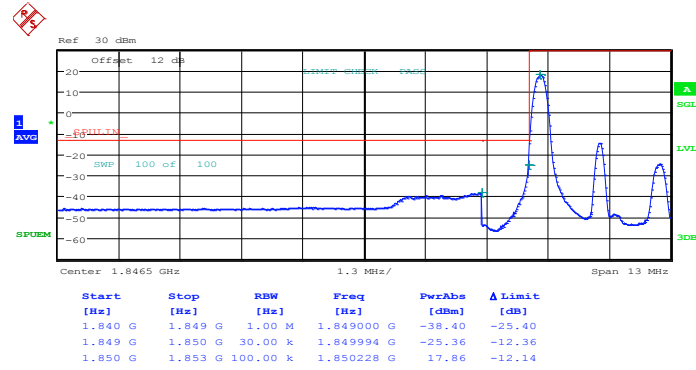


Date: 6.JUN.2014 22:33:52



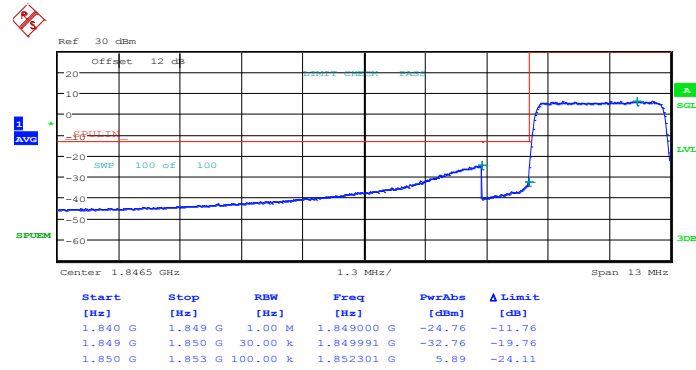
| | | | |
|---------------|------------|---------------------|--------------|
| Band : | LTE Band 2 | Band Width : | 3MHz / 16QAM |
|---------------|------------|---------------------|--------------|

Lower Band Edge Plot for 16QAM -RB Size 1, RB Offset 0



Date: 6.JUN.2014 22:23:10

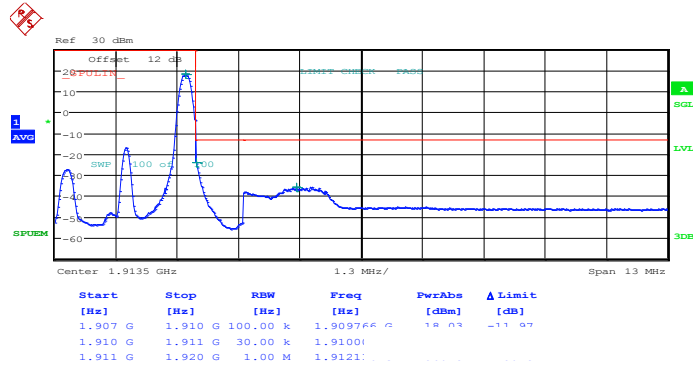
Lower Band Edge Plot for 16QAM -RB Size 15, RB Offset 0



Date: 6.JUN.2014 22:24:48

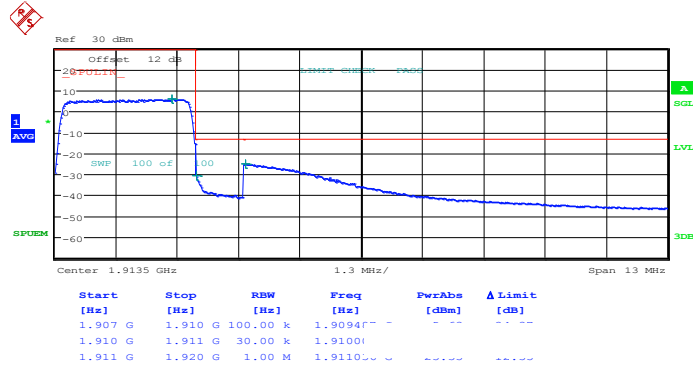


Higher Band Edge Plot for 16QAM -RB Size 1, RB Offset 14



Date: 6.JUN.2014 22:33:02

Higher Band Edge Plot for 16QAM -RB Size 15, RB Offset 0

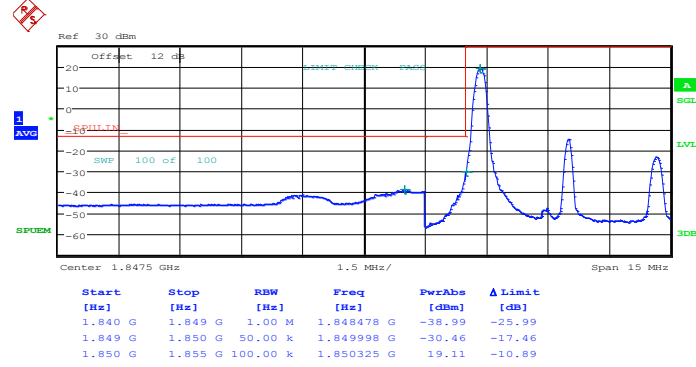


Date: 6.JUN.2014 22:34:41



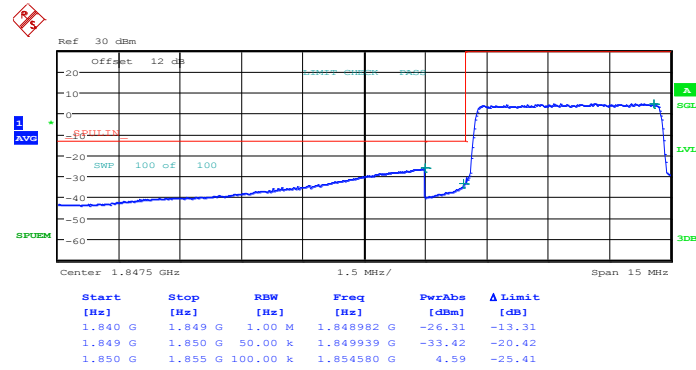
| | | | |
|---------------|------------|---------------------|-------------|
| Band : | LTE Band 2 | Band Width : | 5MHz / QPSK |
|---------------|------------|---------------------|-------------|

Lower Band Edge Plot for QPSK-RB Size 1, RB Offset 0



Date: 6.JUN.2014 22:38:52

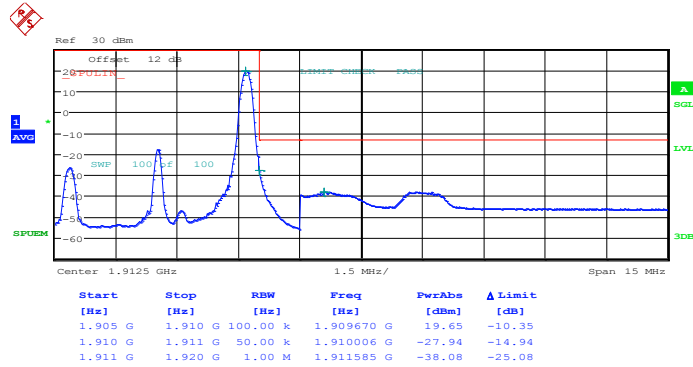
Lower Band Edge Plot for QPSK-RB Size 25, RB Offset 0



Date: 6.JUN.2014 22:40:30

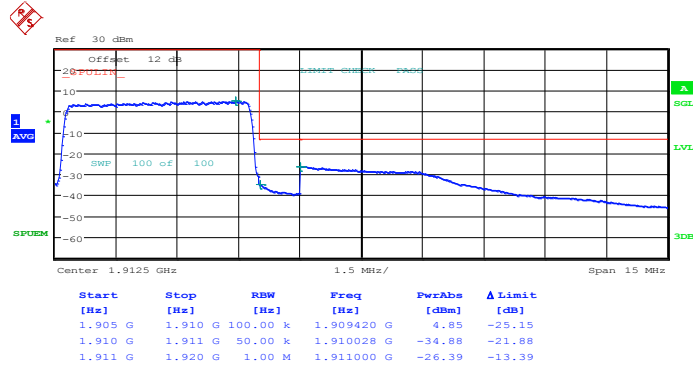


Higher Band Edge Plot for QPSK-RB Size 1, RB Offset 24



Date: 6.JUN.2014 22:48:43

Higher Band Edge Plot for QPSK-RB Size 25, RB Offset 0

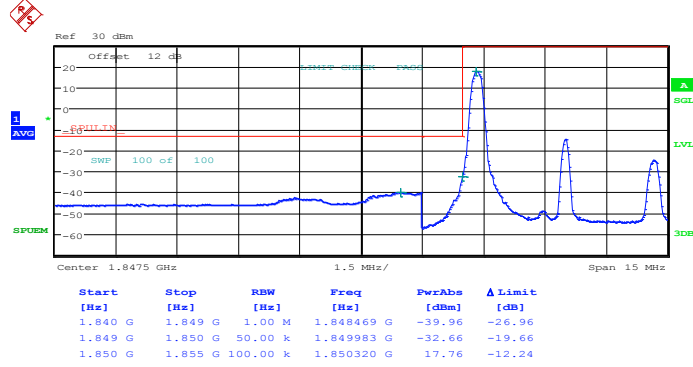


Date: 6.JUN.2014 22:50:21



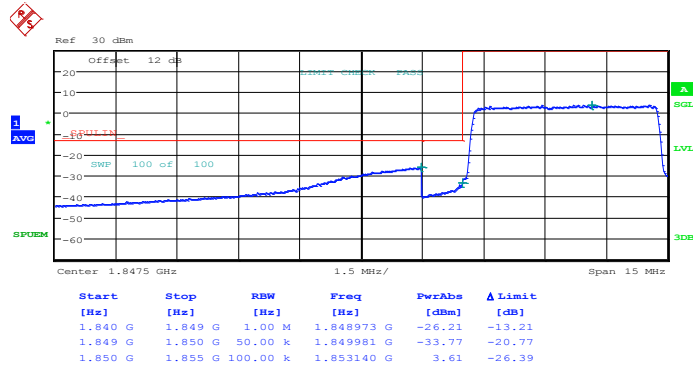
| | | | |
|---------------|------------|---------------------|--------------|
| Band : | LTE Band 2 | Band Width : | 5MHz / 16QAM |
|---------------|------------|---------------------|--------------|

Lower Band Edge Plot for 16QAM-RB Size 1, RB Offset 0



Date: 6.JUN.2014 22:39:41

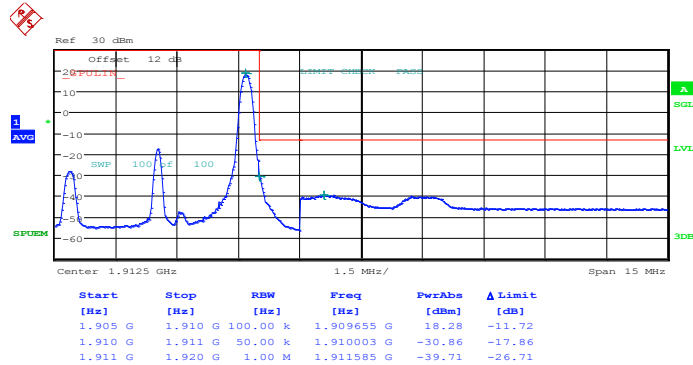
Lower Band Edge Plot for 16QAM-RB Size 25, RB Offset 0



Date: 6.JUN.2014 22:41:19

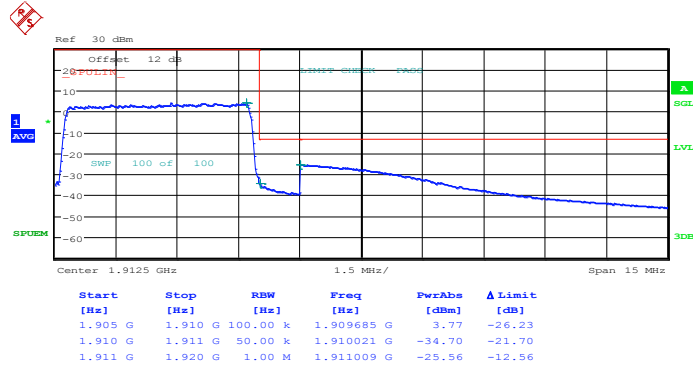


Higher Band Edge Plot for 16QAM-RB Size 1, RB Offset 24



Date: 6.JUN.2014 22:49:32

Higher Band Edge Plot for 16QAM-RB Size 25, RB Offset 0

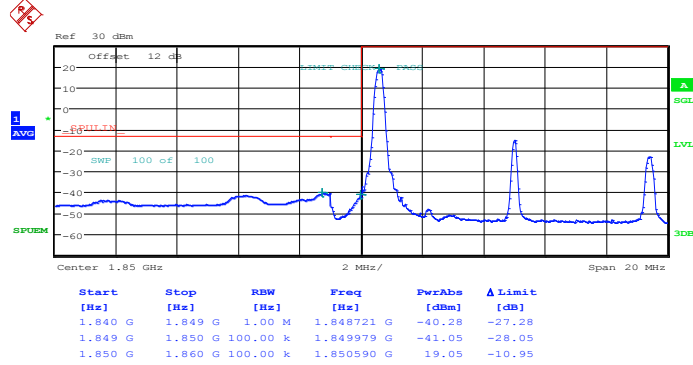


Date: 6.JUN.2014 22:51:11



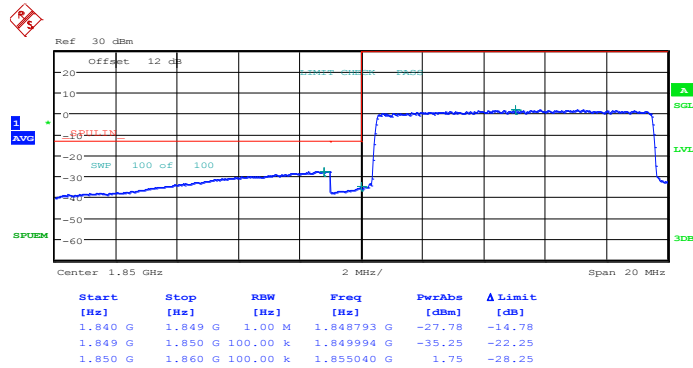
| | | | |
|---------------|------------|---------------------|--------------|
| Band : | LTE Band 2 | Band Width : | 10MHz / QPSK |
|---------------|------------|---------------------|--------------|

Lower Band Edge Plot for QPSK-RB Size 1, RB Offset 0



Date: 6.JUN.2014 22:55:21

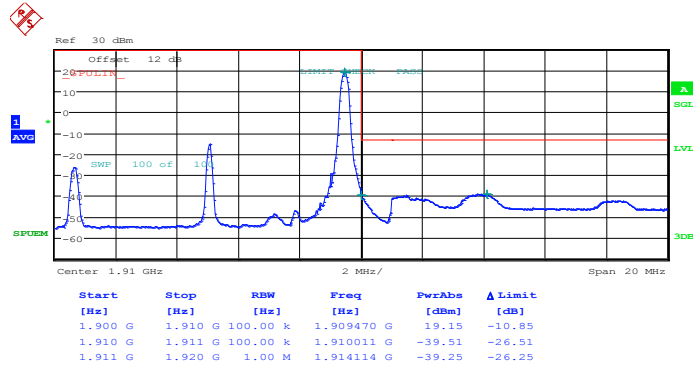
Lower Band Edge Plot for QPSK-RB Size 50, RB Offset 0



Date: 6.JUN.2014 22:56:59

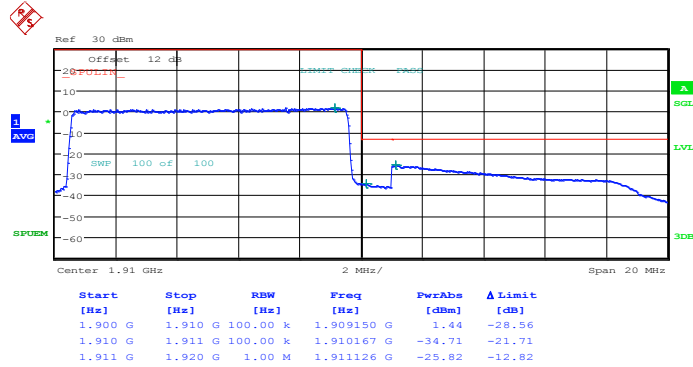


Higher Band Edge Plot for QPSK-RB Size 1, RB Offset 49



Date: 6.JUN.2014 23:05:12

Higher Band Edge Plot for QPSK-RB Size 50, RB Offset 0

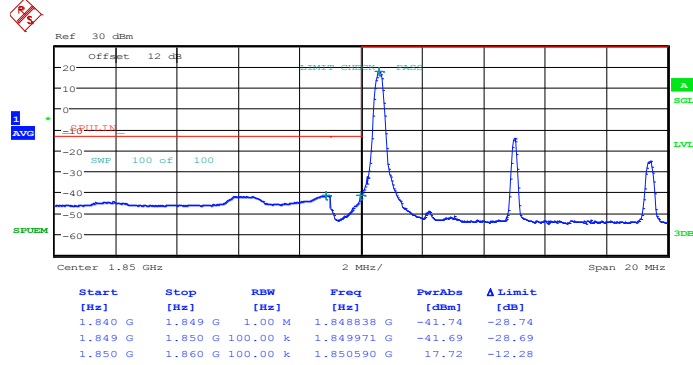


Date: 6.JUN.2014 23:06:50



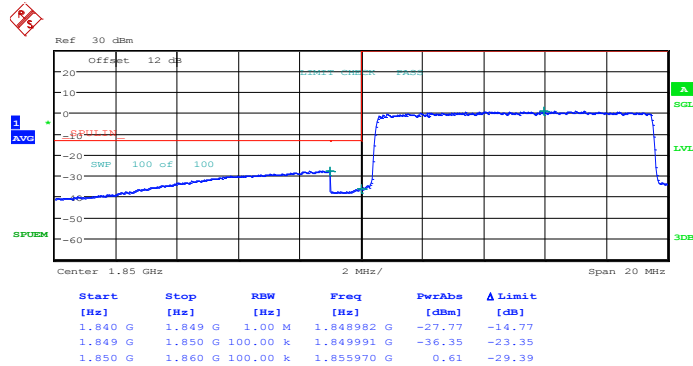
| | | | |
|---------------|------------|---------------------|---------------|
| Band : | LTE Band 2 | Band Width : | 10MHz / 16QAM |
|---------------|------------|---------------------|---------------|

Lower Band Edge Plot for 16QAM-RB Size 1, RB Offset 0



Date: 6.JUN.2014 22:56:10

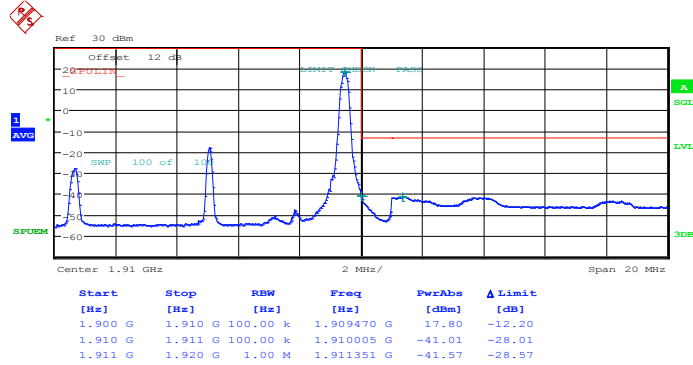
Lower Band Edge Plot for 16QAM-RB Size 50, RB Offset 0



Date: 6.JUN.2014 22:57:48

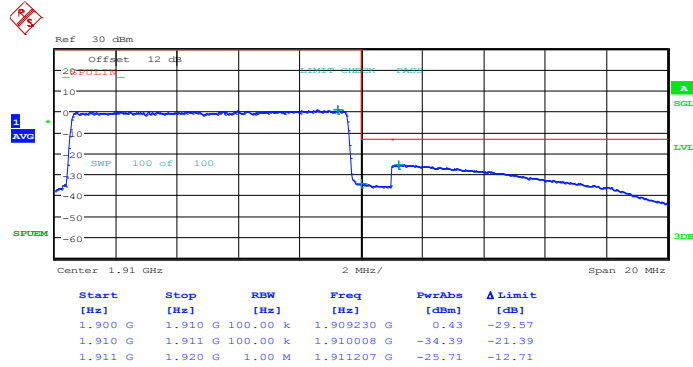


Higher Band Edge Plot for 16QAM-RB Size 1, RB Offset 49



Date: 6.JUN.2014 23:06:01

Higher Band Edge Plot for 16QAM-RB Size 50, RB Offset 0

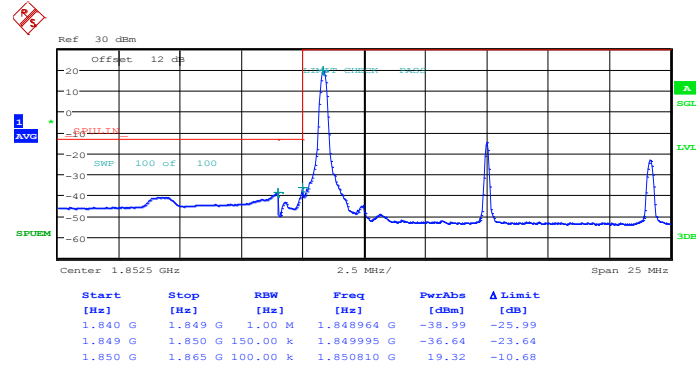


Date: 6.JUN.2014 23:07:39



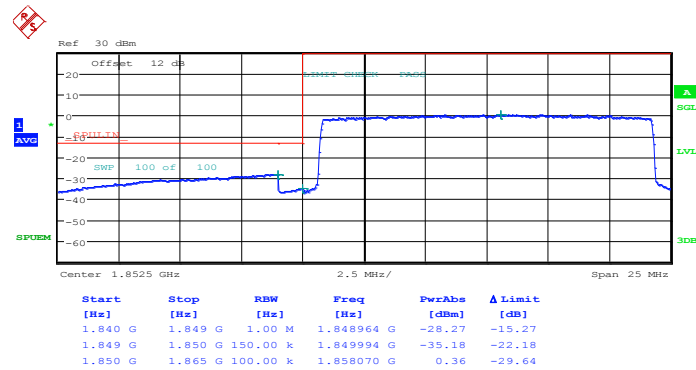
| | | | |
|---------------|------------|---------------------|--------------|
| Band : | LTE Band 2 | Band Width : | 15MHz / QPSK |
|---------------|------------|---------------------|--------------|

Lower Band Edge Plot for QPSK-RB Size 1, RB Offset 0



Date: 6.JUN.2014 23:11:49

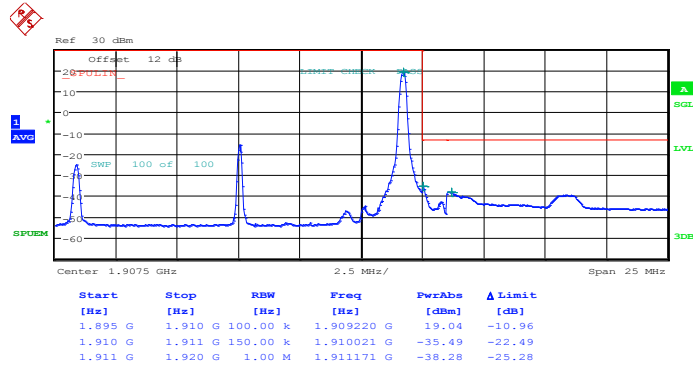
Lower Band Edge Plot for QPSK-RB Size 75, RB Offset 0



Date: 6.JUN.2014 23:13:27

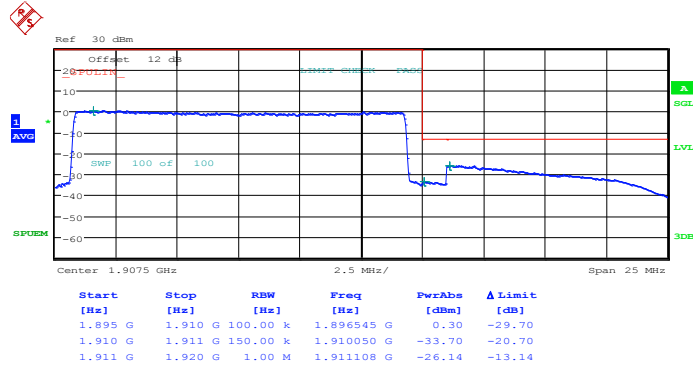


Higher Band Edge Plot for QPSK-RB Size 1, RB Offset 74



Date: 6.JUN.2014 23:21:41

Higher Band Edge Plot for QPSK-RB Size 75, RB Offset 0

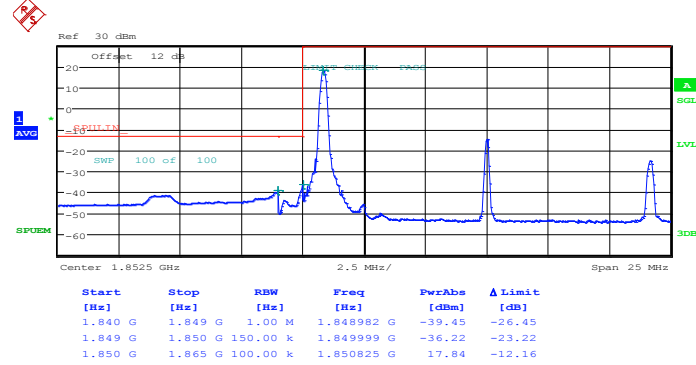


Date: 6.JUN.2014 23:23:19



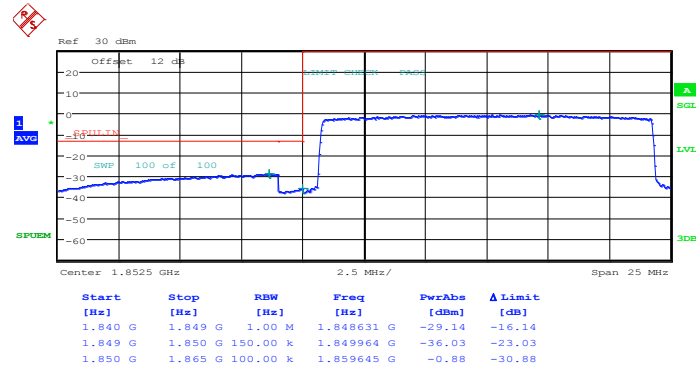
| | | | |
|---------------|------------|---------------------|---------------|
| Band : | LTE Band 2 | Band Width : | 15MHz / 16QAM |
|---------------|------------|---------------------|---------------|

Lower Band Edge Plot for 16QAM-RB Size 1, RB Offset 0



Date: 6.JUN.2014 23:12:38

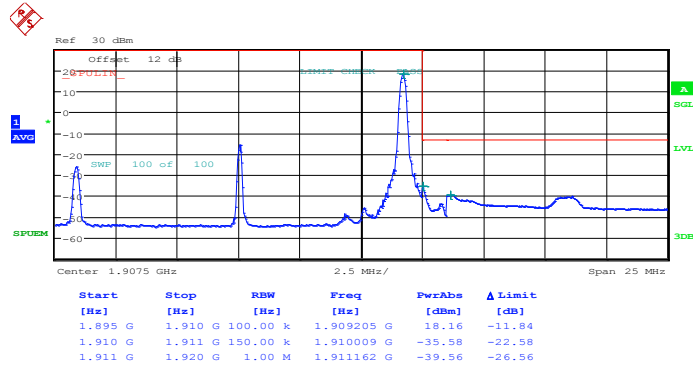
Lower Band Edge Plot for 16QAM-RB Size 75, RB Offset 0



Date: 6.JUN.2014 23:14:16

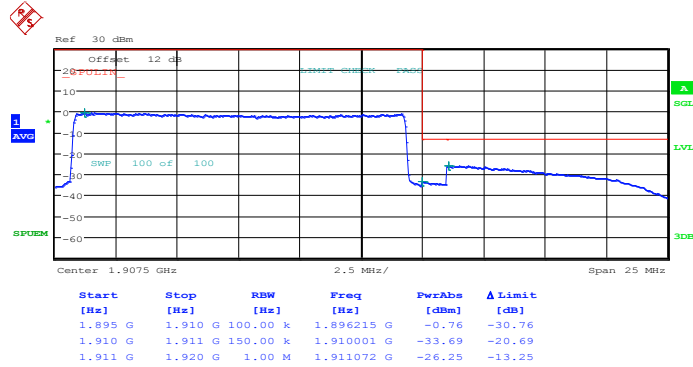


Higher Band Edge Plot for 16QAM-RB Size 1, RB Offset 74



Date: 6.JUN.2014 23:22:30

Higher Band Edge Plot for 16QAM-RB Size 75, RB Offset 0

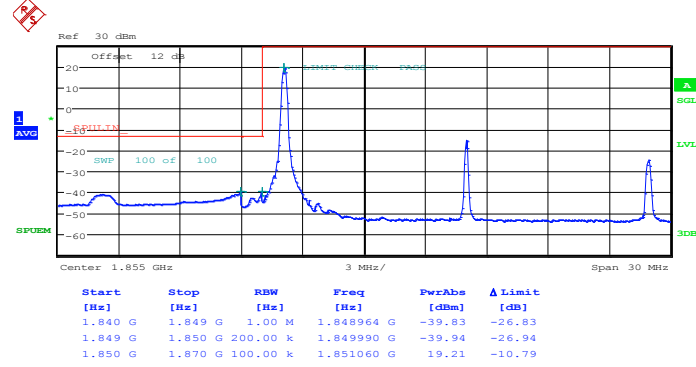


Date: 6.JUN.2014 23:24:08



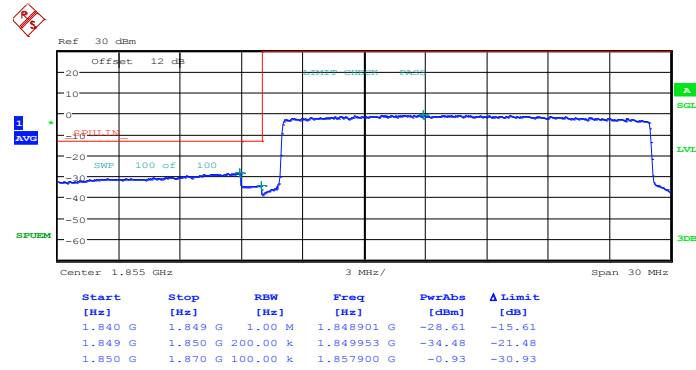
| | | | |
|---------------|------------|---------------------|--------------|
| Band : | LTE Band 2 | Band Width : | 20MHz / QPSK |
|---------------|------------|---------------------|--------------|

Lower Band Edge Plot for QPSK-RB Size 1, RB Offset 0



Date: 6.JUN.2014 23:28:20

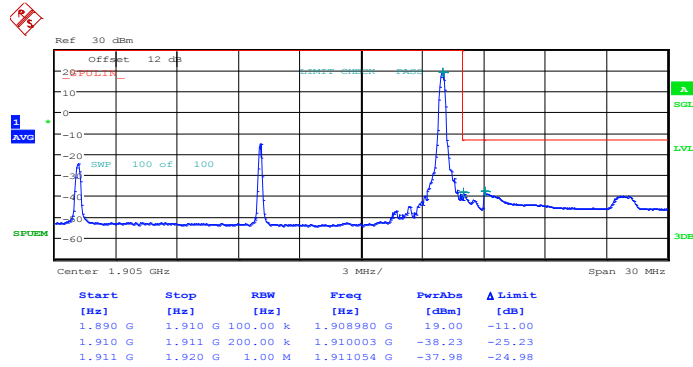
Lower Band Edge Plot for QPSK-RB Size 100, RB Offset 0



Date: 6.JUN.2014 23:29:58

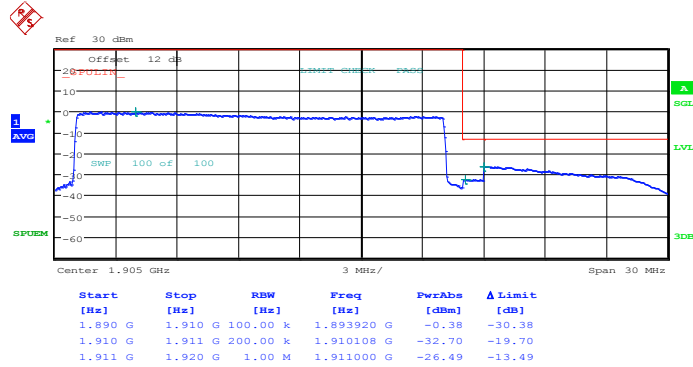


Higher Band Edge Plot for QPSK-RB Size 1, RB Offset 99



Date: 6.JUN.2014 23:38:13

Higher Band Edge Plot for QPSK-RB Size 100, RB Offset 0

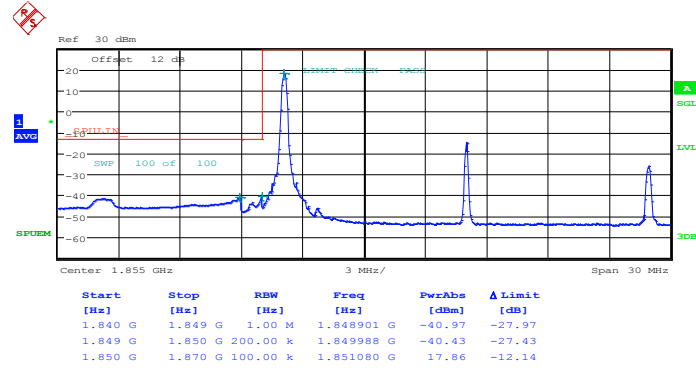


Date: 6.JUN.2014 23:39:51



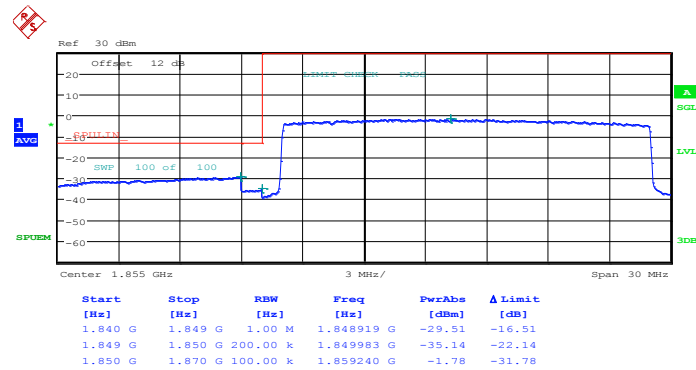
| | | | |
|---------------|------------|---------------------|---------------|
| Band : | LTE Band 2 | Band Width : | 20MHz / 16QAM |
|---------------|------------|---------------------|---------------|

Lower Band Edge Plot for 16QAM-RB Size 1, RB Offset 0



Date: 6.JUN.2014 23:29:09

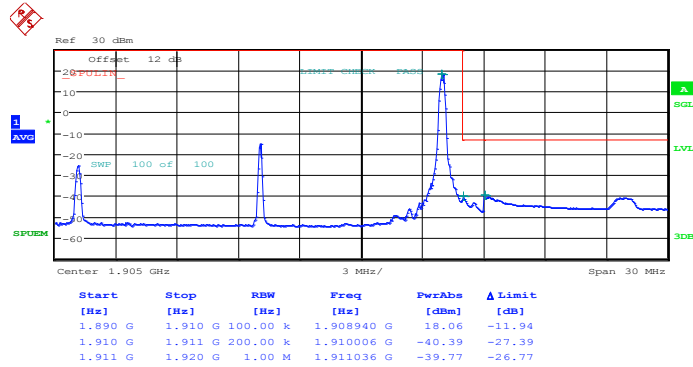
Lower Band Edge Plot for 16QAM-RB Size 100, RB Offset 0



Date: 6.JUN.2014 23:30:47

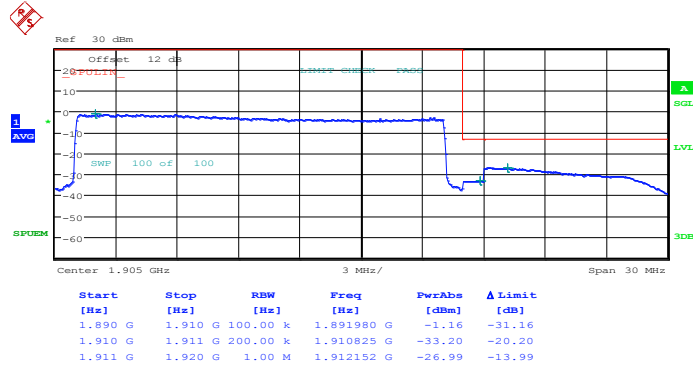


Higher Band Edge Plot for 16QAM-RB Size 1, RB Offset 99



Date: 6.JUN.2014 23:39:02

Higher Band Edge Plot for 16QAM-RB Size 100, RB Offset 0

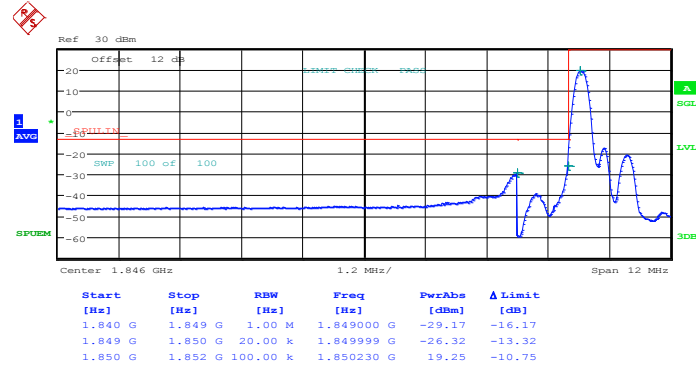


Date: 6.JUN.2014 23:40:40



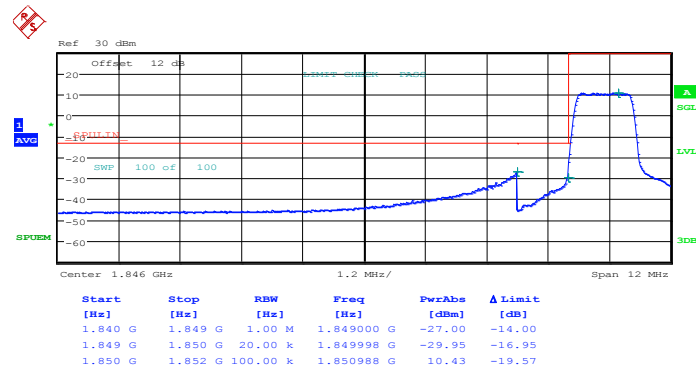
| | | | |
|---------------|-------------|---------------------|---------------|
| Band : | LTE Band 25 | Band Width : | 1.4MHz / QPSK |
|---------------|-------------|---------------------|---------------|

Lower Band Edge Plot for QPSK-RB Size 1, RB Offset 0



Date: 6.JUN.2014 22:05:51

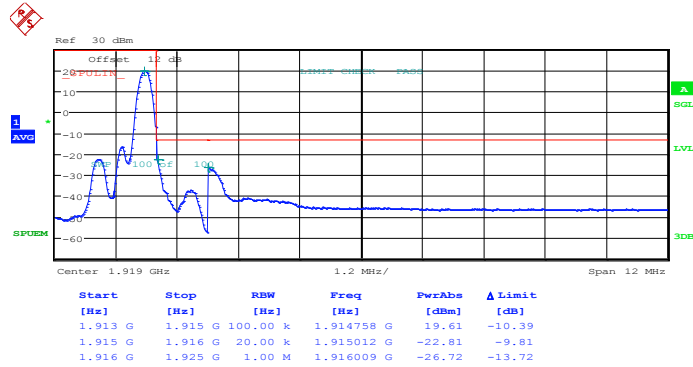
Lower Band Edge Plot for QPSK-RB Size 6, RB Offset 0



Date: 6.JUN.2014 22:07:29

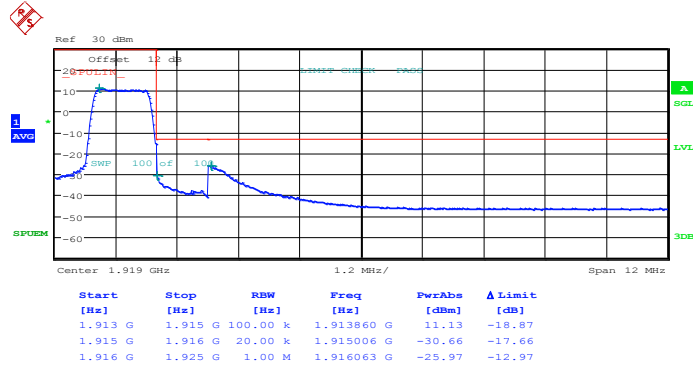


Higher Band Edge Plot for QPSK-RB Size 1, RB Offset 5



Date: 8.JUN.2014 13:47:00

Higher Band Edge Plot for QPSK-RB Size 6, RB Offset 0

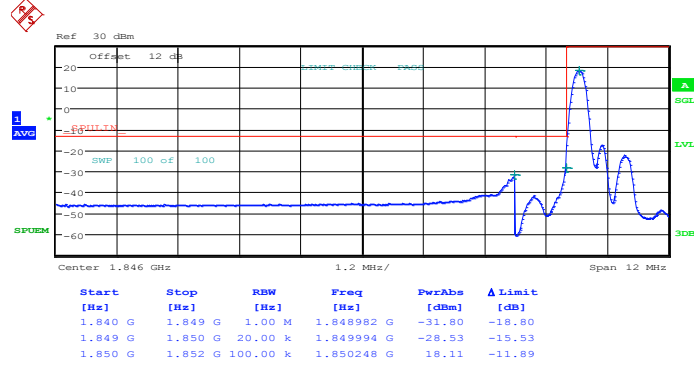


Date: 8.JUN.2014 13:48:40



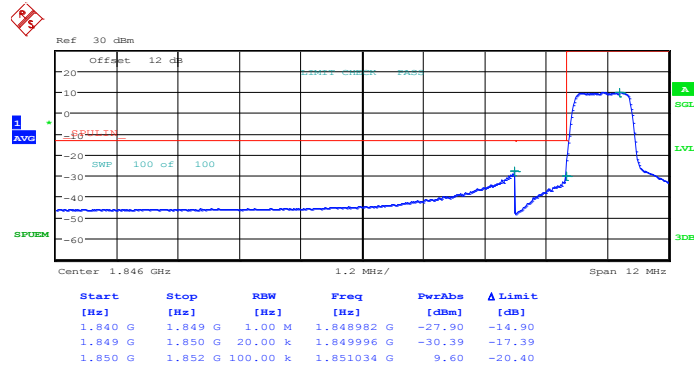
| | | | |
|---------------|-------------|---------------------|----------------|
| Band : | LTE Band 25 | Band Width : | 1.4MHz / 16QAM |
|---------------|-------------|---------------------|----------------|

Lower Band Edge Plot for 16QAM -RB Size 1, RB Offset 0



Date: 6.JUN.2014 22:06:40

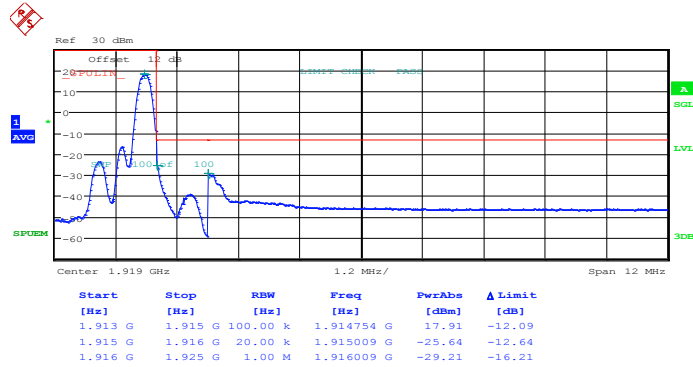
Lower Band Edge Plot for 16QAM -RB Size 6, RB Offset 0



Date: 6.JUN.2014 22:08:18

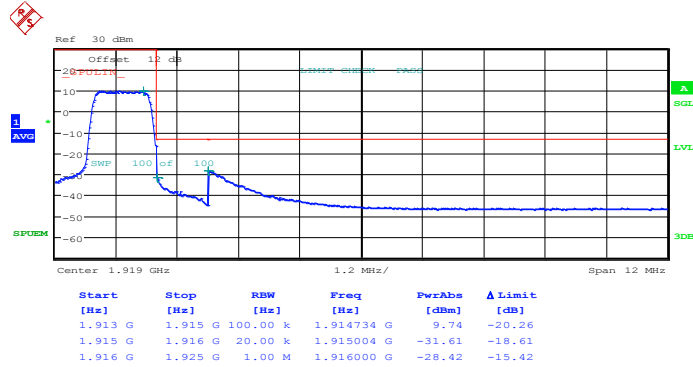


Higher Band Edge Plot for 16QAM -RB Size 1, RB Offset 5



Date: 8.JUN.2014 13:47:50

Higher Band Edge Plot for 16QAM -RB Size 6, RB Offset 0

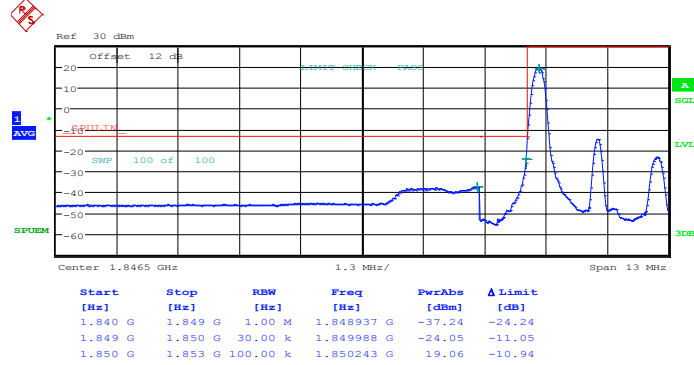


Date: 8.JUN.2014 13:49:30



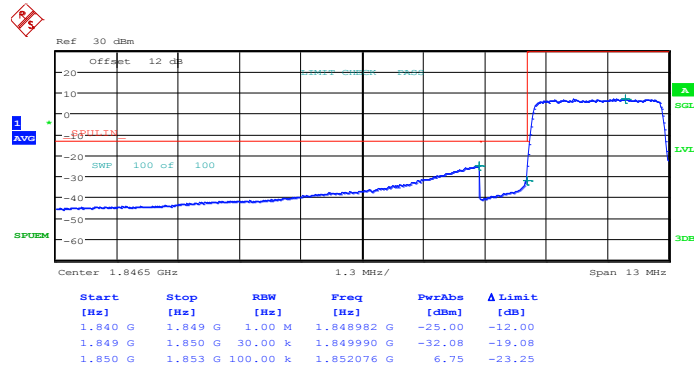
| | | | |
|---------------|-------------|---------------------|-------------|
| Band : | LTE Band 25 | Band Width : | 3MHz / QPSK |
|---------------|-------------|---------------------|-------------|

Lower Band Edge Plot for QPSK-RB Size 1, RB Offset 0



Date: 6.JUN.2014 22:22:21

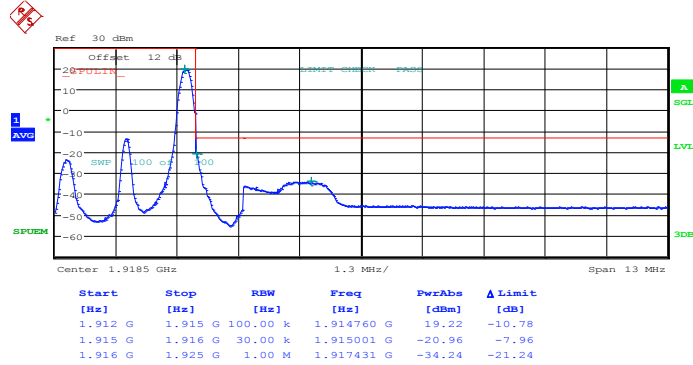
Lower Band Edge Plot for QPSK-RB Size 15, RB Offset 0



Date: 6.JUN.2014 22:23:59

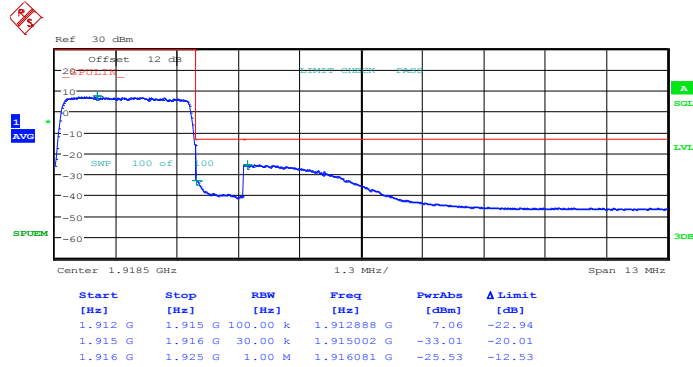


Higher Band Edge Plot for QPSK-RB Size 1, RB Offset 14



Date: 8.JUN.2014 13:53:45

Higher Band Edge Plot for QPSK-RB Size 15, RB Offset 0

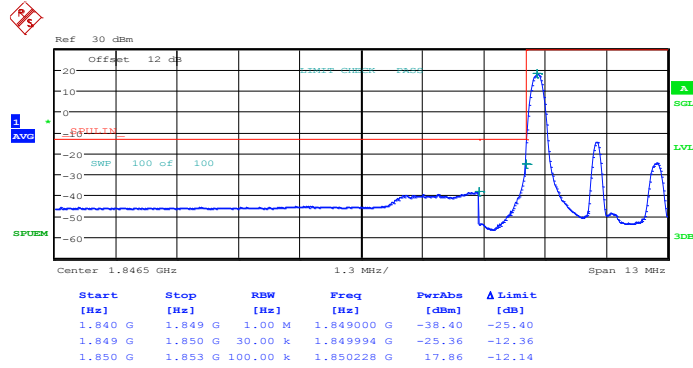


Date: 8.JUN.2014 13:55:25



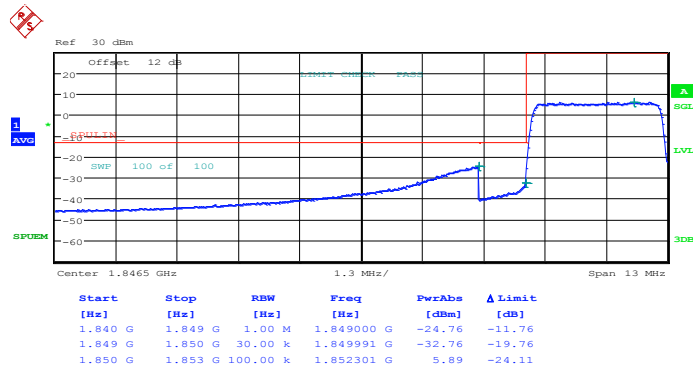
| | | | |
|---------------|-------------|---------------------|--------------|
| Band : | LTE Band 25 | Band Width : | 3MHz / 16QAM |
|---------------|-------------|---------------------|--------------|

Lower Band Edge Plot for 16QAM -RB Size 1, RB Offset 0



Date: 6.JUN.2014 22:23:10

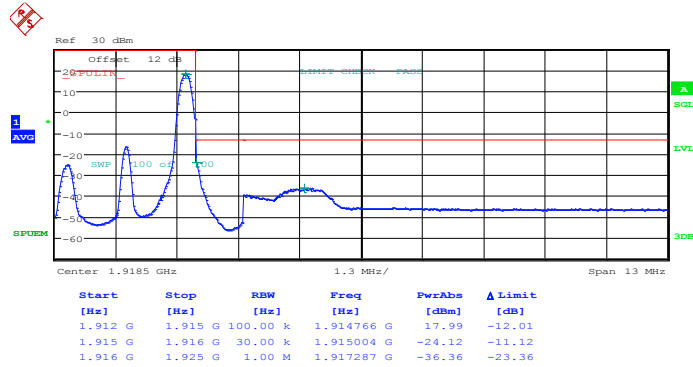
Lower Band Edge Plot for 16QAM -RB Size 15, RB Offset 0



Date: 6.JUN.2014 22:24:48

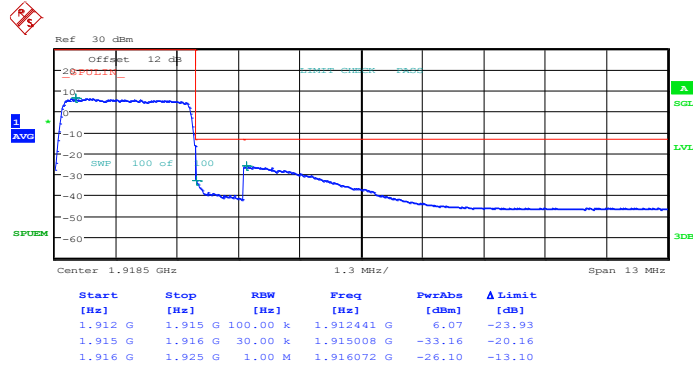


Higher Band Edge Plot for 16QAM -RB Size 1, RB Offset 14



Date: 8.JUN.2014 13:54:35

Higher Band Edge Plot for 16QAM -RB Size 15, RB Offset 0

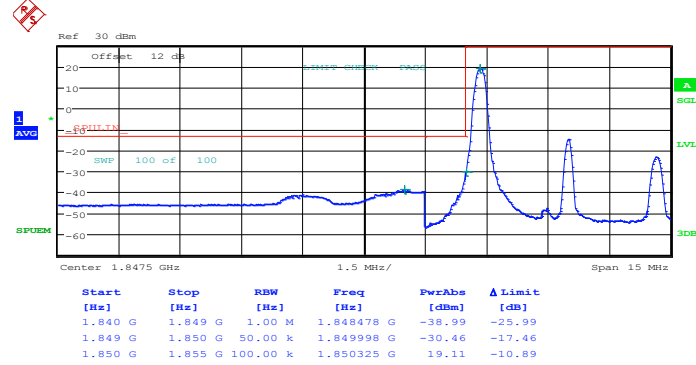


Date: 8.JUN.2014 13:56:15



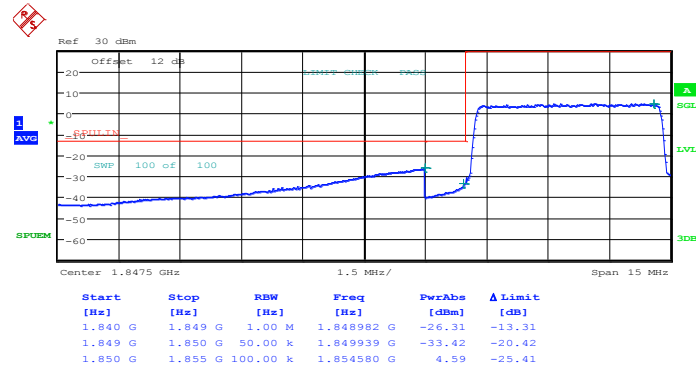
| | | | |
|---------------|-------------|---------------------|-------------|
| Band : | LTE Band 25 | Band Width : | 5MHz / QPSK |
|---------------|-------------|---------------------|-------------|

Lower Band Edge Plot for QPSK-RB Size 1, RB Offset 0



Date: 6.JUN.2014 22:38:52

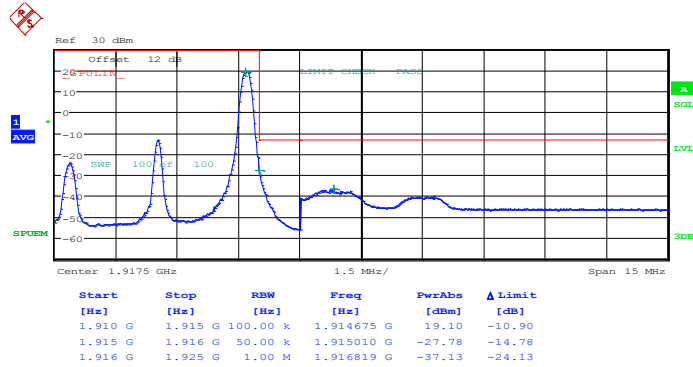
Lower Band Edge Plot for QPSK-RB Size 25, RB Offset 0



Date: 6.JUN.2014 22:40:30

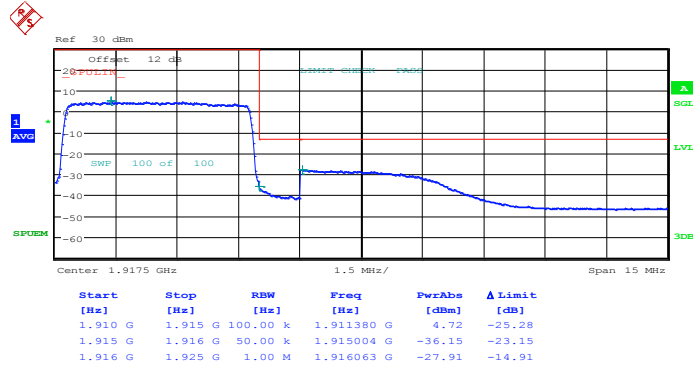


Higher Band Edge Plot for QPSK-RB Size 1, RB Offset 24



Date: 8.JUN.2014 14:00:29

Higher Band Edge Plot for QPSK-RB Size 25, RB Offset 0

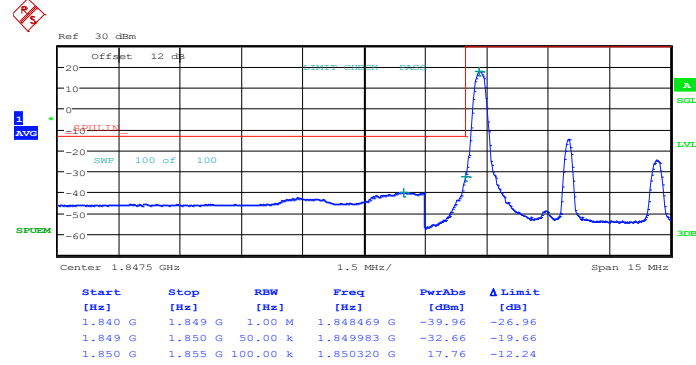


Date: 8.JUN.2014 14:02:09



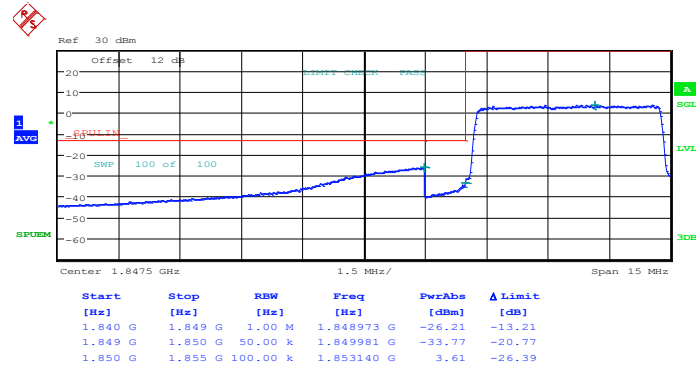
| | | | |
|---------------|-------------|---------------------|--------------|
| Band : | LTE Band 25 | Band Width : | 5MHz / 16QAM |
|---------------|-------------|---------------------|--------------|

Lower Band Edge Plot for 16QAM-RB Size 1, RB Offset 0



Date: 6.JUN.2014 22:39:41

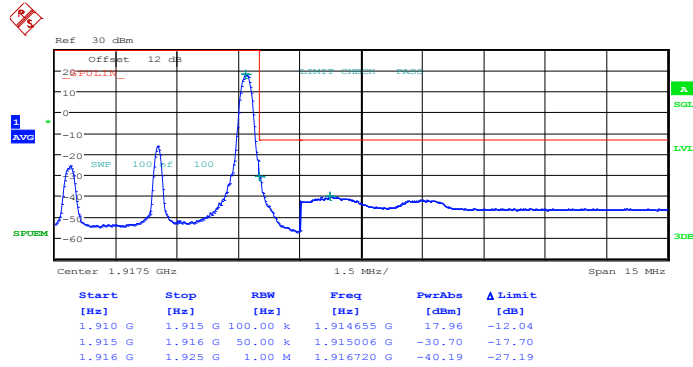
Lower Band Edge Plot for 16QAM-RB Size 25, RB Offset 0



Date: 6.JUN.2014 22:41:19

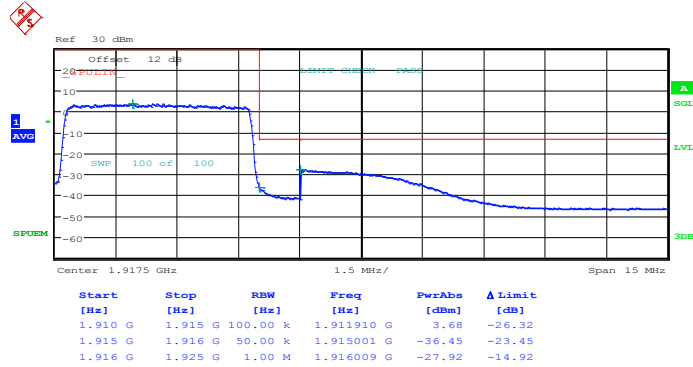


Higher Band Edge Plot for 16QAM-RB Size 1, RB Offset 24



Date: 8.JUN.2014 14:01:19

Higher Band Edge Plot for 16QAM-RB Size 25, RB Offset 0

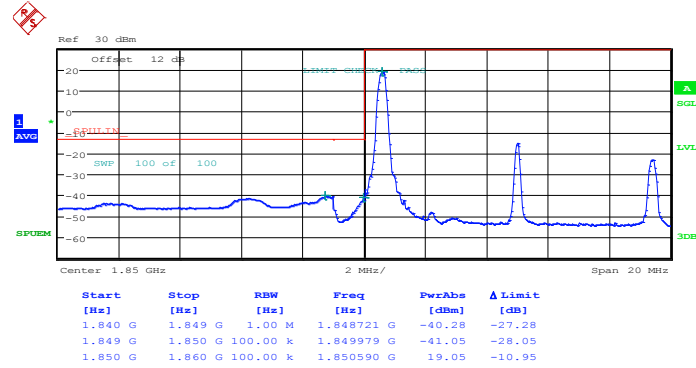


Date: 8.JUN.2014 14:02:59



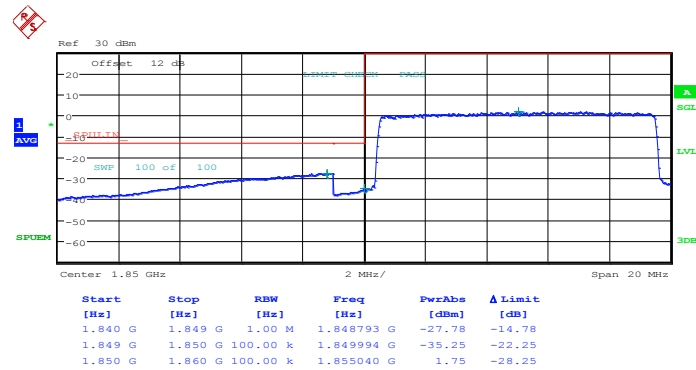
| | | | |
|---------------|-------------|---------------------|--------------|
| Band : | LTE Band 25 | Band Width : | 10MHz / QPSK |
|---------------|-------------|---------------------|--------------|

Lower Band Edge Plot for QPSK-RB Size 1, RB Offset 0



Date: 6.JUN.2014 22:55:21

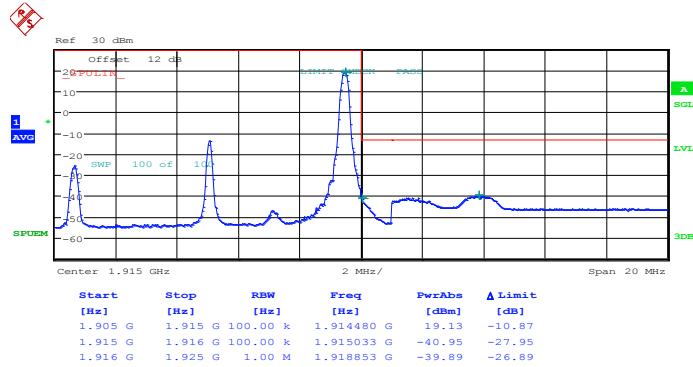
Lower Band Edge Plot for QPSK-RB Size 50, RB Offset 0



Date: 6.JUN.2014 22:56:59

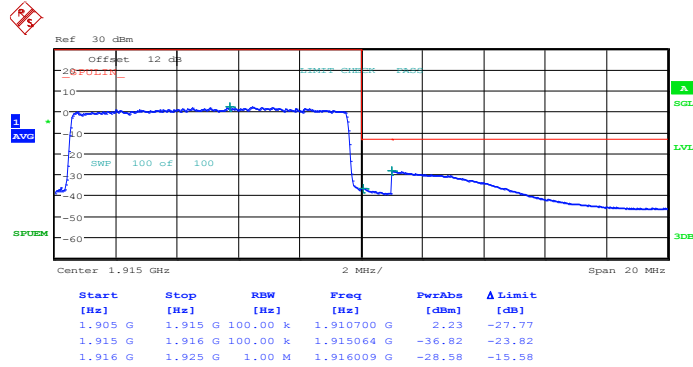


Higher Band Edge Plot for QPSK-RB Size 1, RB Offset 49



Date: 8.JUN.2014 14:07:15

Higher Band Edge Plot for QPSK-RB Size 50, RB Offset 0

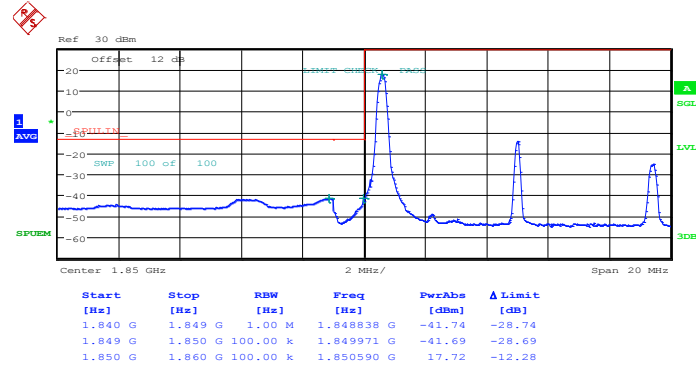


Date: 8.JUN.2014 14:08:55



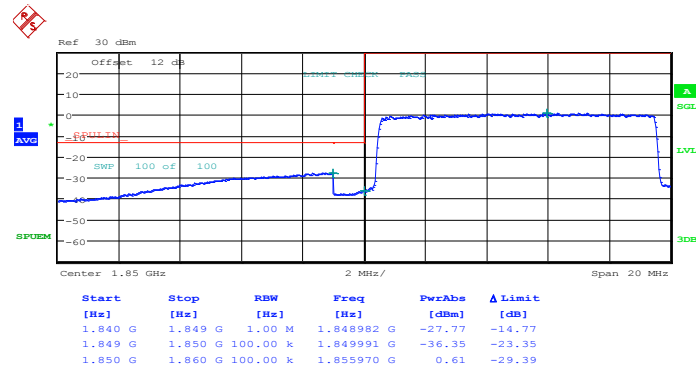
| | | | |
|---------------|-------------|---------------------|---------------|
| Band : | LTE Band 25 | Band Width : | 10MHz / 16QAM |
|---------------|-------------|---------------------|---------------|

Lower Band Edge Plot for 16QAM-RB Size 1, RB Offset 0



Date: 6.JUN.2014 22:56:10

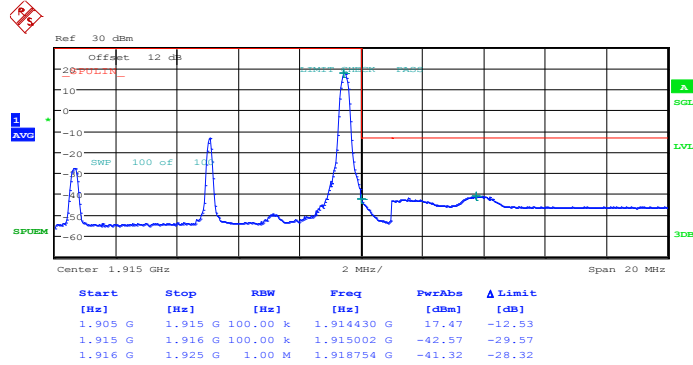
Lower Band Edge Plot for 16QAM-RB Size 50, RB Offset 0



Date: 6.JUN.2014 22:57:48

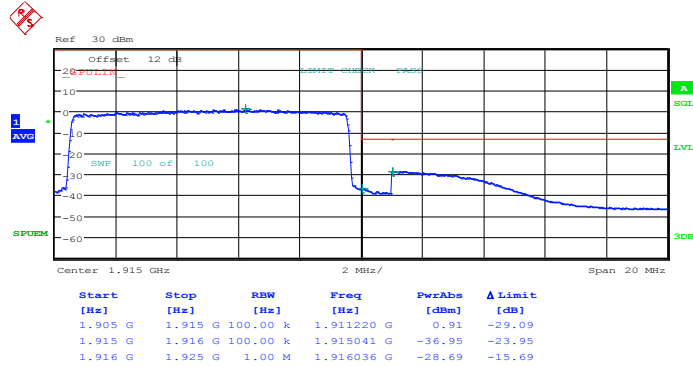


Higher Band Edge Plot for 16QAM-RB Size 1, RB Offset 49



Date: 8.JUN.2014 14:08:05

Higher Band Edge Plot for 16QAM-RB Size 50, RB Offset 0

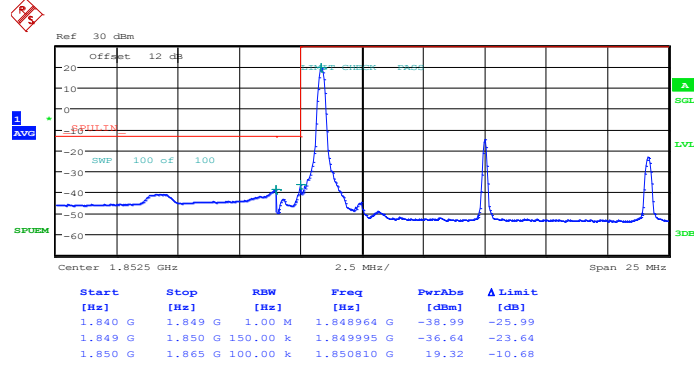


Date: 8.JUN.2014 14:09:45



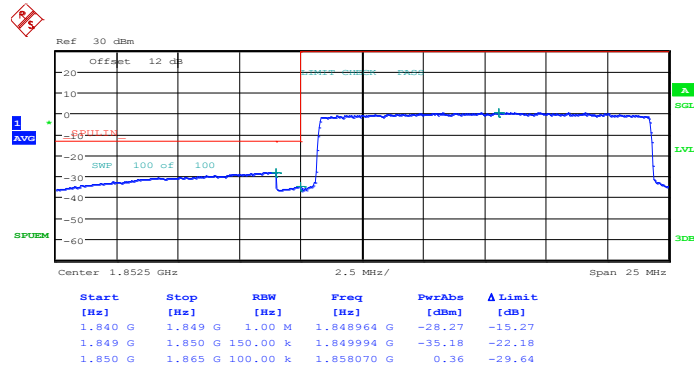
| | | | |
|---------------|-------------|---------------------|--------------|
| Band : | LTE Band 25 | Band Width : | 15MHz / QPSK |
|---------------|-------------|---------------------|--------------|

Lower Band Edge Plot for QPSK-RB Size 1, RB Offset 0



Date: 6.JUN.2014 23:11:49

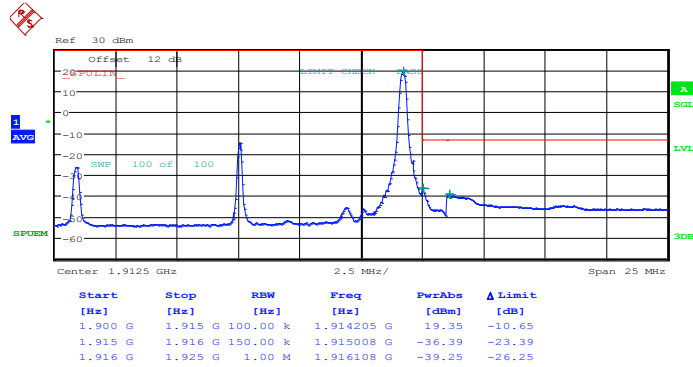
Lower Band Edge Plot for QPSK-RB Size 75, RB Offset 0



Date: 6.JUN.2014 23:13:27

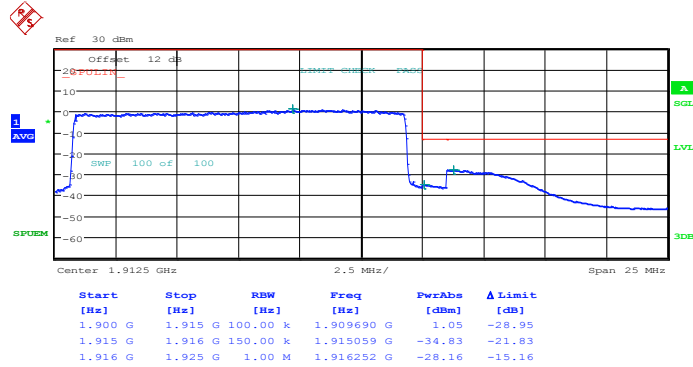


Higher Band Edge Plot for QPSK-RB Size 1, RB Offset 74



Date: 8.JUN.2014 14:14:01

Higher Band Edge Plot for QPSK-RB Size 75, RB Offset 0

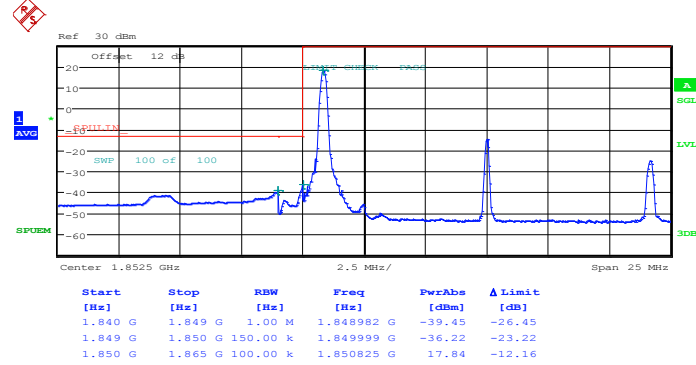


Date: 8.JUN.2014 14:15:40



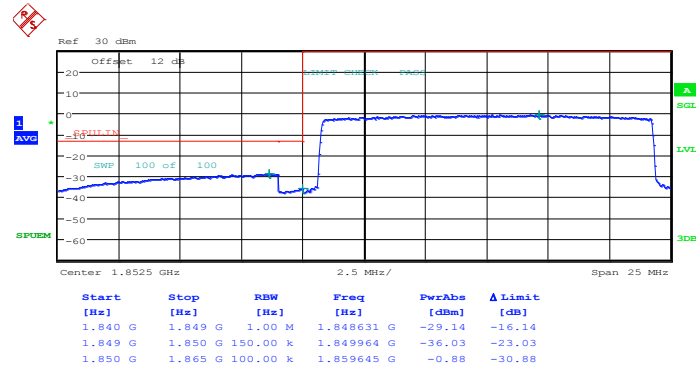
| | | | |
|---------------|-------------|---------------------|---------------|
| Band : | LTE Band 25 | Band Width : | 15MHz / 16QAM |
|---------------|-------------|---------------------|---------------|

Lower Band Edge Plot for 16QAM-RB Size 1, RB Offset 0



Date: 6.JUN.2014 23:12:38

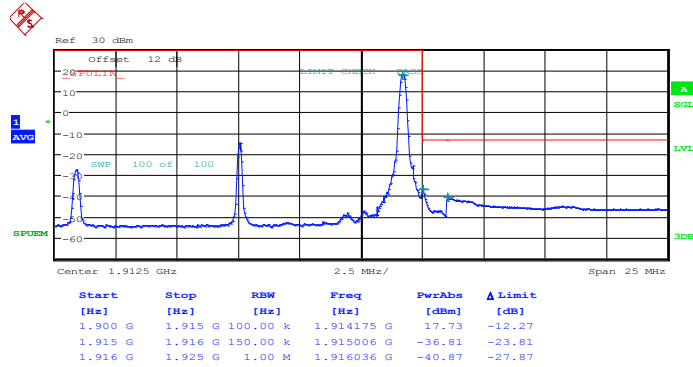
Lower Band Edge Plot for 16QAM-RB Size 75, RB Offset 0



Date: 6.JUN.2014 23:14:16

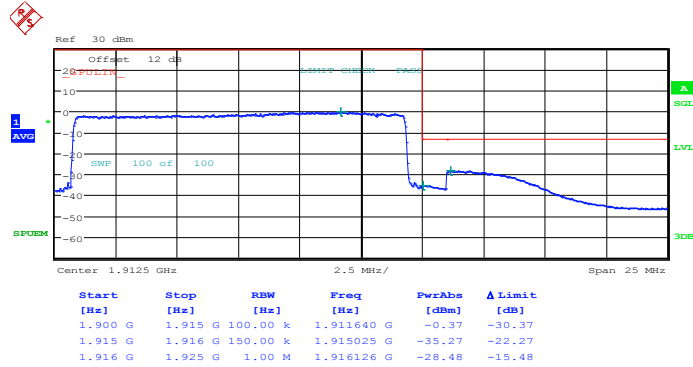


Higher Band Edge Plot for 16QAM-RB Size 1, RB Offset 74



Date: 8.JUN.2014 14:14:50

Higher Band Edge Plot for 16QAM-RB Size 75, RB Offset 0

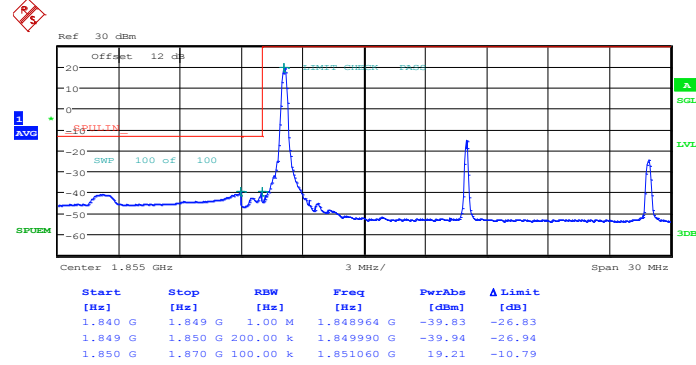


Date: 8.JUN.2014 14:16:29



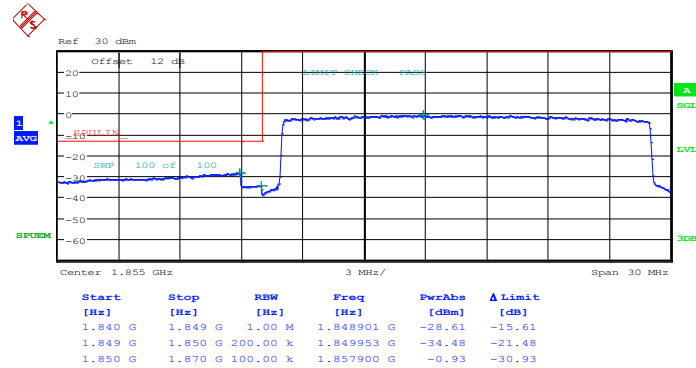
| | | | |
|---------------|-------------|---------------------|--------------|
| Band : | LTE Band 25 | Band Width : | 20MHz / QPSK |
|---------------|-------------|---------------------|--------------|

Lower Band Edge Plot for QPSK-RB Size 1, RB Offset 0



Date: 6.JUN.2014 23:28:20

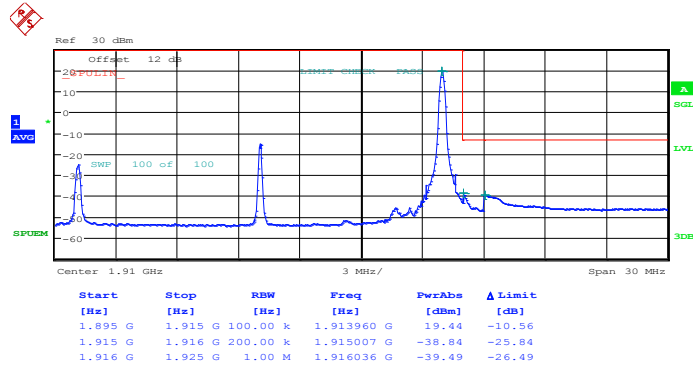
Lower Band Edge Plot for QPSK-RB Size 100, RB Offset 0



Date: 6.JUN.2014 23:29:58

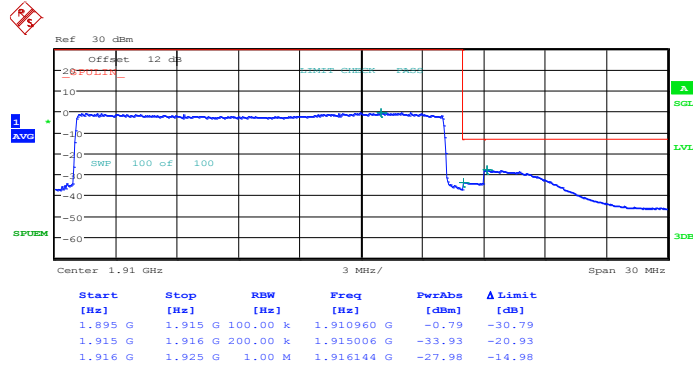


Higher Band Edge Plot for QPSK-RB Size 1, RB Offset 99



Date: 8.JUN.2014 14:20:40

Higher Band Edge Plot for QPSK-RB Size 100, RB Offset 0

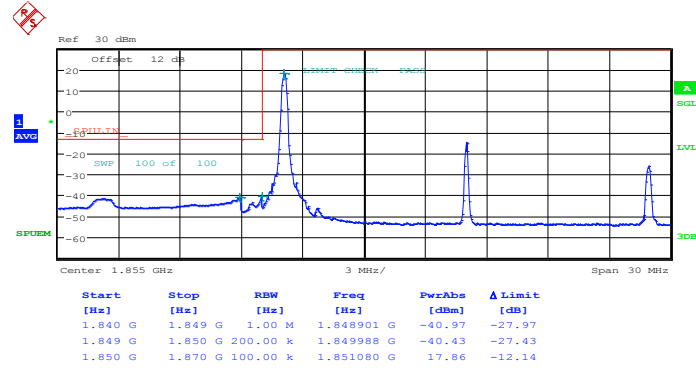


Date: 8.JUN.2014 14:22:19



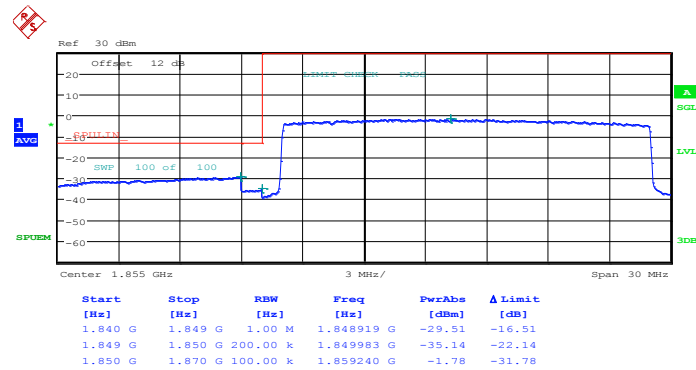
| | | | |
|---------------|-------------|---------------------|---------------|
| Band : | LTE Band 25 | Band Width : | 20MHz / 16QAM |
|---------------|-------------|---------------------|---------------|

Lower Band Edge Plot for 16QAM-RB Size 1, RB Offset 0



Date: 6.JUN.2014 23:29:09

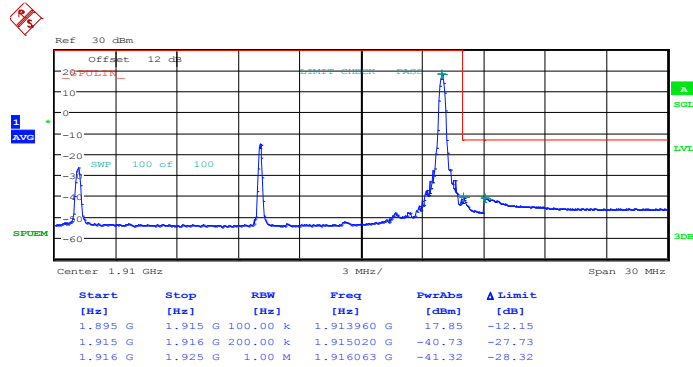
Lower Band Edge Plot for 16QAM-RB Size 100, RB Offset 0



Date: 6.JUN.2014 23:30:47

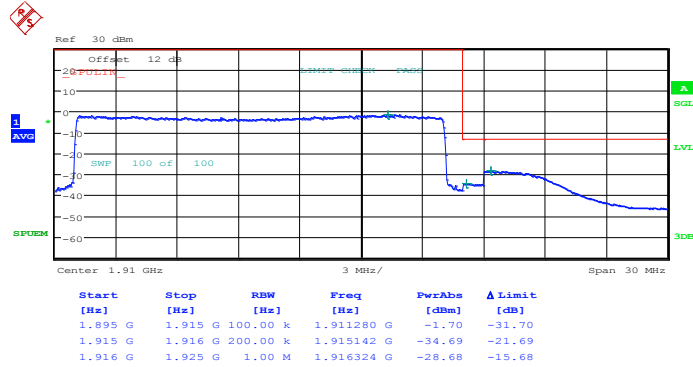


Higher Band Edge Plot for 16QAM-RB Size 1, RB Offset 99



Date: 8.JUN.2014 14:21:29

Higher Band Edge Plot for 16QAM-RB Size 100, RB Offset 0

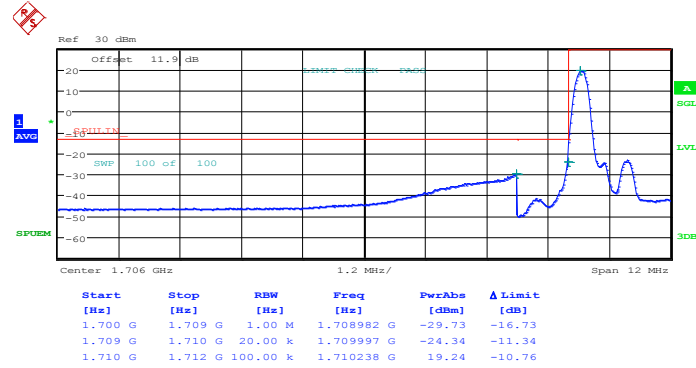


Date: 8.JUN.2014 14:23:08



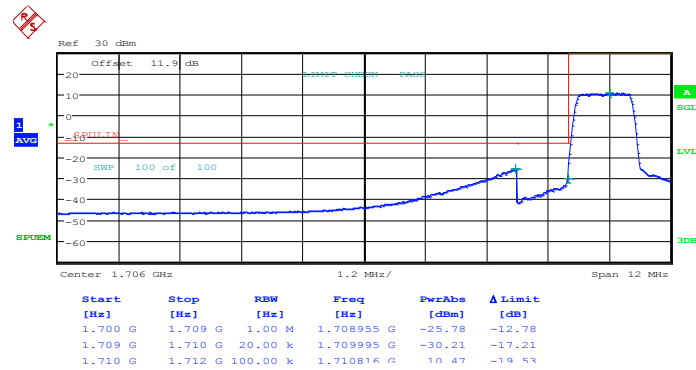
| | | | |
|---------------|------------|---------------------|---------------|
| Band : | LTE Band 4 | Band Width : | 1.4MHz / QPSK |
|---------------|------------|---------------------|---------------|

Lower Band Edge Plot for QPSK-RB Size 1, RB Offset 0



Date: 6.JUN.2014 23:51:19

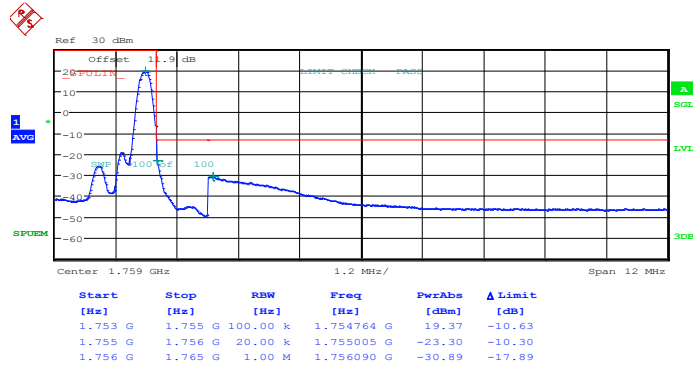
Lower Band Edge Plot for QPSK-RB Size 6, RB Offset 0



Date: 6.JUN.2014 23:52:57

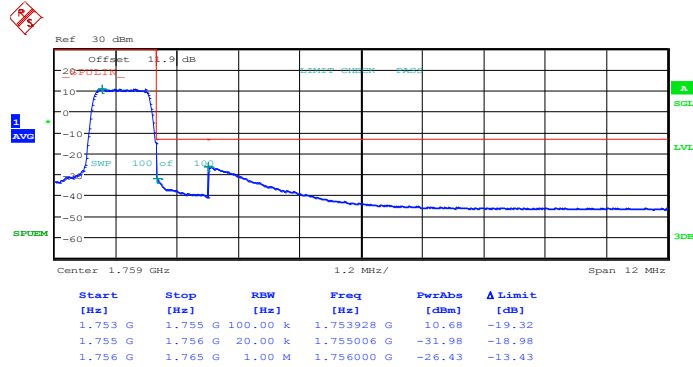


Higher Band Edge Plot for QPSK-RB Size 1, RB Offset 5



Date: 7.JUN.2014 00:01:11

Higher Band Edge Plot for QPSK-RB Size 6, RB Offset 0

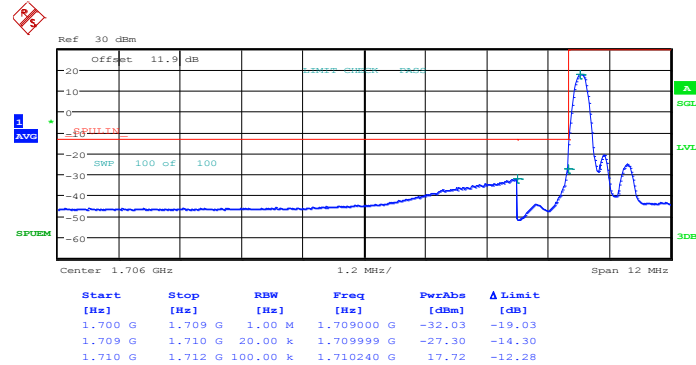


Date: 7.JUN.2014 00:02:49



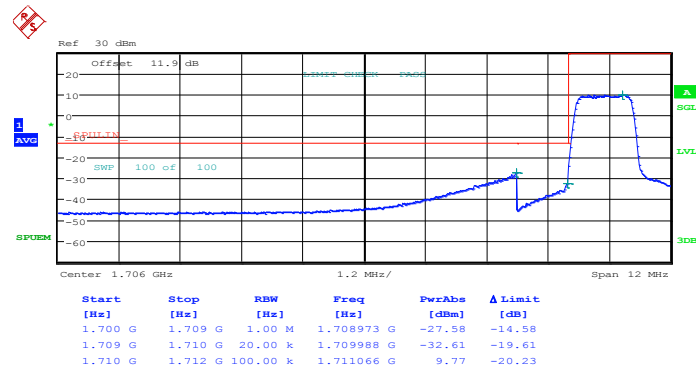
| | | | |
|---------------|------------|---------------------|----------------|
| Band : | LTE Band 4 | Band Width : | 1.4MHz / 16QAM |
|---------------|------------|---------------------|----------------|

Lower Band Edge Plot for 16QAM -RB Size 1, RB Offset 0



Date: 6.JUN.2014 23:52:08

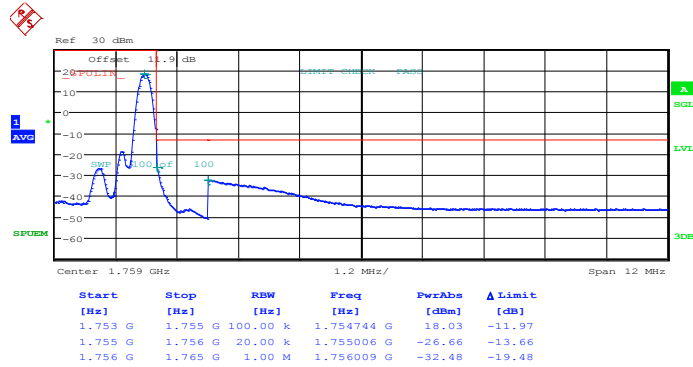
Lower Band Edge Plot for 16QAM-RB Size 6, RB Offset 0



Date: 6.JUN.2014 23:53:46

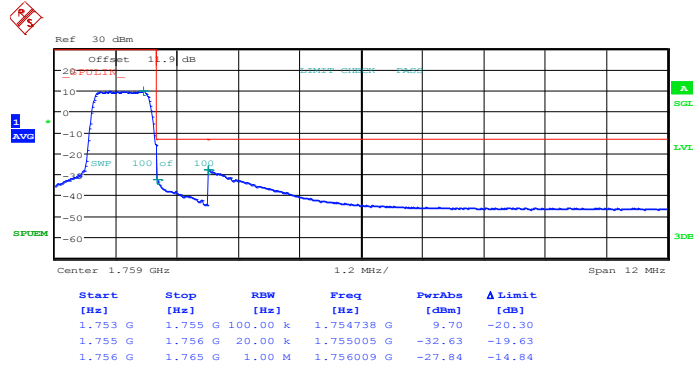


Higher Band Edge Plot for 16QAM-RB Size 1, RB Offset 5



Date: 7.JUN.2014 00:02:00

Higher Band Edge Plot for 16QAM-RB Size 6, RB Offset 0

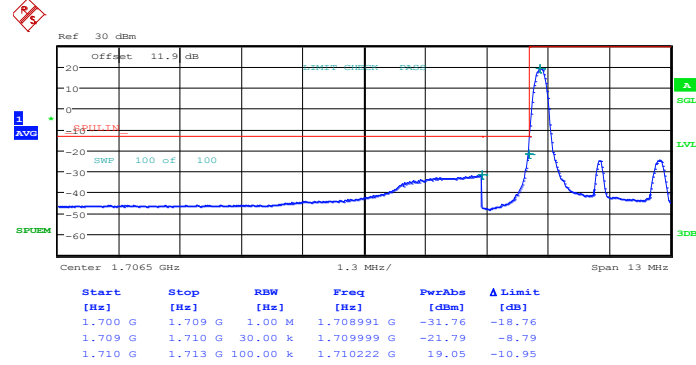


Date: 7.JUN.2014 00:03:38



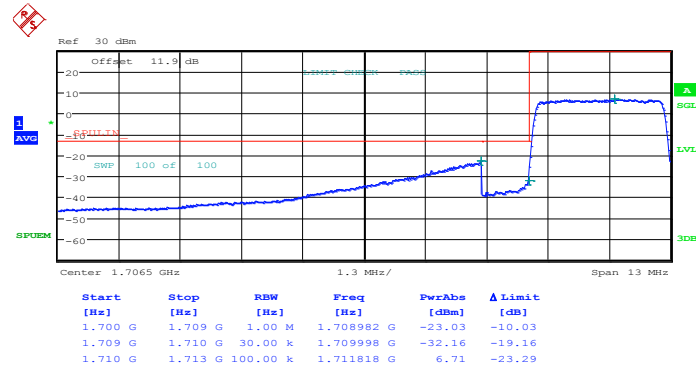
| | | | |
|---------------|------------|---------------------|-------------|
| Band : | LTE Band 4 | Band Width : | 3MHz / QPSK |
|---------------|------------|---------------------|-------------|

Lower Band Edge Plot for QPSK-RB Size 1, RB Offset 0



Date: 7.JUN.2014 00:07:49

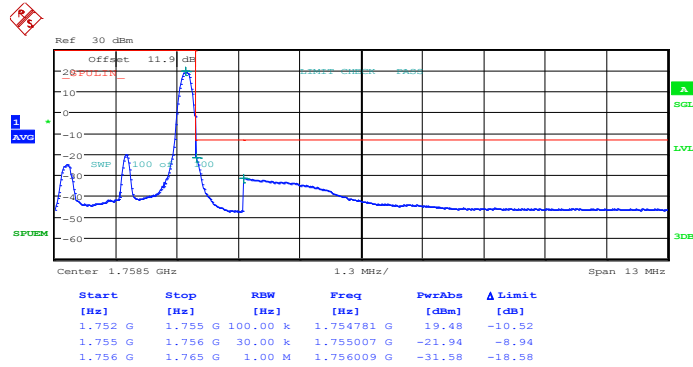
Lower Band Edge Plot for QPSK-RB Size 15, RB Offset 0



Date: 7.JUN.2014 00:09:27

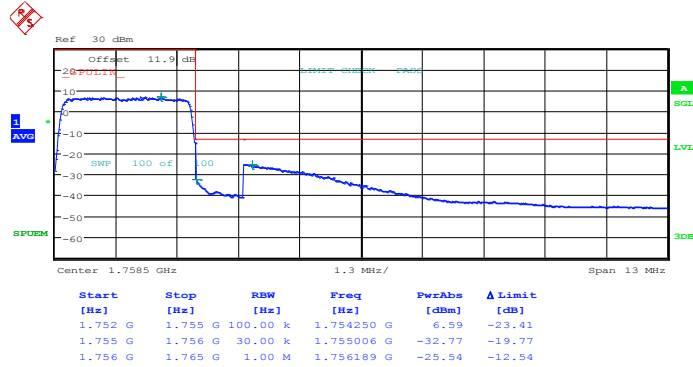


Higher Band Edge Plot for QPSK-RB Size 1, RB Offset 14



Date: 7.JUN.2014 00:17:40

Higher Band Edge Plot for QPSK-RB Size 15, RB Offset 0

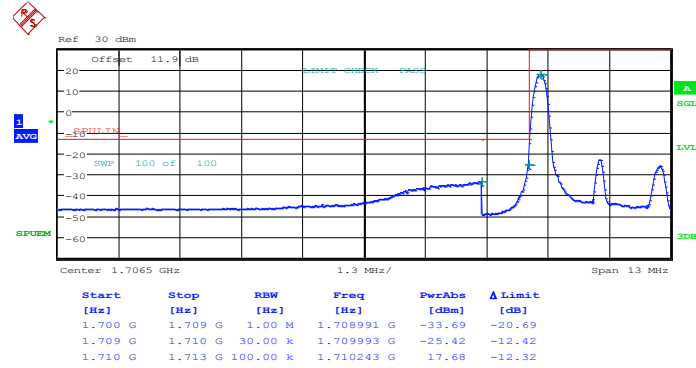


Date: 7.JUN.2014 00:19:18



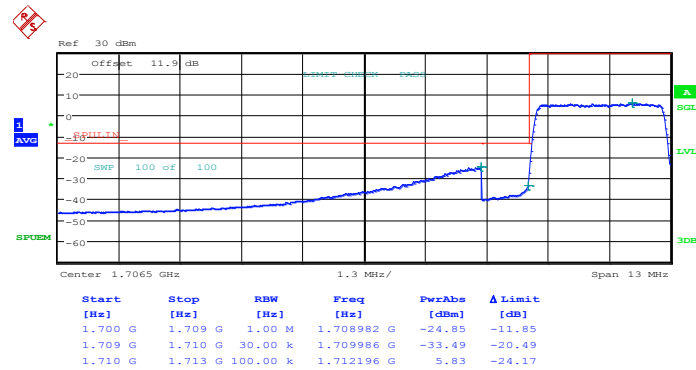
| | | | |
|---------------|------------|---------------------|--------------|
| Band : | LTE Band 4 | Band Width : | 3MHz / 16QAM |
|---------------|------------|---------------------|--------------|

Lower Band Edge Plot for 16QAM-RB Size 1, RB Offset 0



Date: 7.JUN.2014 00:08:38

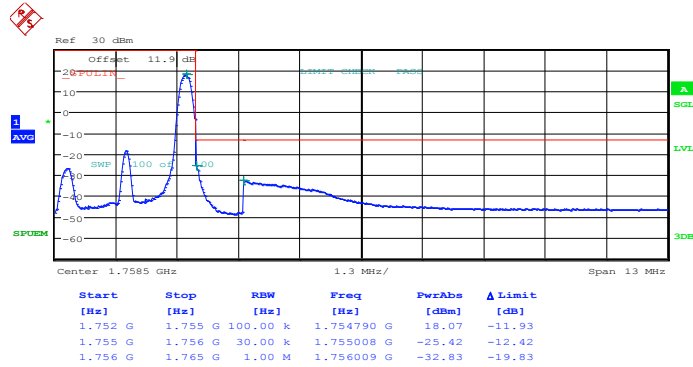
Lower Band Edge Plot for 16QAM-RB Size 15, RB Offset 0



Date: 7.JUN.2014 00:10:16

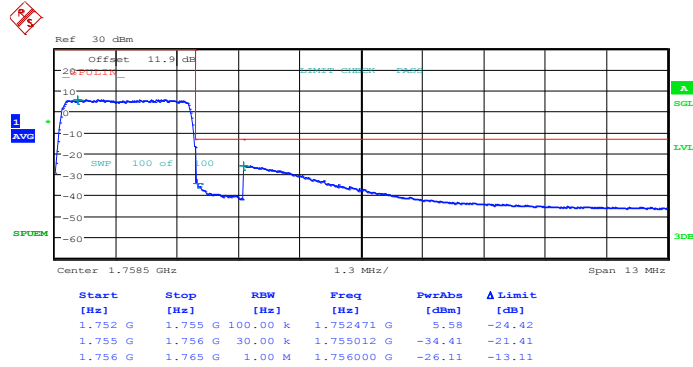


Higher Band Edge Plot for 16QAM-RB Size 1, RB Offset 14



Date: 7.JUN.2014 00:18:29

Higher Band Edge Plot for 16QAM-RB Size 15, RB Offset 0

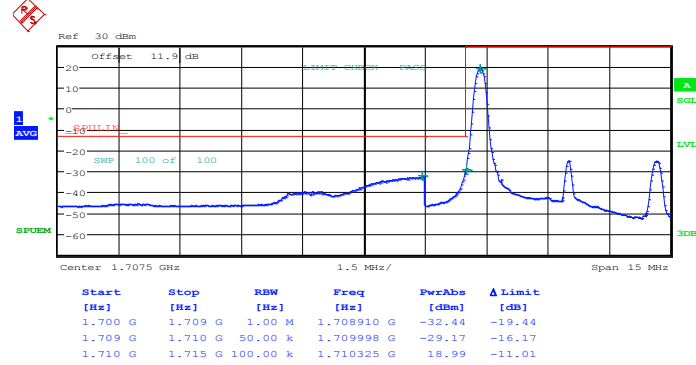


Date: 7.JUN.2014 00:20:07



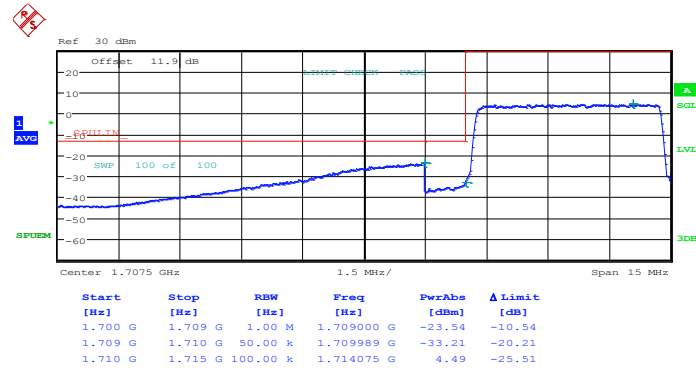
| | | | |
|---------------|------------|---------------------|-------------|
| Band : | LTE Band 4 | Band Width : | 5MHz / QPSK |
|---------------|------------|---------------------|-------------|

Lower Band Edge Plot for QPSK-RB Size 1, RB Offset 0



Date: 7.JUN.2014 00:24:21

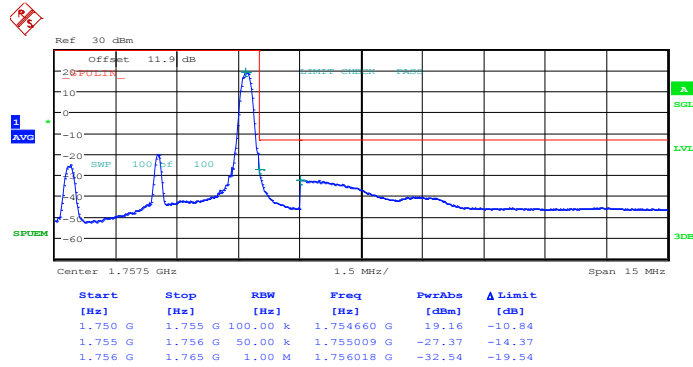
Lower Band Edge Plot for QPSK-RB Size 25, RB Offset 0



Date: 7.JUN.2014 00:25:59

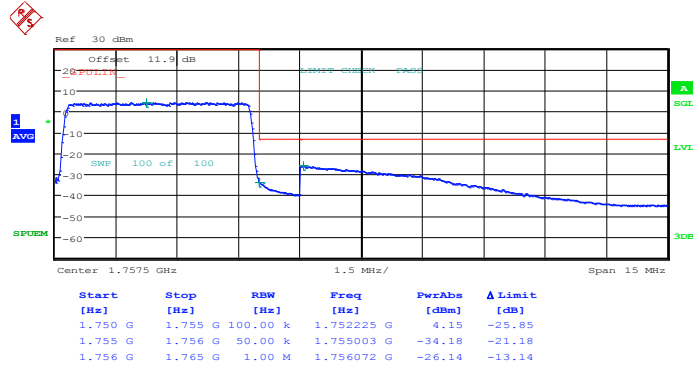


Higher Band Edge Plot for QPSK-RB Size 1, RB Offset 24



Date: 7.JUN.2014 00:34:12

Higher Band Edge Plot for QPSK-RB Size 25, RB Offset 0

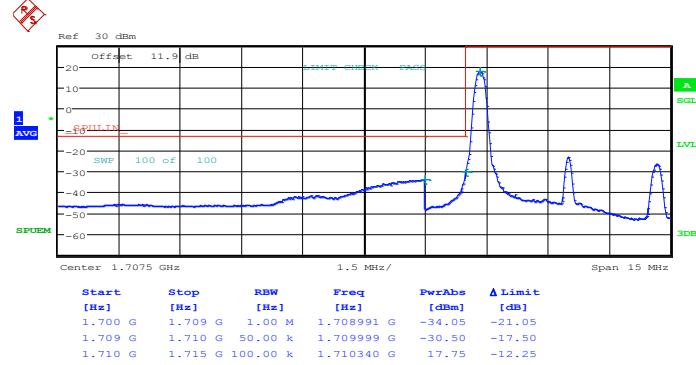


Date: 7.JUN.2014 00:35:51



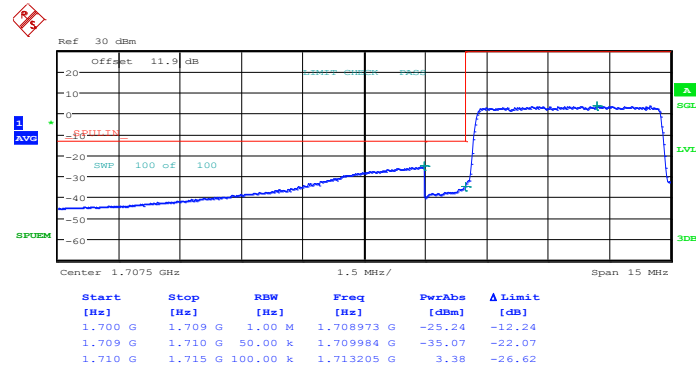
| | | | |
|---------------|------------|---------------------|--------------|
| Band : | LTE Band 4 | Band Width : | 5MHz / 16QAM |
|---------------|------------|---------------------|--------------|

Lower Band Edge Plot for 16QAM-RB Size 1, RB Offset 0



Date: 7.JUN.2014 00:25:10

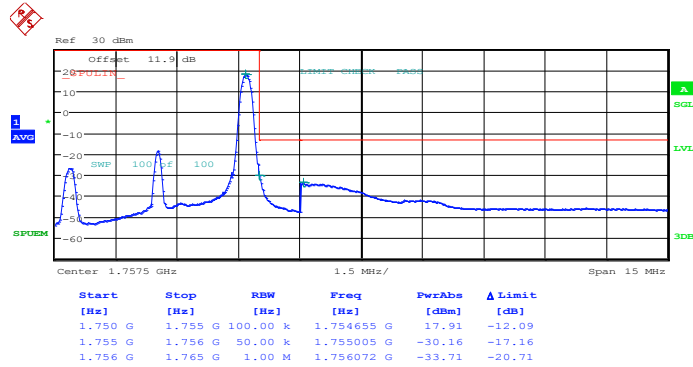
Lower Band Edge Plot for 16QAM-RB Size 25, RB Offset 0



Date: 7.JUN.2014 00:26:49

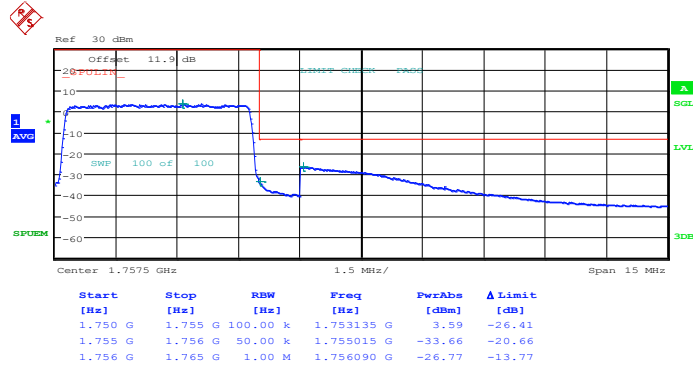


Higher Band Edge Plot for 16QAM-RB Size 1, RB Offset 24



Date: 7.JUN.2014 00:35:02

Higher Band Edge Plot for 16QAM-RB Size 25, RB Offset 0

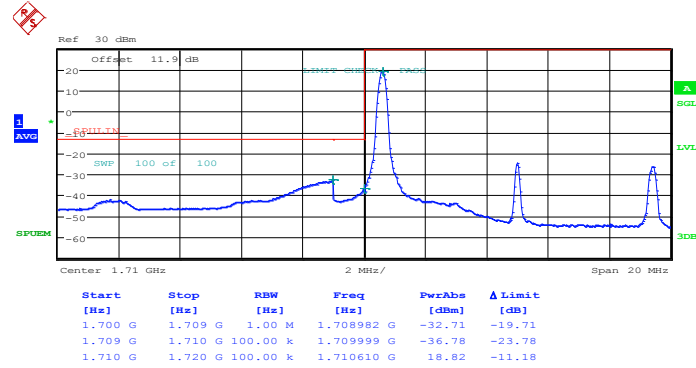


Date: 7.JUN.2014 00:36:40



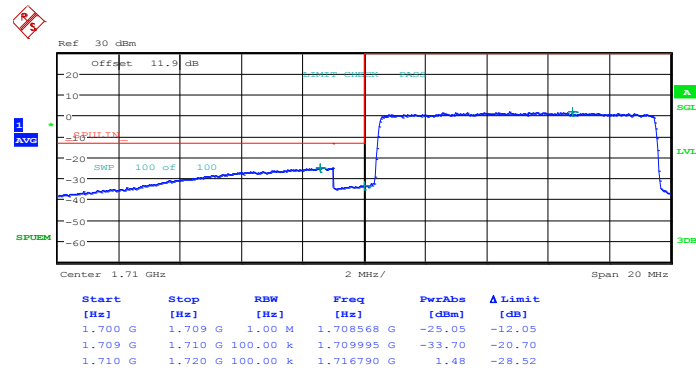
| | | | |
|---------------|------------|---------------------|--------------|
| Band : | LTE Band 4 | Band Width : | 10MHz / QPSK |
|---------------|------------|---------------------|--------------|

Lower Band Edge Plot for QPSK-RB Size 1, RB Offset 0



Date: 7.JUN.2014 01:00:32

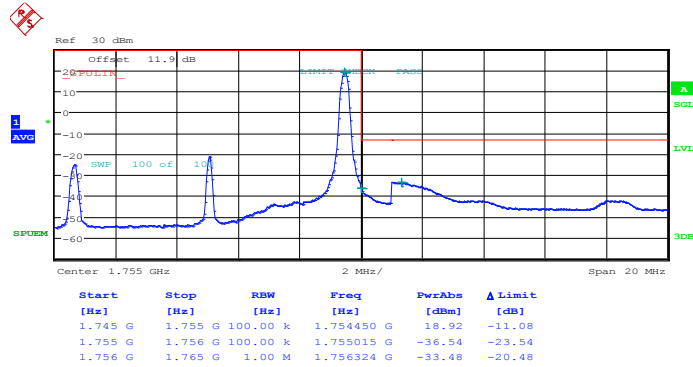
Lower Band Edge Plot for QPSK-RB Size 50, RB Offset 0



Date: 7.JUN.2014 01:02:10

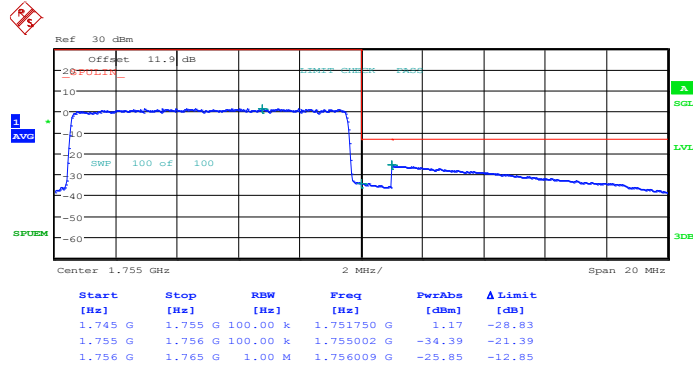


Higher Band Edge Plot for QPSK-RB Size 1, RB Offset 49



Date: 7.JUN.2014 01:10:24

Higher Band Edge Plot for QPSK-RB Size 50, RB Offset 0

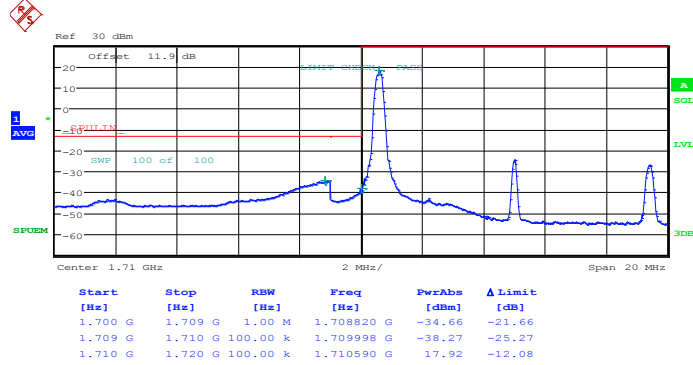


Date: 7.JUN.2014 01:12:02



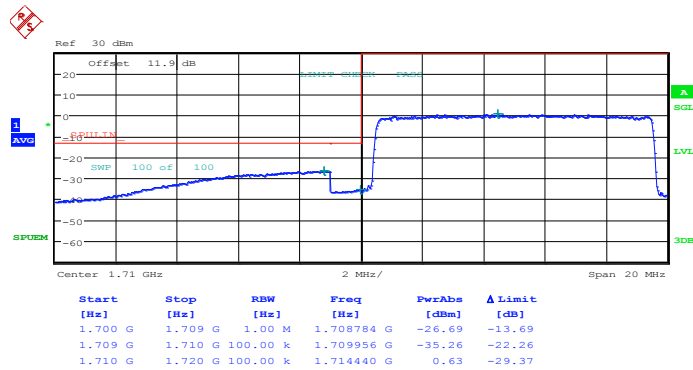
| | | | |
|---------------|------------|---------------------|---------------|
| Band : | LTE Band 4 | Band Width : | 10MHz / 16QAM |
|---------------|------------|---------------------|---------------|

Lower Band Edge Plot for 16QAM-RB Size 1, RB Offset 0



Date: 7.JUN.2014 01:01:21

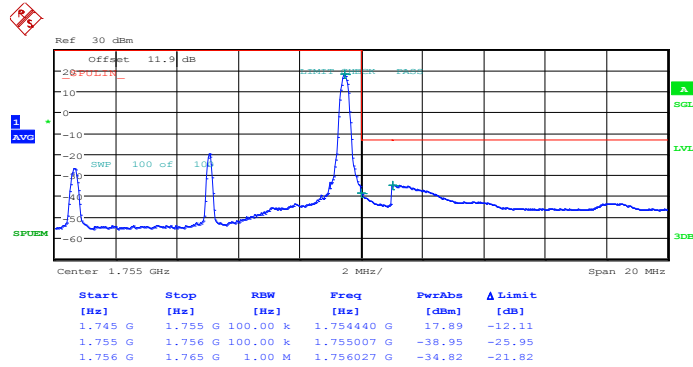
Lower Band Edge Plot for 16QAM-RB Size 50, RB Offset 0



Date: 7.JUN.2014 01:02:59

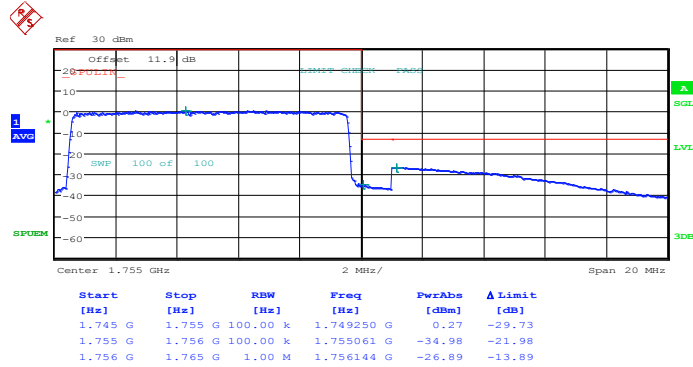


Higher Band Edge Plot for 16QAM-RB Size 1, RB Offset 49



Date: 7.JUN.2014 01:11:13

Higher Band Edge Plot for 16QAM-RB Size 50, RB Offset 0

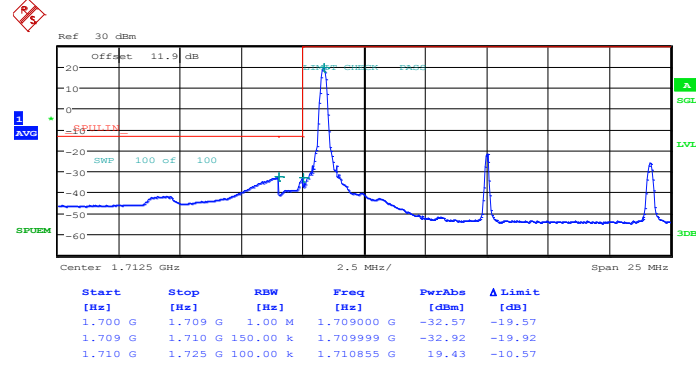


Date: 7.JUN.2014 01:12:51



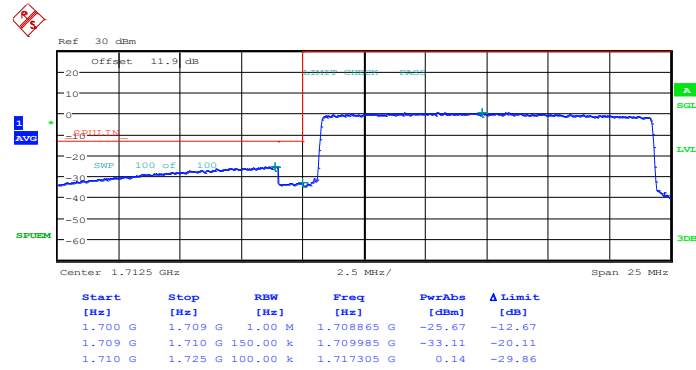
| | | | |
|---------------|------------|---------------------|--------------|
| Band : | LTE Band 4 | Band Width : | 15MHz / QPSK |
|---------------|------------|---------------------|--------------|

Lower Band Edge Plot for QPSK-RB Size 1, RB Offset 0



Date: 7.JUN.2014 01:17:02

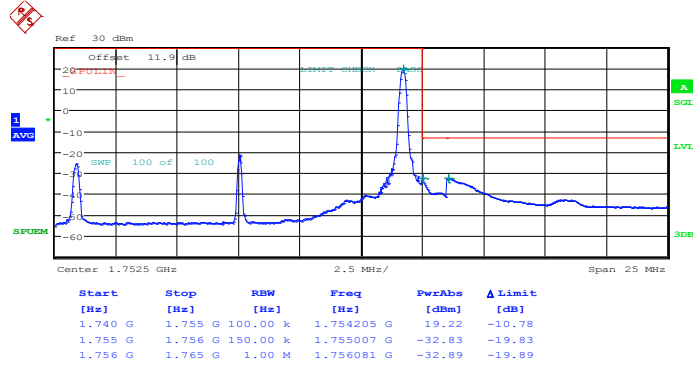
Lower Band Edge Plot for QPSK-RB Size 75, RB Offset 0



Date: 7.JUN.2014 01:18:40

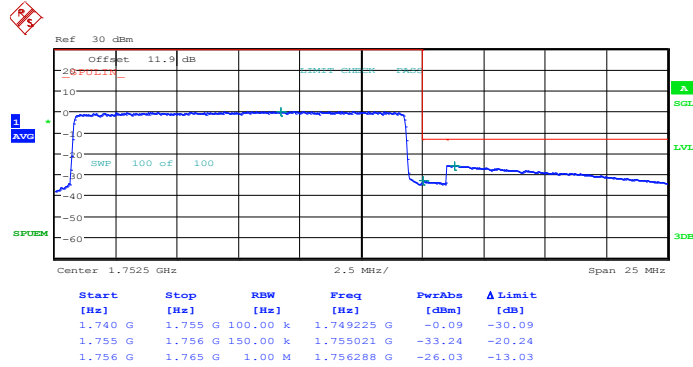


Higher Band Edge Plot for QPSK-RB Size 1, RB Offset 74



Date: 7.JUN.2014 01:26:55

Higher Band Edge Plot for QPSK-RB Size 75, RB Offset 0

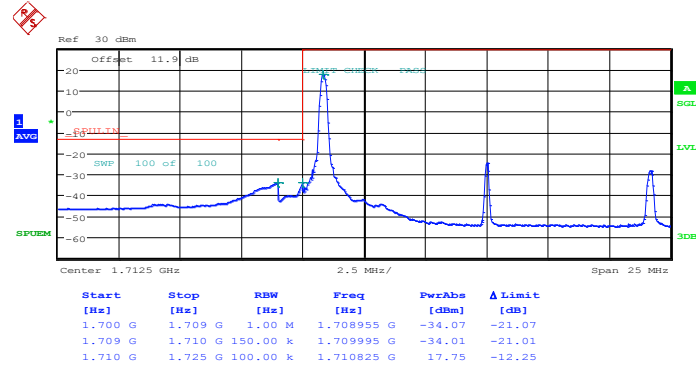


Date: 7.JUN.2014 01:28:33



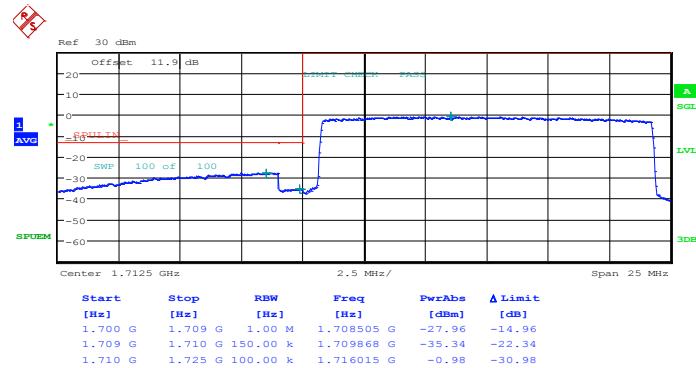
| | | | |
|---------------|------------|---------------------|---------------|
| Band : | LTE Band 4 | Band Width : | 15MHz / 16QAM |
|---------------|------------|---------------------|---------------|

Lower Band Edge Plot for 16QAM-RB Size 1, RB Offset 0



Date: 7.JUN.2014 01:17:51

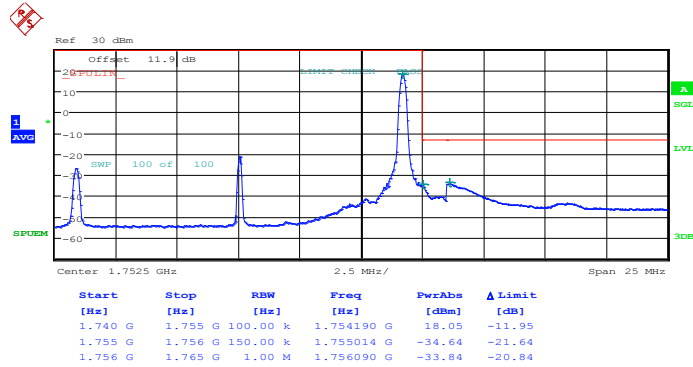
Lower Band Edge Plot for 16QAM-RB Size 75, RB Offset 0



Date: 7.JUN.2014 01:19:29

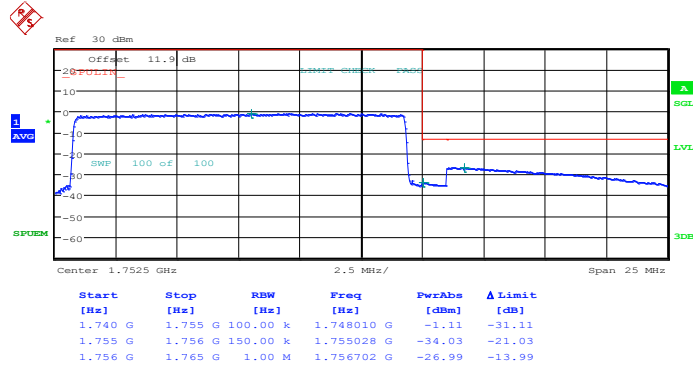


Higher Band Edge Plot for 16QAM-RB Size 1, RB Offset 74



Date: 7.JUN.2014 01:27:44

Higher Band Edge Plot for 16QAM-RB Size 75, RB Offset 0



Date: 7.JUN.2014 01:29:22