

## Appendix C. Setup Photographs

<Radiated Emission>


X Plane

Ant. 90° for CDMA BC0

LF




HF




Ant. 0° for CDMA BC1

LF



HF



—————THE END—————