


longsung Technology (Shanghai) Co.,Ltd

HSDPA Module

Main Model:U5501

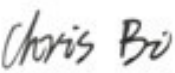


September 06, 2012

Report No.: 12050061-FCC-R2
(This report supersedes NONE)



Modifications made to the product : None

This Test Report is Issued Under the Authority of:

		
Chris Bi Compliance Engineer	Alex Liu Technical Manager	

This test report may be reproduced in full only.
Test result presented in this test report is applicable to the representative sample only.

RF Exposure Report

To: FCC 2.1091: 2012

SIEMIC, INC.
Accessing global markets



Laboratory Introduction

SIEMIC, headquartered in the heart of Silicon Valley, with superior facilities in US and Asia, is one of the leading independent testing and certification facilities providing customers with one-stop shop services for Compliance Testing and Global Certifications.



In addition to [testing](#) and [certification](#), SIEMIC provides initial design reviews and [compliance management](#) through out a project. Our extensive experience with [China](#), [Asia Pacific](#), [North America](#), [European](#), and [international](#) compliance requirements, assures the fastest, most cost effective way to attain regulatory compliance for the [global markets](#).

Accreditations for Conformity Assessment

Country/Region	Accreditation Body	Scope
USA	FCC, A2LA	EMC , RF/Wireless , Telecom
Canada	IC, A2LA, NIST	EMC, RF/Wireless , Telecom
Taiwan	BSMI , NCC , NIST	EMC, RF, Telecom , Safety
Hong Kong	OFTA , NIST	RF/Wireless ,Telecom
Australia	NATA, NIST	EMC, RF, Telecom , Safety
Korea	KCC/RRA, NIST	EMI, EMS, RF , Telecom, Safety
Japan	VCCI, JATE, TELEC, RFT	EMI, RF/Wireless, Telecom
Mexico	NOM, COFETEL, Caniety	Safety, EMC , RF/Wireless, Telecom
Europe	A2LA, NIST	EMC, RF, Telecom , Safety

Accreditations for Product Certifications

Country/Region	Accreditation Body	Scope
USA	FCC TCB, NIST	EMC , RF , Telecom
Canada	IC FCB , NIST	EMC , RF , Telecom
Singapore	iDA, NIST	EMC , RF , Telecom
EU	NB	EMC & R&TTE Directive
Japan	MIC, (RCB 208)	RF , Telecom
Hong Kong	OFTA (US002)	RF , Telecom

This page has been left blank intentionally.

CONTENTS

1. EXECUTIVE SUMMARY & EUT INFORMATION.....5

2. TECHNICAL DETAILS6

3. MAXIMUM PERMISSIBLE EXPOSURE (MPE)7

FCC §2.1091 - MAXIMUM PERMISSIBLE EXPOSURE (MPE).....7

1. EXECUTIVE SUMMARY & EUT INFORMATION

The purpose of this test programmed was to demonstrate compliance of the longsung Technology (Shanghai) Co.,Ltd HSDPA Module and model: U5501 against the current Stipulated Standards. The HSDPA Module has demonstrated compliance with the FCC 2.1091: 2012.

EUT Information

- EUT**
- Description** : HSDPA Module
- Main Model** : U5501
- Antenna Gain** : GSM850: 1.2dBi
PCS1900: 1.2dBi
- Input Power** : DC 3.3~4.2V
- Maximum Conducted Peak Power to Antenna** : GSM850: 32.65 dBm
PCS1900: 28.70 dBm
- Maximum Radiated ERP/EIRP** : GSM850: 28.39 dBm / ERP
PCS1900: 27.02 dBm / EIRP
- Classification Per Stipulated Test Standard** : FCC 2.1091: 2012

2. TECHNICAL DETAILS

Purpose	Compliance testing of HSDPA Module with stipulated standard
Applicant / Client	longsung Technology (Shanghai) Co.,Ltd Bldg.5,299 BiSheng Rd, Zhangjiang Hi-Tech Park, Pudong, Shanghai, P.R. China
Manufacturer	longsung Technology (Shanghai) Co.,Ltd Bldg. 5, Lane 299, Bisheng Rd., Zhangjiang Hi-Tech Park, Pudong District, Shanghai, P.R. China
Laboratory performing the tests	SIEMIC Nanjing (China) Laboratories NO.2-1,Longcang Dadao, Yuhua Economic Development Zone, Nanjing, China Tel:+86(25)86730128/86730129 Fax:+86(25)86730127 Email:info@siemic.com
Test report reference number	12050061-FCC-R2
Date EUT received	August 13, 2012
Standard applied	FCC 2.1091: 2012
Dates of test	August 15, 2012 to August 23, 2012
No of Units	#1
Equipment Category	PCE
Trade Name	Longsung
RF Operating Frequency (ies)	GSM850 TX : 824.2 ~ 848.8 MHz; RX : 869.2 ~ 893.8 MHz PCS1900 TX : 1850.2 ~ 1909.8 MHz; RX : 1930.2 ~ 1989.8 MHz
Number of Channels	299CH (PCS1900) and 124CH (GSM850)
Modulation	GSM / GPRS: GMSK EDGE: 8PSK
GPRS Multi-slot class	8/10/12
FCC ID	XHZU5501

3. MAXIMUM PERMISSIBLE EXPOSURE (MPE)

FCC §2.1091 - MAXIMUM PERMISSIBLE EXPOSURE (MPE)

Applicable Standard

According to §1.1307(b)(1), systems operating under the provisions of this section shall be operated in a manner that ensures that the public is not exposed to radio frequency energy level in excess of the Commission’s guidelines.

According to §1.1310 and §2.1091 RF exposure is calculated.

Limits for General Population/Uncontrolled Exposure

Limits for General Population/Uncontrolled Exposure				
Frequency Range (MHz)	Electric Field Strength (V/m)	Magnetic Field Strength (A/m)	Power Density (mW/cm ²)	Averaging Time (minutes)
0.3-1.34	614	1.63	*(100)	30
1.34-30	824/f	2.19/f	*(180/f ²)	30
30-300	27.5	0.073	0.2	30
300-1500	/	/	f/1500	30
1500-100,000	/	/	1.0	30

f = frequency in MHz

* = Plane-wave equivalent power density

Test Data

Predication of MPE limit at a given distance

$$S = \frac{PG}{4\pi R^2}$$

Where: S = power density (in appropriate units, e.g. mW/cm²)

P = power input to the antenna (in appropriate units, e.g., mW).

G = power gain of the antenna in the direction of interest relative to an isotropic radiator, the power gain factor, is normally numeric gain.

R = distance to the center of radiation of the antenna (appropriate units, e.g., cm)

GSM 850

Maximum peak output power at antenna input terminal: 32.65 (dBm)

Maximum peak output power at antenna input terminal: 1840.772 (mW)

Prediction distance: >20 (cm)

Predication frequency: 836.6 (MHz)

Antenna Gain (typical): 1.2 (dBi)

Antenna Gain (typical): 1.318 (numeric)

The worst case is power density at predication frequency at 20 cm: 0.483 (mW/cm²)
MPE limit for general population exposure at prediction frequency: 0.558 (mW/cm²)

0.483 (mW/cm²) < 0.549 (mW/cm²)

PCS 1900

Maximum peak output power at antenna input terminal: 28.7 (dBm)
Maximum peak output power at antenna input terminal: 741.310 (mW)

Prediction distance: >20 (cm)
Predication frequency: 1850 (MHz)
Antenna Gain (typical): 1.2 (dBi)
Antenna Gain (typical): 1.318 (numeric)

The worst case is power density at predication frequency at 20 cm: 0.194 (mW/cm²)
MPE limit for general population exposure at prediction frequency: 1 (mW/cm²)

0.194 (mW/cm²) < 1 (mW/cm²)

Result: Pass