



Start Guide



PBS7344

Table of Contents

Section 1: PBS KIDS Plug & Play Overview

- PBS KIDS Plug & Play Overview
- Main Menu

Section 2: Basic Set-Up

- Installation
- Wi-Fi Set-Up

Section 3: Settings

- PBS KIDS Plug & Play Settings

Section 4: Applications (Apps)

- Included Apps

Section 5: Miscellaneous

- Care
- Specifications
- Limitations of Liability
- Customer Support
- Legal Disclaimer




Section 1

PBS KIDS Plug & Play Overview

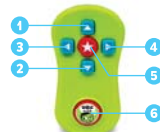
Plug & Play

1. HDMI Plug
2. Micro USB Port
3. SD Card Slot



Remote

1. Up/Forward
2. Down/Backward
3. Left
4. Right
5. Enter
6. Back



Use the "Up" and "Down" buttons to switch from the app wheel to access Wi-Fi and Settings.



Use the "Left" and "Right" buttons to cycle through the wheel.



Hit the "Enter" button to make a selection.



Press the "Back" button to return to the previous screen.

Main Menu



Wi-Fi
Indicates the strength of your Wi-Fi signal and allows you to connect to Wi-Fi networks.



Settings
Adjust date and time, set local station, create birthday messages, watch your own videos, and check for software updates.

Section 2: Basic Set-Up

Installation

1. To begin, plug the Plug & Play into the HDMI port of your television. If you need help fitting the device into the port, you can use the HDMI extender to connect your television to the Plug & Play.

2. Connect one end of the mini USB cord to the Plug & Play and the other to USB power source.

Wi-Fi Setup

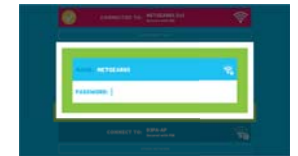


1. On the home screen, navigate to the "Wi-Fi" icon and hit the ENTER button.

2. Select a Wi-Fi network from the list. If you have a hidden or WEP network, select "Other Network."



3. Enter Wi-Fi password (if required) then hit the ENTER button.



Section 3: Settings

PBS KIDS Plug & Play Settings



Date & Time - Set the Date, Time, and Time Zone

Local Station - To access localized schedule and content, select your local PBS station (when connected to Wi-Fi)

Birthday Message - Add your child's name and birthday to set up a special birthday message.
PRIVACY NOTICE: Your birth date is only stored locally on the Plug & Play device.

My Videos - Load and watch Android OS compatible ".MP4" files using the SD card slot.

System Update - On boot up, the device will check for updates automatically. You may also go here periodically to check for updates so that you receive any new content.

Section 4: Applications

Included Apps

Ready to Play (even without Wi-Fi)

Sing-A-Long - Learn the words and sing along to songs from favorite PBS KIDS shows

Sound Box - Experiment with music and sounds with a variety of sound options and start the path of becoming a composer

Road Trip Adventure - Interactive family board game with elements of "I Spy" and charades

Rail Riders - Go on wild adventures to find objects on an exciting train ride through farms, space, and beyond

Scenes - Play around with interactive wallpapers and fun effects

Ready to Play with Wi-Fi Connected



Word of the Week - Learn new words with a vocabulary-based video updated every week



Video - Stream PBS KIDS clips and watch the live stream of the PBS KIDS 24/7 Channel

Section 5: Miscellaneous

Care

The PBS KIDS Plug & Play television stick is an electronic device and can be damaged if used improperly.

- Do not expose the PBS KIDS Plug & Play device to liquids, water, or extreme humidity.
- Do not place the PBS KIDS Plug & Play device next to a heat source such as a dryer, microwave, or oven.
- Do not use the PBS KIDS Plug & Play device in environments above 95°F or, not and below 32°F.
- The PBS KIDS Plug & Play device can be damaged by shock from dropping.
- Do not mix old and new batteries.
- Do not mix alkaline, standard (carbon-zinc), or rechargeable batteries.

Specifications

- Quad-Core ARM Cortex A7

- 1GB Memory DDR3
- Micro SD Card Slot
- HDMI 2.0 1080P Audio & Video Output
- 802.11 b/g/n WiFi
- Bluetooth 4.0
- HDMI Output
- Micro USB Port

Limitations of Liability

The Ematic User Manual may contain or reference links to third-party sites, however, please be aware that Ematic is not responsible for and cannot control these other sites. Ematic makes no representations or warranties whatsoever about any other website which you may access as a result of reading this user manual, or otherwise. When you access a website that is not owned or operated by Ematic (a "non-Ematic website"), even one that may contain an Ematic logo, please understand that it is independent from Ematic, and that Ematic has no direct control over the content on such website(s). In addition, a link to any such non-Ematic website does not mean Ematic endorses or accepts any responsibility for the content, or of any functionalities or services, of such website(s). Furthermore, Ematic makes no promise, representation or warranty that any non-Ematic website you navigate to will be free of viruses, worms, Trojan horses and other items of a destructive nature. The Ematic User Manual is for your exclusive benefit and you assume all risks, losses and/or damages of whatever nature that may result arising out of your use of the Ematic User Manual.

Customer Support

If you need help with your device, please visit Ematic.zendesk.com. To submit a customer service request, fill out the information requested on the site. You will receive a ticket number regarding your issue, which you can refer to when contacting us further.

Legal Disclaimer

PBS KIDS and the PBS KIDS Logo are registered trademarks of PBS. Used with permission. ©2016 PBS. All rights reserved. ©2016 Ematic. All Rights Reserved. The Android robot is reproduced or modified from work created and shared by Google and used according to terms described in Creative Commons 3.0 Attribution License. ©2012 Google Inc. All rights reserved. Android, Google, and Google Play are trademarks of Google Inc. ©2010 Bluetooth SIG, Inc. All rights reserved. HDMI is a trademark of HDMI Licensing, LLC and used by Ematic under a permissions process granted to Ematic (Shanghai, Ltd.) as an adapter. Wi-Fi® is a registered trademark of the Wi-Fi Alliance. This device complies with Part 15 of the FCC Rules. Operation is subject to the following two conditions: (1) this device may not cause harmful interference, and (2) this device must accept any interference received, including interference that may cause undesired operation. MicroSD card not included. Ematic is not affiliated with Microsoft, Apple, Inc., Google, Inc. (Including Android). 1 year warranty from date of purchase. 6 months only on parts and labor. **WARNING:** This product contains a chemical known to the State of California to cause cancer and reproductive toxicity, Wild Kratts® © 2015 Kratt Brothers Company Ltd. / 9 Story Media Group Inc, Wild Kratts® and Creature Powers® and associated characters, trademarks, and design elements are owned by Kratt Brothers Company Ltd. Licensed by Kratt Brothers Company Ltd. All Rights Reserved. WordGirl® and underlying materials (including artwork) TM, ® & © Scholastic Inc. Odd Squad and underlying materials (including artwork) © 2014 The Fred Rogers Company. Peg + Cat and

underlying materials (including artwork) ©2016 Feline Features, LLC. Ready Jet Go! and underlying materials (including artwork) ©2016 Jet Propulsion, LLC. Ready Jet Go! and A Kids Place Exploring Space are registered trademarks of Jet Propulsion, LLC. Sid the Science Kid © 2011 The Jim Henson Company. Characters and elements are trademarks of The Jim Henson Company. All Rights Reserved. Super Why and underlying materials (including artwork) © 2016 Out of the Blue Enterprises LLC. All Arthur characters and underlying materials (including artwork) © Marc Brown. "Arthur" and "D.W." and all of the ARTHUR characters are trademarks of Marc Brown. Nature Cat and associated characters, trademarks, and design elements are owned by Spiffy Entertainment, LLC. © 2016 Spiffy Entertainment, LLC. All rights reserved. FETCHI, the characters and related indicia are trademarks of the WGBH Educational Foundation. Dinosaur Train and associated characters, trademarks, and design elements © 2009 - 2015 The Jim Henson Company. All Rights Reserved. JIM HENSON'S mark & logo, SPLASH AND BUBBLES mark & logo, characters and elements are trademarks of The Jim Henson Company. © 2016 The Jim Henson Company. All Rights Reserved. Daniel Tiger and underlying materials (including artwork) © 2016 The Fred Rogers Company. Bob the Builder and underlying materials (including artwork) © 2016 HIT Entertainment Limited and Keith Chapman. Fizzy's Lunch Lab and underlying materials (including artwork) ©2009-2016 Lunch Lab, LLC. These and all third party trademarks are the property of their respective owners. Used with permission. Shanghai Ltd. 2231 Colby Ave, Los Angeles, CA 90064.



WWW.EMATIC.US WWW.PBSKIDS.ORG



Warning Statement

This device complies with part 15 of the FCC Rules. Operation is subject to the following two conditions: (1) This device may not cause harmful interference, and (2) this device must accept any interference received, including interference that may cause undesired operation.

Any Changes or modifications not expressly approved by the party responsible for compliance could void the user's authority to operate the equipment.

Note: This equipment has been tested and found to comply with the limits for a Class B digital device, pursuant to part 15 of the FCC Rules. These limits are designed to provide reasonable protection against harmful interference in a residential installation. This equipment generates uses and can radiate radio frequency energy and, if not installed and used in accordance with the instructions, may cause harmful interference to radio communications. However, there is no guarantee that interference will not occur in a particular installation. If this equipment does cause harmful interference to radio or television reception, which can be determined by turning the equipment off and on, the user is encouraged to try to correct the interference by one or more of the following measures:

- Reorient or relocate the receiving antenna.
- Increase the separation between the equipment and receiver.
- Connect the equipment into an outlet on a circuit different from that to which the receiver is connected.
- Consult the dealer or an experienced radio/TV technician for help.

This equipment complies with FCC radiation exposure limits set forth for an uncontrolled environment. This equipment should be installed and operated with minimum distance 20cm between the radiator & your body.