

Test Laboratory: Compliance Certification Services Inc.

D2450V2 SN-728 Body

DUT: Dipole 2450 MHz; Type: D2450V2; Serial: D2450V2 - SN:728

Communication System: CW2450; Frequency: 2450 MHz; Duty Cycle: 1:1

Medium parameters used: $f = 2450$ MHz; $\sigma = 1.98$ mho/m; $\epsilon_r = 52.6$; $\rho = 1000$ kg/m³

Phantom section: Flat Section

Air Temperature: 24.6 deg C; Liquid Temperature: 23.6 deg C

Area Scan Find Secondary Maximum Within 2dB and with a peak SAR value greater than 0.0012W/kg

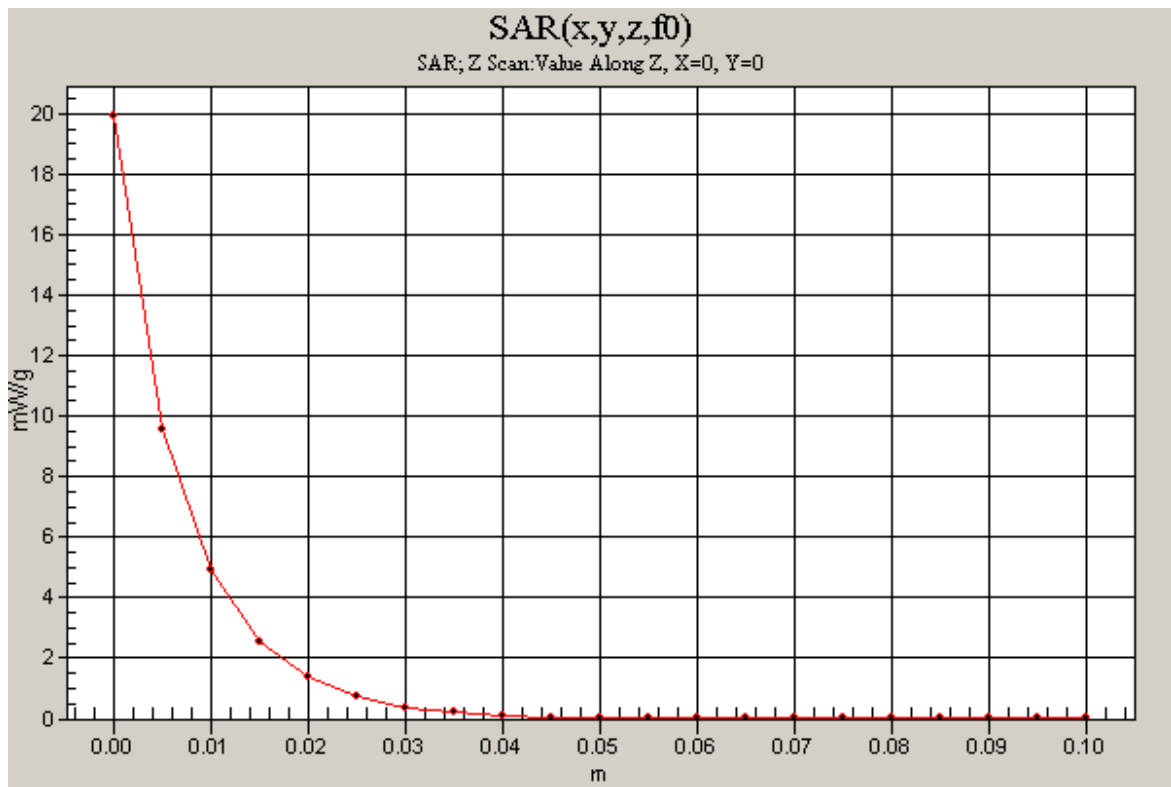
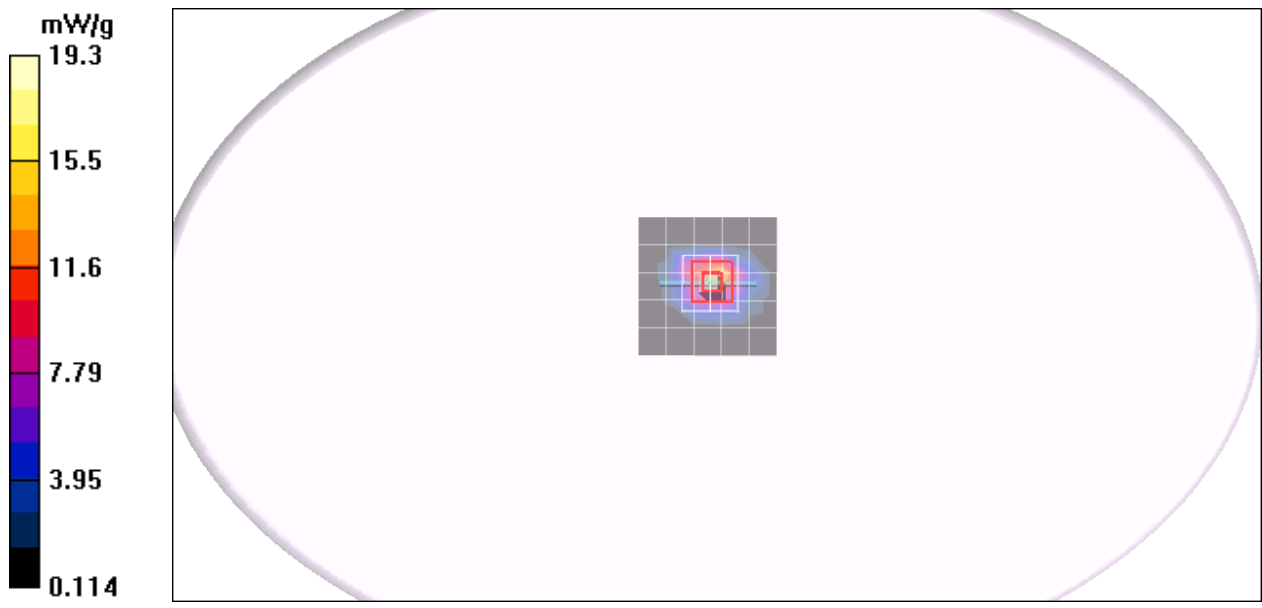
DASY4 Configuration:

- Probe: EX3DV4 - SN3554; ConvF(5.8, 5.8, 5.8);
- Sensor-Surface: 2.5mm (Mechanical Surface Detection)
- Electronics: DAE4 Sn905; Calibrated: 2010/6/22
- Phantom: Flat Phantom ELI4.0; Type: QDOVA001BA; Serial: SN: 1056
- Measurement SW: DASY4, V4.7 Build 80; Postprocessing SW: SEMCAD, V1.8 Build 186

Pin=250mW,d=10mm/Area Scan (6x6x1): Measurement grid: dx=15mm,
dy=15mm
Maximum value of SAR (measured) = 13.3 mW/g

Pin=250mW,d=10mm/Zoom Scan (7x7x7)/Cube 0: Measurement grid:
dx=5mm, dy=5mm, dz=5mm
Reference Value = 95.8 V/m; Power Drift = -0.088 dB
Peak SAR (extrapolated) = 31.2 W/kg
SAR(1 g) = 13.5 mW/g; SAR(10 g) = 6.1 mW/g
Maximum value of SAR (measured) = 15.9 mW/g

Pin=250mW,d=10mm/Z Scan (1x1x21): Measurement grid: dx=20mm,
dy=20mm, dz=5mm
Maximum value of SAR (measured) = 17.3 mW/g



Test Laboratory: Compliance Certification Services Inc.

80211b Body Up mode P223

DUT: P223; Type: P223; Serial: N/A

Communication System: IEEE 802.11b WLAN; Frequency: 2412 MHz; Duty Cycle: 1:1
Medium parameters used (interpolated): $f = 2412$ MHz; $\sigma = 1.93$ mho/m; $\epsilon_r = 52.7$; $\rho = 1000$ kg/m³
Phantom section: Flat Section
Air Temperature: 24.4 deg C; Liquid Temperature: 23.4 deg C
Area Scan Find Secondary Maximum Within 2dB and with a peak SAR value greater than 0.0012W/kg

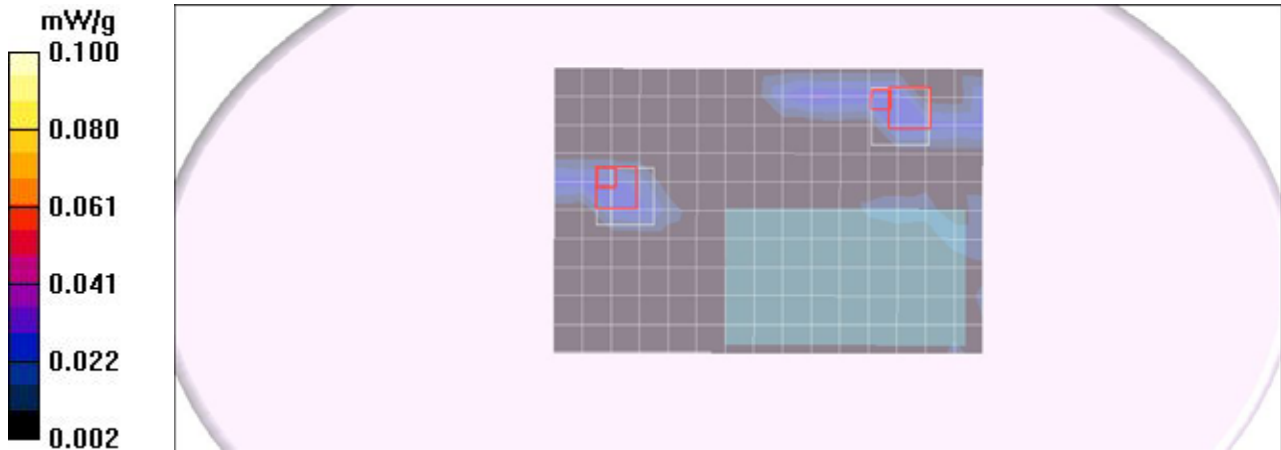
DASY4 Configuration:

- Probe: EX3DV4 - SN3554; ConvF(5.8, 5.8, 5.8);
- Sensor-Surface: 2.5mm (Mechanical Surface Detection)
- Electronics: DAE4 Sn905; Calibrated: 2010/6/22
- Phantom: ELI 4.0; Type: QDOVA001BA; Serial: 1056
- Measurement SW: DASY5, V5.0 Build 125; Postprocessing SW: SEMCAD, V1.8 Build 186

80211b Low CH 1/Area Scan (11x16x1): Measurement grid: dx=15mm, dy=15mm
Maximum value of SAR (measured) = 0.030 mW/g

80211b Low CH 1/Zoom Scan (7x7x9)/Cube 0: Measurement grid: dx=5mm, dy=5mm, dz=3mm
Reference Value = 1.12 V/m; Power Drift = -0.107 dB
Peak SAR (extrapolated) = 0.074 W/kg
SAR(1 g) = **0.023 mW/g**; SAR(10 g) = **0.00548 mW/g**
Maximum value of SAR (measured) = 0.037 mW/g

80211b Low CH 1/Zoom Scan (7x7x9)/Cube 1: Measurement grid: dx=5mm, dy=5mm, dz=3mm
Reference Value = 1.12 V/m; Power Drift = -0.107 dB
Peak SAR (extrapolated) = 0.008 W/kg
SAR(1 g) = **0.00374 mW/g**; SAR(10 g) = **0.000978 mW/g**
Maximum value of SAR (measured) = 0.008 mW/g



Test Laboratory: Compliance Certification Services Inc.

80211b Body Down Flated P223

DUT: P223; Type: P223; Serial: N/A

Communication System: IEEE 802.11b WLAN; Frequency: 2412 MHz; Duty Cycle: 1:1
Medium parameters used (interpolated): $f = 2412$ MHz; $\sigma = 1.93$ mho/m; $\epsilon_r = 52.7$; $\rho = 1000$ kg/m³
Phantom section: Flat Section
Air Temperature: 24.6 deg C; Liquid Temperature: 23.6 deg C
Area Scan Find Secondary Maximum Within 2dB and with a peak SAR value greater than 0.0012W/kg

DASY4 Configuration:

- Probe: EX3DV4 - SN3554; ConvF(5.8, 5.8, 5.8);
- Sensor-Surface: 2.5mm (Mechanical Surface Detection)
- Electronics: DAE4 Sn905; Calibrated: 2010/6/22
- Phantom: ELI 4.0; Type: QDOVA001BA; Serial: 1056
- Measurement SW: DASY5, V5.0 Build 125; Postprocessing SW: SEMCAD, V1.8 Build 186

80211b Low CH 1/Area Scan (8x12x1):

Measurement grid: dx=15mm, dy=15mm

Maximum value of SAR (measured) = 0.789 mW/g

80211b Low CH 1/Zoom Scan (7x7x9)/Cube 0:

Measurement grid: dx=5mm, dy=5mm, dz=3mm

Reference Value = 1.58 V/m; Power Drift = -0.112 dB

Peak SAR (extrapolated) = 1.87 W/kg


SAR(1 g) = 0.683 mW/g; SAR(10 g) = 0.246 mW/g

Maximum value of SAR (measured) = 0.920 mW/g

80211b Low CH 1/Z Scan (1x1x11):

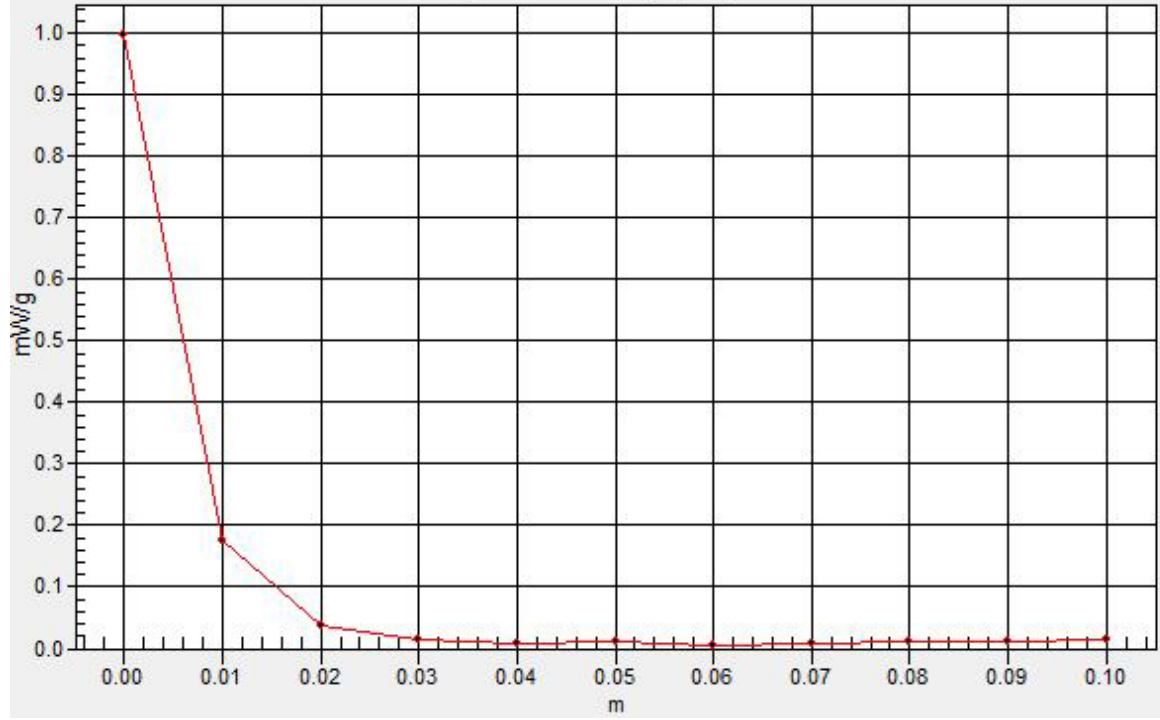
Measurement grid: dx=20mm, dy=20mm, dz=10mm

Maximum value of SAR (measured) = 0.998 mW/g



SAR(x,y,z,f0)

SAR; Z Scan: Value Along Z, X=0, Y=0



Test Laboratory: Compliance Certification Services Inc.

80211g Body Down Flated mode P223

DUT: P223; Type: P223; Serial: N/A

Communication System: IEEE 802.11g WLAN; Frequency: 2412 MHz; Duty Cycle: 1:1
Medium parameters used (interpolated): $f = 2412$ MHz; $\sigma = 1.93$ mho/m; $\epsilon_r = 52.7$; $\rho = 1000$ kg/m³
Phantom section: Flat Section
Air Temperature: 24.4 deg C; Liquid Temperature: 23.4 deg C
Area Scan Find Secondary Maximum Within 2dB and with a peak SAR value greater than 0.0012W/kg

DASY4 Configuration:


- Probe: EX3DV4 - SN3554; ConvF(5.8, 5.8, 5.8);
- Sensor-Surface: 2.5mm (Mechanical Surface Detection)
- Electronics: DAE4 Sn905; Calibrated: 2010/6/22
- Phantom: ELI 4.0; Type: QDOVA001BA; Serial: 1056
- Measurement SW: DASY5, V5.0 Build 125; Postprocessing SW: SEMCAD, V1.8 Build 186

80211g Low CH 1/Area Scan (8x12x1):

Measurement grid: dx=15mm, dy=15mm
Maximum value of SAR (measured) = 0.545 mW/g

80211g Low CH 1/Zoom Scan (7x7x9)/Cube 0:

Measurement grid: dx=5mm, dy=5mm, dz=3mm
Reference Value = 1.51 V/m; Power Drift = -0.124 dB
Peak SAR (extrapolated) = 1.27 W/kg
SAR(1 g) = 0.452 mW/g; SAR(10 g) = 0.162 mW/g
Maximum value of SAR (measured) = 0.593 mW/g



Test Laboratory: Compliance Certification Services Inc.

80211b Body Up Touched mode P223-1

DUT: P223; Type: P223; Serial: N/A

Communication System: IEEE 802.11b WLAN; Frequency: 2412 MHz; Duty Cycle: 1:1
Medium parameters used (interpolated): $f = 2412$ MHz; $\sigma = 1.93$ mho/m; $\epsilon_r = 52.7$; $\rho = 1000$ kg/m³
Phantom section: Flat Section
Air Temperature: 24.4 deg C; Liquid Temperature: 23.4 deg C
Area Scan Find Secondary Maximum Within 2dB and with a peak SAR value greater than 0.0012W/kg

DASY4 Configuration:

- Probe: EX3DV4 - SN3554; ConvF(5.8, 5.8, 5.8);
- Sensor-Surface: 2.5mm (Mechanical Surface Detection)
- Electronics: DAE4 Sn905; Calibrated: 2010/6/22
- Phantom: ELI 4.0; Type: QDOVA001BA; Serial: 1056
- Measurement SW: DASY4, V4.7 Build 80; Postprocessing SW: SEMCAD, V1.8 Build 186

80211b Low CH 1/Area Scan (9x15x1):

Measurement grid: dx=15mm, dy=15mm

Maximum value of SAR (measured) = 0.070 mW/g

80211g Low CH 1/Zoom Scan (7x7x9)/Cube 0:

Measurement grid: dx=5mm, dy=5mm, dz=3mm

Reference Value = 2.00 V/m; Power Drift = -0.072 dB

Peak SAR (extrapolated) = 0.192 W/kg

SAR(1 g) = 0.086 mW/g; SAR(10 g) = 0.031 mW/g

Maximum value of SAR (measured) = 0.094 mW/g

80211b Low CH 1/Zoom Scan (7x7x9)/Cube 1:

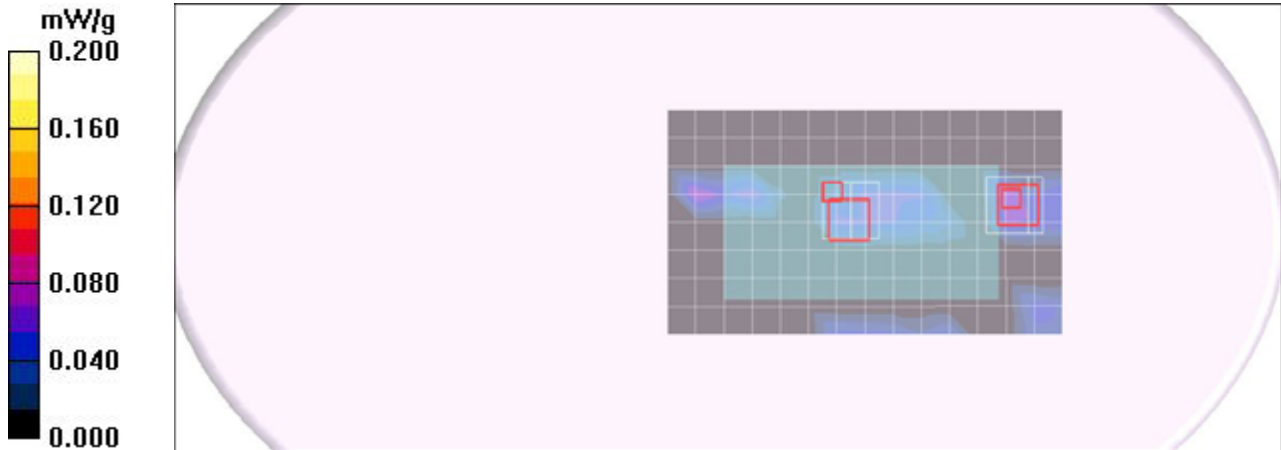
Measurement grid: dx=5mm, dy=5mm, dz=3mm

Reference Value = 2.00 V/m; Power Drift = -0.072 dB

Peak SAR (extrapolated) = 0.189 W/kg

SAR(1 g) = 0.075 mW/g; SAR(10 g) = 0.018 mW/g

Maximum value of SAR (measured) = 0.109 mW/g



Test Laboratory: Compliance Certification Services Inc.

80211b Body Down Flated P223-1

DUT: P223; Type: P223; Serial: N/A

Communication System: IEEE 802.11b WLAN; Frequency: 2412 MHz; Duty Cycle: 1:1
Medium parameters used (interpolated): $f = 2412$ MHz; $\sigma = 1.93$ mho/m; $\epsilon_r = 52.7$; $\rho = 1000$ kg/m³
Phantom section: Flat Section
Air Temperature: 24.4 deg C; Liquid Temperature: 23.4 deg C
Area Scan Find Secondary Maximum Within 2dB and with a peak SAR value greater than 0.0012W/kg

DASY4 Configuration:

- Probe: EX3DV4 - SN3554; ConvF(5.8, 5.8, 5.8);
- Sensor-Surface: 2.5mm (Mechanical Surface Detection)
- Electronics: DAE4 Sn905; Calibrated: 2010/6/22
- Phantom: ELI 4.0; Type: QDOVA001BA; Serial: 1056
- Measurement SW: DASY5, V5.0 Build 125; Postprocessing SW: SEMCAD, V1.8 Build 186

80211b Low CH 1/Area Scan (8x13x1):

Measurement grid: dx=15mm, dy=15mm

Maximum value of SAR (measured) = 0.100 mW/g

80211b Low CH 1/Zoom Scan (7x7x9)/Cube 0:

Measurement grid: dx=5mm, dy=5mm, dz=3mm

Reference Value = 5.60 V/m; Power Drift = -0.162 dB

Peak SAR (extrapolated) = 0.164 W/kg

SAR(1 g) = 0.088 mW/g; SAR(10 g) = 0.042 mW/g

Maximum value of SAR (measured) = 0.131 mW/g

80211b Low CH 1/Zoom Scan (7x7x9)/Cube 1:

Measurement grid: dx=5mm, dy=5mm, dz=3mm

Reference Value = 5.60 V/m; Power Drift = -0.162 dB

Peak SAR (extrapolated) = 0.413 W/kg

SAR(1 g) = 0.165 mW/g; SAR(10 g) = 0.064 mW/g

Maximum value of SAR (measured) = 0.207 mW/g



Test Laboratory: Compliance Certification Services Inc.

80211g Body Down Flated mode P223-1

DUT: P223; Type: P223; Serial: N/A

Communication System: IEEE 802.11g WLAN; Frequency: 2412 MHz; Duty Cycle: 1:1
Medium parameters used (interpolated): $f = 2412$ MHz; $\sigma = 1.93$ mho/m; $\epsilon_r = 52.7$; $\rho = 1000$ kg/m³
Phantom section: Flat Section
Air Temperature: 24.4 deg C; Liquid Temperature: 23.4 deg C
Area Scan Find Secondary Maximum Within 2dB and with a peak SAR value greater than 0.0012W/kg

DASY4 Configuration:

- Probe: EX3DV4 - SN3554; ConvF(5.8, 5.8, 5.8);
- Sensor-Surface: 2.5mm (Mechanical Surface Detection)
- Electronics: DAE4 Sn905; Calibrated: 2010/6/22
- Phantom: ELI 4.0; Type: QDOVA001BA; Serial: 1056
- Measurement SW: DASY5, V5.0 Build 125; Postprocessing SW: SEMCAD, V1.8 Build 186

80211g Low CH 1/Area Scan (8x13x1):

Measurement grid: dx=15mm, dy=15mm

Maximum value of SAR (measured) = 0.176 mW/g

80211g Low CH 1/Zoom Scan (7x7x9)/Cube 0:

Measurement grid: dx=5mm, dy=5mm, dz=3mm

Reference Value = 1.95 V/m; Power Drift = -0.098 dB

Peak SAR (extrapolated) = 0.395 W/kg

SAR(1 g) = **0.122 mW/g**; SAR(10 g) = **0.053 mW/g**

Maximum value of SAR (measured) = 0.156 mW/g

80211g Low CH 1/Zoom Scan (7x7x9)/Cube 1:

Measurement grid: dx=5mm, dy=5mm, dz=3mm

Reference Value = 1.95 V/m; Power Drift = -0.098 dB

Peak SAR (extrapolated) = 0.304 W/kg

SAR(1 g) = **0.046 mW/g**; SAR(10 g) = **0.028 mW/g**

Maximum value of SAR (measured) = 0.144 mW/g

