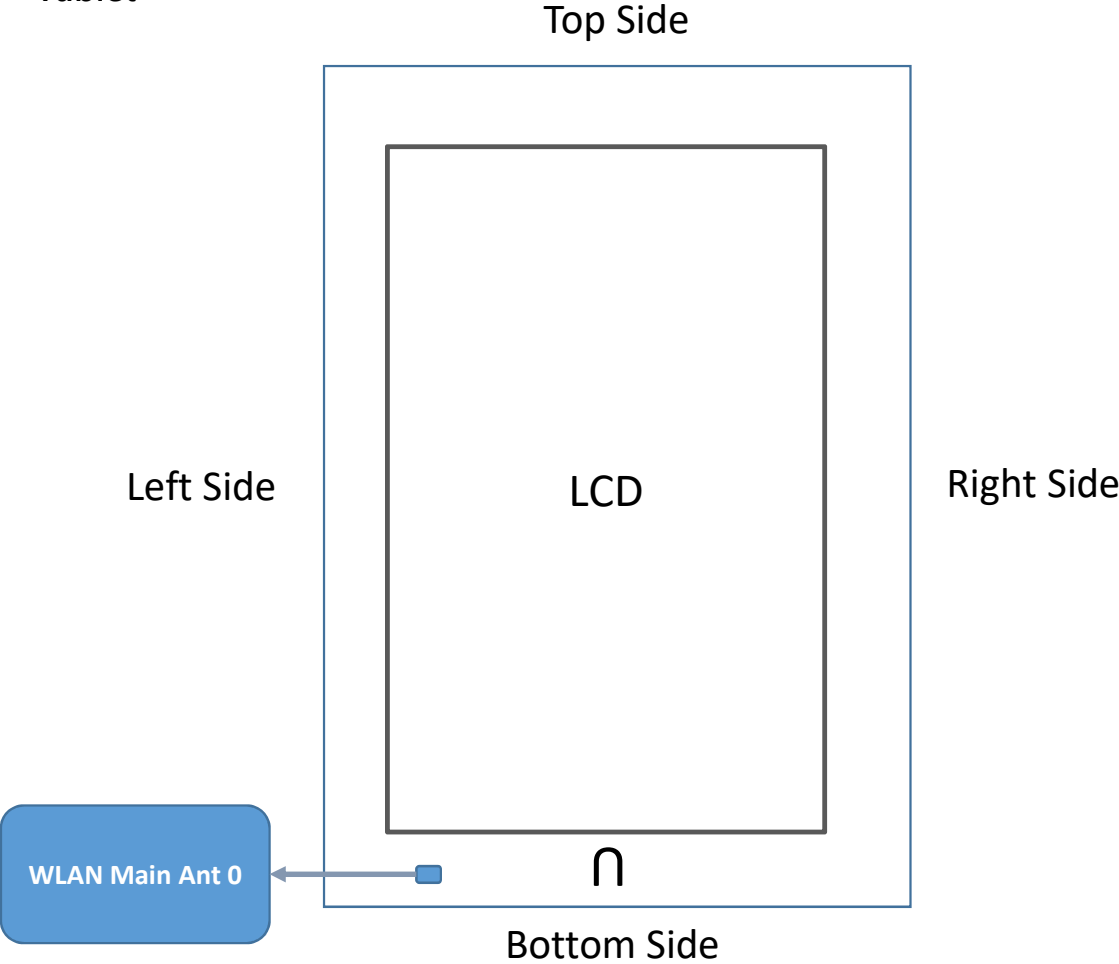


Photographs of EUT Setup and Antenna Location

The photographs of EUT and setup for SAR testing are shown as follows.

<Front Face View> Tablet




Antenna	To Top Side	To Bottom Side	To Left Side	To Right Side
	(mm)	(mm)	(mm)	(mm)
WLAN Main Ant 0	149.49	4.11	29.24	87.71

<Right Side View> Tablet




Antenna	To Front Side	To Rear Side
	(mm)	(mm)
WLAN Main Ant 0	4.75	2.82


<Photographs of Body SAR Test Setup>




Rear Face of EUT Tested at 0 mm




Left Side of EUT Tested at 0 mm



Right Side of EUT Tested at 0 mm



Top Side of EUT Tested at 0 mm



Bottom Side of EUT Tested at 0 mm