

## Appendix C. Setup Photographs


### <Radiated Emission>

X Plane for ENDC 5A\_n2A, ENDC 12A\_n25A, ENDC 2A\_n66A, ENDC 12A\_n66A

LF



HF




**Y Plane for ENDC 2A\_n71A, ENDC 66A\_n71A**

**LF**



**HF**




**Z Plane for EN DC 12A\_n2A, ENDC 2A\_n41A, ENDC 66A\_n41A**

**LF**



**HF**



—————THE END—————