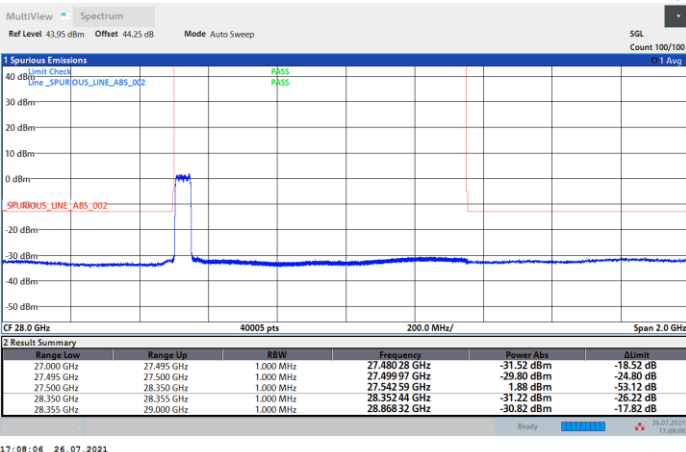




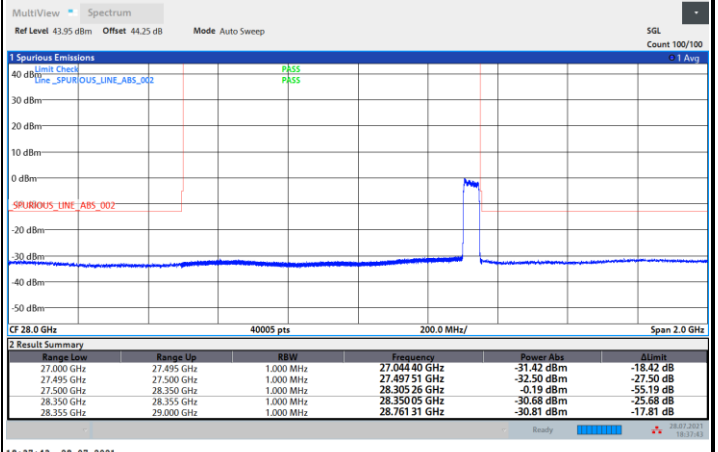
DFT-s-OFDM Module 0

NR Band n261 / 50MHz / BPSK

Lowest Band Edge / Full RB

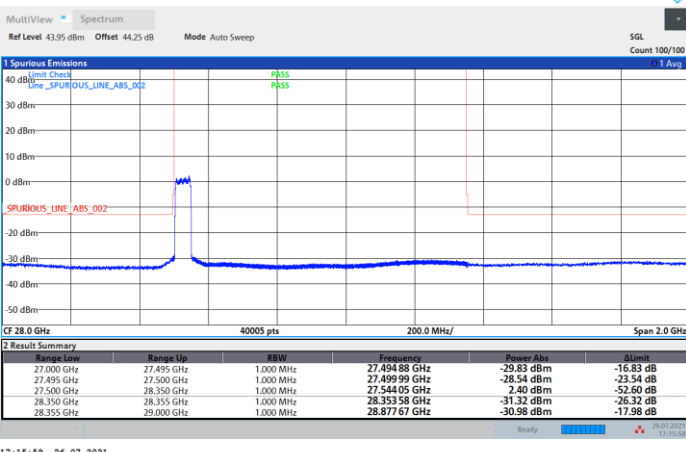


Highest Band Edge / Full RB

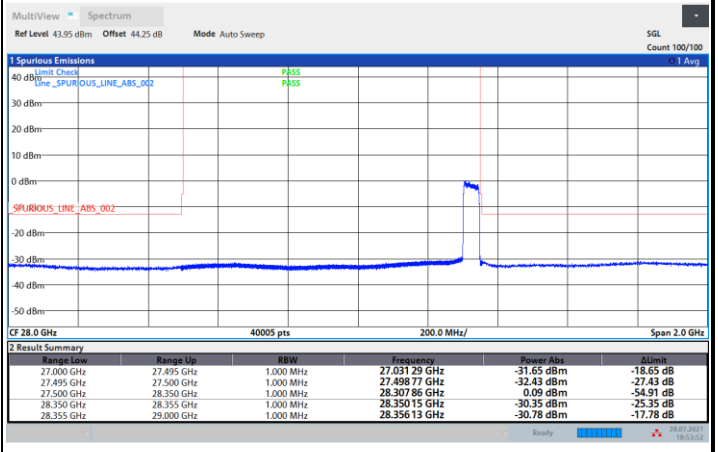


NR Band n261 / 50MHz / QPSK

Lowest Band Edge / Full RB



Highest Band Edge / Full RB



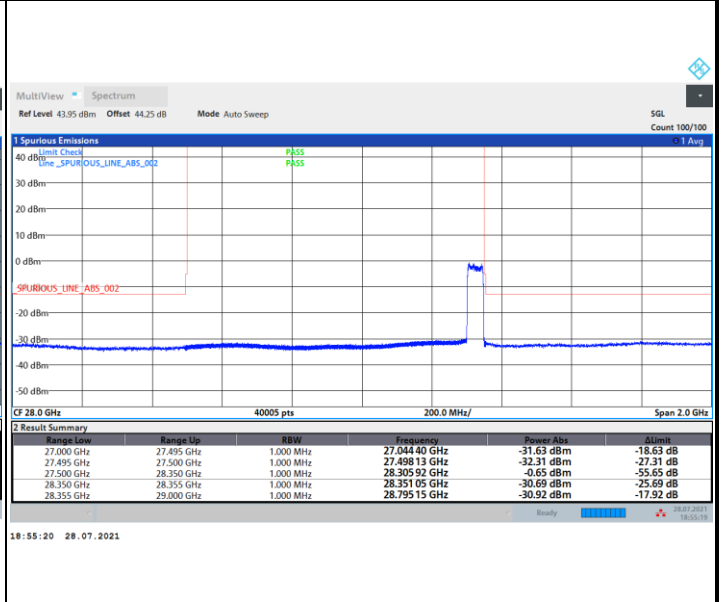
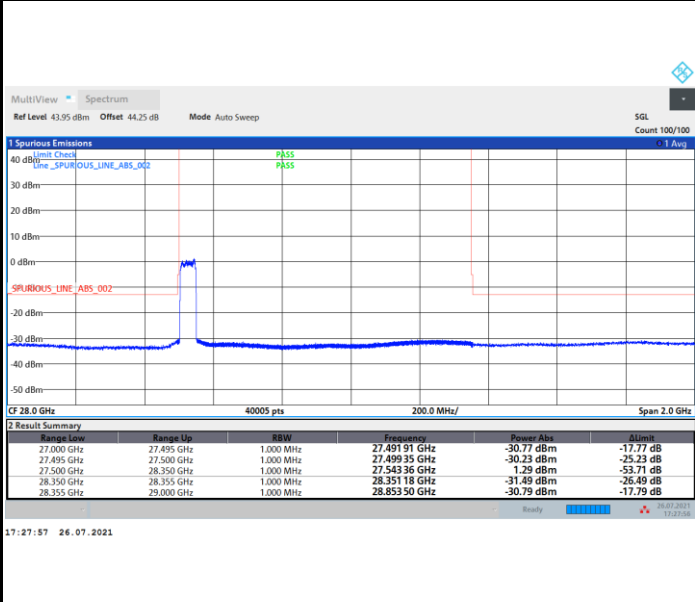


DFT-s-OFDM Module 0

NR Band n261 / 50MHz / 16QAM

Lowest Band Edge / Full RB

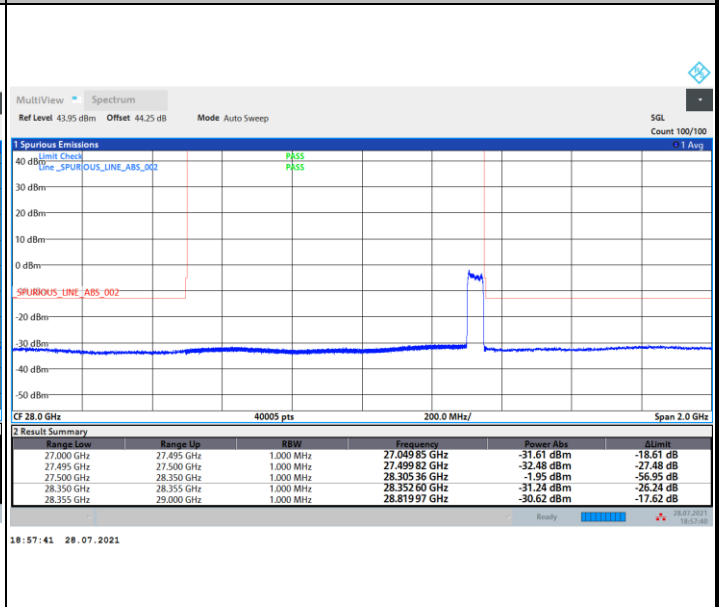
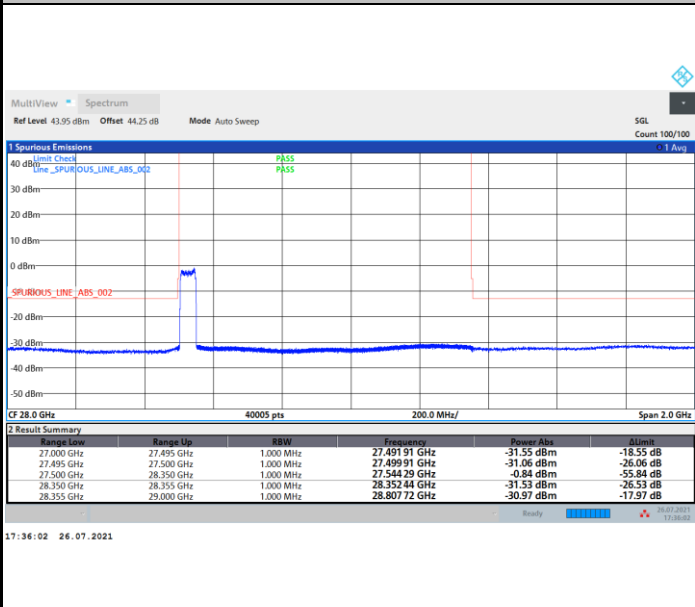
Highest Band Edge / Full RB



NR Band n261 / 50MHz / 64QAM

Lowest Band Edge / Full RB

Highest Band Edge / Full RB

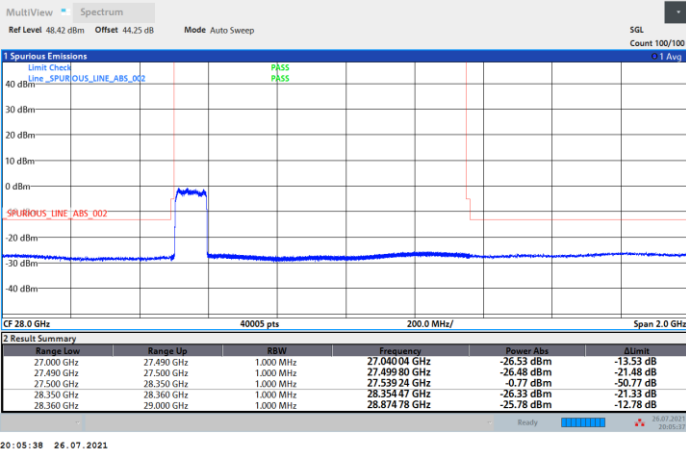




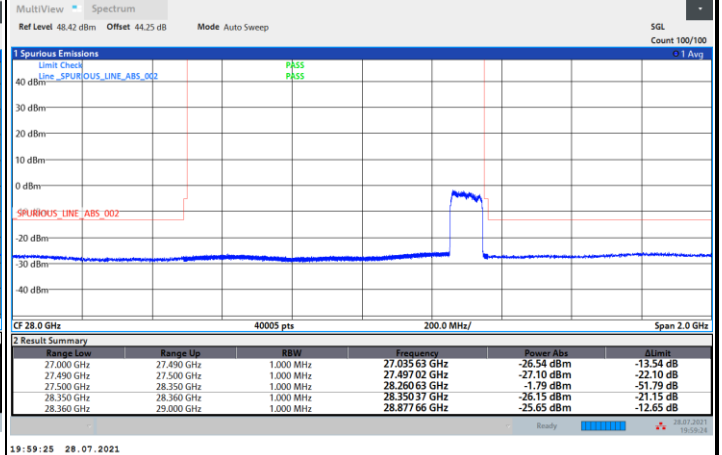
DFT-s-OFDM Module 0

NR Band n261 / 100MHz / BPSK

Lowest Band Edge / Full RB

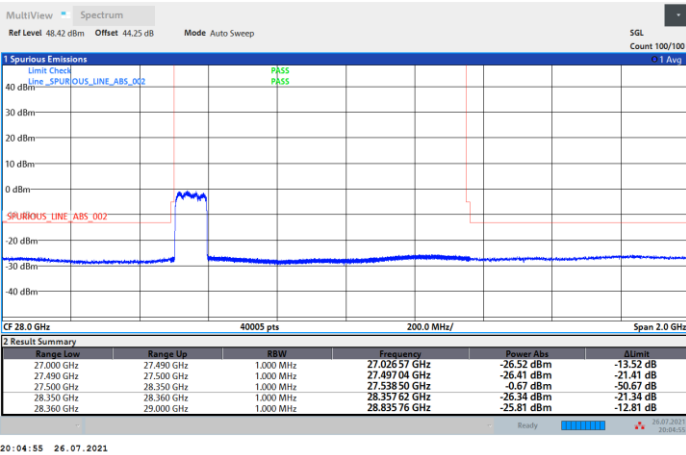


Highest Band Edge / Full RB

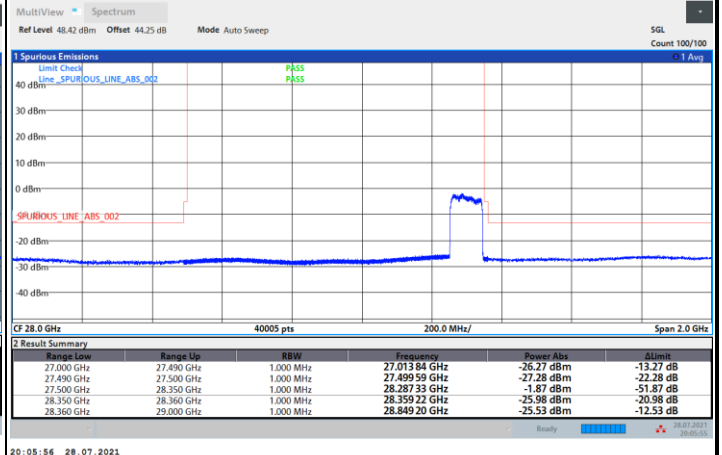


NR Band n261 / 100MHz / QPSK

Lowest Band Edge / Full RB



Highest Band Edge / Full RB

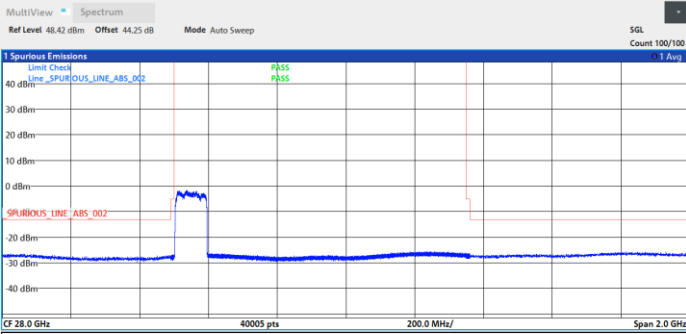




DFT-s-OFDM Module 0

NR Band n261 / 100MHz / 16QAM

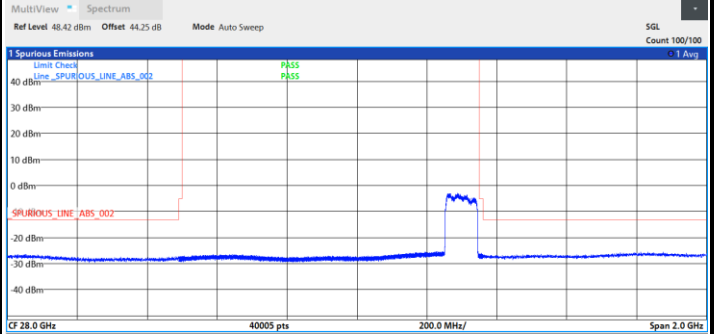
Lowest Band Edge / Full RB



Range Low	Range Up	RBW	Frequency	Power Abs	Limit
27.000 GHz	27.490 GHz	1.000 MHz	27.02461 GHz	-26.50 dBm	-13.50 dB
27.490 GHz	27.500 GHz	1.000 MHz	27.49607 GHz	-26.89 dBm	-21.89 dB
27.500 GHz	28.350 GHz	1.000 MHz	27.53518 GHz	-1.61 dBm	-51.61 dB
28.350 GHz	28.360 GHz	1.000 MHz	28.35805 GHz	-26.25 dBm	-21.25 dB
28.360 GHz	29.000 GHz	1.000 MHz	28.81561 GHz	-25.81 dBm	-12.81 dB

20:06:36 26.07.2021

Highest Band Edge / Full RB

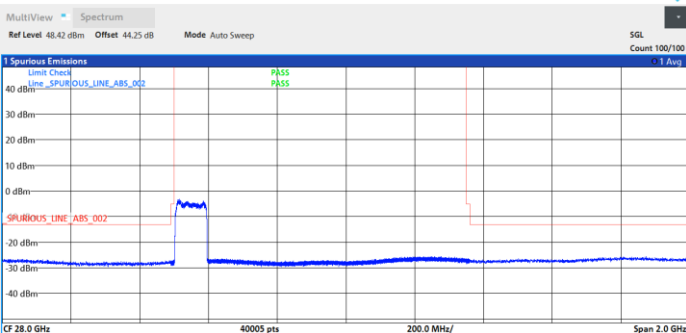


Range Low	Range Up	RBW	Frequency	Power Abs	Limit
27.000 GHz	27.490 GHz	1.000 MHz	27.05155 GHz	-26.48 dBm	-13.48 dB
27.490 GHz	27.500 GHz	1.000 MHz	27.49865 GHz	-27.26 dBm	-22.26 dB
27.500 GHz	28.350 GHz	1.000 MHz	28.28698 GHz	-2.91 dBm	-52.91 dB
28.350 GHz	28.360 GHz	1.000 MHz	28.35607 GHz	-26.07 dBm	-21.07 dB
28.360 GHz	29.000 GHz	1.000 MHz	28.87638 GHz	-25.49 dBm	-12.49 dB

20:06:54 28.07.2021

NR Band n261 / 100MHz / 64QAM

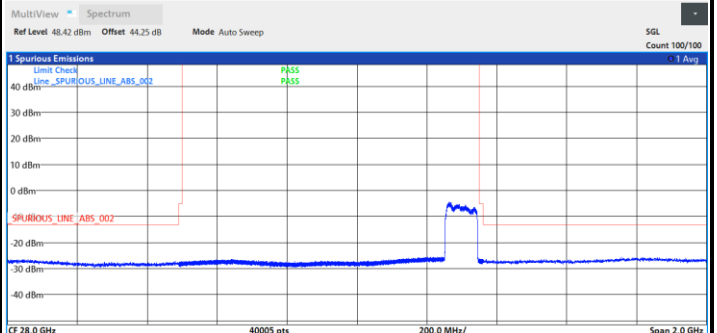
Lowest Band Edge / Full RB



Range Low	Range Up	RBW	Frequency	Power Abs	Limit
27.000 GHz	27.490 GHz	1.000 MHz	27.01800 GHz	-26.54 dBm	-13.54 dB
27.490 GHz	27.500 GHz	1.000 MHz	27.49897 GHz	-26.93 dBm	-21.93 dB
27.500 GHz	28.350 GHz	1.000 MHz	27.51531 GHz	-3.25 dBm	-53.25 dB
28.350 GHz	28.360 GHz	1.000 MHz	28.35002 GHz	-26.38 dBm	-21.38 dB
28.360 GHz	29.000 GHz	1.000 MHz	28.87414 GHz	-25.67 dBm	-12.67 dB

20:07:35 26.07.2021

Highest Band Edge / Full RB



Range Low	Range Up	RBW	Frequency	Power Abs	Limit
27.000 GHz	27.490 GHz	1.000 MHz	27.04567 GHz	-26.41 dBm	-13.41 dB
27.490 GHz	27.500 GHz	1.000 MHz	27.49987 GHz	-27.18 dBm	-22.18 dB
27.500 GHz	28.350 GHz	1.000 MHz	28.26422 GHz	-4.41 dBm	-54.41 dB
28.350 GHz	28.360 GHz	1.000 MHz	28.35963 GHz	-26.33 dBm	-21.33 dB
28.360 GHz	29.000 GHz	1.000 MHz	28.75708 GHz	-25.63 dBm	-12.63 dB

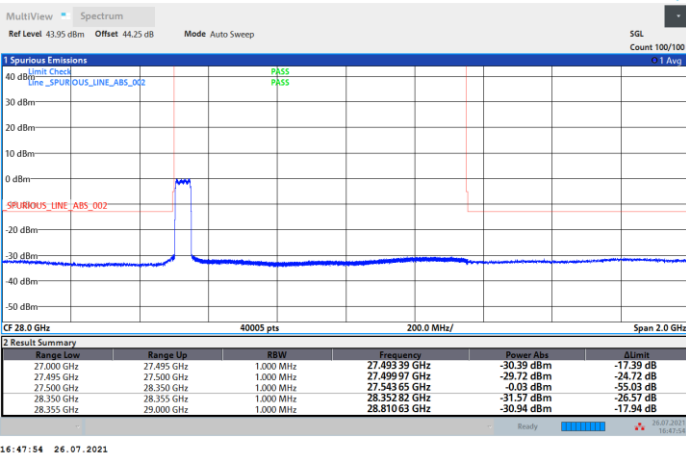
20:07:45 28.07.2021



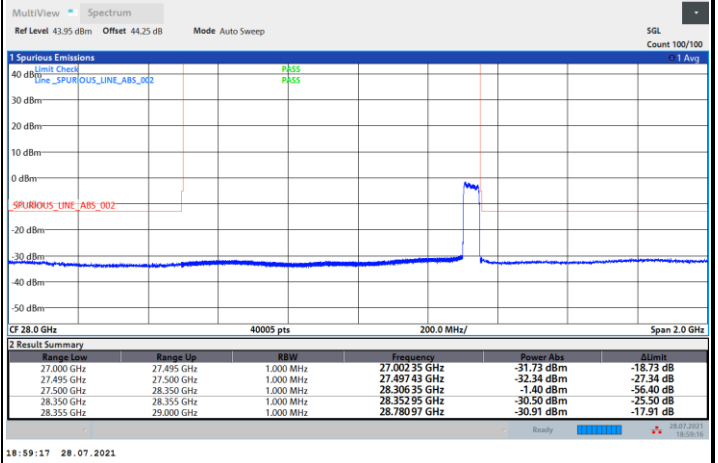
CP-OFDM Module 0

NR Band n261 / 50MHz / QPSK

Lowest Band Edge / Full RB

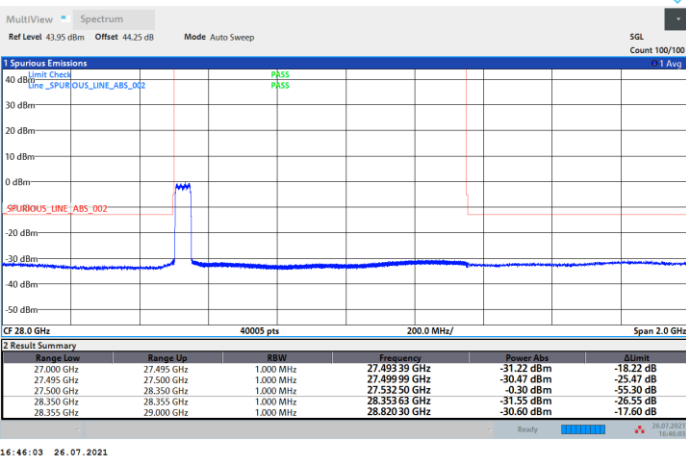


Highest Band Edge / Full RB

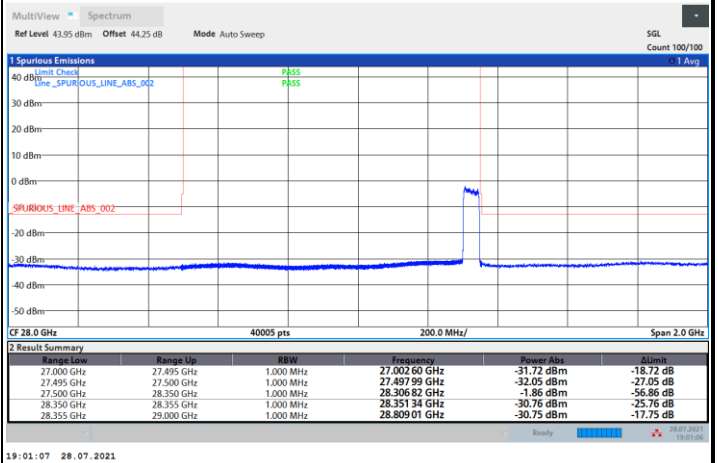


NR Band n261 / 50MHz / 16QAM

Lowest Band Edge / Full RB



Highest Band Edge / Full RB



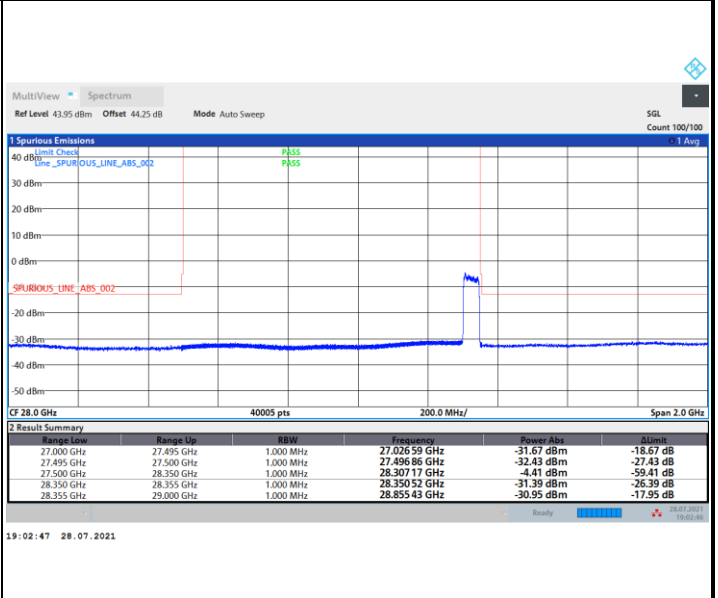
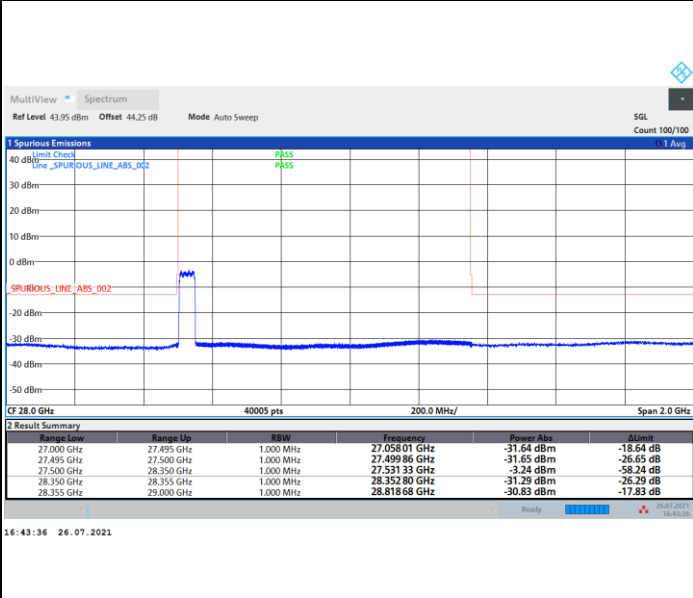


CP-OFDM Module 0

NR Band n261 / 50MHz / 64QAM

Lowest Band Edge / Full RB

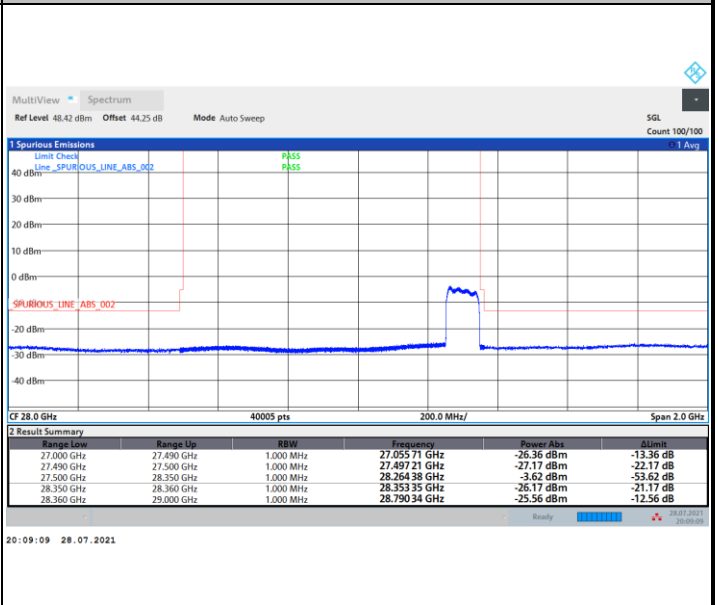
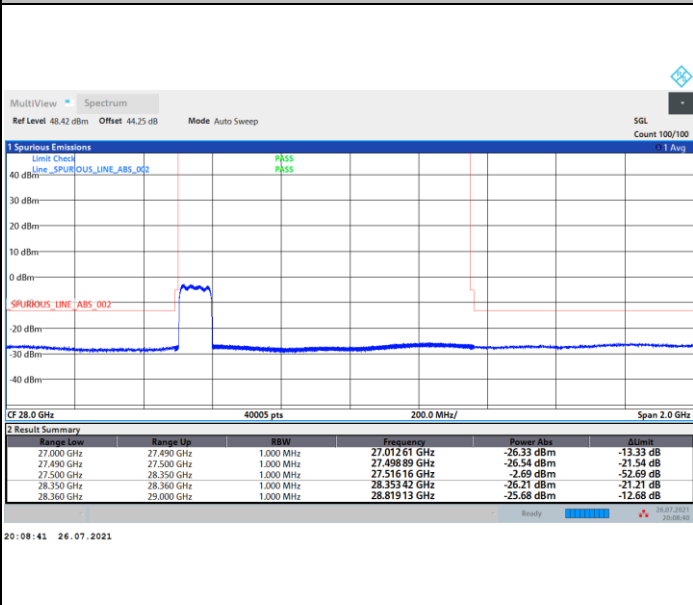
Highest Band Edge / Full RB



NR Band n261 / 100MHz / QPSK

Lowest Band Edge / Full RB

Highest Band Edge / Full RB



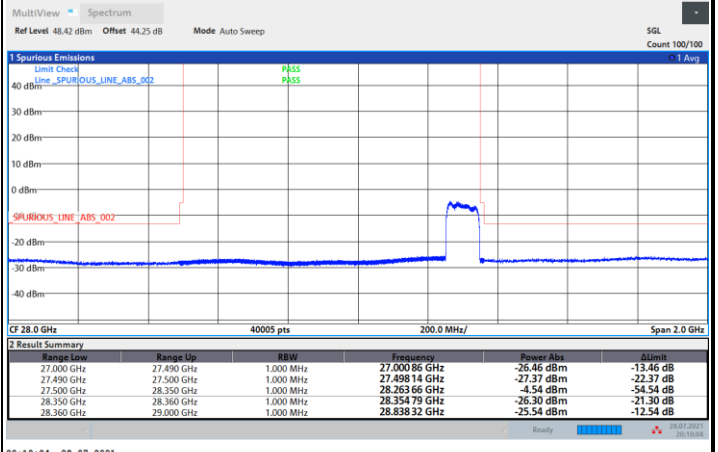
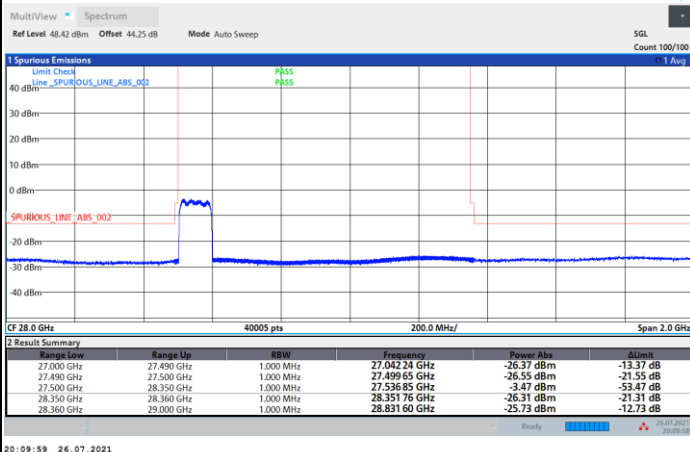


CP-OFDM Module 0

NR Band n261 / 100MHz / 16QAM

Lowest Band Edge / Full RB

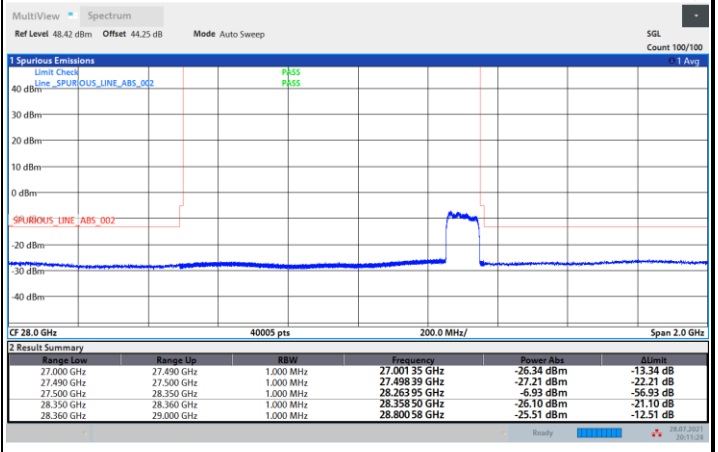
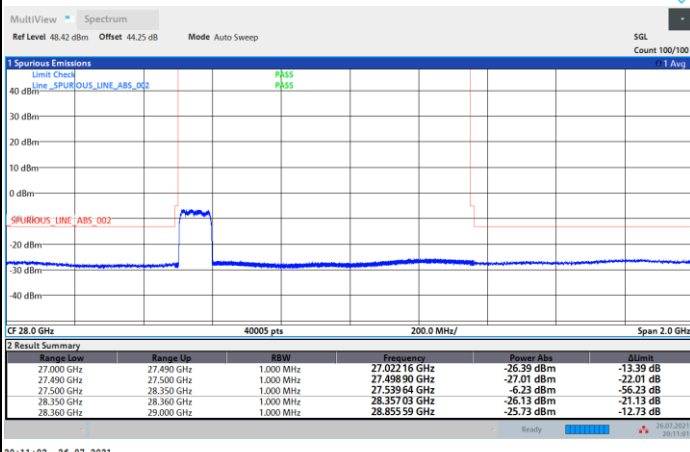
Highest Band Edge / Full RB



NR Band n261 / 100MHz / 64QAM

Lowest Band Edge / Full RB

Highest Band Edge / Full RB



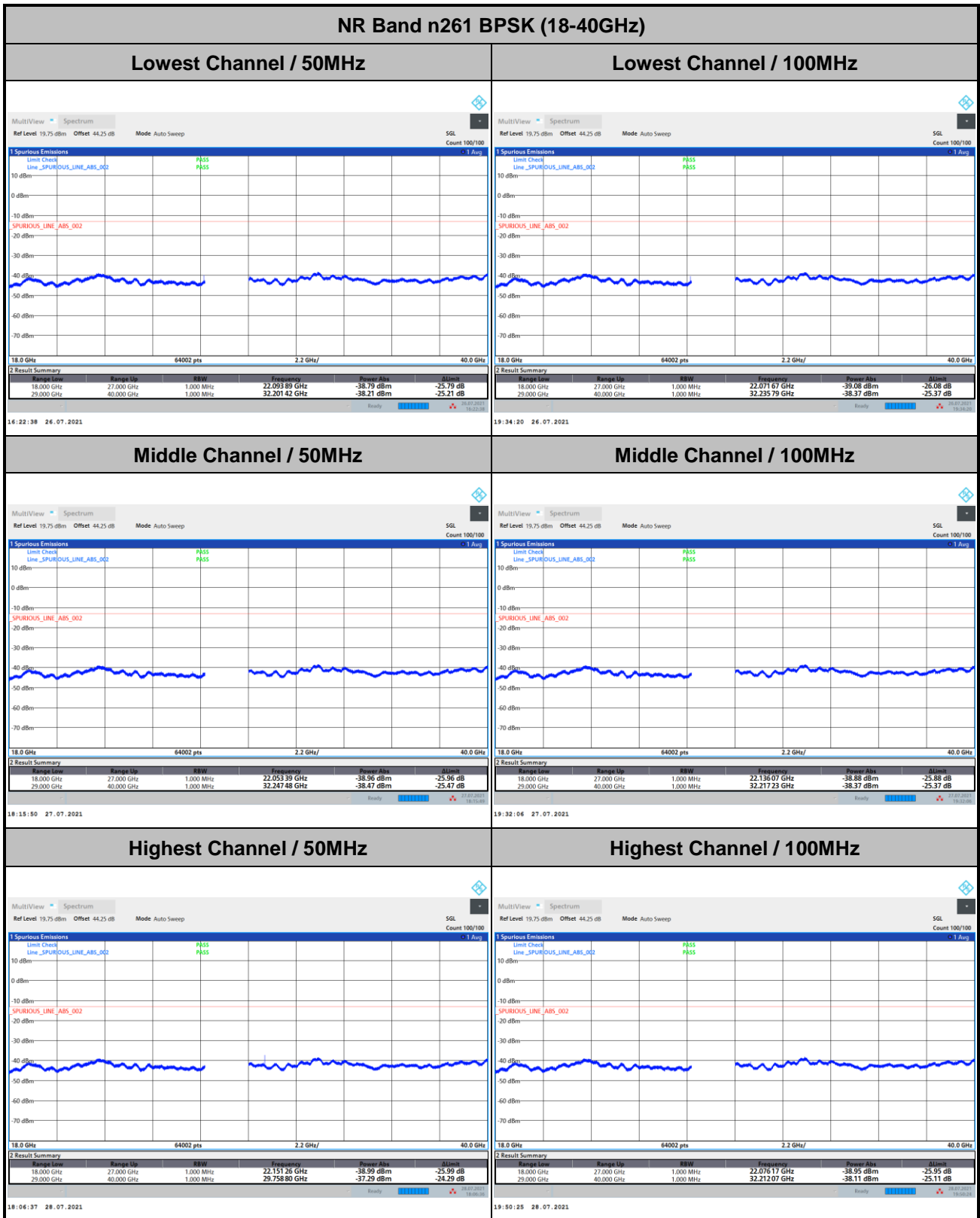


Spurious Emission



Spurious emission between 18GHz to 40GHz worst case plot is reported as following.

DFT-s-OFDM Module 0



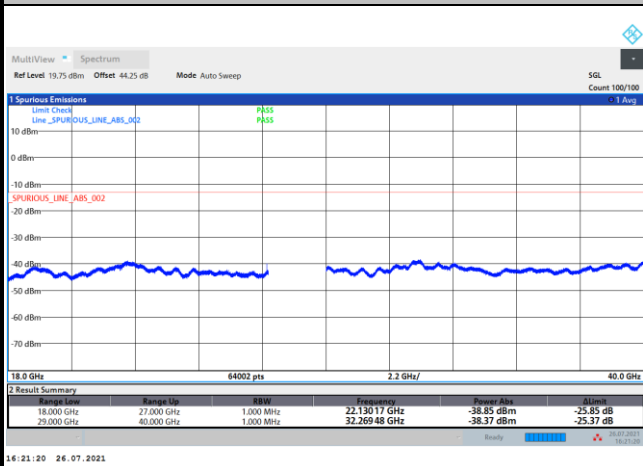
Remark: In band and out of band frequencies that has reported in previous results are omitted.



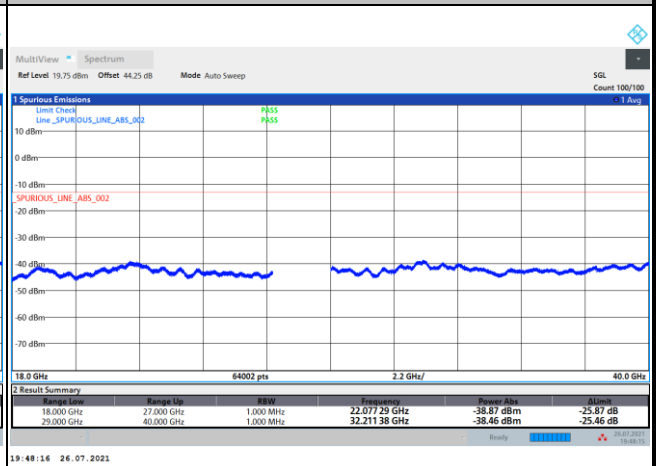
DFT-s-OFDM Module 0

NR Band n261 QPSK (18-40GHz)

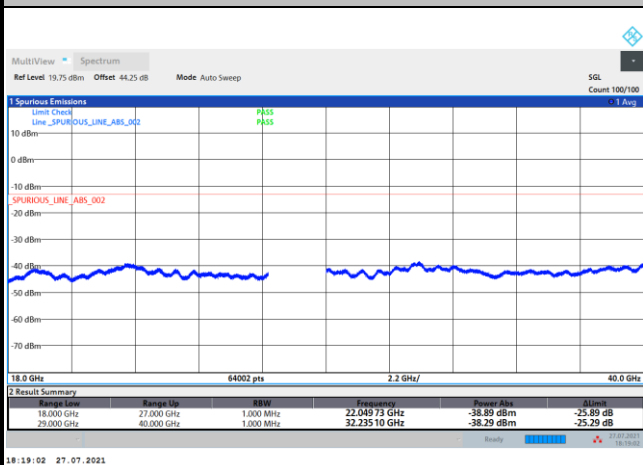
Lowest Channel / 50MHz



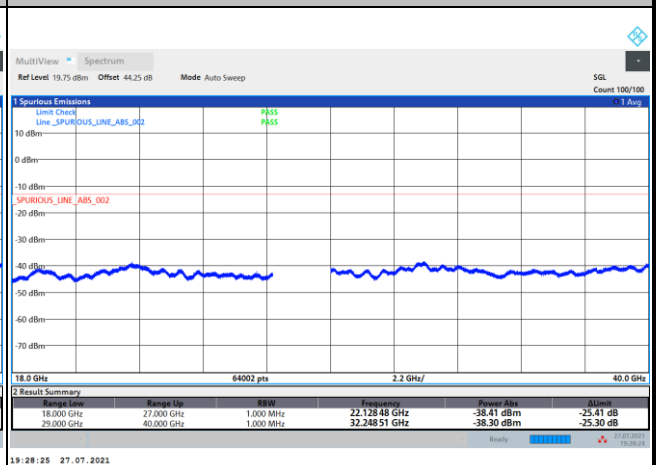
Lowest Channel / 100MHz



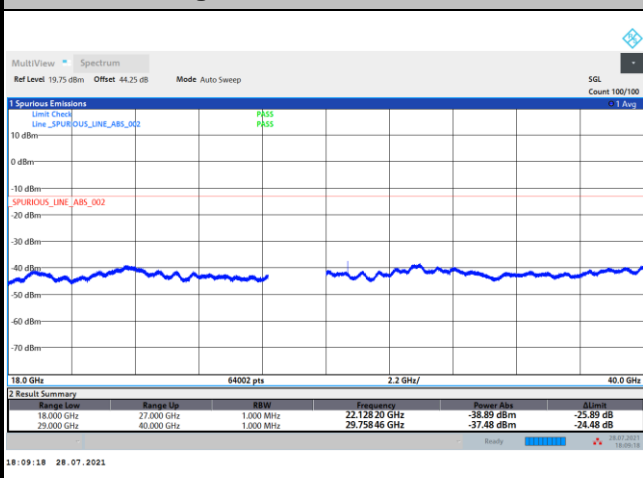
Middle Channel / 50MHz



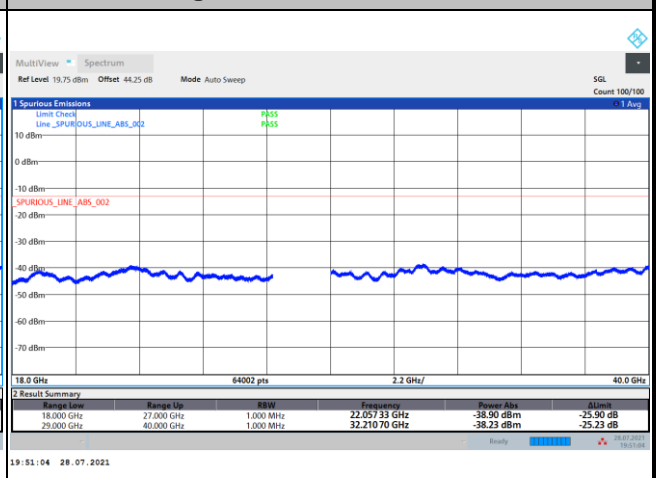
Middle Channel / 100MHz



Highest Channel / 50MHz



Highest Channel / 100MHz



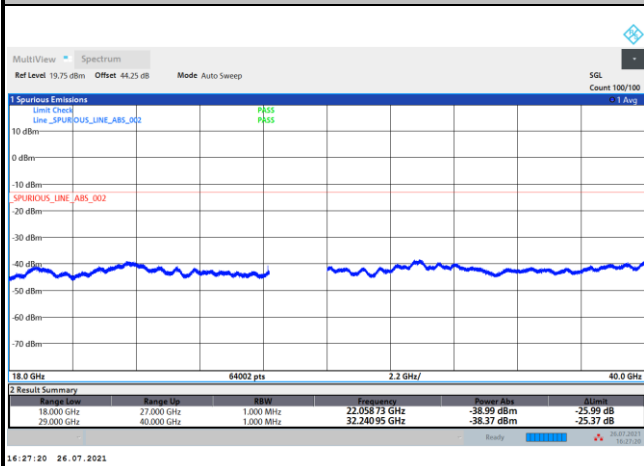
Remark: In band and out of band frequencies that has reported in previous results are omitted.



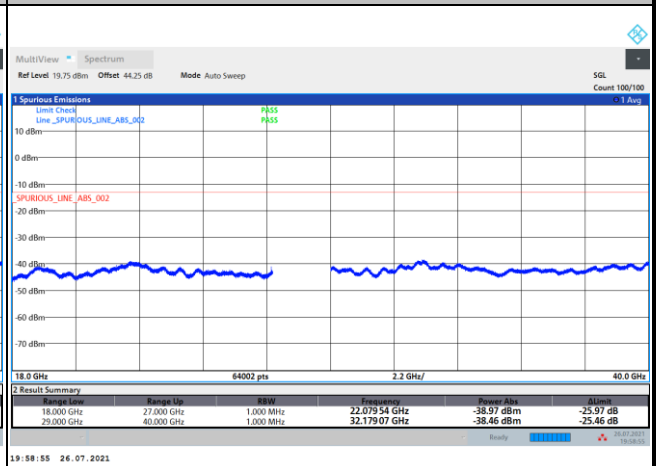
CP-OFDM Module 0

NR Band n261 QPSK (18-40GHz)

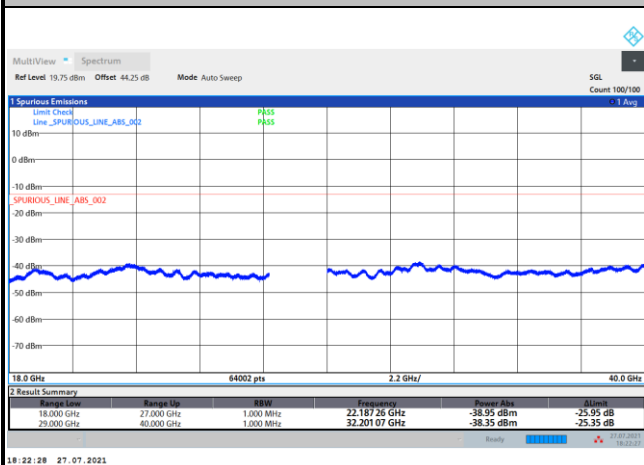
Lowest Channel / 50MHz



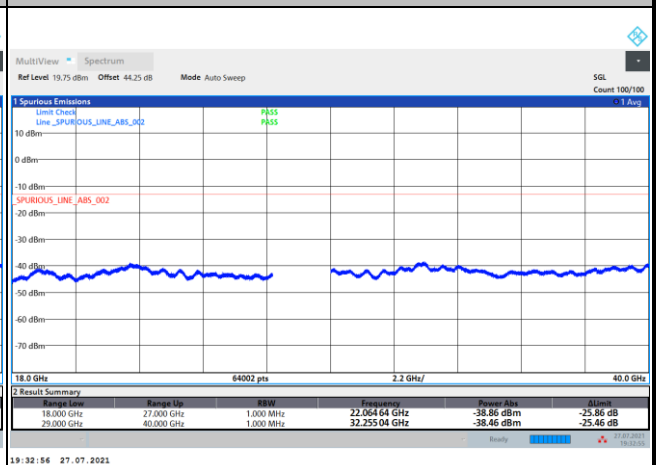
Lowest Channel / 100MHz



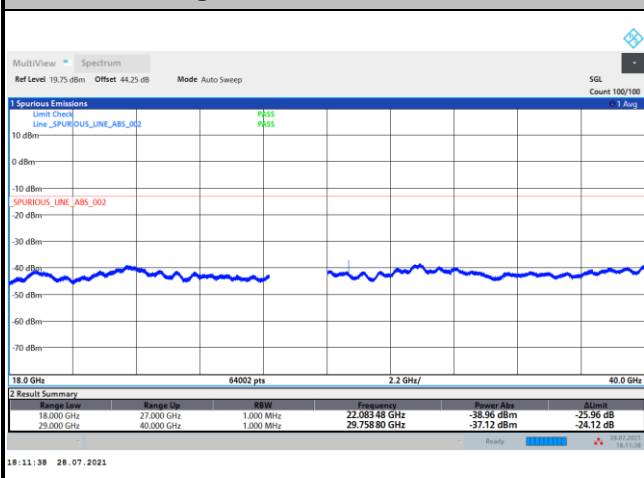
Middle Channel / 50MHz



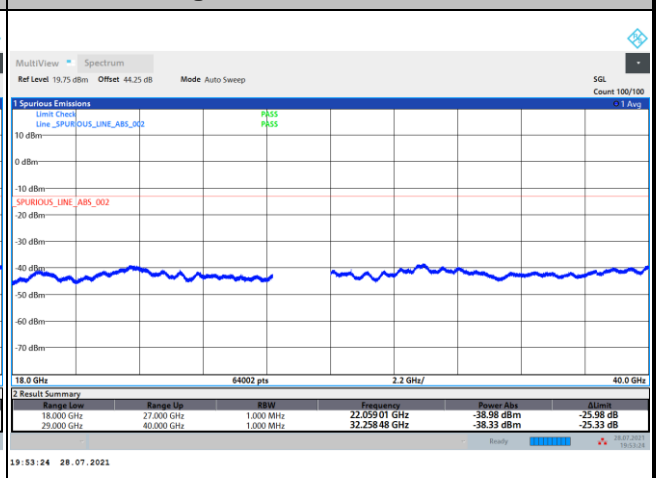
Middle Channel / 100MHz



Highest Channel / 50MHz



Highest Channel / 100MHz



Remark: In band and out of band frequencies that has reported in previous results are omitted.



NR Band n261 Module 0 Beam AG1

Occupied Bandwidth

Mode	DFT-s-OFDM Module 0 NR Band n261 : 99%OBW(MHz)							
	50MHz				100MHz			
Mod.	BPSK	QPSK	16QAM	64QAM	BPSK	QPSK	16QAM	64QAM
Lowest CH	45.36	45.17	45.05	45.20	90.40	90.23	90.46	90.61
Middle CH	45.26	45.28	45.22	45.16	90.45	90.40	90.45	90.27
Highest CH	45.35	45.40	45.25	45.19	90.57	90.66	90.30	90.65

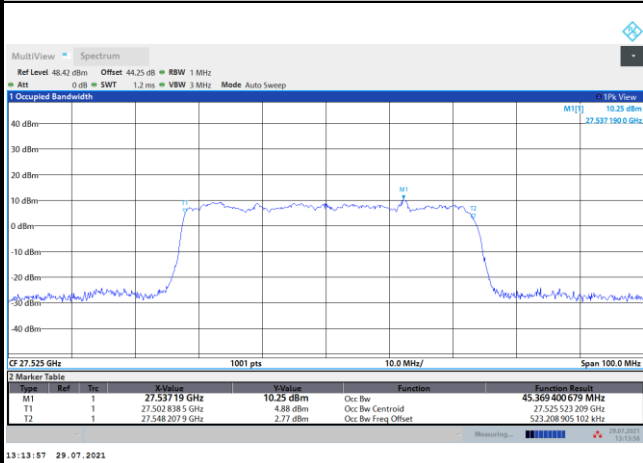
Mode	CP-OFDM Module 0 NR Band n261 : 99%OBW(MHz)					
	50MHz			100MHz		
Mod.	QPSK	16QAM	64QAM	QPSK	16QAM	64QAM
Lowest CH	45.25	45.21	45.22	92.45	92.98	92.76
Middle CH	45.25	45.22	45.41	92.58	93.00	92.90
Highest CH	45.21	45.29	45.27	92.76	92.85	92.8



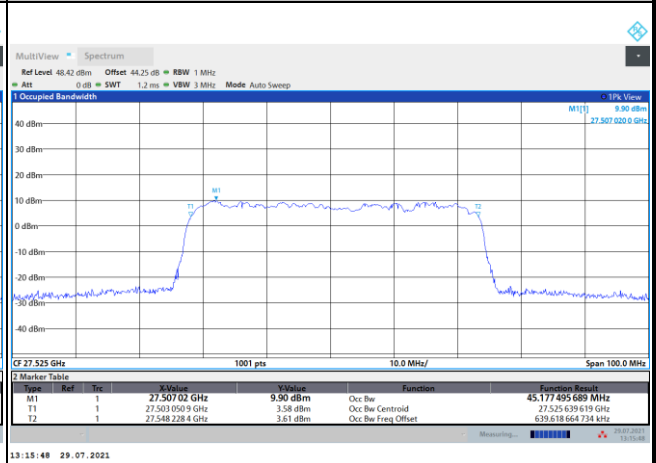
DFT-s-OFDM Module 0

NR Band n261

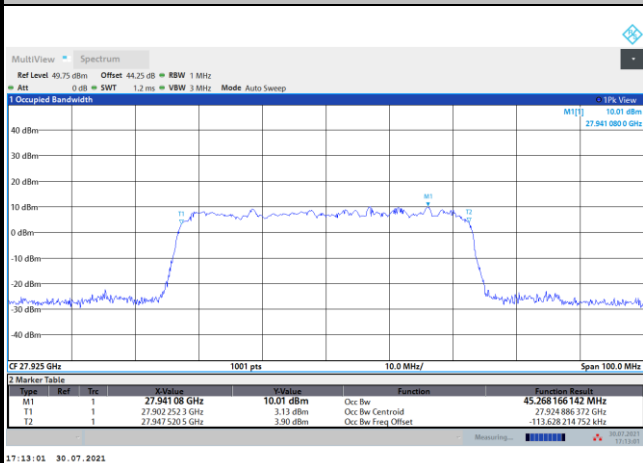
Lowest Channel / 50MHz / BPSK



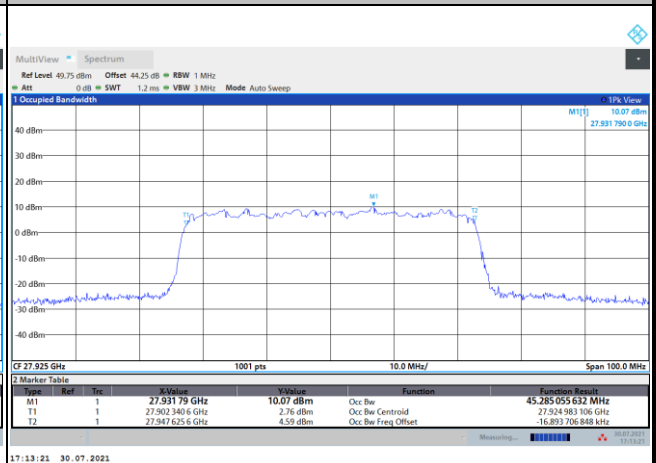
Lowest Channel / 50MHz / QPSK



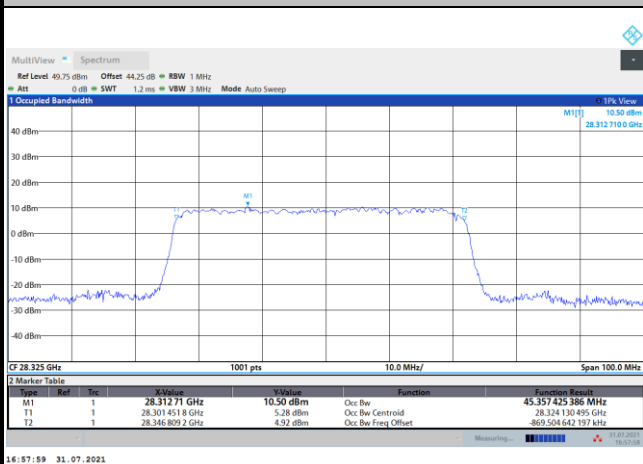
Middle Channel / 50MHz / BPSK



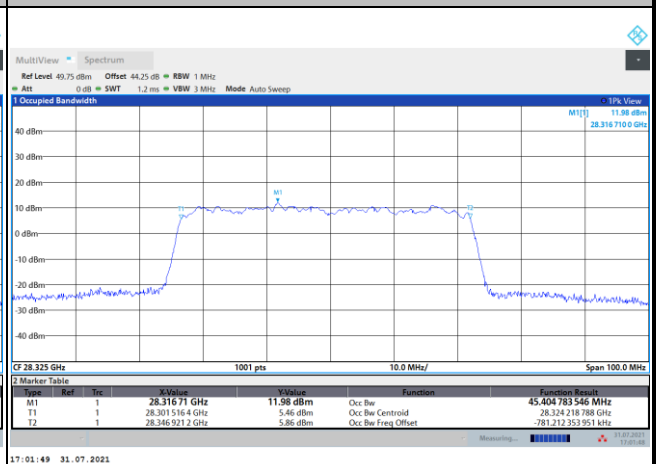
Middle Channel / 50MHz / QPSK



Highest Channel / 50MHz / BPSK



Highest Channel / 50MHz / QPSK

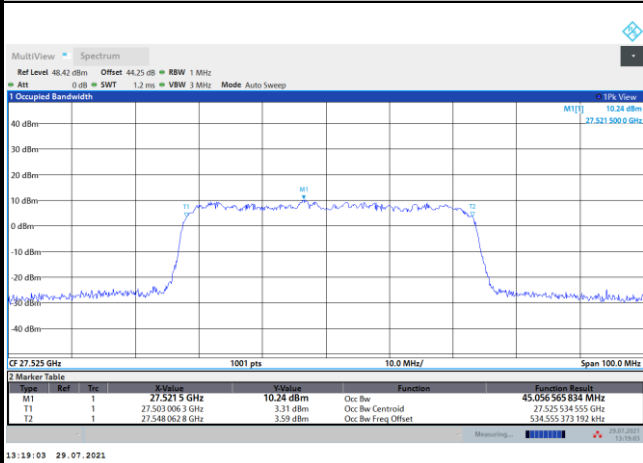




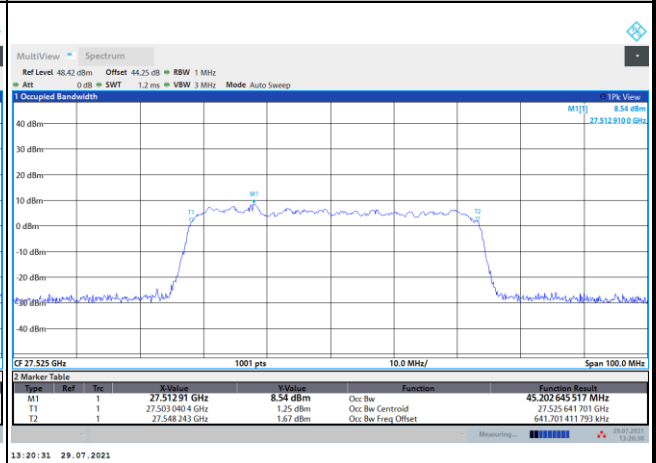
DFT-s-OFDM Module 0

NR Band n261

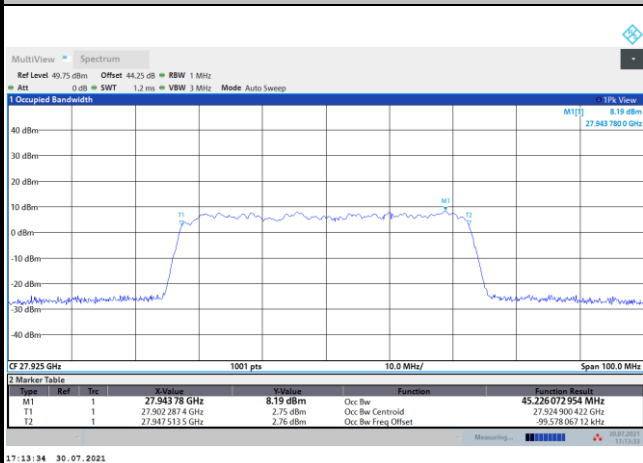
Lowest Channel / 50MHz / 16QAM



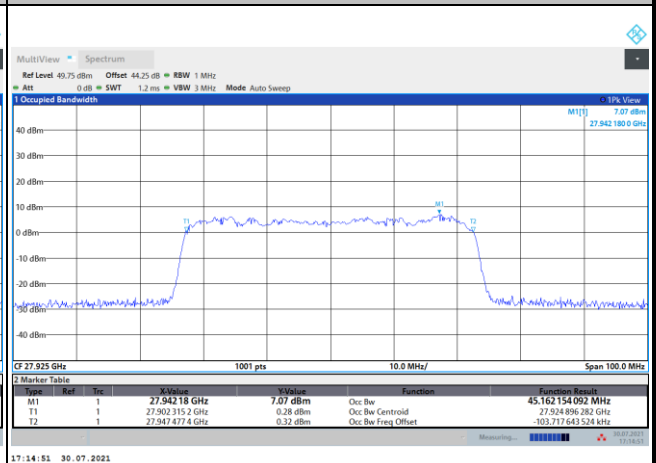
Lowest Channel / 50MHz / 64QAM



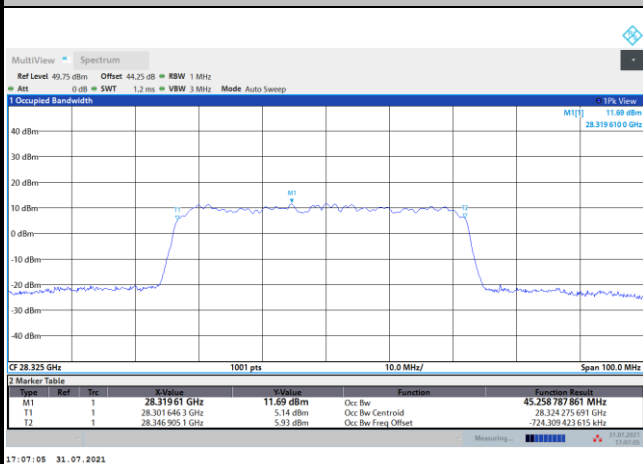
Middle Channel / 50MHz / 16QAM



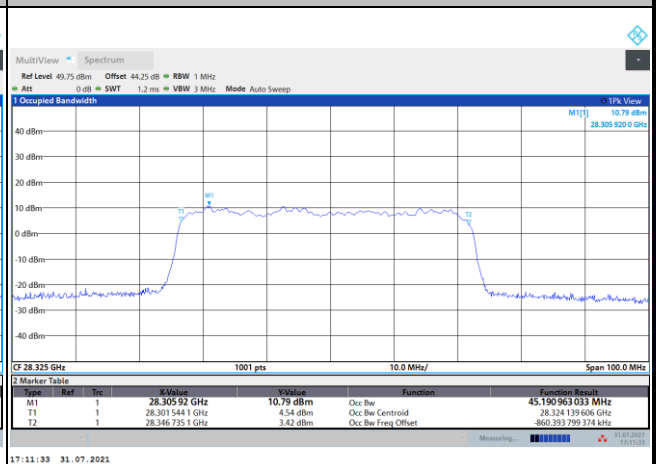
Middle Channel / 50MHz / 64QAM



Highest Channel / 50MHz / 16QAM



Highest Channel / 50MHz / 64QAM

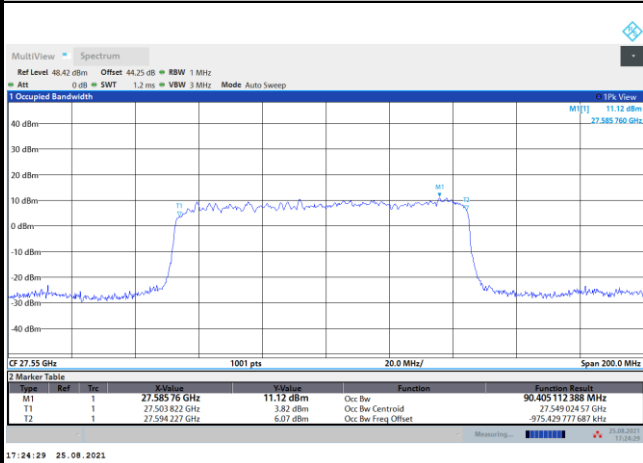




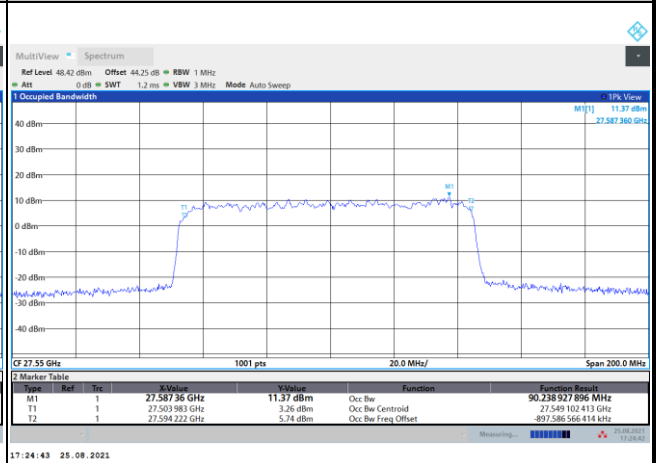
DFT-s-OFDM Module 0

NR Band n261

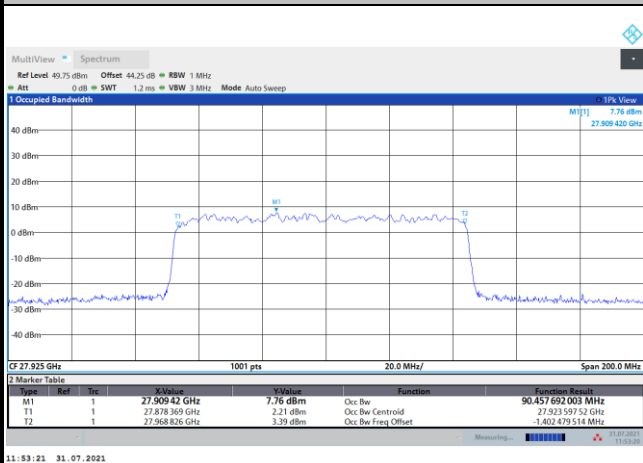
Lowest Channel / 100MHz / BPSK



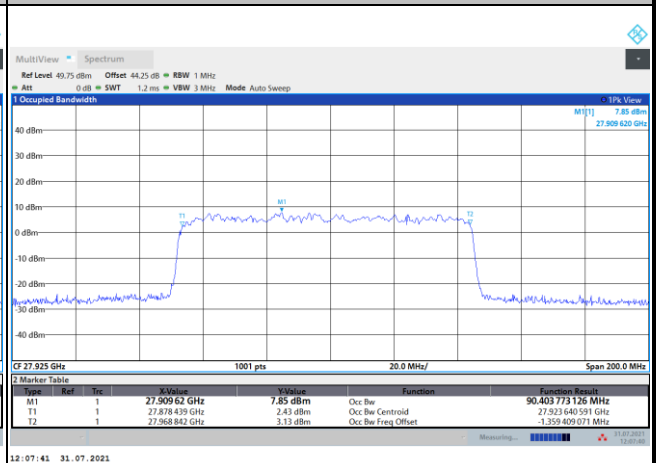
Lowest Channel / 100MHz / QPSK



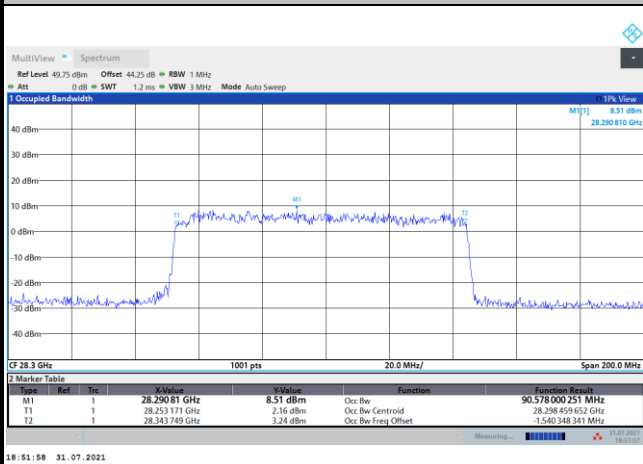
Middle Channel / 100MHz / BPSK



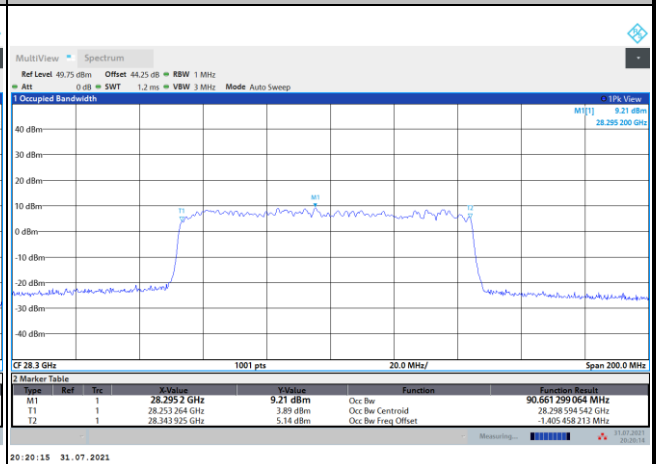
Middle Channel / 100MHz / QPSK



Highest Channel / 100MHz / BPSK



Highest Channel / 100MHz / QPSK

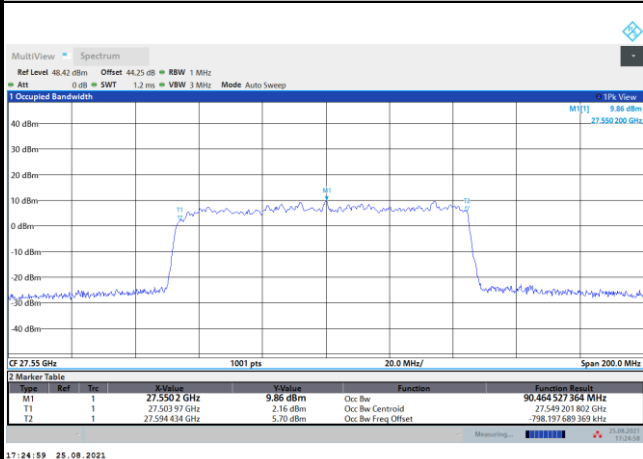




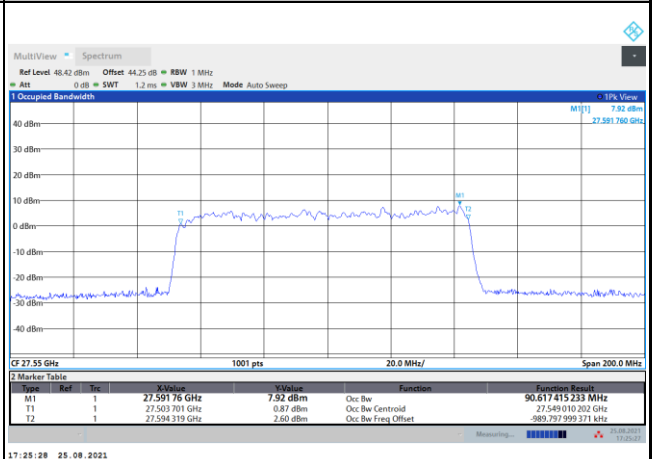
DFT-s-OFDM Module 0

NR Band n261

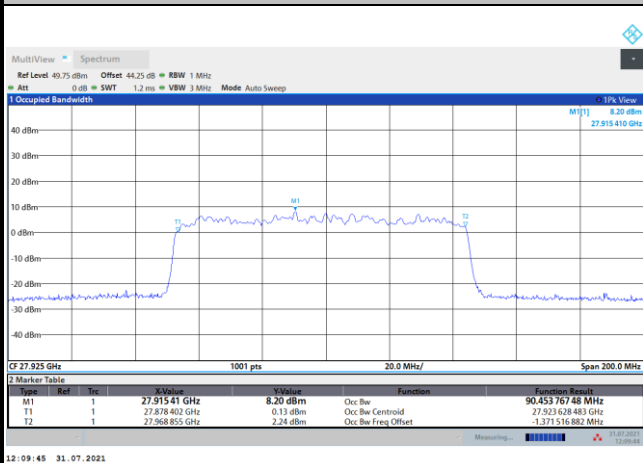
Lowest Channel / 100MHz / 16QAM



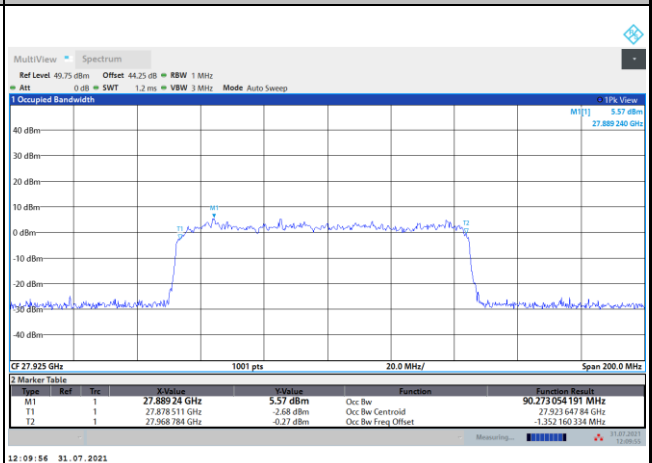
Lowest Channel / 100MHz / 64QAM



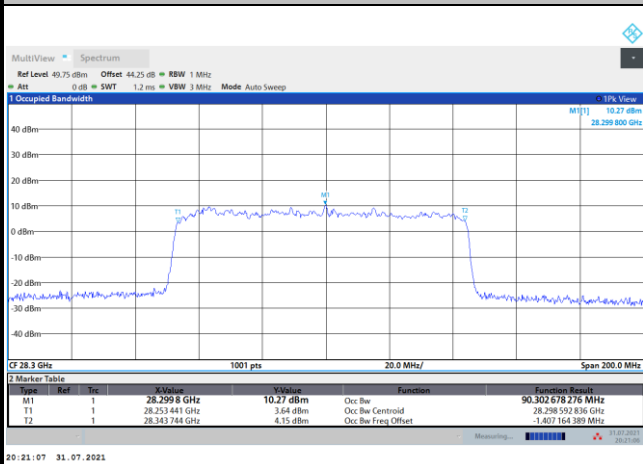
Middle Channel / 100MHz / 16QAM



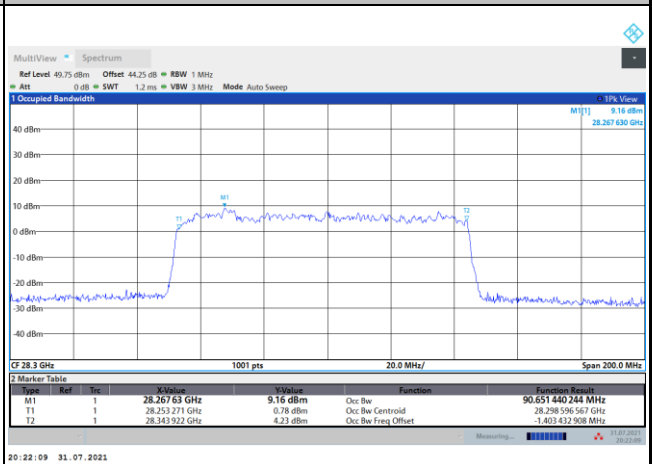
Middle Channel / 100MHz / 64QAM



Highest Channel / 100MHz / 16QAM



Highest Channel / 100MHz / 64QAM

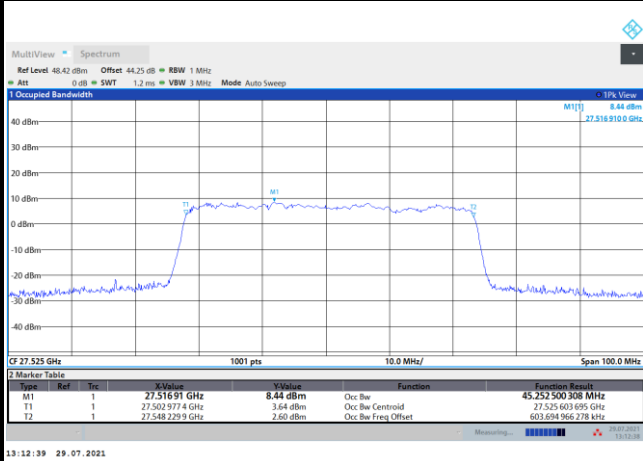




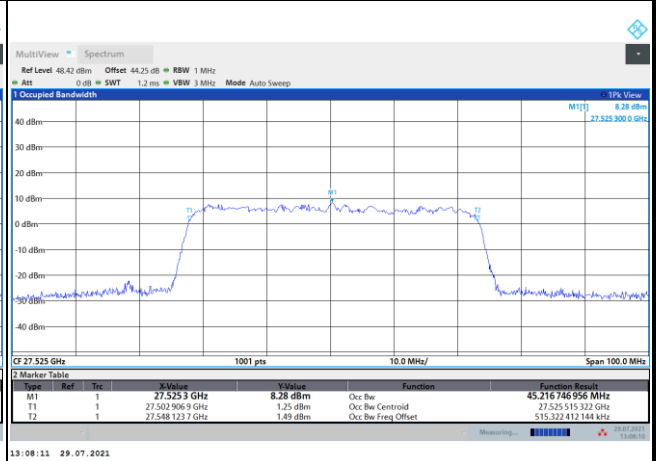
CP-OFDM Module 0

NR Band n261

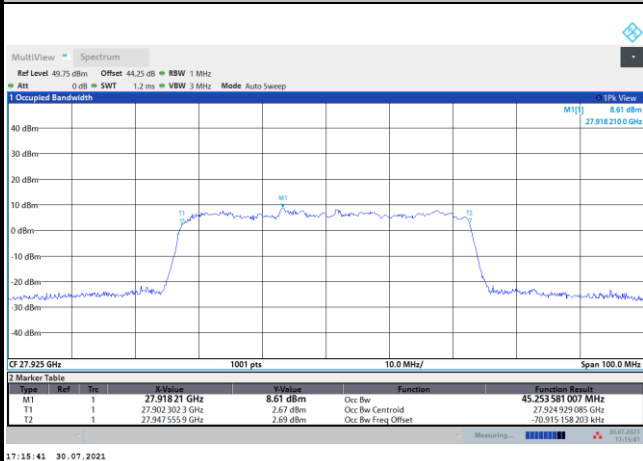
Lowest Channel / 50MHz / QPSK



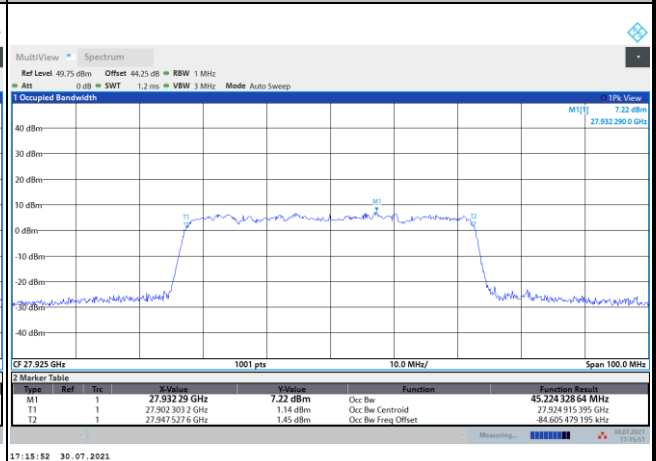
Lowest Channel / 50MHz / 16QAM



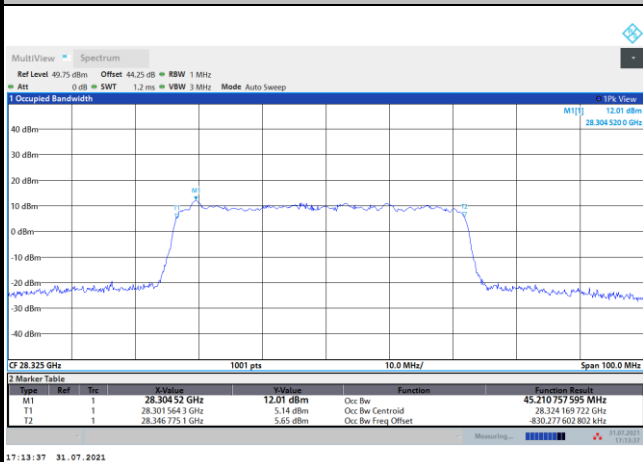
Middle Channel / 50MHz / QPSK



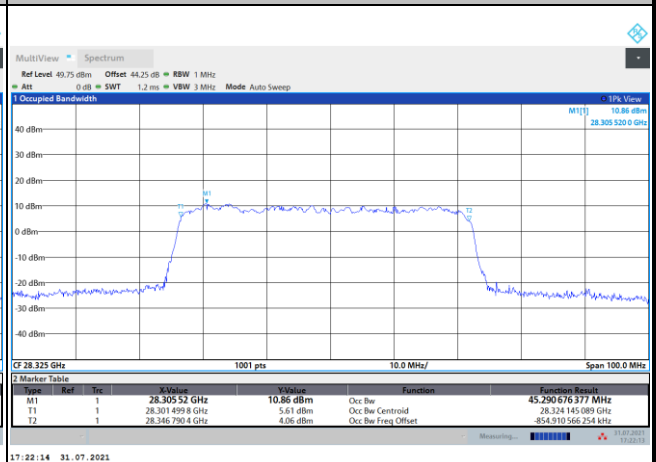
Middle Channel / 50MHz / 16QAM



Highest Channel / 50MHz / QPSK



Highest Channel / 50MHz / 16QAM

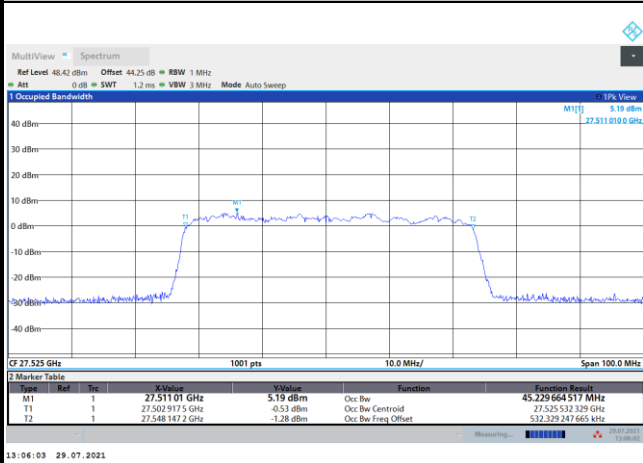




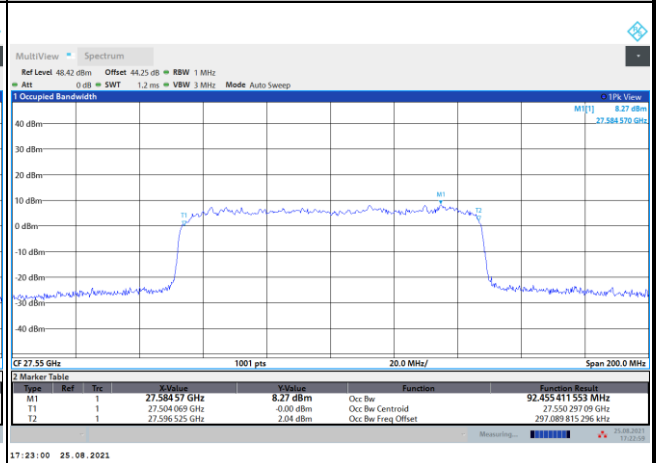
CP-OFDM Module 0

NR Band n261

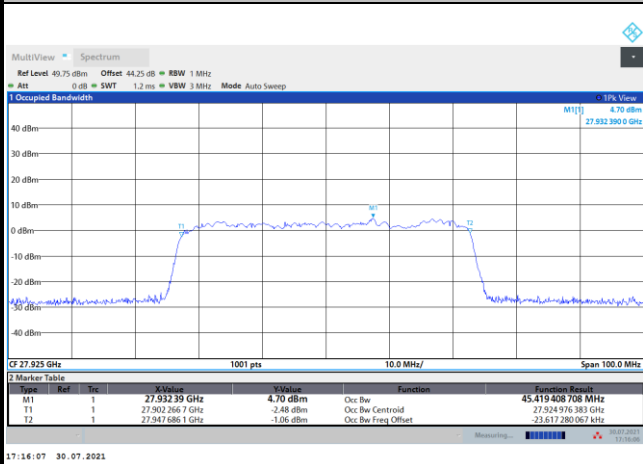
Lowest Channel / 50MHz / 64QAM



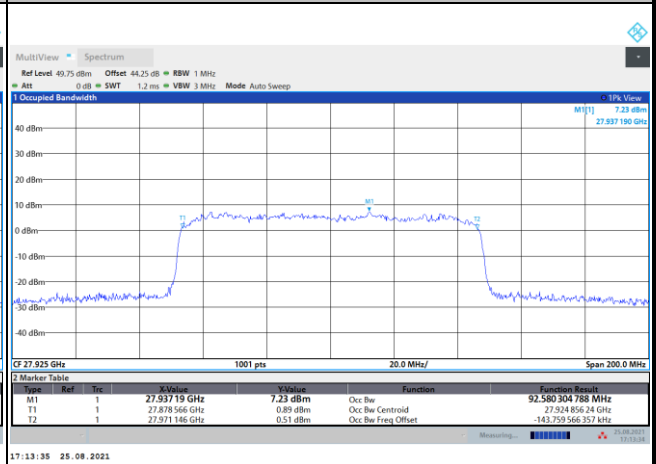
Lowest Channel / 100MHz / QPSK



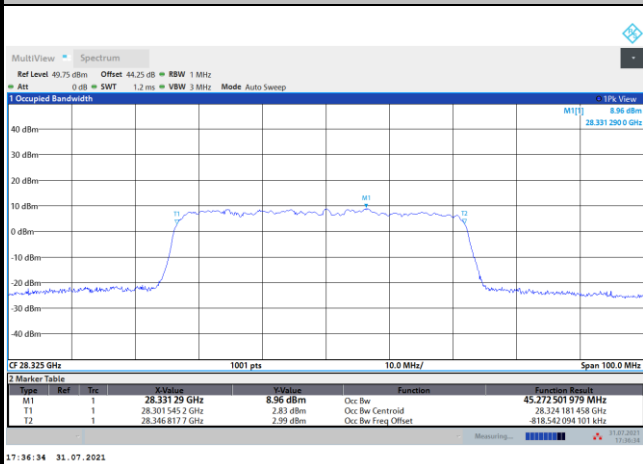
Middle Channel / 50MHz / 64QAM



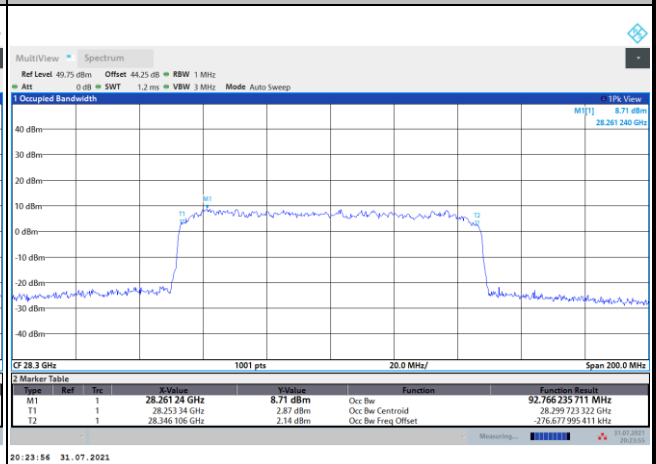
Middle Channel / 100MHz / QPSK



Highest Channel / 50MHz / 64QAM



Highest Channel / 100MHz / QPSK

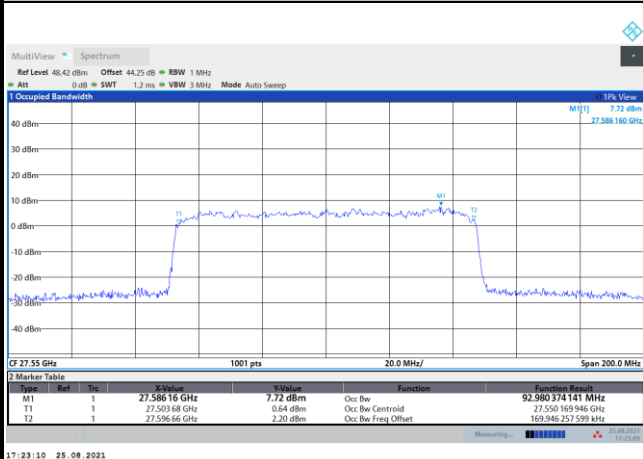




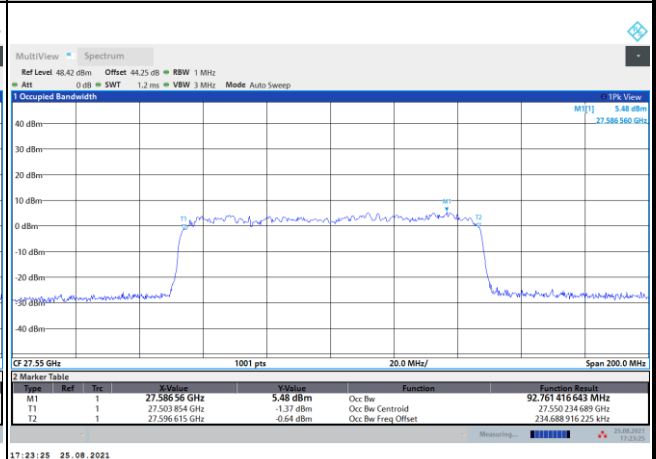
CP-OFDM Module 0

NR Band n261

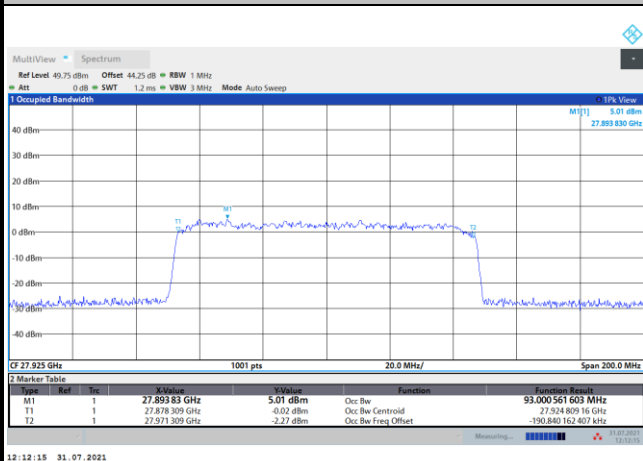
Lowest Channel / 100MHz / 16QAM



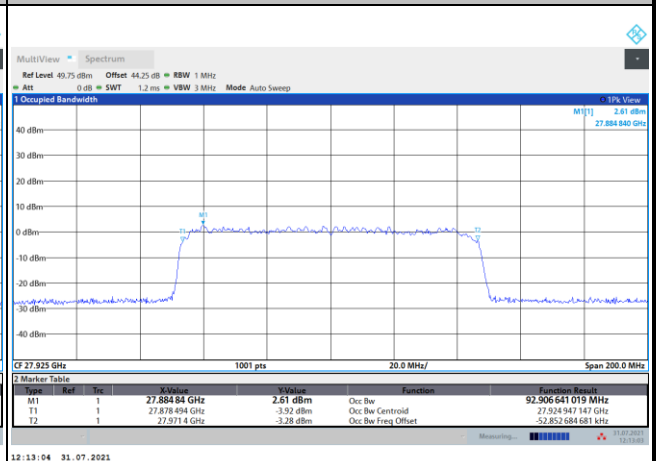
Lowest Channel / 100MHz / 64QAM



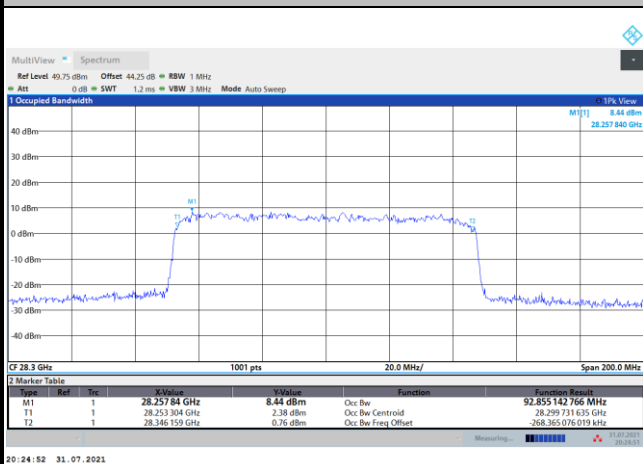
Middle Channel / 100MHz / 16QAM



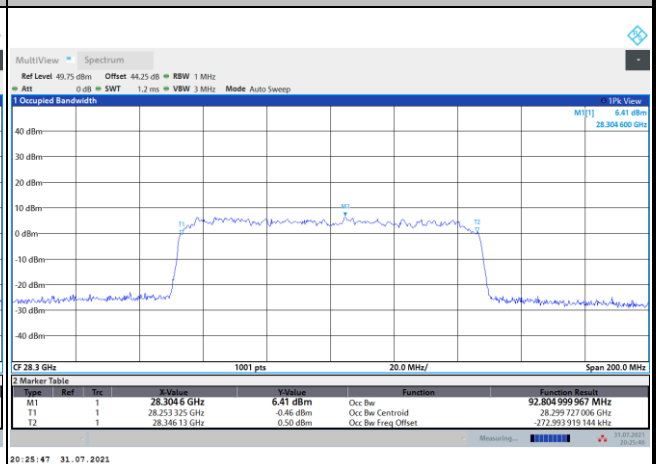
Middle Channel / 100MHz / 64QAM



Highest Channel / 100MHz / 16QAM



Highest Channel / 100MHz / 64QAM





Radiated Out of Band Emissions

Mode			DFT-s-OFDM Module 0 NR Band n261 : BE (dBm) 1 RB							
BW			50MHz				100MHz			
Limit (dBm)			BPSK	QPSK	16QAM	64QAM	BPSK	QPSK	16QAM	64QAM
Low CH	0~10%OB	≤-5	-24.51	-25.18	-26.71	-27.9	-20.41	-21.77	-21.51	-23.86
	>10%OB	≤-13	-30.42	-30.83	-30.8	-31.62	-26.48	-26.31	-26.61	-26.43
HighCH	0~10%OB	≤-5	-24.48	-24.47	-24.74	-24.67	-18.52	-19.12	-18.83	-19.45
	>10%OB	≤-13	-30.58	-30.65	-30.75	-30.74	-25.87	-25.58	-25.58	-25.64
Result			Compliance							

Mode			CP-OFDM Module 0 NR Band n261 : BE (dBm) 1 RB					
BW			50MHz			100MHz		
Limit (dBm)			QPSK	16QAM	64QAM	QPSK	16QAM	64QAM
Low CH	0~10%OB	≤-5	-25.97	-27.24	-29.61	-21.56	-23.5	-24
	>10%OB	≤-13	-31.14	-31.48	-31.58	-26.54	-26.49	-26.34
High CH	0~10%OB	≤-5	-25.02	-26.18	-26.62	-18.78	-21.48	-21.74
	>10%OB	≤-13	-30.81	-31.19	-31.04	-25.71	-25.86	-25.85
Result			Compliance					

Mode			DFT-s-OFDM Module 0 NR Band n261 : BE (dBm) Full RB							
BW			50MHz				100MHz			
Limit (dBm)			BPSK	QPSK	16QAM	64QAM	BPSK	QPSK	16QAM	64QAM
Low CH	0~10%OB	≤-5	-30.17	-30.01	-30.7	-31.42	-26.26	-26.51	-26.84	-26.94
	>10%OB	≤-13	-31.23	-30.74	-31.17	-31.62	-26.3	-26.44	-26.55	-26.45
HighCH	0~10%OB	≤-5	-29.76	-29.49	-29.41	-29.96	-26.26	-26.29	-26.22	-26.25
	>10%OB	≤-13	-31.08	-30.21	-30.13	-30.49	-25.8	-25.87	-25.92	-25.71
Result			Compliance							

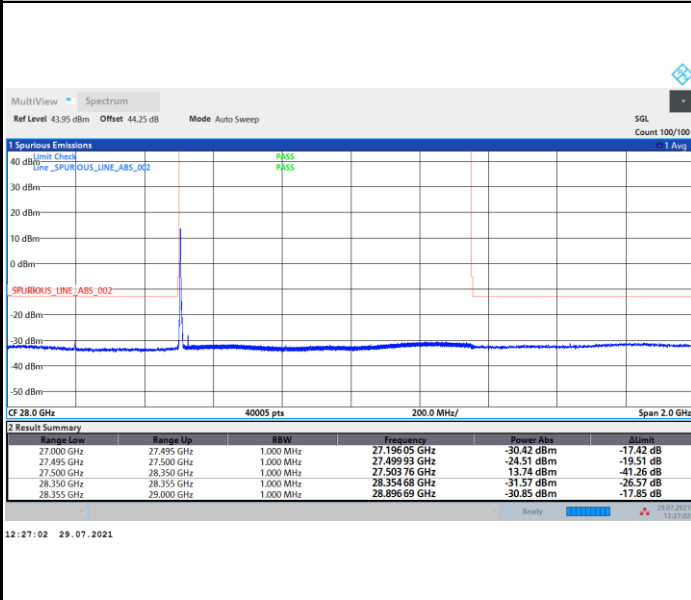
Mode			CP-OFDM Module 0 NR Band n261 : BE (dBm) Full RB					
BW			50MHz			100MHz		
Limit (dBm)			QPSK	16QAM	64QAM	QPSK	16QAM	64QAM
Low CH	0~10%OB	≤-5	-29.84	-30.92	-31.89	-26.69	-26.81	-27.12
	>10%OB	≤-13	-31.05	-31.32	-31.73	-26.41	-26.27	-26.37
High CH	0~10%OB	≤-5	-28.54	-29.2	-29.93	-25.87	-26.05	-26.29
	>10%OB	≤-13	-29.68	-30.19	-30.82	-25.87	-25.81	-25.84
Result			Compliance					



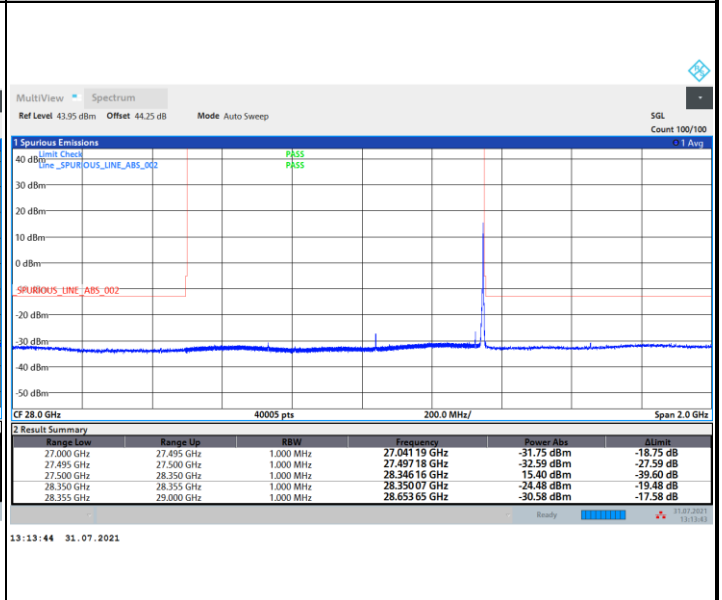
DFT-s-OFDM Module 0

NR Band n261 / 50MHz / BPSK

Lowest Band Edge / 1 RB

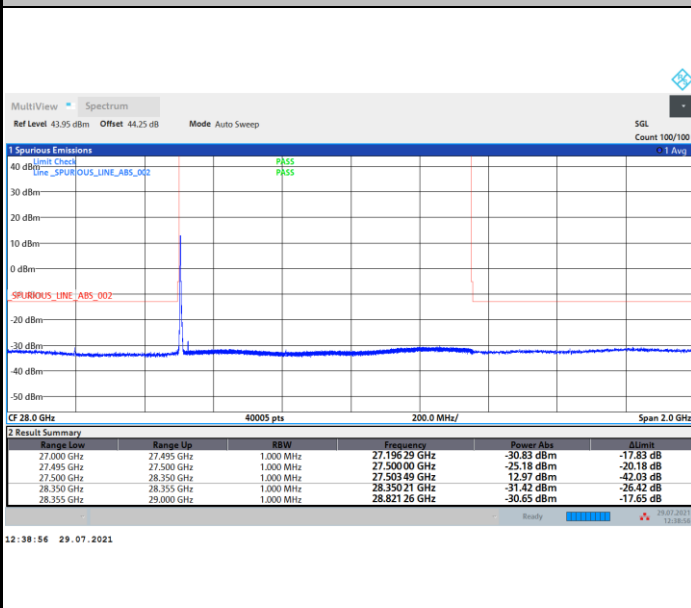


Highest Band Edge / 1 RB



NR Band n261 / 50MHz / QPSK

Lowest Band Edge / 1 RB



Highest Band Edge / 1 RB

