

Appendix C. Setup Photographs


<Radiated Emission>


Y Plane for PCS Band

LF



HF




SHF

X Plane for Cellular Band


LF



HF



SHF



————THE END————