

TEST REPORT

of

FCC Part 2 Subpart J, Part 22 Subpart H, Part 24 Subpart E and
Part 27 Subpart C/L/H

FCC ID: XHG-R717

Equipment Under Test : Mobile Hotspot
Model Name : T9
Applicant : Franklin Technology Inc.
Manufacturer : Franklin Technology Inc.
Date of Receipt : 2019.05.07
Date of Test(s) : 2019.05.08 ~ 2019.07.10
Date of Issue : 2019.07.22

In the configuration tested, the EUT complied with the standards specified above.

Tested By:



Nancy Park

Date:

2019.07.22

Technical
Manager:



Jungmin Yang

Date:

2019.07.22

The results of this test report are effective only to the items tested. The SGS Korea is not responsible for the sampling, the results of this test report apply to the sample as received. This test report cannot be reproduced, except in full, without prior written permission of the Company. This test report does not assure KOLAS accreditation.

SGS Korea Co., Ltd. (Gunpo Laboratory) 4, LS-ro 182beon-gil, Gunpo-si, Gyeonggi-do, Korea, 15807 <http://www.sgsgroup.kr>

TABLE OF CONTENTS

	Page
1. General Information -----	3
2. RF Radiated Output Power & Spurious Radiated Emission -----	8
3. Occupied Bandwidth -----	56
4. Peak-Average Ratio -----	146
5. Spurious Emissions at Antenna Terminal -----	193
6. Band Edge -----	262
7. Frequency Stability -----	322

The results of this test report are effective only to the items tested. The SGS Korea is not responsible for the sampling, the results of this test report apply to the sample as received. This test report cannot be reproduced, except in full, without prior written permission of the Company. This test report does not assure KOLAS accreditation.

SGS Korea Co., Ltd. (Gunpo Laboratory) 4, LS-ro 182beon-gil, Gunpo-si, Gyeonggi-do, Korea, 15807 <http://www.sgsgroup.kr>

1. General Information

1.1. Testing Laboratory

SGS Korea Co., Ltd. (Gunpo Laboratory)

- 10-2, LS-ro 182beon-gil, Gunpo-si, Gyeonggi-do, Korea, 15807
- 4, LS-ro 182beon-gil, Gunpo-si, Gyeonggi-do, Korea, 15807
- Designation number: KR0150

All SGS services are rendered in accordance with the applicable SGS conditions of service available on request and accessible at <http://www.sgs.com/en/Terms-and-Conditions.aspx>.

Phone No. : +82 31 688 0901

Fax No. : +82 31 688 0921

1.2. Details of Applicant

Applicant : Franklin Technology Inc.

Address : 906 JEI Platz, 186, Gasan digital 1-ro, Gumcheon-Gu, Seoul, South Korea, 08502

Contact Person : Lee, James

Phone No. : +82 70 8228 6445

1.3. Details of Manufacturer

Company : Same as applicant

Address : Same as applicant

1.4. Description of EUT

Kind of Product	Mobile Hotspot
Model Name	T9
Power Supply	DC 3.8 V
Rated Power	LTE Band 2, 25: 22.7 dB m LTE Band 4, 66: 22.5 dB m LTE Band 5, 71: 23 dB m LTE Band 12: 23.3 dB m LTE Band 26: 22.8 dB m LTE Band 41: 24.8 dB m
Frequency Range	LTE Band 2: 1 850 MHz ~ 1 910 MHz LTE Band 4: 1 710 MHz ~ 1 755 MHz LTE Band 5: 824 MHz ~ 849 MHz LTE Band 12: 699 MHz ~ 716 MHz LTE Band 25: 1 850 MHz ~ 1 915 MHz LTE Band 26: 824 MHz ~ 849 MHz LTE Band 41: 2 496 MHz ~ 2 690 MHz LTE Band 66: 1 710 MHz ~ 1 780 MHz LTE Band 71: 663 MHz ~ 698 MHz

The results of this test report are effective only to the items tested. The SGS Korea is not responsible for the sampling, the results of this test report apply to the sample as received. This test report cannot be reproduced, except in full, without prior written permission of the Company. This test report does not assure KOLAS accreditation.

SGS Korea Co., Ltd. (Gunpo Laboratory) 4, LS-ro 182beon-gil, Gunpo-si, Gyeonggi-do, Korea, 15807 <http://www.sgsgroup.kr>

Emission Designator	LTE Band 12 (1.4 MHz): 1M11G7D (QPSK) / 1M10W7D (16QAM) LTE Band 12 (3 MHz): 2M69G7D (QPSK) / 2M69W7D (16QAM) LTE Band 12 (5 MHz): 4M53G7D (QPSK) / 4M54W7D (16QAM) LTE Band 12 (10 MHz): 8M94G7D (QPSK) / 8M94W7D (16QAM) LTE Band 25/2 (1.4 MHz): 1M11G7D (QPSK) / 1M11W7D (16QAM) LTE Band 25/2 (3 MHz): 2M69G7D (QPSK) / 2M69W7D (16QAM) LTE Band 25/2 (5 MHz): 4M53G7D (QPSK) / 4M53W7D (16QAM) LTE Band 25/2 (10 MHz): 8M94G7D (QPSK) / 8M94W7D (16QAM) LTE Band 25/2 (15 MHz): 13M5G7D (QPSK) / 13M5W7D (16QAM) LTE Band 25/2 (20 MHz): 17M9G7D (QPSK) / 17M9W7D (16QAM) LTE Band 26/5 (1.4 MHz): 1M11G7D (QPSK) / 1M11W7D (16QAM) LTE Band 26/5 (3 MHz): 2M69G7D (QPSK) / 2M69W7D (16QAM) LTE Band 26/5 (5 MHz): 4M52G7D (QPSK) / 4M53W7D (16QAM) LTE Band 26/5 (10 MHz): 8M94G7D (QPSK) / 8M94W7D (16QAM) LTE Band 26 (15 MHz): 13M5G7D (QPSK) / 13M5W7D (16QAM) LTE Band 41 (5 MHz): 4M54G7D (QPSK) / 4M54W7D (16QAM) LTE Band 41 (10 MHz): 8M94G7D (QPSK) / 8M94W7D (16QAM) LTE Band 41 (15 MHz): 13M5G7D (QPSK) / 13M5W7D (16QAM) LTE Band 41 (20 MHz): 17M9G7D (QPSK) / 17M9W7D (16QAM) LTE Band 66/4 (1.4 MHz): 1M11G7D (QPSK) / 1M11W7D (16QAM) LTE Band 66/4 (3 MHz): 2M70G7D (QPSK) / 2M69W7D (16QAM) LTE Band 66/4 (5 MHz): 4M53G7D (QPSK) / 4M54W7D (16QAM) LTE Band 66/4 (10 MHz): 8M97G7D (QPSK) / 8M94W7D (16QAM) LTE Band 66/4 (15 MHz): 13M5G7D (QPSK) / 13M5W7D (16QAM) LTE Band 66/4 (20 MHz): 17M9G7D (QPSK) / 18M0W7D (16QAM) LTE Band 71 (5 MHz): 4M53G7D (QPSK) / 4M53W7D (16QAM) LTE Band 71 (10 MHz): 8M94G7D (QPSK) / 8M94W7D (16QAM) LTE Band 71 (15 MHz): 13M5G7D (QPSK) / 13M5W7D (16QAM) LTE Band 71 (20 MHz): 17M9G7D (QPSK) / 17M9W7D (16QAM)
Modulation Technique	QPSK, 16QAM
Antenna Type	FPCB antenna
Antenna Gain	699 MHz ~ 716 MHz: 0.52 dB i 1 850 MHz ~ 1 915 MHz: 3.69 dB i 824 MHz ~ 849 MHz: -0.65 dB i 2 496 MHz ~ 2 690 MHz: 2.56 dB i 1 710 MHz ~ 1 780 MHz: 3.68 dB i 663 MHz ~ 698 MHz: 0.32 dB i

The results of this test report are effective only to the items tested. The SGS Korea is not responsible for the sampling, the results of this test report apply to the sample as received. This test report cannot be reproduced, except in full, without prior written permission of the Company. This test report does not assure KOLAS accreditation.

1.5. Test Equipment List

Equipment	Manufacturer	Model	S/N	Cal. Date	Cal. Interval	Cal. Due
Signal Generator	Agilent	E8257D	MY51501169	Jul. 03, 2019	Annual	Jul. 03, 2020
Spectrum Analyzer	R&S	FSV30	103102	Jun. 05, 2019	Annual	Jun. 05, 2020
Mobile Test Unit	R&S	CMW500	144035	Feb. 19, 2019	Annual	Feb. 19, 2020
Mobile Test Unit	R&S	CMW500	144029	May 14, 2019	Annual	May 14, 2020
Power Meter	Anritsu	ML2495A	1223004	Jun. 05, 2019	Annual	Jun. 05, 2020
Power Sensor	Anritsu	MA2411B	1207272	Jun. 05, 2019	Annual	Jun. 05, 2020
Directional Coupler	KRYTAR	152613	140972	Jun. 12, 2019	Annual	Jun. 12, 2020
Temperature Chamber	ESPEC CORP.	PL-1J	15000793	Jun. 10, 2019	Annual	Jun. 10, 2020
High Pass Filter	Wainwright Instrument GmbH	WHKX10-900-1000-18000-40SS	7	Mar. 12, 2019	Annual	Mar. 12, 2020
High Pass Filter	Wainwright Instrument GmbH	WHKX1.5/15G-6SS	4	Jun. 12, 2019	Annual	Jun. 12, 2020
High Pass Filter	Wainwright Instrument GmbH	WHKX2.2/12.75G-10SS	8	Mar. 12, 2019	Annual	Mar. 12, 2020
High Pass Filter	Wainwright Instrument GmbH	WHK3.0/18G-10SS	344	May 21, 2019	Annual	May 21, 2020
High Pass Filter	Wainwright Instrument GmbH	WHK7.5/26.5G-6SS	15	Jun. 05, 2019	Annual	Jun. 05, 2020
DC Power Supply	R&S	HMP2020	019258024	Nov. 06, 2018	Annual	Nov. 06, 2019
Preamplifier	H.P.	8447F	2944A03909	Aug. 07, 2018	Annual	Aug. 07, 2019
Preamplifier	Agilent	8449B	3008A01932	Feb. 22, 2019	Annual	Feb. 22, 2020
Preamplifier	MITEQ Inc.	JS44-18004000-35-8P	1546891	May 13, 2019	Annual	May 13, 2020
Test Receiver	R&S	ESU26	100109	Jan. 31, 2019	Annual	Jan. 31, 2020
Loop Antenna	SCHWARZBECK MESSELEKTRONIK	FMZB 1519	1519-039	Aug. 23, 2017	Biennial	Aug. 23, 2019
Bilog Antenna	SCHWARZBECK MESSELEKTRONIK	VULB9163	01126	Apr. 23, 2019	Biennial	Apr. 23, 2021
Horn Antenna	R&S	HF906	100326	Feb. 14, 2018	Biennial	Feb. 14, 2020
Horn Antenna	R&S	HF907	100145	Feb. 14, 2018	Biennial	Feb. 14, 2020
Horn Antenna	SCHWARZBECK MESSELEKTRONIK	BBHA9170	BBHA9170223	Sep. 10, 2018	Biennial	Sep. 10, 2020
Antenna Master	Innco systems GmbH	MM4000	N/A	N.C.R.	N/A	N.C.R.
Turn Table	Innco systems GmbH	DS 1200S	N/A	N.C.R.	N/A	N.C.R.
Controller	Innco systems GmbH	CONTROLLER CO3000-4P	CO3000/963/383 30516/L	N.C.R.	N/A	N.C.R.
Anechoic Chamber	SY Corporation	L x W x H (9.6 m x 6.4 m x 6.4 m)	N/A	N.C.R.	N/A	N.C.R.
Coaxial Cable	SUCOFLEX	104 (3 m)	MY3258414	Jul. 04, 2019	Semi-annual	Jan. 04, 2020
Coaxial Cable	SUCOFLEX	104 (10 m)	MY3145814	Jul. 04, 2019	Semi-annual	Jan. 04, 2020
Coaxial Cable	Rosenberger	LA1-C006-1500	131014 04/20	Feb. 28, 2019	Semi-annual	Aug. 28, 2019
Coaxial Cable	Rosenberger	LA1-C006-1500	131014 05/20	Feb. 28, 2019	Semi-annual	Aug. 28, 2019
Coaxial Cable	Rosenberger	LA1-C006-1500	131014 11/20	Feb. 28, 2019	Semi-annual	Aug. 28, 2019

► Support Equipment

Description	Manufacturer	Model	Serial Number
N/A	-	-	-

The results of this test report are effective only to the items tested. The SGS Korea is not responsible for the sampling, the results of this test report apply to the sample as received. This test report cannot be reproduced, except in full, without prior written permission of the Company. This test report does not assure KOLAS accreditation.

1.6. Summary of Test Results

The EUT has been tested according to the following specifications:

APPLIED STANDARD: FCC Part 2, 22, 24 and 27		
Section	Test Item(s)	Result
§2.1046 §22.913(a)(5) §24.232(c) §27.50(c)(10) §27.50(d)(4) §27.50(h)(2)	RF Radiated Output Power	Complied
§22.917(a) §24.238(a) §27.53(g) §27.53(h)(1) §27.53(m)(4)	Spurious Radiated Emission	Complied
§2.1046	Conducted Output Power	N/A ¹⁾
§2.1049	Occupied Bandwidth	Complied
§22.913(d) §24.232(d) §27.50(d)(5)	Peak-Average Ratio	Complied
§22.917(a) §24.238(a) §27.53(g) §27.53(h)(1) §27.53(m)(4)	Spurious Emission at Antenna Terminal	Complied
§22.917(a) §24.238(a) §27.53(g) §27.53(h)(1) §27.53(m)(4)	Band Edge	Complied
§2.1055 §22.355 §24.235 §27.54	Frequency Stability	Complied

Note;

1) See SAR Report

The results of this test report are effective only to the items tested. The SGS Korea is not responsible for the sampling, the results of this test report apply to the sample as received. This test report cannot be reproduced, except in full, without prior written permission of the Company. This test report does not assure KOLAS accreditation.

1.7. Sample Calculation for Offset

Where relevant, the following sample calculation is provided:

1.7.1. Conducted Test

Offset value (dB) = Directional Coupler (dB) + Cable loss (dB)

1.7.2. Radiation Test

E.R.P. & E.I.R.P. = [S.G level + Amp.] (dB m) - Cable loss (dB) + Ant. gain (dB d/dB i)

1.8. Device Capabilities

This device contains the following capabilities;

LTE Band 25 (1 850 MHz ~ 1 915 MHz) overlaps the entire frequency range of LTE Band 2 (1 850 MHz ~ 1 910 MHz). Therefore, test data provided in this report covers LTE Band 2 as well as Band 25.

LTE Band 66 (1 710 MHz ~ 1 780 MHz) overlaps the entire frequency range of LTE Band 4 (1 710 MHz ~ 1 755 MHz). Therefore, test data provided in this report covers LTE Band 4 as well as Band 66.

LTE Band 26 (814 MHz ~ 849 MHz) overlaps the entire frequency range of LTE Band 5 (824 MHz ~ 849 MHz). Therefore, test data provided in this report covers LTE Band 5 as well as Band 26.

1.9. Test Report Revision

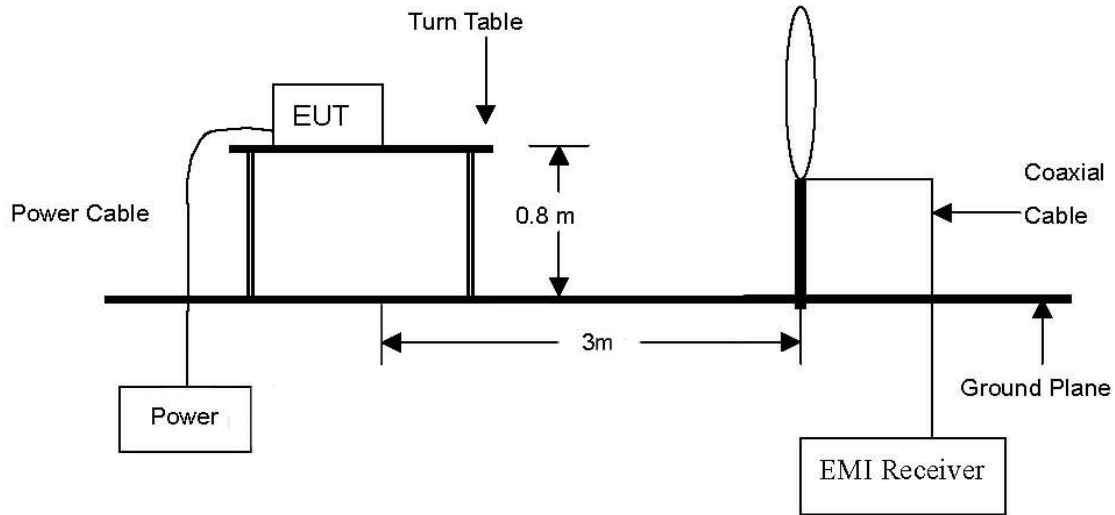
Revision	Report Number	Date of Issue	Description
0	F690501/RF-RTL014054	2019.07.11	Initial
1	F690501/RF-RTL014054-1	2019.07.22	Added the coaxial cable in the equipment list and Deleted inappropriate standard.

The results of this test report are effective only to the items tested. The SGS Korea is not responsible for the sampling, the results of this test report apply to the sample as received. This test report cannot be reproduced, except in full, without prior written permission of the Company. This test report does not assure KOLAS accreditation.

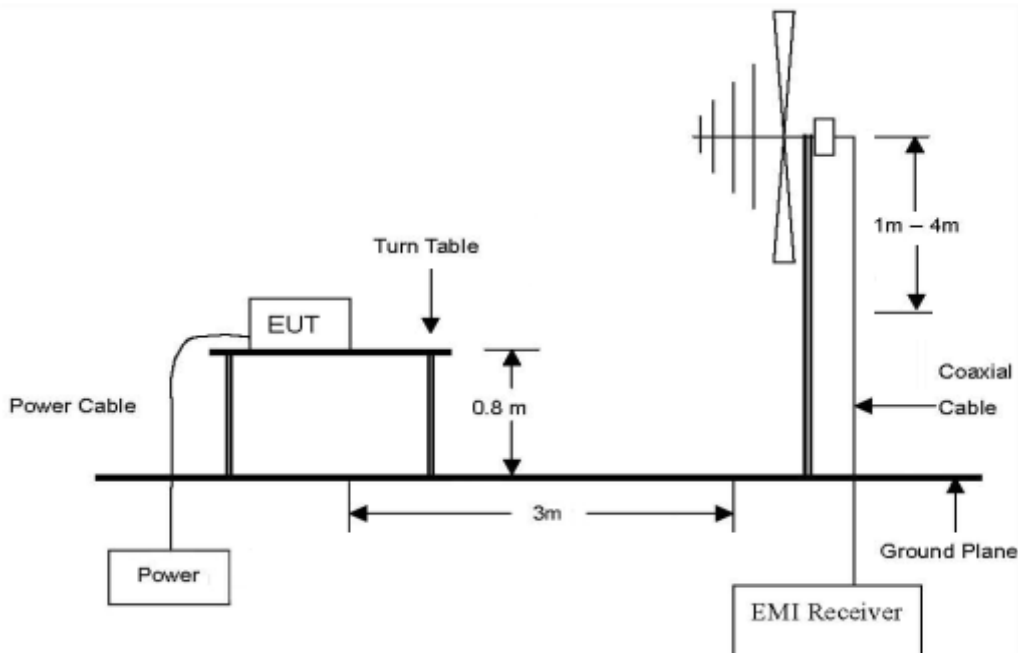
2. RF Radiated Output Power & Spurious Radiated Emission

2.1. Test Setup

The diagram below shows the test setup that is utilized to make the measurements for emission from 9 kHz to 30 MHz.



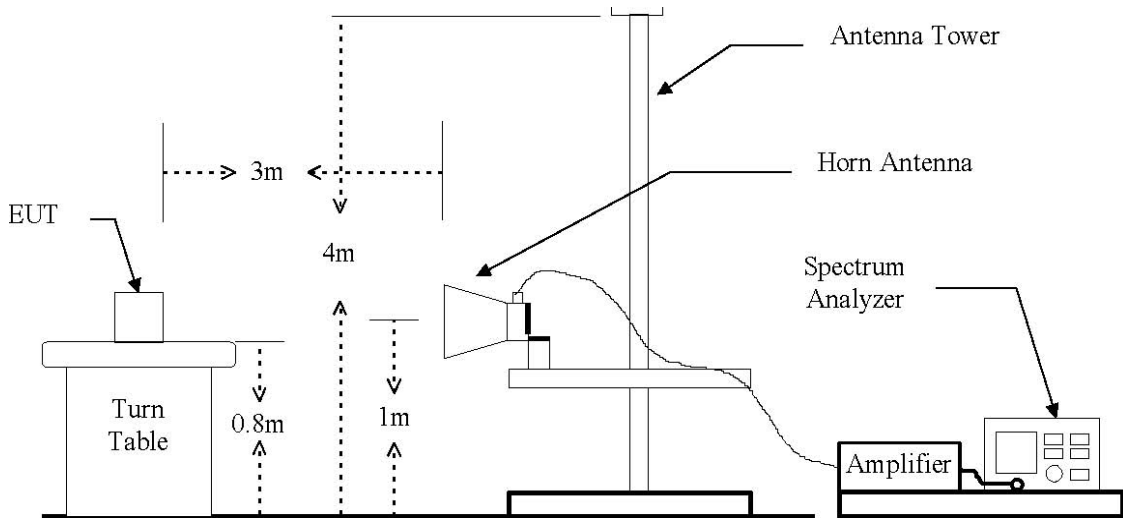
The diagram below shows the test setup that is utilized to make the measurements for emission from 30 MHz to 1 GHz.



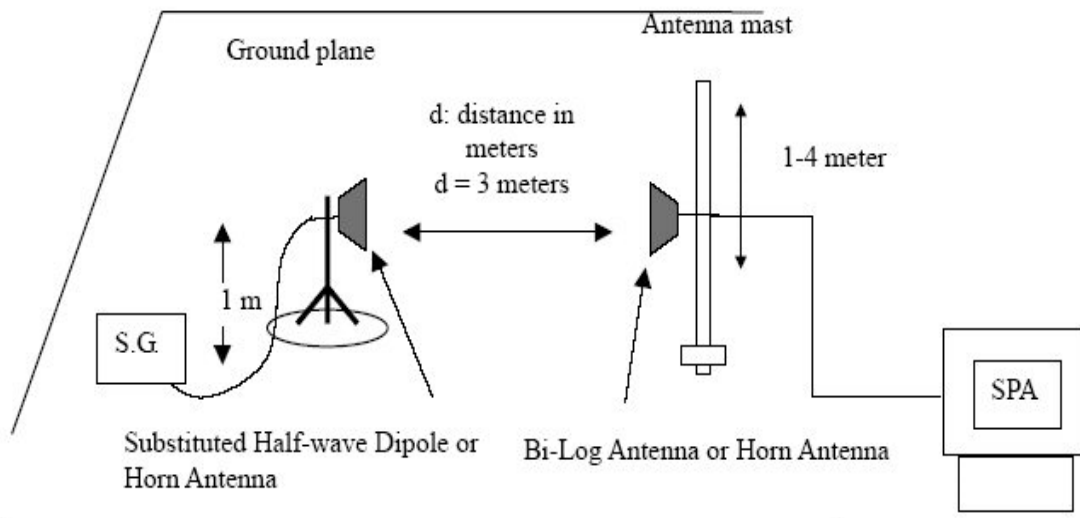
The diagram below shows the test setup that is utilized to make the measurements for emission from 1 GHz

The results of this test report are effective only to the items tested. The SGS Korea is not responsible for the sampling, the results of this test report apply to the sample as received. This test report cannot be reproduced, except in full, without prior written permission of the Company. This test report does not assure KOLAS accreditation.

to 27 GHz.



The diagram below shows the test setup for substituted method.



The results of this test report are effective only to the items tested. The SGS Korea is not responsible for the sampling, the results of this test report apply to the sample as received. This test report cannot be reproduced, except in full, without prior written permission of the Company. This test report does not assure KOLAS accreditation.

2.2. Limit

2.2.1. Limit of Radiated Output Power

- §22.913(a)(5), the ERP of mobile transmitters and auxiliary test transmitters must not exceed 7 watts.
- §24.232(c), mobile and portable stations are limited to 2 watts EIRP and the equipment must employ a means to limiting power to the minimum necessary for successful communications.
- §27.50(c)(10), Portable stations (hand-held devices) in the 600 MHz uplink band and the 698-746 MHz band, and fixed and mobile stations in the 600 MHz uplink band are limited to 3 watts ERP.
- §27.50(d)(4), fixed, mobile, and portable (hand-held) stations operating in the 1 710-1 755 MHz band and mobile and portable stations operating in the 1 695-1 710 MHz and 1 755-1 780 MHz bands are limited to 1 watt EIRP.
- §27.50(h)(2), Mobile and other user stations. Mobile stations are limited to 2.0 watts EIRP. All user stations are limited to 2.0 watts transmitter output power.

2.2.2. Limit of Spurious Radiated Emission

- §22.917(a), the power of any emission outside of the authorized operating frequency ranges must be attenuated below the transmitting power (P) by a factor of at least $43 + 10\log(P)$ dB.
- §24.238(a), the power of any emission outside of the authorized operating frequency ranges must be attenuated below the transmitting power (P) by a factor of at least $43 + 10 \log(P)$ dB.
- §27.53(g), the power of any emission outside a licensee's frequency band(s) of operation shall be attenuated below the transmitter power (P) within the licensed band(s) of operation, measured in watts, by at least $43 + 10 \log(P)$ dB.
- §27.53(h)(1), for operations in the 1 695-1 710 MHz, 1 710-1 755 MHz, 1 755-1 780 MHz, 1 915-1 920 MHz, 1 995-2 000 MHz, 2 000-2 020 MHz, 2 110-2 155 MHz, 2 155-2 180 MHz, and 2 180-2 200 bands, the power of any emission outside a licensee's frequency block shall be attenuated below the transmitter power (P) in watts by at least $43 + 10 \log_{10}(P)$ dB.
- §27.53(m)(4), for mobile digital stations, the attenuation factor shall be not less than $40 + 10 \log_{10}(P)$ dB on all frequencies between the channel edge and 5 megahertz from the channel edge, $43 + 10 \log_{10}(P)$ dB on all frequencies between 5 megahertz and X megahertz from the channel edge, and $55 + 10 \log_{10}(P)$ dB on all frequencies more than X megahertz from the channel edge, where X is the greater of 6 megahertz or the actual emission bandwidth as defined in paragraph (m)(6) of this section. In addition, the attenuation factor shall not be less than $43 + 10 \log_{10}(P)$ dB on all frequencies between 2490.5 MHz and 2496 MHz and $55 + 10 \log_{10}(P)$ dB at or below 2490.5 MHz. Mobile Satellite Service licensees operating on frequencies below 2495 MHz may also submit a documented interference complaint against BRS licensees operating on channel BRS Channel 1 on the same terms and conditions as adjacent channel BRS or EBS licensees.

The results of this test report are effective only to the items tested. The SGS Korea is not responsible for the sampling, the results of this test report apply to the sample as received. This test report cannot be reproduced, except in full, without prior written permission of the Company. This test report does not assure KOLAS accreditation.

2.3. Test Procedure: Based on ANSI/TIA 603E: 2016 and ANSI C63.26-2015

1. On a test site, the EUT shall be placed at 80 cm height on a turn table, and in the position close to normal use as declared by the applicant.
2. The test antenna shall be oriented initially for vertical polarization located 3 m from EUT to correspond to the fundamental frequency of the transmitter.
3. The output of the test antenna shall be connected to the measuring receiver and the peak detector is used for the measurement.
4. The maximized power level is recorded using the spectrum analyzer "Channel Power" function with the integration band set to the emissions occupied bandwidth, RBW = 1-5 % of the OBW (not to exceed 1 MHz), VBW $\geq 3 \times$ RBW, Detector = power averaging (rms), sweep time = auto, trace average at least 100 traces in power averaging (rms) mode, per the guidelines of KDB 971168 D01 Power Meas License Digital Systems v03r01.
5. Radiated spurious emissions measurement method was set as follows:
RBW = 100 kHz for emissions below 1 GHz and 1 MHz for emissions above 1 GHz, VBW $\geq 3 \times$ RBW, Detector = Peak, trace mode = max hold, per the guidelines of KDB 971168 D01 Power Meas License Digital Systems v03r01.
6. The transmitter shall be switched on, the measuring receiver shall be tuned to the frequency of the transmitter under test.
7. The test antenna shall be raised and lowered through the specified range of height until the maximum signal level is detected by the measuring receiver.
8. The transmitter shall be rotated through 360° in the horizontal plane, until the maximum signal level is detected by the measuring receiver.
9. The test antenna shall be raised and lowered again through the specified range of height until the maximum signal level is detected by the measuring receiver.
10. The maximum signal level detected by the measuring receiver shall be noted.
11. The EUT was replaced by half-wave dipole (1 GHz below) or horn antenna (1 GHz above) connected to a signal generator.
12. In necessary, the input attenuator setting on the measuring receiver shall be adjusted in order to increase the sensitivity of the measuring receiver.
13. The test antenna shall be raised and lowered through the specified range of height to ensure that the maximum signal is received.
14. The input signal to the substitution antenna shall be adjusted to the level that produces a level detected by the measuring receiver, which is equal to the level noted while the transmitter radiated power was measured, corrected for the change of input attenuator setting of the measuring receiver.
15. The input level to the substitution antenna shall be recorded as power level in dBm, corrected for any change of input attenuator setting of the measuring receiver.
16. The measurement shall be repeated with the test antenna and the substitution antenna orientated for horizontal polarization.

The results of this test report are effective only to the items tested. The SGS Korea is not responsible for the sampling, the results of this test report apply to the sample as received. This test report cannot be reproduced, except in full, without prior written permission of the Company. This test report does not assure KOLAS accreditation.

2.4. Test Result for RF Radiated Output Power

Ambient temperature : (23 ± 1) °C
 Relative humidity : 47 % R.H.

LTE band 12 (1.4 MHz – QPSK)

Frequency (MHz)	Ant. Pol. (H/V)	S.G level + Amp. (dB m)	Cable loss (dB)	Ant. gain (dB d)	E.R.P.	
					(dB m)	(mW)
699.7	H	17.20	2.86	-4.00	10.34	10.81
699.7	V	21.70	2.86	-4.00	14.84	30.48
707.5	H	22.26	3.06	-4.53	14.67	29.31
707.5	V	22.26	3.06	-4.53	14.67	29.31
715.3	H	21.84	3.04	-4.31	14.49	28.12
715.3	V	21.60	3.04	-4.31	14.25	26.61

* 1.4 BW 1 RB size / 0 Offset for B12

LTE band 12 (1.4 MHz – 16QAM)

Frequency (MHz)	Ant. Pol. (H/V)	S.G level + Amp. (dB m)	Cable loss (dB)	Ant. gain (dB d)	E.R.P.	
					(dB m)	(mW)
699.7	H	16.79	2.86	-4.00	9.93	9.84
699.7	V	21.12	2.86	-4.00	14.26	26.67
707.5	H	21.34	3.06	-4.53	13.75	23.71
707.5	V	20.34	3.06	-4.53	12.75	18.84
715.3	H	20.91	3.04	-4.31	13.56	22.70
715.3	V	20.49	3.04	-4.31	13.14	20.61

* 1.4 BW 1 RB size / 0 Offset for B12

The results of this test report are effective only to the items tested. The SGS Korea is not responsible for the sampling, the results of this test report apply to the sample as received. This test report cannot be reproduced, except in full, without prior written permission of the Company. This test report does not assure KOLAS accreditation.

LTE band 12 (3 MHz – QPSK)

Frequency (MHz)	Ant. Pol. (H/V)	S.G level + Amp. (dB m)	Cable loss (dB)	Ant. gain (dB d)	E.R.P.	
					(dB m)	(mW)
700.5	H	17.65	2.87	-4.05	10.73	11.83
700.5	V	21.41	2.87	-4.05	14.49	28.12
707.5	H	21.41	3.06	-4.53	13.82	24.10
707.5	V	21.44	3.06	-4.53	13.85	24.27
714.5	H	22.31	3.05	-4.37	14.89	30.83
714.5	V	21.22	3.05	-4.37	13.80	23.99

* 3 BW 1 RB size / 0 Offset for B12

LTE band 12 (3 MHz – 16QAM)

Frequency (MHz)	Ant. Pol. (H/V)	S.G level + Amp. (dB m)	Cable loss (dB)	Ant. gain (dB d)	E.R.P.	
					(dB m)	(mW)
700.5	H	16.62	2.87	-4.05	9.70	9.33
700.5	V	20.81	2.87	-4.05	13.89	24.49
707.5	H	21.15	3.06	-4.53	13.56	22.70
707.5	V	20.57	3.06	-4.53	12.98	19.86
714.5	H	21.29	3.05	-4.37	13.87	24.38
714.5	V	20.28	3.05	-4.37	12.86	19.32

* 3 BW 1 RB size / 0 Offset for B12

LTE band 12 (5 MHz – QPSK)

Frequency (MHz)	Ant. Pol. (H/V)	S.G level + Amp. (dB m)	Cable loss (dB)	Ant. gain (dB d)	E.R.P.	
					(dB m)	(mW)
701.5	H	18.51	2.90	-4.12	11.49	14.09
701.5	V	20.94	2.90	-4.12	13.92	24.66
707.5	H	21.98	3.06	-4.53	14.39	27.48
707.5	V	21.41	3.06	-4.53	13.82	24.10
713.5	H	22.89	3.06	-4.44	15.39	34.59
713.5	V	21.47	3.06	-4.44	13.97	24.95

* 5 BW 1 RB size / 0 Offset for B12

The results of this test report are effective only to the items tested. The SGS Korea is not responsible for the sampling, the results of this test report apply to the sample as received. This test report cannot be reproduced, except in full, without prior written permission of the Company. This test report does not assure KOLAS accreditation.

LTE band 12 (5 MHz – 16QAM)

Frequency (MHz)	Ant. Pol. (H/V)	S.G level + Amp. (dB m)	Cable loss (dB)	Ant. gain (dB d)	E.R.P.	
					(dB m)	(mW)
701.5	H	17.64	2.90	-4.12	10.62	11.53
701.5	V	20.39	2.90	-4.12	13.37	21.73
707.5	H	21.15	3.06	-4.53	13.56	22.70
707.5	V	20.84	3.06	-4.53	13.25	21.13
713.5	H	21.59	3.06	-4.44	14.09	25.64
713.5	V	20.67	3.06	-4.44	13.17	20.75

* 5 BW 1 RB size / 0 Offset for B12

LTE band 12 (10 MHz – QPSK)

Frequency (MHz)	Ant. Pol. (H/V)	S.G level + Amp. (dB m)	Cable loss (dB)	Ant. gain (dB d)	E.R.P.	
					(dB m)	(mW)
704.0	H	19.63	2.96	-4.29	12.38	17.30
704.0	V	21.35	2.96	-4.29	14.10	25.70
707.5	H	21.96	3.06	-4.53	14.37	27.35
707.5	V	21.80	3.06	-4.53	14.21	26.36
711.0	H	22.66	3.10	-4.63	14.93	31.12
711.0	V	21.29	3.10	-4.63	13.56	22.70

* 10 BW 1 RB size / 0 Offset for B12

LTE band 12 (10 MHz – 16QAM)

Frequency (MHz)	Ant. Pol. (H/V)	S.G level + Amp. (dB m)	Cable loss (dB)	Ant. gain (dB d)	E.R.P.	
					(dB m)	(mW)
704.0	H	19.01	2.96	-4.29	11.76	15.00
704.0	V	20.80	2.96	-4.29	13.55	22.65
707.5	H	21.44	3.06	-4.53	13.85	24.27
707.5	V	21.27	3.06	-4.53	13.68	23.33
711.0	H	21.85	3.10	-4.63	14.12	25.82
711.0	V	20.13	3.10	-4.63	12.40	17.38

* 10 BW 1 RB size / 0 Offset for B12

The results of this test report are effective only to the items tested. The SGS Korea is not responsible for the sampling, the results of this test report apply to the sample as received. This test report cannot be reproduced, except in full, without prior written permission of the Company. This test report does not assure KOLAS accreditation.

LTE band 25/2 (1.4 MHz – QPSK)

Frequency (MHz)	Ant. Pol. (H/V)	S.G level + Amp. (dB m)	Cable loss (dB)	Ant. gain (dB i)	E.I.R.P.	
					(dB m)	(mW)
1 850.7	H	12.24	4.33	8.53	16.44	44.06
1 850.7	V	23.51	4.33	8.53	27.71	590.20
1 882.5	H	17.36	4.34	8.64	21.66	146.55
1 882.5	V	22.18	4.34	8.64	26.48	444.63
1 914.3	H	14.33	4.37	8.55	18.51	70.96
1 914.3	V	21.08	4.37	8.55	25.26	335.74

* 1.4 BW 1 RB size / 0 Offset for B25/2

LTE band 25/2 (1.4 MHz – 16QAM)

Frequency (MHz)	Ant. Pol. (H/V)	S.G level + Amp. (dB m)	Cable loss (dB)	Ant. gain (dB i)	E.I.R.P.	
					(dB m)	(mW)
1 850.7	H	11.69	4.33	8.53	15.89	38.82
1 850.7	V	22.86	4.33	8.53	27.06	508.16
1 882.5	H	16.72	4.34	8.64	21.02	126.47
1 882.5	V	21.28	4.34	8.64	25.58	361.41
1 914.3	H	12.52	4.37	8.55	16.70	46.77
1 914.3	V	20.11	4.37	8.55	24.29	268.53

* 1.4 BW 1 RB size / 0 Offset for B25/2

LTE band 25/2 (3 MHz – QPSK)

Frequency (MHz)	Ant. Pol. (H/V)	S.G level + Amp. (dB m)	Cable loss (dB)	Ant. gain (dB i)	E.I.R.P.	
					(dB m)	(mW)
1 851.5	H	12.91	4.33	8.54	17.12	51.52
1 851.5	V	23.52	4.33	8.54	27.73	592.93
1 882.5	H	17.87	4.34	8.64	22.17	164.82
1 882.5	V	22.21	4.34	8.64	26.51	447.71
1 913.5	H	13.87	4.37	8.56	18.06	63.97
1 913.5	V	21.50	4.37	8.56	25.69	370.68

* 3 BW 1 RB size / 0 Offset for B25/2

The results of this test report are effective only to the items tested. The SGS Korea is not responsible for the sampling, the results of this test report apply to the sample as received. This test report cannot be reproduced, except in full, without prior written permission of the Company. This test report does not assure KOLAS accreditation.

LTE band 25/2 (3 MHz – 16QAM)

Frequency (MHz)	Ant. Pol. (H/V)	S.G level + Amp. (dB m)	Cable loss (dB)	Ant. gain (dB i)	E.I.R.P.	
					(dB m)	(mW)
1 851.5	H	12.31	4.33	8.54	16.52	44.87
1 851.5	V	22.95	4.33	8.54	27.16	520.00
1 882.5	H	17.17	4.34	8.64	21.47	140.28
1 882.5	V	21.35	4.34	8.64	25.65	367.28
1 913.5	H	13.12	4.37	8.56	17.31	53.83
1 913.5	V	20.22	4.37	8.56	24.41	276.06

* 3 BW 1 RB size / 0 Offset for B25/2

LTE band 25/2 (5 MHz – QPSK)

Frequency (MHz)	Ant. Pol. (H/V)	S.G level + Amp. (dB m)	Cable loss (dB)	Ant. gain (dB i)	E.I.R.P.	
					(dB m)	(mW)
1 852.5	H	12.86	4.33	8.54	17.07	50.93
1 852.5	V	23.52	4.33	8.54	27.73	592.93
1 882.5	H	17.79	4.34	8.64	22.09	161.81
1 882.5	V	22.08	4.34	8.64	26.38	434.51
1 912.5	H	13.10	4.37	8.57	17.30	53.70
1 912.5	V	21.12	4.37	8.57	25.32	340.41

* 5 BW 1 RB size / 0 Offset for B25/2

LTE band 25/2 (5 MHz – 16QAM)

Frequency (MHz)	Ant. Pol. (H/V)	S.G level + Amp. (dB m)	Cable loss (dB)	Ant. gain (dB i)	E.I.R.P.	
					(dB m)	(mW)
1 852.5	H	11.45	4.33	8.54	15.66	36.81
1 852.5	V	22.81	4.33	8.54	27.02	503.50
1 882.5	H	16.74	4.34	8.64	21.04	127.06
1 882.5	V	21.19	4.34	8.64	25.49	354.00
1 912.5	H	12.27	4.37	8.57	16.47	44.36
1 912.5	V	20.42	4.37	8.57	24.62	289.73

* 5 BW 1 RB size / 0 Offset for B25/2

The results of this test report are effective only to the items tested. The SGS Korea is not responsible for the sampling, the results of this test report apply to the sample as received. This test report cannot be reproduced, except in full, without prior written permission of the Company. This test report does not assure KOLAS accreditation.

LTE band 25/2 (10 MHz – QPSK)

Frequency (MHz)	Ant. Pol. (H/V)	S.G level + Amp. (dB m)	Cable loss (dB)	Ant. gain (dB i)	E.I.R.P.	
					(dB m)	(mW)
1 855.0	H	12.92	4.33	8.55	17.14	51.76
1 855.0	V	23.60	4.33	8.55	27.82	605.34
1 882.5	H	17.92	4.34	8.64	22.22	166.72
1 882.5	V	22.22	4.34	8.64	26.52	448.75
1 910.0	H	11.64	4.36	8.59	15.87	38.64
1 910.0	V	21.52	4.36	8.59	25.75	375.84

* 10 BW 1 RB size / 0 Offset for B25/2

LTE band 25/2 (10 MHz – 16QAM)

Frequency (MHz)	Ant. Pol. (H/V)	S.G level + Amp. (dB m)	Cable loss (dB)	Ant. gain (dB i)	E.I.R.P.	
					(dB m)	(mW)
1 855.0	H	11.68	4.33	8.55	15.90	38.90
1 855.0	V	22.06	4.33	8.55	26.28	424.62
1 882.5	H	16.83	4.34	8.64	21.13	129.72
1 882.5	V	21.70	4.34	8.64	26.00	398.11
1 910.0	H	10.50	4.36	8.59	14.73	29.72
1 910.0	V	20.59	4.36	8.59	24.82	303.39

* 10 BW 1 RB size / 0 Offset for B25/2

LTE band 25/2 (15 MHz – QPSK)

Frequency (MHz)	Ant. Pol. (H/V)	S.G level + Amp. (dB m)	Cable loss (dB)	Ant. gain (dB i)	E.I.R.P.	
					(dB m)	(mW)
1 857.5	H	13.31	4.33	8.55	17.53	56.62
1 857.5	V	23.38	4.33	8.55	27.60	575.44
1 882.5	H	18.02	4.34	8.64	22.32	170.61
1 882.5	V	22.29	4.34	8.64	26.59	456.04
1 907.5	H	12.24	4.36	8.62	16.50	44.67
1 907.5	V	21.79	4.36	8.62	26.05	402.72

* 15 BW 1 RB size / 0 Offset for B25/2

The results of this test report are effective only to the items tested. The SGS Korea is not responsible for the sampling, the results of this test report apply to the sample as received. This test report cannot be reproduced, except in full, without prior written permission of the Company. This test report does not assure KOLAS accreditation.

LTE band 25/2 (15 MHz – 16QAM)

Frequency (MHz)	Ant. Pol. (H/V)	S.G level + Amp. (dB m)	Cable loss (dB)	Ant. gain (dB i)	E.I.R.P.	
					(dB m)	(mW)
1 857.5	H	11.46	4.33	8.55	15.68	36.98
1 857.5	V	22.23	4.33	8.55	26.45	441.57
1 882.5	H	17.04	4.34	8.64	21.34	136.14
1 882.5	V	22.08	4.34	8.64	26.38	434.51
1 907.5	H	11.43	4.36	8.62	15.69	37.07
1 907.5	V	20.74	4.36	8.62	25.00	316.23

* 15 BW 1 RB size / 0 Offset for B25/2

LTE band 25/2 (20 MHz – QPSK)

Frequency (MHz)	Ant. Pol. (H/V)	S.G level + Amp. (dB m)	Cable loss (dB)	Ant. gain (dB i)	E.I.R.P.	
					(dB m)	(mW)
1 860.0	H	13.32	4.33	8.56	17.55	56.89
1 860.0	V	23.21	4.33	8.56	27.44	554.63
1 882.5	H	17.97	4.34	8.64	22.27	168.66
1 882.5	V	22.40	4.34	8.64	26.70	467.74
1 905.0	H	14.32	4.36	8.64	18.60	72.44
1 905.5	V	21.66	4.36	8.64	25.94	392.64

* 20 BW 1 RB size / 0 Offset for B25/2

LTE band 25/2 (20 MHz – 16QAM)

Frequency (MHz)	Ant. Pol. (H/V)	S.G level + Amp. (dB m)	Cable loss (dB)	Ant. gain (dB i)	E.I.R.P.	
					(dB m)	(mW)
1 860.0	H	12.53	4.33	8.56	16.76	47.42
1 860.0	V	22.71	4.33	8.56	26.94	494.31
1 882.5	H	17.44	4.34	8.64	21.74	149.28
1 882.5	V	21.71	4.34	8.64	26.01	399.02
1 905.0	H	13.28	4.36	8.64	17.56	57.02
1 905.5	V	20.94	4.36	8.64	25.22	332.66

* 20 BW 1 RB size / 0 Offset for B25/2

The results of this test report are effective only to the items tested. The SGS Korea is not responsible for the sampling, the results of this test report apply to the sample as received. This test report cannot be reproduced, except in full, without prior written permission of the Company. This test report does not assure KOLAS accreditation.

LTE band 26/5 (1.4 MHz – QPSK)

Frequency (MHz)	Ant. Pol. (H/V)	S.G level + Amp. (dB m)	Cable loss (dB)	Ant. gain (dB d)	E.R.P.	
					(dB m)	(mW)
824.70	H	21.54	3.26	-4.93	13.35	21.63
824.70	V	22.50	3.26	-4.93	14.31	26.98
836.50	H	21.51	3.45	-5.15	12.91	19.54
836.50	V	21.35	3.45	-5.15	12.75	18.84
848.30	H	21.77	3.52	-4.09	14.16	26.06
848.30	V	20.99	3.52	-4.09	13.38	21.78

* 1.4 BW 1 RB size / 0 Offset for B26/5

LTE band 26/5 (1.4 MHz – 16QAM)

Frequency (MHz)	Ant. Pol. (H/V)	S.G level + Amp. (dB m)	Cable loss (dB)	Ant. gain (dB d)	E.R.P.	
					(dB m)	(mW)
824.70	H	21.07	3.26	-4.93	12.88	19.41
824.70	V	21.22	3.26	-4.93	13.03	20.09
836.50	H	20.52	3.45	-5.15	11.92	15.56
836.50	V	21.12	3.45	-5.15	12.52	17.86
848.30	H	20.42	3.52	-4.09	12.81	19.10
848.30	V	20.08	3.52	-4.09	12.47	17.66

* 1.4 BW 1 RB size / 0 Offset for B26/5

LTE band 26/5 (3 MHz – QPSK)

Frequency (MHz)	Ant. Pol. (H/V)	S.G level + Amp. (dB m)	Cable loss (dB)	Ant. gain (dB d)	E.R.P.	
					(dB m)	(mW)
825.50	H	21.75	3.28	-5.05	13.42	21.98
825.50	V	22.59	3.28	-5.05	14.26	26.67
836.50	H	21.35	3.45	-5.15	12.75	18.84
836.50	V	21.18	3.45	-5.15	12.58	18.11
847.50	H	21.93	3.52	-4.16	14.25	26.61
847.50	V	20.88	3.52	-4.16	13.20	20.89

* 3 BW 1 RB size / 0 Offset for B26/5

The results of this test report are effective only to the items tested. The SGS Korea is not responsible for the sampling, the results of this test report apply to the sample as received. This test report cannot be reproduced, except in full, without prior written permission of the Company. This test report does not assure KOLAS accreditation.

LTE band 26/5 (3 MHz – 16QAM)

Frequency (MHz)	Ant. Pol. (H/V)	S.G level + Amp. (dB m)	Cable loss (dB)	Ant. gain (dB d)	E.R.P.	
					(dB m)	(mW)
825.50	H	20.55	3.28	-5.05	12.22	16.67
825.50	V	21.92	3.28	-5.05	13.59	22.86
836.50	H	20.12	3.45	-5.15	11.52	14.19
836.50	V	20.62	3.45	-5.15	12.02	15.92
847.50	H	21.02	3.52	-4.16	13.34	21.58
847.50	V	19.71	3.52	-4.16	12.03	15.96

* 3 BW 1 RB size / 0 Offset for B26/5

LTE band 26/5 (5 MHz – QPSK)

Frequency (MHz)	Ant. Pol. (H/V)	S.G level + Amp. (dB m)	Cable loss (dB)	Ant. gain (dB d)	E.R.P.	
					(dB m)	(mW)
826.50	H	21.68	3.31	-5.20	13.17	20.75
826.50	V	22.71	3.31	-5.20	14.20	26.30
836.50	H	21.31	3.45	-5.15	12.71	18.66
836.50	V	21.39	3.45	-5.15	12.79	19.01
846.50	H	21.30	3.51	-4.25	13.54	22.59
846.50	V	20.61	3.51	-4.25	12.85	19.28

* 5 BW 1 RB size / 0 Offset for B26/5

LTE band 26/5 (5 MHz – 16QAM)

Frequency (MHz)	Ant. Pol. (H/V)	S.G level + Amp. (dB m)	Cable loss (dB)	Ant. gain (dB d)	E.R.P.	
					(dB m)	(mW)
826.50	H	20.59	3.31	-5.20	12.08	16.14
826.50	V	21.48	3.31	-5.20	12.97	19.82
836.50	H	20.56	3.45	-5.15	11.96	15.70
836.50	V	20.72	3.45	-5.15	12.12	16.29
846.50	H	20.91	3.51	-4.25	13.15	20.65
846.50	V	20.01	3.51	-4.25	12.25	16.79

* 5 BW 1 RB size / 0 Offset for B26/5

The results of this test report are effective only to the items tested. The SGS Korea is not responsible for the sampling, the results of this test report apply to the sample as received. This test report cannot be reproduced, except in full, without prior written permission of the Company. This test report does not assure KOLAS accreditation.

LTE band 26/5 (10 MHz – QPSK)

Frequency (MHz)	Ant. Pol. (H/V)	S.G level + Amp. (dB m)	Cable loss (dB)	Ant. gain (dB d)	E.R.P.	
					(dB m)	(mW)
829.00	H	22.76	3.38	-5.58	13.80	23.99
829.00	V	24.20	3.38	-5.58	15.24	33.42
836.50	H	21.35	3.45	-5.15	12.75	18.84
836.50	V	21.59	3.45	-5.15	12.99	19.91
844.00	H	21.17	3.49	-4.48	13.20	20.89
844.00	V	20.78	3.49	-4.48	12.81	19.10

* 10 BW 1 RB size / 0 Offset for B26/5

LTE band 26/5 (10 MHz – 16QAM)

Frequency (MHz)	Ant. Pol. (H/V)	S.G level + Amp. (dB m)	Cable loss (dB)	Ant. gain (dB d)	E.R.P.	
					(dB m)	(mW)
829.00	H	21.98	3.38	-5.58	13.02	20.04
829.00	V	23.08	3.38	-5.58	14.12	25.82
836.50	H	20.47	3.45	-5.15	11.87	15.38
836.50	V	21.31	3.45	-5.15	12.71	18.66
844.00	H	20.42	3.49	-4.48	12.45	17.58
844.00	V	19.68	3.49	-4.48	11.71	14.83

* 10 BW 1 RB size / 0 Offset for B26/5

LTE band 26 (15 MHz – QPSK)

Frequency (MHz)	Ant. Pol. (H/V)	S.G level + Amp. (dB m)	Cable loss (dB)	Ant. gain (dB d)	E.R.P.	
					(dB m)	(mW)
831.50	H	22.91	3.42	-5.59	13.90	24.55
831.50	V	24.03	3.42	-5.59	15.02	31.77
841.50	H	20.62	3.48	-4.70	12.44	17.54
841.50	V	20.43	3.48	-4.70	12.25	16.79

* 15 BW 1 RB size / 0 Offset for B26

The results of this test report are effective only to the items tested. The SGS Korea is not responsible for the sampling, the results of this test report apply to the sample as received. This test report cannot be reproduced, except in full, without prior written permission of the Company. This test report does not assure KOLAS accreditation.

LTE band 26 (15 MHz – 16QAM)

Frequency (MHz)	Ant. Pol. (H/V)	S.G level + Amp. (dB m)	Cable loss (dB)	Ant. gain (dB d)	E.R.P.	
					(dB m)	(mW)
831.50	H	22.27	3.42	-5.59	13.26	21.18
831.50	V	23.52	3.42	-5.59	14.51	28.25
841.50	H	19.28	3.48	-4.70	11.10	12.88
841.50	V	19.45	3.48	-4.70	11.27	13.40

* 15 BW 1 RB size / 0 Offset for B26

The results of this test report are effective only to the items tested. The SGS Korea is not responsible for the sampling, the results of this test report apply to the sample as received. This test report cannot be reproduced, except in full, without prior written permission of the Company. This test report does not assure KOLAS accreditation.

SGS Korea Co., Ltd. (Gunpo Laboratory) 4, LS-ro 182beon-gil, Gunpo-si, Gyeonggi-do, Korea, 15807 <http://www.sgsgroup.kr>

LTE band 41 (5 MHz – QPSK)

Frequency (MHz)	Ant. Pol. (H/V)	S.G level + Amp. (dB m)	Cable loss (dB)	Ant. gain (dB i)	E.I.R.P.	
					(dB m)	(mW)
2 498.5	H	16.12	4.81	9.14	20.45	110.92
2 498.5	V	8.65	4.81	9.14	12.98	19.86
2 593.0	H	18.14	4.94	8.93	22.13	163.31
2 593.0	V	11.02	4.94	8.93	15.01	31.70
2 687.5	H	10.67	5.02	9.07	14.72	29.65
2 687.5	V	8.98	5.02	9.07	13.03	20.09

* 5 BW 1 RB size / 0 Offset for B41

LTE band 41 (5 MHz – 16QAM)

Frequency (MHz)	Ant. Pol. (H/V)	S.G level + Amp. (dB m)	Cable loss (dB)	Ant. gain (dB i)	E.I.R.P.	
					(dB m)	(mW)
2 498.5	H	12.88	4.81	9.14	17.21	52.60
2 498.5	V	5.87	4.81	9.14	10.20	10.47
2 593.0	H	17.82	4.94	8.93	21.81	151.71
2 593.0	V	10.73	4.94	8.93	14.72	29.65
2 687.5	H	10.41	5.02	9.07	14.46	27.93
2 687.5	V	9.09	5.02	9.07	13.14	20.61

* 5 BW 1 RB size / 0 Offset for B41

LTE band 41 (10 MHz – QPSK)

Frequency (MHz)	Ant. Pol. (H/V)	S.G level + Amp. (dB m)	Cable loss (dB)	Ant. gain (dB i)	E.I.R.P.	
					(dB m)	(mW)
2 501.0	H	12.52	4.81	9.14	16.85	48.42
2 501.0	V	5.70	4.81	9.14	10.03	10.07
2 593.0	H	16.41	4.94	8.93	20.40	109.65
2 593.0	V	9.68	4.94	8.93	13.67	23.28
2 685.0	H	11.93	5.02	9.06	15.97	39.54
2 685.0	V	10.13	5.02	9.06	14.17	26.12

* 10 BW 1 RB size / 0 Offset for B41

The results of this test report are effective only to the items tested. The SGS Korea is not responsible for the sampling, the results of this test report apply to the sample as received. This test report cannot be reproduced, except in full, without prior written permission of the Company. This test report does not assure KOLAS accreditation.

LTE band 41 (10 MHz – 16QAM)

Frequency (MHz)	Ant. Pol. (H/V)	S.G level + Amp. (dB m)	Cable loss (dB)	Ant. gain (dB i)	E.I.R.P.	
					(dB m)	(mW)
2 501.0	H	11.74	4.81	9.14	16.07	40.46
2 501.0	V	4.51	4.81	9.14	8.84	7.66
2 593.0	H	15.99	4.94	8.93	19.98	99.54
2 593.0	V	9.09	4.94	8.93	13.08	20.32
2 685.0	H	10.83	5.02	9.06	14.87	30.69
2 685.0	V	8.80	5.02	9.06	12.84	19.23

* 10 BW 1 RB size / 0 Offset for B41

LTE band 41 (15 MHz – QPSK)

Frequency (MHz)	Ant. Pol. (H/V)	S.G level + Amp. (dB m)	Cable loss (dB)	Ant. gain (dB i)	E.I.R.P.	
					(dB m)	(mW)
2 503.5	H	12.97	4.81	9.13	17.29	53.58
2 503.5	V	5.88	4.81	9.13	10.20	10.47
2 593.0	H	15.54	4.94	8.93	19.53	89.74
2 593.0	V	8.78	4.94	8.93	12.77	18.92
2 682.5	H	11.39	5.02	9.06	15.43	34.91
2 682.5	V	9.49	5.02	9.06	13.53	22.54

* 15 BW 1 RB size / 0 Offset for B41

LTE band 41 (15 MHz – 16QAM)

Frequency (MHz)	Ant. Pol. (H/V)	S.G level + Amp. (dB m)	Cable loss (dB)	Ant. gain (dB i)	E.I.R.P.	
					(dB m)	(mW)
2 503.5	H	11.74	4.81	9.13	16.06	40.36
2 503.5	V	5.68	4.81	9.13	10.00	10.00
2 593.0	H	14.82	4.94	8.93	18.81	76.03
2 593.0	V	8.48	4.94	8.93	12.47	17.66
2 682.5	H	10.46	5.02	9.06	14.50	28.18
2 682.5	V	8.39	5.02	9.06	12.43	17.50

* 15 BW 1 RB size / 0 Offset for B41

The results of this test report are effective only to the items tested. The SGS Korea is not responsible for the sampling, the results of this test report apply to the sample as received. This test report cannot be reproduced, except in full, without prior written permission of the Company. This test report does not assure KOLAS accreditation.

LTE band 41 (20 MHz – QPSK)

Frequency (MHz)	Ant. Pol. (H/V)	S.G level + Amp. (dB m)	Cable loss (dB)	Ant. gain (dB i)	E.I.R.P.	
					(dB m)	(mW)
2 506.0	H	13.11	4.82	9.13	17.42	55.21
2 506.0	V	6.24	4.82	9.13	10.55	11.35
2 593.0	H	15.22	4.94	8.93	19.21	83.37
2 593.0	V	8.47	4.94	8.93	12.46	17.62
2 680.0	H	11.69	5.01	9.05	15.73	37.41
2 680.0	V	9.66	5.01	9.05	13.70	23.44

* 20 BW 1 RB size / 0 Offset for B41

LTE band 41 (20 MHz – 16QAM)

Frequency (MHz)	Ant. Pol. (H/V)	S.G level + Amp. (dB m)	Cable loss (dB)	Ant. gain (dB i)	E.I.R.P.	
					(dB m)	(mW)
2 506.0	H	11.86	4.82	9.13	16.17	41.40
2 506.0	V	5.55	4.82	9.13	9.86	9.68
2 593.0	H	14.74	4.94	8.93	18.73	74.64
2 593.0	V	8.21	4.94	8.93	12.20	16.60
2 680.0	H	11.17	5.01	9.05	15.21	33.19
2 680.0	V	9.21	5.01	9.05	13.25	21.13

* 20 BW 1 RB size / 0 Offset for B41

The results of this test report are effective only to the items tested. The SGS Korea is not responsible for the sampling, the results of this test report apply to the sample as received. This test report cannot be reproduced, except in full, without prior written permission of the Company. This test report does not assure KOLAS accreditation.

LTE band 66/4 (1.4 MHz – QPSK)

Frequency (MHz)	Ant. Pol. (H/V)	S.G level + Amp. (dB m)	Cable loss (dB)	Ant. gain (dB i)	E.I.R.P.	
					(dB m)	(mW)
1 710.7	H	19.09	4.14	8.51	23.46	221.82
1 710.7	V	20.35	4.14	8.51	24.72	296.48
1 745.0	H	20.98	4.20	8.46	25.24	334.20
1 745.0	V	22.48	4.20	8.46	26.74	472.06
1 779.3	H	20.44	4.26	8.40	24.58	287.08
1 779.3	V	23.42	4.26	8.40	27.56	570.16

* 1.4 BW 1 RB size / 0 Offset for B66/4

LTE band 66/4 (1.4 MHz – 16QAM)

Frequency (MHz)	Ant. Pol. (H/V)	S.G level + Amp. (dB m)	Cable loss (dB)	Ant. gain (dB i)	E.I.R.P.	
					(dB m)	(mW)
1 710.7	H	18.92	4.14	8.51	23.29	213.30
1 710.7	V	19.42	4.14	8.51	23.79	239.33
1 745.0	H	20.00	4.20	8.46	24.26	266.69
1 745.0	V	21.91	4.20	8.46	26.17	414.00
1 779.3	H	19.97	4.26	8.40	24.11	257.63
1 779.3	V	22.29	4.26	8.40	26.43	439.54

* 1.4 BW 1 RB size / 0 Offset for B66/4

LTE band 66/4 (3 MHz – QPSK)

Frequency (MHz)	Ant. Pol. (H/V)	S.G level + Amp. (dB m)	Cable loss (dB)	Ant. gain (dB i)	E.I.R.P.	
					(dB m)	(mW)
1 711.5	H	19.48	4.14	8.51	23.85	242.66
1 711.5	V	20.45	4.14	8.51	24.82	303.39
1 745.0	H	22.08	4.20	8.46	26.34	430.53
1 745.0	V	22.69	4.20	8.46	26.95	495.45
1 778.5	H	20.18	4.26	8.40	24.32	270.40
1 778.5	V	23.31	4.26	8.40	27.45	555.90

* 3 BW 1 RB size / 0 Offset for B66/4

The results of this test report are effective only to the items tested. The SGS Korea is not responsible for the sampling, the results of this test report apply to the sample as received. This test report cannot be reproduced, except in full, without prior written permission of the Company. This test report does not assure KOLAS accreditation.

LTE band 66/4 (3 MHz – 16QAM)

Frequency (MHz)	Ant. Pol. (H/V)	S.G level + Amp. (dB m)	Cable loss (dB)	Ant. gain (dB i)	E.I.R.P.	
					(dB m)	(mW)
1 711.5	H	17.76	4.14	8.51	22.13	163.31
1 711.5	V	19.64	4.14	8.51	24.01	251.77
1 745.0	H	20.83	4.20	8.46	25.09	322.85
1 745.0	V	21.69	4.20	8.46	25.95	393.55
1 778.5	H	19.85	4.26	8.40	23.99	250.61
1 778.5	V	22.12	4.26	8.40	26.26	422.67

* 3 BW 1 RB size / 0 Offset for B66/4

LTE band 66/4 (5 MHz – QPSK)

Frequency (MHz)	Ant. Pol. (H/V)	S.G level + Amp. (dB m)	Cable loss (dB)	Ant. gain (dB i)	E.I.R.P.	
					(dB m)	(mW)
1 712.5	H	19.25	4.14	8.51	23.62	230.14
1 712.5	V	20.67	4.14	8.51	25.04	319.15
1 745.0	H	21.26	4.20	8.46	25.52	356.45
1 745.0	V	22.48	4.20	8.46	26.74	472.06
1 777.5	H	20.06	4.26	8.40	24.20	263.03
1 777.5	V	22.88	4.26	8.40	27.02	503.50

* 5 BW 1 RB size / 0 Offset for B66/4

LTE band 66/4 (5 MHz – 16QAM)

Frequency (MHz)	Ant. Pol. (H/V)	S.G level + Amp. (dB m)	Cable loss (dB)	Ant. gain (dB i)	E.I.R.P.	
					(dB m)	(mW)
1 712.5	H	18.67	4.14	8.51	23.04	201.37
1 712.5	V	19.27	4.14	8.51	23.64	231.21
1 745.0	H	19.14	4.20	8.46	23.40	218.78
1 745.0	V	21.02	4.20	8.46	25.28	337.29
1 777.5	H	19.49	4.26	8.40	23.63	230.67
1 777.5	V	22.00	4.26	8.40	26.14	411.15

* 5 BW 1 RB size / 0 Offset for B66/4

The results of this test report are effective only to the items tested. The SGS Korea is not responsible for the sampling, the results of this test report apply to the sample as received. This test report cannot be reproduced, except in full, without prior written permission of the Company. This test report does not assure KOLAS accreditation.

LTE band 66/4 (10 MHz – QPSK)

Frequency (MHz)	Ant. Pol. (H/V)	S.G level + Amp. (dB m)	Cable loss (dB)	Ant. gain (dB i)	E.I.R.P.	
					(dB m)	(mW)
1 715.0	H	19.47	4.15	8.50	23.82	240.99
1 715.0	V	20.73	4.15	8.50	25.08	322.11
1 745.0	H	21.44	4.20	8.46	25.70	371.54
1 745.0	V	22.76	4.20	8.46	27.02	503.50
1 775.0	H	20.53	4.26	8.41	24.68	293.76
1 775.0	V	23.18	4.26	8.41	27.33	540.75

* 10 BW 1 RB size / 0 Offset for B66/4

LTE band 66/4 (10 MHz – 16QAM)

Frequency (MHz)	Ant. Pol. (H/V)	S.G level + Amp. (dB m)	Cable loss (dB)	Ant. gain (dB i)	E.I.R.P.	
					(dB m)	(mW)
1 715.0	H	18.59	4.15	8.50	22.94	196.79
1 715.0	V	19.95	4.15	8.50	24.30	269.15
1 745.0	H	21.13	4.20	8.46	25.39	345.94
1 745.0	V	22.08	4.20	8.46	26.34	430.53
1 775.0	H	20.07	4.26	8.41	24.22	264.24
1 775.0	V	22.44	4.26	8.41	26.59	456.04

* 10 BW 1 RB size / 0 Offset for B66/4

LTE band 66/4 (15 MHz – QPSK)

Frequency (MHz)	Ant. Pol. (H/V)	S.G level + Amp. (dB m)	Cable loss (dB)	Ant. gain (dB i)	E.I.R.P.	
					(dB m)	(mW)
1 717.5	H	19.59	4.15	8.50	23.94	247.74
1 717.5	V	20.94	4.15	8.50	25.29	338.06
1 745.0	H	21.21	4.20	8.46	25.47	352.37
1 745.0	V	22.39	4.20	8.46	26.65	462.38
1 772.5	H	20.95	4.25	8.41	25.11	324.34
1 772.5	V	23.32	4.25	8.41	27.48	559.76

* 15 BW 1 RB size / 0 Offset for B66/4

The results of this test report are effective only to the items tested. The SGS Korea is not responsible for the sampling, the results of this test report apply to the sample as received. This test report cannot be reproduced, except in full, without prior written permission of the Company. This test report does not assure KOLAS accreditation.

LTE band 66/4 (15 MHz – 16QAM)

Frequency (MHz)	Ant. Pol. (H/V)	S.G level + Amp. (dB m)	Cable loss (dB)	Ant. gain (dB i)	E.I.R.P.	
					(dB m)	(mW)
1 717.5	H	19.20	4.15	8.50	23.55	226.46
1 717.5	V	19.61	4.15	8.50	23.96	248.89
1 745.0	H	21.08	4.20	8.46	25.34	341.98
1 745.0	V	22.30	4.20	8.46	26.56	452.90
1 772.5	H	20.01	4.25	8.41	24.17	261.22
1 772.5	V	22.36	4.25	8.41	26.52	448.75

* 15 BW 1 RB size / 0 Offset for B66/4

LTE band 66/4 (20 MHz – QPSK)

Frequency (MHz)	Ant. Pol. (H/V)	S.G level + Amp. (dB m)	Cable loss (dB)	Ant. gain (dB i)	E.I.R.P.	
					(dB m)	(mW)
1 720.0	H	19.88	4.16	8.50	24.22	264.24
1 720.0	V	21.42	4.16	8.50	25.76	376.70
1 745.0	H	21.25	4.20	8.46	25.51	355.63
1 745.0	V	22.09	4.20	8.46	26.35	431.52
1 770.0	H	20.89	4.25	8.41	25.05	319.89
1 770.0	V	23.22	4.25	8.41	27.38	547.02

* 20 BW 1 RB size / 0 Offset for B66/4

LTE band 66/4 (20 MHz – 16QAM)

Frequency (MHz)	Ant. Pol. (H/V)	S.G level + Amp. (dB m)	Cable loss (dB)	Ant. gain (dB i)	E.I.R.P.	
					(dB m)	(mW)
1 720.0	H	19.02	4.16	8.50	23.36	216.77
1 720.0	V	19.90	4.16	8.50	24.24	265.46
1 745.0	H	19.40	4.20	8.46	23.66	232.27
1 745.0	V	20.99	4.20	8.46	25.25	334.97
1 770.0	H	20.30	4.25	8.41	24.46	279.25
1 770.0	V	22.14	4.25	8.41	26.30	426.58

* 20 BW 1 RB size / 0 Offset for B66/4

The results of this test report are effective only to the items tested. The SGS Korea is not responsible for the sampling, the results of this test report apply to the sample as received. This test report cannot be reproduced, except in full, without prior written permission of the Company. This test report does not assure KOLAS accreditation.

LTE band 71 (5 MHz – QPSK)

Frequency (MHz)	Ant. Pol. (H/V)	S.G level + Amp. (dB m)	Cable loss (dB)	Ant. gain (dB d)	E.R.P.	
					(dB m)	(mW)
665.5	H	17.68	2.97	-3.95	10.76	11.91
665.5	V	19.08	2.97	-3.95	12.16	16.44
680.5	H	17.17	2.87	-3.49	10.81	12.05
680.5	V	20.43	2.87	-3.49	14.07	25.53
695.5	H	15.79	2.90	-3.71	9.18	8.28
695.5	V	16.99	2.90	-3.71	10.38	10.91

* 5 BW 1 RB size / 0 Offset for B71

LTE band 71 (5 MHz – 16QAM)

Frequency (MHz)	Ant. Pol. (H/V)	S.G level + Amp. (dB m)	Cable loss (dB)	Ant. gain (dB d)	E.R.P.	
					(dB m)	(mW)
665.5	H	16.00	2.97	-3.95	9.08	8.09
665.5	V	17.87	2.97	-3.95	10.95	12.45
680.5	H	16.34	2.87	-3.49	9.98	9.95
680.5	V	19.33	2.87	-3.49	12.97	19.82
695.5	H	14.23	2.90	-3.71	7.62	5.78
695.5	V	16.04	2.90	-3.71	9.43	8.77

* 5 BW 1 RB size / 0 Offset for B71

LTE band 71 (10 MHz – QPSK)

Frequency (MHz)	Ant. Pol. (H/V)	S.G level + Amp. (dB m)	Cable loss (dB)	Ant. gain (dB d)	E.R.P.	
					(dB m)	(mW)
668.0	H	17.40	2.93	-3.79	10.68	11.69
668.0	V	19.72	2.93	-3.79	13.00	19.95
680.5	H	17.38	2.87	-3.49	11.02	12.65
680.5	V	20.47	2.87	-3.49	14.11	25.76
693.0	H	16.47	2.92	-3.53	10.02	10.05
693.0	V	17.76	2.92	-3.53	11.31	13.52

* 10 BW 1 RB size / 0 Offset for B71

The results of this test report are effective only to the items tested. The SGS Korea is not responsible for the sampling, the results of this test report apply to the sample as received. This test report cannot be reproduced, except in full, without prior written permission of the Company. This test report does not assure KOLAS accreditation.

LTE band 71 (10 MHz – 16QAM)

Frequency (MHz)	Ant. Pol. (H/V)	S.G level + Amp. (dB m)	Cable loss (dB)	Ant. gain (dB d)	E.R.P.	
					(dB m)	(mW)
668.0	H	16.74	2.93	-3.79	10.02	10.05
668.0	V	18.80	2.93	-3.79	12.08	16.14
680.5	H	16.67	2.87	-3.49	10.31	10.74
680.5	V	19.47	2.87	-3.49	13.11	20.46
693.0	H	15.51	2.92	-3.53	9.06	8.05
693.0	V	17.06	2.92	-3.53	10.61	11.51

* 10 BW 1 RB size / 0 Offset for B71

LTE band 71 (15 MHz – QPSK)

Frequency (MHz)	Ant. Pol. (H/V)	S.G level + Amp. (dB m)	Cable loss (dB)	Ant. gain (dB d)	E.R.P.	
					(dB m)	(mW)
670.5	H	17.13	2.90	-3.66	10.57	11.40
670.5	V	19.73	2.90	-3.66	13.17	20.75
680.5	H	17.32	2.87	-3.49	10.96	12.47
680.5	V	20.28	2.87	-3.49	13.92	24.66
690.5	H	16.32	2.94	-3.36	10.02	10.05
690.5	V	17.89	2.94	-3.36	11.59	14.42

* 15 BW 1 RB size / 0 Offset for B71

LTE band 71 (15 MHz – 16QAM)

Frequency (MHz)	Ant. Pol. (H/V)	S.G level + Amp. (dB m)	Cable loss (dB)	Ant. gain (dB d)	E.R.P.	
					(dB m)	(mW)
670.5	H	16.27	2.90	-3.66	9.71	9.35
670.5	V	17.96	2.90	-3.66	11.40	13.80
680.5	H	17.01	2.87	-3.49	10.65	11.61
680.5	V	19.65	2.87	-3.49	13.29	21.33
690.5	H	15.61	2.94	-3.36	9.31	8.53
690.5	V	16.61	2.94	-3.36	10.31	10.74

* 15 BW 1 RB size / 0 Offset for B71

The results of this test report are effective only to the items tested. The SGS Korea is not responsible for the sampling, the results of this test report apply to the sample as received. This test report cannot be reproduced, except in full, without prior written permission of the Company. This test report does not assure KOLAS accreditation.

LTE band 71 (20 MHz – QPSK)

Frequency (MHz)	Ant. Pol. (H/V)	S.G level + Amp. (dB m)	Cable loss (dB)	Ant. gain (dB d)	E.R.P.	
					(dB m)	(mW)
673.0	H	16.88	2.89	-3.62	10.37	10.89
673.0	V	19.82	2.89	-3.62	13.31	21.43
680.5	H	17.19	2.87	-3.49	10.83	12.11
680.5	V	20.29	2.87	-3.49	13.93	24.72
688.0	H	16.49	2.93	-3.36	10.20	10.47
688.0	V	18.79	2.93	-3.36	12.50	17.78

* 20 BW 1 RB size / 0 Offset for B71

LTE band 71 (20 MHz – 16QAM)

Frequency (MHz)	Ant. Pol. (H/V)	S.G level + Amp. (dB m)	Cable loss (dB)	Ant. gain (dB d)	E.R.P.	
					(dB m)	(mW)
673.0	H	15.79	2.89	-3.62	9.28	8.47
673.0	V	19.15	2.89	-3.62	12.64	18.37
680.5	H	16.90	2.87	-3.49	10.54	11.32
680.5	V	19.67	2.87	-3.49	13.31	21.43
688.0	H	15.46	2.93	-3.36	9.17	8.26
688.0	V	17.92	2.93	-3.36	11.63	14.55

* 20 BW 1 RB size / 0 Offset for B71

Remark;

1. E.R.P. & E.I.R.P. = [S.G level + Amp.] (dB m) - Cable loss (dB) + Ant. gain (dB d/dB i)
2. This device was tested under all bandwidths, RB configurations and modulations.
3. The data reported in the table above was measured in worst case.

The results of this test report are effective only to the items tested. The SGS Korea is not responsible for the sampling, the results of this test report apply to the sample as received. This test report cannot be reproduced, except in full, without prior written permission of the Company. This test report does not assure KOLAS accreditation.

2.5. Spurious Radiated Emission

LTE band 12 (1.4 MHz – QPSK)

Frequency (MHz)	Ant. Pol. (H/V)	S.G level + Amp. (dB m)	Cable loss (dB)	Ant. gain (dB d)	E.R.P. (dB m)	Limit (dB m)	Margin (dB)
Low Channel (699.7 MHz)							
1 398.38	H	-52.12	3.57	6.13	-49.56	-13	36.56
1 398.51	V	-57.17	3.57	6.13	-54.61	-13	41.61
Middle Channel (707.5 MHz)							
1 414.13	H	-44.65	3.58	6.08	-42.15	-13	29.15
1 414.12	V	-51.02	3.58	6.08	-48.52	-13	35.52
High Channel (715.3 MHz)							
1 429.68	H	-50.79	3.60	6.02	-48.37	-13	35.37
1 429.65	V	-55.94	3.60	6.02	-53.52	-13	40.52

* 1.4 BW 1 RB size / 0 Offset for B12

LTE band 12 (3 MHz – QPSK)

Frequency (MHz)	Ant. Pol. (H/V)	S.G level + Amp. (dB m)	Cable loss (dB)	Ant. gain (dB d)	E.R.P. (dB m)	Limit (dB m)	Margin (dB)
Low Channel (700.5 MHz)							
1 398.65	H	-50.02	3.57	6.13	-47.46	-13	34.46
1 398.52	V	-55.12	3.57	6.13	-52.56	-13	39.56
Middle Channel (707.5 MHz)							
1 412.53	H	-45.97	3.58	6.08	-43.47	-13	30.47
1 412.46	V	-52.19	3.58	6.09	-49.68	-13	36.68
High Channel (714.5 MHz)							
1 426.42	H	-45.97	3.60	6.03	-43.54	-13	30.54
1 426.51	V	-51.41	3.60	6.03	-48.98	-13	35.98

* 3 BW 1 RB size / 0 Offset for B12

The results of this test report are effective only to the items tested. The SGS Korea is not responsible for the sampling, the results of this test report apply to the sample as received. This test report cannot be reproduced, except in full, without prior written permission of the Company. This test report does not assure KOLAS accreditation.

LTE band 12 (5 MHz – QPSK)

Frequency (MHz)	Ant. Pol. (H/V)	S.G level + Amp. (dB m)	Cable loss (dB)	Ant. gain (dB d)	E.R.P. (dB m)	Limit (dB m)	Margin (dB)
Low Channel (701.5 MHz)							
1 398.71	H	-50.00	3.57	6.13	-47.44	-13	34.44
1 398.61	V	-54.70	3.57	6.13	-52.14	-13	39.14
Middle Channel (707.5 MHz)							
1 410.71	H	-46.30	3.58	6.09	-43.79	-13	30.79
1 410.82	V	-51.94	3.58	6.09	-49.43	-13	36.43
High Channel (713.5 MHz)							
1 422.74	H	-44.64	3.59	6.05	-42.18	-13	29.18
1 422.77	V	-50.07	3.59	6.05	-47.61	-13	34.61

* 5 BW 1 RB size / 0 Offset for B12

LTE band 12 (10 MHz – QPSK)

Frequency (MHz)	Ant. Pol. (H/V)	S.G level + Amp. (dB m)	Cable loss (dB)	Ant. gain (dB d)	E.R.P. (dB m)	Limit (dB m)	Margin (dB)
Low Channel (704.0 MHz)							
1 398.99	H	-49.77	3.57	6.13	-47.21	-13	34.21
1 399.38	V	-55.07	3.57	6.13	-52.51	-13	39.51
Middle Channel (707.5 MHz)							
1 406.13	H	-48.70	3.58	6.11	-46.17	-13	33.17
1 406.26	V	-54.68	3.58	6.11	-52.15	-13	39.15
High Channel (711.0 MHz)							
1 413.25	H	-45.68	3.58	6.08	-43.18	-13	30.18
1 413.08	V	-51.84	3.58	6.08	-49.34	-13	36.34

* 10 BW 1 RB size / 0 Offset for B12

The results of this test report are effective only to the items tested. The SGS Korea is not responsible for the sampling, the results of this test report apply to the sample as received. This test report cannot be reproduced, except in full, without prior written permission of the Company. This test report does not assure KOLAS accreditation.

LTE band 25/2 (1.4 MHz – QPSK)

Frequency (MHz)	Ant. Pol. (H/V)	S.G level + Amp. (dB m)	Cable loss (dB)	Ant. gain (dB i)	E.I.R.P. (dB m)	Limit (dB m)	Margin (dB)
Low Channel (1 850.7 MHz)							
5 550.72	H	-42.01	7.53	10.63	-38.91	-13	25.91
5 550.66	V	-45.64	7.53	10.63	-42.54	-13	29.54
7 401.20	H	-49.64	9.29	12.03	-46.90	-13	33.90
7 400.08	V	-51.82	9.29	12.03	-49.08	-13	36.08
Middle Channel (1 882.5 MHz)							
5 646.44	H	-37.36	7.66	10.94	-34.08	-13	21.08
5 646.08	V	-36.35	7.66	10.94	-33.07	-13	20.07
7 528.14	H	-47.97	9.06	11.83	-45.20	-13	32.20
7 528.18	V	-42.64	9.06	11.83	-39.87	-13	26.87
High Channel (1 914.3 MHz)							
5 741.52	H	-39.22	7.87	11.28	-35.81	-13	22.81
5 741.60	V	-32.66	7.87	11.28	-29.25	-13	16.25
7 655.30	H	-46.34	8.97	11.70	-43.61	-13	30.61
7 655.28	V	-43.34	8.97	11.70	-40.61	-13	27.61

* 1.4 BW 1 RB size / 0 Offset for B25/2

The results of this test report are effective only to the items tested. The SGS Korea is not responsible for the sampling, the results of this test report apply to the sample as received. This test report cannot be reproduced, except in full, without prior written permission of the Company. This test report does not assure KOLAS accreditation.

LTE band 25/2 (3 MHz – QPSK)

Frequency (MHz)	Ant. Pol. (H/V)	S.G level + Amp. (dB m)	Cable loss (dB)	Ant. gain (dB i)	E.I.R.P. (dB m)	Limit (dB m)	Margin (dB)
Low Channel (1 851.5 MHz)							
5 550.62	H	-41.86	7.53	10.63	-38.76	-13	25.76
5 550.72	V	-45.30	7.53	10.63	-42.20	-13	29.20
7 400.98	H	-49.13	9.29	12.03	-46.39	-13	33.39
7 401.08	V	-51.10	9.29	12.03	-48.36	-13	35.36
Middle Channel (1 882.5 MHz)							
5 643.80	H	-37.64	7.66	10.93	-34.37	-13	21.37
5 643.74	V	-36.19	7.66	10.93	-32.92	-13	19.92
7 524.96	H	-48.12	9.06	11.83	-45.35	-13	32.35
7 524.82	V	-42.82	9.06	11.83	-40.05	-13	27.05
High Channel (1 913.5 MHz)							
5 736.70	H	-38.62	7.87	11.28	-35.21	-13	22.21
5 736.84	V	-33.73	7.87	11.28	-30.32	-13	17.32
7 649.02	H	-46.90	8.98	11.71	-44.17	-13	31.17
7 648.92	V	-43.17	8.98	11.71	-40.44	-13	27.44

* 3 BW 1 RB size / 0 Offset for B25/2

The results of this test report are effective only to the items tested. The SGS Korea is not responsible for the sampling, the results of this test report apply to the sample as received. This test report cannot be reproduced, except in full, without prior written permission of the Company. This test report does not assure KOLAS accreditation.

LTE band 25/2 (5 MHz – QPSK)

Frequency (MHz)	Ant. Pol. (H/V)	S.G level + Amp. (dB m)	Cable loss (dB)	Ant. gain (dB i)	E.I.R.P. (dB m)	Limit (dB m)	Margin (dB)
Low Channel (1 852.5 MHz)							
5 551.12	H	-42.18	7.53	10.63	-39.08	-13	26.08
5 550.94	V	-45.88	7.53	10.63	-42.78	-13	29.78
7 401.40	H	-48.58	9.29	12.03	-45.84	-13	32.84
7 401.70	V	-52.16	9.29	12.03	-49.42	-13	36.42
Middle Channel (1 882.5 MHz)							
5 641.04	H	-37.72	7.65	10.91	-34.46	-13	21.46
5 640.72	V	-36.47	7.65	10.91	-33.21	-13	20.21
7 521.28	H	-48.23	9.06	11.83	-45.46	-13	32.46
7 521.30	V	-42.22	9.06	11.83	-39.45	-13	26.45
High Channel (1 912.5 MHz)							
5 731.08	H	-38.32	7.86	11.27	-34.91	-13	21.91
5 731.14	V	-33.94	7.86	11.27	-30.53	-13	17.53
7 641.40	H	-46.35	9.00	11.73	-43.62	-13	30.62
7 641.40	V	-42.33	9.00	11.73	-39.60	-13	26.60

* 5 BW 1 RB size / 0 Offset for B25/2

The results of this test report are effective only to the items tested. The SGS Korea is not responsible for the sampling, the results of this test report apply to the sample as received. This test report cannot be reproduced, except in full, without prior written permission of the Company. This test report does not assure KOLAS accreditation.

SGS Korea Co., Ltd. (Gunpo Laboratory) 4, LS-ro 182beon-gil, Gunpo-si, Gyeonggi-do, Korea, 15807 <http://www.sgsgroup.kr>

RTT5041-19(2019.04.24)(1)

Tel. +82 31 428 5700 / Fax. +82 31 427 2370

A4(210 mm x 297 mm)

LTE band 25/2 (10 MHz – QPSK)

Frequency (MHz)	Ant. Pol. (H/V)	S.G level + Amp. (dB m)	Cable loss (dB)	Ant. gain (dB i)	E.I.R.P. (dB m)	Limit (dB m)	Margin (dB)
Low Channel (1 855.0 MHz)							
5 551.94	H	-42.06	7.53	10.63	-38.96	-13	25.96
5 551.68	V	-45.68	7.53	10.63	-42.58	-13	29.58
7 402.46	H	-49.09	9.28	12.03	-46.34	-13	33.34
7 402.50	V	-52.03	9.28	12.03	-49.28	-13	36.28
Middle Channel (1 882.5 MHz)							
5 634.34	H	-39.06	7.63	10.87	-35.82	-13	22.82
5 634.22	V	-37.76	7.63	10.87	-34.52	-13	21.52
7 512.22	H	-47.95	9.05	11.84	-45.16	-13	32.16
7 512.36	V	-43.13	9.05	11.84	-40.34	-13	27.34
High Channel (1 910.0 MHz)							
5 716.92	H	-35.96	7.85	11.27	-32.54	-13	19.54
5 716.06	V	-33.01	7.85	11.27	-29.59	-13	16.59
7 622.46	H	-46.80	9.06	11.76	-44.10	-13	31.10
7 622.34	V	-43.90	9.06	11.76	-41.20	-13	28.20

* 10 BW 1 RB size / 0 Offset for B25/2

The results of this test report are effective only to the items tested. The SGS Korea is not responsible for the sampling, the results of this test report apply to the sample as received. This test report cannot be reproduced, except in full, without prior written permission of the Company. This test report does not assure KOLAS accreditation.

SGS Korea Co., Ltd. (Gunpo Laboratory) 4, LS-ro 182beon-gil, Gunpo-si, Gyeonggi-do, Korea, 15807 <http://www.sgsgroup.kr>

RTT5041-19(2019.04.24)(1)

Tel. +82 31 428 5700 / Fax. +82 31 427 2370

A4(210 mm x 297 mm)

LTE band 25/2 (15 MHz – QPSK)

Frequency (MHz)	Ant. Pol. (H/V)	S.G level + Amp. (dB m)	Cable loss (dB)	Ant. gain (dB i)	E.I.R.P. (dB m)	Limit (dB m)	Margin (dB)
Low Channel (1 857.5 MHz)							
5 552.55	H	-42.17	7.53	10.63	-39.07	-13	26.07
5 552.86	V	-45.64	7.53	10.63	-42.54	-13	29.54
7 403.16	H	-49.46	9.28	12.03	-46.71	-13	33.71
7 403.36	V	-51.70	9.28	12.03	-48.95	-13	35.95
Middle Channel (1 882.5 MHz)							
5 627.58	H	-40.07	7.61	10.83	-36.85	-13	23.85
5 627.56	V	-37.55	7.61	10.83	-34.33	-13	21.33
7 503.42	H	-49.21	9.04	11.84	-46.41	-13	33.41
7 503.24	V	-43.67	9.04	11.84	-40.87	-13	27.87
High Channel (1 907.5 MHz)							
5 702.58	H	-37.33	7.83	11.27	-33.89	-13	20.89
5 702.40	V	-34.18	7.83	11.27	-30.74	-13	17.74
7 603.12	H	-47.42	9.11	11.79	-44.74	-13	31.74
7 603.44	V	-44.97	9.11	11.79	-42.29	-13	29.29

* 15 BW 1 RB size / 0 Offset for B25/2

The results of this test report are effective only to the items tested. The SGS Korea is not responsible for the sampling, the results of this test report apply to the sample as received. This test report cannot be reproduced, except in full, without prior written permission of the Company. This test report does not assure KOLAS accreditation.

SGS Korea Co., Ltd. (Gunpo Laboratory) 4, LS-ro 182beon-gil, Gunpo-si, Gyeonggi-do, Korea, 15807 <http://www.sgsgroup.kr>

LTE band 25/2 (20 MHz – QPSK)

Frequency (MHz)	Ant. Pol. (H/V)	S.G level + Amp. (dB m)	Cable loss (dB)	Ant. gain (dB i)	E.I.R.P. (dB m)	Limit (dB m)	Margin (dB)
Low Channel (1 860.0 MHz)							
5 553.42	H	-42.35	7.53	10.63	-39.25	-13	26.25
5 553.42	V	-44.83	7.53	10.63	-41.73	-13	28.73
7 404.38	H	-49.52	9.28	12.03	-46.77	-13	33.77
7 404.20	V	-51.59	9.28	12.03	-48.84	-13	35.84
Middle Channel (1 882.5 MHz)							
5 620.80	H	-40.33	7.58	10.79	-37.12	-13	24.12
5 620.82	V	-38.14	7.58	10.79	-34.93	-13	21.93
7 494.48	H	-48.57	9.05	11.85	-45.77	-13	32.77
7 494.18	V	-43.90	9.05	11.85	-41.10	-13	28.10
High Channel (1 905.0 MHz)							
5 688.20	H	-38.85	7.79	11.20	-35.44	-13	22.44
5 688.30	V	-34.63	7.79	11.20	-31.22	-13	18.22
7 584.40	H	-48.62	9.11	11.80	-45.93	-13	32.93
7 584.26	V	-44.58	9.11	11.80	-41.89	-13	28.89

* 20 BW 1 RB size / 0 Offset for B25/2

The results of this test report are effective only to the items tested. The SGS Korea is not responsible for the sampling, the results of this test report apply to the sample as received. This test report cannot be reproduced, except in full, without prior written permission of the Company. This test report does not assure KOLAS accreditation.

SGS Korea Co., Ltd. (Gunpo Laboratory) 4, LS-ro 182beon-gil, Gunpo-si, Gyeonggi-do, Korea, 15807 <http://www.sgsgroup.kr>

LTE band 26/5 (1.4 MHz – QPSK)

Frequency (MHz)	Ant. Pol. (H/V)	S.G level + Amp. (dB m)	Cable loss (dB)	Ant. gain (dB d)	E.R.P. (dB m)	Limit (dB m)	Margin (dB)
Low Channel (824.7 MHz)							
2 472.84	H	-46.17	4.80	7.01	-43.96	-13	30.96
2 472.78	V	-50.60	4.80	7.01	-48.39	-13	35.39
Middle Channel (836.5 MHz)							
2 508.06	H	-49.34	4.82	6.97	-47.19	-13	34.19
2 509.16	V	-52.30	4.82	6.97	-50.15	-13	37.15
High Channel (848.3 MHz)							
2 543.38	H	-48.84	4.87	6.89	-46.82	-13	33.82
2 543.54	V	-51.95	4.87	6.89	-49.93	-13	36.93

* 1.4 BW 1 RB size / 0 Offset for B26/5

LTE band 26/5 (3 MHz – QPSK)

Frequency (MHz)	Ant. Pol. (H/V)	S.G level + Amp. (dB m)	Cable loss (dB)	Ant. gain (dB d)	E.R.P. (dB m)	Limit (dB m)	Margin (dB)
Low Channel (825.5 MHz)							
2 472.68	H	-46.00	4.80	7.01	-43.79	-13	30.79
2 472.62	V	-50.43	4.80	7.01	-48.22	-13	35.22
Middle Channel (836.5 MHz)							
2 505.74	H	-50.07	4.82	6.98	-47.91	-13	34.91
2 505.70	V	-52.83	4.82	6.98	-50.67	-13	37.67
High Channel (847.5 MHz)							
2 538.74	H	-49.39	4.86	6.90	-47.35	-13	34.35
2 538.74	V	-53.09	4.86	6.90	-51.05	-13	38.05

* 3 BW 1 RB size / 0 Offset for B26/5

The results of this test report are effective only to the items tested. The SGS Korea is not responsible for the sampling, the results of this test report apply to the sample as received. This test report cannot be reproduced, except in full, without prior written permission of the Company. This test report does not assure KOLAS accreditation.

LTE band 26/5 (5 MHz – QPSK)

Frequency (MHz)	Ant. Pol. (H/V)	S.G level + Amp. (dB m)	Cable loss (dB)	Ant. gain (dB d)	E.R.P. (dB m)	Limit (dB m)	Margin (dB)
Low Channel (826.5 MHz)							
2 473.18	H	-46.23	4.80	7.01	-44.02	-13	31.02
2 473.14	V	-50.32	4.80	7.01	-48.11	-13	35.11
Middle Channel (836.5 MHz)							
2 503.00	H	-50.18	4.81	6.98	-48.01	-13	35.01
2 502.98	V	-54.05	4.81	6.98	-51.88	-13	38.88
High Channel (846.5 MHz)							
2 533.08	H	-50.19	4.86	6.91	-48.14	-13	35.14
2 533.12	V	-53.66	4.86	6.91	-51.61	-13	38.61

* 5 BW 1 RB size / 0 Offset for B26/5

LTE band 26/5 (10 MHz – QPSK)

Frequency (MHz)	Ant. Pol. (H/V)	S.G level + Amp. (dB m)	Cable loss (dB)	Ant. gain (dB d)	E.R.P. (dB m)	Limit (dB m)	Margin (dB)
Low Channel (829.0 MHz)							
2 473.78	H	-45.50	4.80	7.01	-43.29	-13	30.29
2 473.84	V	-50.45	4.80	7.01	-48.24	-13	35.24
Middle Channel (836.5 MHz)							
2 496.40	H	-52.22	4.81	6.99	-50.04	-13	37.04
2 496.12	V	-55.49	4.81	6.99	-53.31	-13	40.31
High Channel (844.0 MHz)							
2 518.66	H	-48.17	4.84	6.95	-46.06	-13	33.06
2 518.68	V	-51.02	4.84	6.95	-48.91	-13	35.91

* 10 BW 1 RB size / 0 Offset for B26/5

The results of this test report are effective only to the items tested. The SGS Korea is not responsible for the sampling, the results of this test report apply to the sample as received. This test report cannot be reproduced, except in full, without prior written permission of the Company. This test report does not assure KOLAS accreditation.

LTE band 26 (15 MHz – QPSK)

Frequency (MHz)	Ant. Pol. (H/V)	S.G level + Amp. (dB m)	Cable loss (dB)	Ant. gain (dB d)	E.R.P. (dB m)	Limit (dB m)	Margin (dB)
Low Channel (831.5 MHz)							
2 474.45	H	-46.42	4.80	7.01	-44.21	-13	31.21
2 472.30	V	-50.76	4.80	7.02	-48.54	-13	35.54
High Channel (841.5 MHz)							
2 504.41	H	-50.52	4.82	6.98	-48.36	-13	35.36
2 504.33	V	-54.16	4.82	6.98	-52.00	-13	39.00

* 15 BW 1 RB size / 0 Offset for B26

The results of this test report are effective only to the items tested. The SGS Korea is not responsible for the sampling, the results of this test report apply to the sample as received. This test report cannot be reproduced, except in full, without prior written permission of the Company. This test report does not assure KOLAS accreditation.

SGS Korea Co., Ltd. (Gunpo Laboratory) 4, LS-ro 182beon-gil, Gunpo-si, Gyeonggi-do, Korea, 15807 <http://www.sgsgroup.kr>

LTE band 41 (5 MHz – QPSK)

Frequency (MHz)	Ant. Pol. (H/V)	S.G level + Amp. (dB m)	Cable loss (dB)	Ant. gain (dB i)	E.I.R.P. (dB m)	Limit (dB m)	Margin (dB)
Low Channel (2 498.5 MHz)							
4 992.78	H	-48.50	7.42	9.85	-46.07	-25	21.07
4 992.68	V	-49.03	7.42	9.85	-46.60	-25	21.60
7 489.01	H	-29.79	9.07	11.86	-27.00	-25	2.00
7 489.12	V	-31.41	9.07	11.86	-28.62	-25	3.62
Middle Channel (2 593.0 MHz)							
5 181.61	H	-48.31	7.72	10.57	-45.46	-25	20.46
5 181.51	V	-47.28	7.72	10.57	-44.43	-25	19.43
7 772.52	H	-38.07	9.09	11.81	-35.35	-25	10.35
7 772.47	V	-37.07	9.09	11.81	-34.35	-25	9.35
High Channel (2 687.5 MHz)							
5 370.64	H	-44.15	7.76	10.57	-41.34	-25	16.34
5 370.82	V	-45.03	7.76	10.56	-42.23	-25	17.23
8 055.99	H	-28.36	9.99	12.11	-26.24	-25	1.24
8 055.90	V	-36.08	9.98	12.11	-33.95	-25	8.95

* 5 BW 1 RB size / 0 Offset for B41

The results of this test report are effective only to the items tested. The SGS Korea is not responsible for the sampling, the results of this test report apply to the sample as received. This test report cannot be reproduced, except in full, without prior written permission of the Company. This test report does not assure KOLAS accreditation.

SGS Korea Co., Ltd. (Gunpo Laboratory) 4, LS-ro 182beon-gil, Gunpo-si, Gyeonggi-do, Korea, 15807 <http://www.sgsgroup.kr>

LTE band 41 (10 MHz – QPSK)

Frequency (MHz)	Ant. Pol. (H/V)	S.G level + Amp. (dB m)	Cable loss (dB)	Ant. gain (dB i)	E.I.R.P. (dB m)	Limit (dB m)	Margin (dB)
Low Channel (2 501.0 MHz)							
4 993.15	H	-50.02	7.43	9.85	-47.60	-25	22.60
4 993.24	V	-49.62	7.43	9.85	-47.20	-25	22.20
7 489.80	H	-30.68	9.07	11.86	-27.89	-25	2.89
7 489.87	V	-32.18	9.07	11.86	-29.39	-25	4.39
Middle Channel (2 593.0 MHz)							
5 177.24	H	-44.62	7.71	10.56	-41.77	-25	16.77
5 177.03	V	-47.61	7.71	10.56	-44.76	-25	19.76
7 765.94	H	-36.63	9.06	11.79	-33.90	-25	8.90
7 765.81	V	-32.62	9.06	11.79	-29.89	-25	4.89
High Channel (2 685.0 MHz)							
5 361.46	H	-48.53	7.74	10.59	-45.68	-25	20.68
5 360.95	V	-47.81	7.74	10.59	-44.96	-25	19.96
8 041.93	H	-29.01	9.93	12.13	-26.81	-25	1.81
8 041.77	V	-34.43	9.93	12.13	-32.23	-25	7.23

* 10 BW 1 RB size / 0 Offset for B41

The results of this test report are effective only to the items tested. The SGS Korea is not responsible for the sampling, the results of this test report apply to the sample as received. This test report cannot be reproduced, except in full, without prior written permission of the Company. This test report does not assure KOLAS accreditation.

LTE band 41 (15 MHz – QPSK)

Frequency (MHz)	Ant. Pol. (H/V)	S.G level + Amp. (dB m)	Cable loss (dB)	Ant. gain (dB i)	E.I.R.P. (dB m)	Limit (dB m)	Margin (dB)
Low Channel (2 503.5 MHz)							
4 993.55	H	-47.84	7.43	9.85	-45.42	-25	20.42
4 993.52	V	-46.62	7.43	9.85	-44.20	-25	19.20
7 490.62	H	-30.64	9.06	11.86	-27.84	-25	2.84
7 490.57	V	-33.19	9.06	11.86	-30.39	-25	5.39
Middle Channel (2 593.0 MHz)							
5 172.81	H	-43.37	7.70	10.55	-40.52	-25	15.52
5 172.63	V	-47.01	7.70	10.54	-44.17	-25	19.17
7 759.28	H	-38.77	9.04	11.77	-36.04	-25	11.04
7 759.02	V	-37.06	9.04	11.77	-34.33	-25	9.33
High Channel (2 685.0 MHz)							
5 351.67	H	-43.83	7.72	10.62	-40.93	-25	15.93
5 351.78	V	-37.32	7.72	10.62	-34.42	-25	9.42
8 027.62	H	-28.80	9.87	12.15	-26.52	-25	1.52
8 027.36	V	-33.43	9.86	12.15	-31.14	-25	6.14

* 15 BW 1 RB size / 0 Offset for B41

The results of this test report are effective only to the items tested. The SGS Korea is not responsible for the sampling, the results of this test report apply to the sample as received. This test report cannot be reproduced, except in full, without prior written permission of the Company. This test report does not assure KOLAS accreditation.

SGS Korea Co., Ltd. (Gunpo Laboratory) 4, LS-ro 182beon-gil, Gunpo-si, Gyeonggi-do, Korea, 15807 <http://www.sgsgroup.kr>

LTE band 41 (20 MHz – QPSK)

Frequency (MHz)	Ant. Pol. (H/V)	S.G level + Amp. (dB m)	Cable loss (dB)	Ant. gain (dB i)	E.I.R.P. (dB m)	Limit (dB m)	Margin (dB)
Low Channel (2 506.0 MHz)							
4 994.00	H	-48.32	7.43	9.85	-45.90	-25	20.90
4 994.40	V	-47.23	7.43	9.85	-44.81	-25	19.81
7 491.30	H	-30.52	9.06	11.86	-27.72	-25	2.72
7 491.34	V	-34.45	9.06	11.86	-31.65	-25	6.65
Middle Channel (2 593.0 MHz)							
5 168.34	H	-44.16	7.69	10.53	-41.32	-25	16.32
5 168.11	V	-46.54	7.69	10.53	-43.70	-25	18.70
7 752.30	H	-35.93	9.02	11.76	-33.19	-25	8.19
7 752.23	V	-36.97	9.02	11.76	-34.23	-25	9.23
High Channel (2 682.5 MHz)							
5 342.24	H	-45.18	7.71	10.65	-42.24	-25	17.24
5 342.19	V	-39.15	7.71	10.65	-36.21	-25	11.21
8 013.19	H	-28.44	9.81	12.16	-26.09	-25	1.09
8 013.07	V	-30.43	9.80	12.16	-28.07	-25	3.07

* 20 BW 1 RB size / 0 Offset for B41

The results of this test report are effective only to the items tested. The SGS Korea is not responsible for the sampling, the results of this test report apply to the sample as received. This test report cannot be reproduced, except in full, without prior written permission of the Company. This test report does not assure KOLAS accreditation.

SGS Korea Co., Ltd. (Gunpo Laboratory) 4, LS-ro 182beon-gil, Gunpo-si, Gyeonggi-do, Korea, 15807 <http://www.sgsgroup.kr>

RTT5041-19(2019.04.24)(1)

Tel. +82 31 428 5700 / Fax. +82 31 427 2370

A4(210 mm x 297 mm)

LTE band 66/4 (1.4 MHz – QPSK)

Frequency (MHz)	Ant. Pol. (H/V)	S.G level + Amp. (dB m)	Cable loss (dB)	Ant. gain (dB i)	E.I.R.P. (dB m)	Limit (dB m)	Margin (dB)
Low Channel (1 710.7 MHz)							
5 130.75	H	-49.18	7.61	10.44	-46.35	-13	33.35
5 132.16	V	-52.06	7.61	10.45	-49.22	-13	36.22
6 841.32	H	-50.03	8.70	11.70	-47.03	-13	34.03
6 841.40	V	-54.66	8.70	11.70	-51.66	-13	38.66
Middle Channel (1 745.0 MHz)							
5 233.21	H	-46.26	7.72	10.67	-43.31	-13	30.31
5 233.63	V	-45.96	7.72	10.67	-43.01	-13	30.01
6 978.19	H	-46.44	8.98	11.70	-43.72	-13	30.72
6 977.80	V	-49.23	8.98	11.70	-46.51	-13	33.51
High Channel (1 779.3 MHz)							
5 336.77	H	-45.72	7.70	10.67	-42.75	-13	29.75
5 335.50	V	-40.20	7.69	10.67	-37.22	-13	24.22
7 115.56	H	-50.63	8.83	11.48	-47.98	-13	34.98
7 116.40	V	-53.11	8.83	11.48	-50.46	-13	37.46

* 1.4 BW 1 RB size / 0 Offset for B66/4

The results of this test report are effective only to the items tested. The SGS Korea is not responsible for the sampling, the results of this test report apply to the sample as received. This test report cannot be reproduced, except in full, without prior written permission of the Company. This test report does not assure KOLAS accreditation.

SGS Korea Co., Ltd. (Gunpo Laboratory) 4, LS-ro 182beon-gil, Gunpo-si, Gyeonggi-do, Korea, 15807 <http://www.sgsgroup.kr>

RTT5041-19(2019.04.24)(1)

Tel. +82 31 428 5700 / Fax. +82 31 427 2370

A4(210 mm x 297 mm)

LTE band 66/4 (3 MHz – QPSK)

Frequency (MHz)	Ant. Pol. (H/V)	S.G level + Amp. (dB m)	Cable loss (dB)	Ant. gain (dB i)	E.I.R.P. (dB m)	Limit (dB m)	Margin (dB)
Low Channel (1 711.5 MHz)							
5 130.80	H	-47.68	7.61	10.44	-44.85	-13	31.85
5 129.81	V	-52.42	7.61	10.44	-49.59	-13	36.59
6 840.94	H	-51.22	8.69	11.70	-48.21	-13	35.21
6 841.44	V	-54.47	8.70	11.70	-51.47	-13	38.47
Middle Channel (1 745.0 MHz)							
5 231.43	H	-47.35	7.72	10.66	-44.41	-13	31.41
5 231.29	V	-46.25	7.72	10.66	-43.31	-13	30.31
6 975.12	H	-47.59	8.97	11.70	-44.86	-13	31.86
6 975.63	V	-48.67	8.97	11.70	-45.94	-13	32.94
High Channel (1 778.5 MHz)							
5 331.96	H	-45.28	7.69	10.68	-42.29	-13	29.29
5 332.21	V	-39.67	7.69	10.68	-36.68	-13	23.68
7 108.88	H	-50.26	8.82	11.46	-47.62	-13	34.62
7 109.82	V	-51.94	8.82	11.46	-49.30	-13	36.30

* 3 BW 1 RB size / 0 Offset for B66/4

The results of this test report are effective only to the items tested. The SGS Korea is not responsible for the sampling, the results of this test report apply to the sample as received. This test report cannot be reproduced, except in full, without prior written permission of the Company. This test report does not assure KOLAS accreditation.

LTE band 66/4 (5 MHz – QPSK)

Frequency (MHz)	Ant. Pol. (H/V)	S.G level + Amp. (dB m)	Cable loss (dB)	Ant. gain (dB i)	E.I.R.P. (dB m)	Limit (dB m)	Margin (dB)
Low Channel (1 712.5 MHz)							
5 131.32	H	-48.37	7.61	10.45	-45.53	-13	32.53
5 132.04	V	-52.52	7.61	10.45	-49.68	-13	36.68
6 841.57	H	-51.66	8.70	11.70	-48.66	-13	35.66
6 841.42	V	-54.63	8.70	11.70	-51.63	-13	38.63
Middle Channel (1 745.0 MHz)							
5 228.71	H	-47.45	7.72	10.66	-44.51	-13	31.51
5 228.84	V	-46.55	7.72	10.66	-43.61	-13	30.61
6 971.56	H	-47.20	8.97	11.69	-44.48	-13	31.48
6 971.23	V	-48.01	8.97	11.69	-45.29	-13	32.29
High Channel (1 777.5 MHz)							
5 326.32	H	-45.38	7.68	10.70	-42.36	-13	29.36
5 325.61	V	-39.06	7.68	10.70	-36.04	-13	23.04
7 101.35	H	-51.68	8.81	11.44	-49.05	-13	36.05
7 101.03	V	-53.86	8.81	11.44	-51.23	-13	38.23

* 5 BW 1 RB size / 0 Offset for B66/4

The results of this test report are effective only to the items tested. The SGS Korea is not responsible for the sampling, the results of this test report apply to the sample as received. This test report cannot be reproduced, except in full, without prior written permission of the Company. This test report does not assure KOLAS accreditation.

SGS Korea Co., Ltd. (Gunpo Laboratory) 4, LS-ro 182beon-gil, Gunpo-si, Gyeonggi-do, Korea, 15807 <http://www.sgsgroup.kr>

LTE band 66/4 (10 MHz – QPSK)

Frequency (MHz)	Ant. Pol. (H/V)	S.G level + Amp. (dB m)	Cable loss (dB)	Ant. gain (dB i)	E.I.R.P. (dB m)	Limit (dB m)	Margin (dB)
Low Channel (1 715.0 MHz)							
5 131.95	H	-48.81	7.61	10.45	-45.97	-13	32.97
5 132.18	V	-52.98	7.61	10.45	-50.14	-13	37.14
6 842.40	H	-51.27	8.70	11.69	-48.28	-13	35.28
6 841.40	V	-53.86	8.70	11.70	-50.86	-13	37.86
Middle Channel (1 745.0 MHz)							
5 222.02	H	-47.50	7.73	10.65	-44.58	-13	31.58
5 222.23	V	-47.08	7.73	10.65	-44.16	-13	31.16
6 962.37	H	-47.97	8.95	11.69	-45.23	-13	32.23
6 962.44	V	-49.94	8.95	11.69	-47.20	-13	34.20
High Channel (1 775.0 MHz)							
5 312.10	H	-46.44	7.65	10.74	-43.35	-13	30.35
5 312.41	V	-40.68	7.65	10.74	-37.59	-13	24.59
7 081.92	H	-54.09	8.85	11.49	-51.45	-13	38.45
7 083.39	V	-55.11	8.84	11.48	-52.47	-13	39.47

* 10 BW 1 RB size / 0 Offset for B66/4

The results of this test report are effective only to the items tested. The SGS Korea is not responsible for the sampling, the results of this test report apply to the sample as received. This test report cannot be reproduced, except in full, without prior written permission of the Company. This test report does not assure KOLAS accreditation.

SGS Korea Co., Ltd. (Gunpo Laboratory) 4, LS-ro 182beon-gil, Gunpo-si, Gyeonggi-do, Korea, 15807 <http://www.sgsgroup.kr>

LTE band 66/4 (15 MHz – QPSK)

Frequency (MHz)	Ant. Pol. (H/V)	S.G level + Amp. (dB m)	Cable loss (dB)	Ant. gain (dB i)	E.I.R.P. (dB m)	Limit (dB m)	Margin (dB)
Low Channel (1 717.5 MHz)							
5 132.78	H	-49.01	7.61	10.45	-46.17	-13	33.17
5 132.03	V	-52.75	7.61	10.45	-49.91	-13	36.91
6 843.24	H	-51.62	8.70	11.69	-48.63	-13	35.63
6 843.62	V	-53.53	8.70	11.69	-50.54	-13	37.54
Middle Channel (1 745.0 MHz)							
5 215.13	H	-47.52	7.74	10.64	-44.62	-13	31.62
5 215.58	V	-47.68	7.74	10.64	-44.78	-13	31.78
6 953.59	H	-49.49	8.94	11.68	-46.75	-13	33.75
6 953.55	V	-51.09	8.94	11.68	-48.35	-13	35.35
High Channel (1 772.5 MHz)							
5 297.68	H	-47.27	7.63	10.77	-44.13	-13	31.13
5 297.11	V	-43.38	7.63	10.77	-40.24	-13	27.24
7 063.73	H	-51.11	8.88	11.54	-48.45	-13	35.45
7 063.59	V	-52.45	8.88	11.54	-49.79	-13	36.79

* 15 BW 1 RB size / 0 Offset for B66/4

The results of this test report are effective only to the items tested. The SGS Korea is not responsible for the sampling, the results of this test report apply to the sample as received. This test report cannot be reproduced, except in full, without prior written permission of the Company. This test report does not assure KOLAS accreditation.

SGS Korea Co., Ltd. (Gunpo Laboratory) 4, LS-ro 182beon-gil, Gunpo-si, Gyeonggi-do, Korea, 15807 <http://www.sgsgroup.kr>

LTE band 66/4 (20 MHz – QPSK)

Frequency (MHz)	Ant. Pol. (H/V)	S.G level + Amp. (dB m)	Cable loss (dB)	Ant. gain (dB i)	E.I.R.P. (dB m)	Limit (dB m)	Margin (dB)
Low Channel (1 720.0 MHz)							
5 133.62	H	-48.94	7.61	10.45	-46.10	-13	33.10
5 134.22	V	-52.17	7.62	10.45	-49.34	-13	36.34
6 844.07	H	-50.79	8.70	11.69	-47.80	-13	34.80
6 843.61	V	-53.83	8.70	11.69	-50.84	-13	37.84
Middle Channel (1 745.0 MHz)							
5 208.44	H	-48.28	7.75	10.62	-45.41	-13	32.41
5 209.14	V	-48.70	7.75	10.63	-45.82	-13	32.82
6 944.39	H	-49.06	8.93	11.68	-46.31	-13	33.31
6 944.82	V	-51.54	8.93	11.68	-48.79	-13	35.79
High Channel (1 770.0 MHz)							
5 283.47	H	-49.41	7.65	10.75	-46.31	-13	33.31
5 283.77	V	-45.73	7.65	10.75	-42.63	-13	29.63
7 044.50	H	-50.87	8.92	11.59	-48.20	-13	35.20
7 043.81	V	-51.90	8.92	11.59	-49.23	-13	36.23

* 20 BW 1 RB size / 0 Offset for B66/4

The results of this test report are effective only to the items tested. The SGS Korea is not responsible for the sampling, the results of this test report apply to the sample as received. This test report cannot be reproduced, except in full, without prior written permission of the Company. This test report does not assure KOLAS accreditation.

LTE band 71 (5 MHz – QPSK)

Frequency (MHz)	Ant. Pol. (H/V)	S.G level + Amp. (dB m)	Cable loss (dB)	Ant. gain (dB d)	E.R.P. (dB m)	Limit (dB m)	Margin (dB)
Low Channel (665.5 MHz)							
1 326.58	H	-60.68	3.52	5.89	-58.31	-13	45.31
1 326.58	V	-62.09	3.52	5.89	-59.72	-13	46.72
Middle Channel (680.5 MHz)							
1 356.72	H	-59.37	3.54	5.99	-56.92	-13	43.92
1 356.05	V	-63.11	3.54	5.99	-60.66	-13	47.66
High Channel (695.5 MHz)							
1 386.70	H	-60.40	3.56	6.09	-57.87	-13	44.87
1 388.42	V	-65.88	3.56	6.10	-63.34	-13	50.34

* 5 BW 1 RB size / 0 Offset for B71

LTE band 71 (10 MHz – QPSK)

Frequency (MHz)	Ant. Pol. (H/V)	S.G level + Amp. (dB m)	Cable loss (dB)	Ant. gain (dB d)	E.R.P. (dB m)	Limit (dB m)	Margin (dB)
Low Channel (668.0 MHz)							
1 327.34	H	-57.81	3.52	5.90	-55.43	-13	42.43
1 327.30	V	-60.19	3.52	5.90	-57.81	-13	44.81
Middle Channel (680.5 MHz)							
1 352.44	H	-61.01	3.54	5.98	-58.57	-13	45.57
1 352.16	V	-62.95	3.54	5.98	-60.51	-13	47.51
High Channel (693.0 MHz)							
1 376.70	H	-63.65	3.55	6.06	-61.14	-13	48.14
1 377.86	V	-65.88	3.55	6.06	-63.37	-13	50.37

* 10 BW 1 RB size / 0 Offset for B71

The results of this test report are effective only to the items tested. The SGS Korea is not responsible for the sampling, the results of this test report apply to the sample as received. This test report cannot be reproduced, except in full, without prior written permission of the Company. This test report does not assure KOLAS accreditation.

LTE band 71 (15 MHz – QPSK)

Frequency (MHz)	Ant. Pol. (H/V)	S.G level + Amp. (dB m)	Cable loss (dB)	Ant. gain (dB d)	E.R.P. (dB m)	Limit (dB m)	Margin (dB)
Low Channel (670.5 MHz)							
1 327.65	H	-58.56	3.52	5.90	-56.18	-13	43.18
1 327.64	V	-60.50	3.52	5.90	-58.12	-13	45.12
Middle Channel (680.5 MHz)							
1 347.86	H	-63.70	3.53	5.96	-61.27	-13	48.27
1 347.24	V	-64.01	3.53	5.96	-61.58	-13	48.58
High Channel (690.5 MHz)							
1 367.65	H	-63.16	3.55	6.03	-60.68	-13	47.68
1 367.32	V	-64.58	3.55	6.03	-62.10	-13	49.10

* 15 BW 1 RB size / 0 Offset for B71

LTE band 71 (20 MHz – QPSK)

Frequency (MHz)	Ant. Pol. (H/V)	S.G level + Amp. (dB m)	Cable loss (dB)	Ant. gain (dB d)	E.R.P. (dB m)	Limit (dB m)	Margin (dB)
Low Channel (673.0 MHz)							
1 328.29	H	-58.50	3.52	5.90	-56.12	-13	43.12
1 328.36	V	-61.01	3.52	5.90	-58.63	-13	45.63
Middle Channel (680.5 MHz)							
1 343.19	H	-62.96	3.53	5.95	-60.54	-13	47.54
1 343.25	V	-63.28	3.53	5.95	-60.86	-13	47.86
High Channel (688.0 MHz)							
1 357.93	H	-60.12	3.54	6.00	-57.66	-13	44.66
1 357.78	V	-64.23	3.54	6.00	-61.77	-13	48.77

* 20 BW 1 RB size / 0 Offset for B71

Remark;

1. E.R.P. & E.I.R.P. = S.G level (dB m) - Cable loss (dB) + Ant. gain (dB d/dB i)
2. This device was tested under all bandwidths, RB configurations, and modulations.
3. The data reported in the table above was measured in worst case.

The results of this test report are effective only to the items tested. The SGS Korea is not responsible for the sampling, the results of this test report apply to the sample as received. This test report cannot be reproduced, except in full, without prior written permission of the Company. This test report does not assure KOLAS accreditation.

3. Occupied Bandwidth

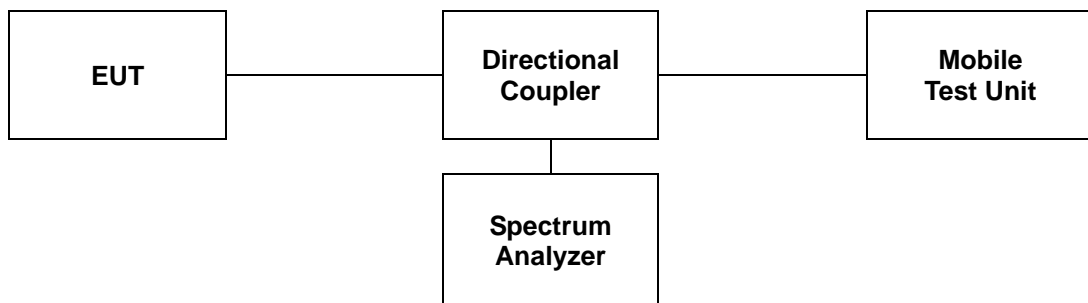
3.1. Limit

CFR 47, Section FCC §2.1049.

3.2. Test Procedure

The test follows section 4.2 of KDB 971168 D01 Power Meas License Digital Systems v03r01.

- a. The spectrum analyzer center frequency is set to the nominal EUT channel center frequency. The frequency span for the spectrum analyzer shall be set wide enough to capture all modulation products including the emission skirts (typically a span of $1.5 \times \text{OBW}$ is sufficient).
- b. The nominal IF filter 3 dB bandwidth (RBW) shall be in the range of 1 % to 5 % of the anticipated OBW, and the VBW shall be set $\geq 3 \times \text{RBW}$.
- c. Set the reference level of the instrument as required to prevent the signal amplitude from exceeding the maximum spectrum analyzer input mixer level for linear operation. See guidance provided in 4.2.3.
- d. Set the detection mode to peak, and the trace mode to max-hold.
- e. If the instrument does not have a 99 % OBW function, recover the trace data points and sum directly in linear power terms. Place the recovered amplitude data points, beginning at the lowest frequency, in a running sum until 0.5 % of the total is reached. Record that frequency as the lower OBW frequency. Repeat the process until 99.5 % of the total is reached and record that frequency as the upper OBW frequency. The 99 % power OBW can be determined by computing the difference these two frequencies.
- f. The OBW shall be reported and plot(s) of the measuring instrument display shall be provided with the test report. The frequency and amplitude axis and scale shall be clearly labeled. Tabular data can be reported in addition to the plot(s).



The results of this test report are effective only to the items tested. The SGS Korea is not responsible for the sampling, the results of this test report apply to the sample as received. This test report cannot be reproduced, except in full, without prior written permission of the Company. This test report does not assure KOLAS accreditation.

3.3 Test Results

Ambient temperature : (23 ± 1) °C

Relative humidity : 47 % R.H.

Band	Bandwidth (MHz)	Frequency (MHz)	Occupied Bandwidth (MHz)	
			QPSK	16QAM
12	1.4	699.7	1.107	1.098
		707.5	1.103	1.103
		715.3	1.111	1.103
	3	700.5	2.692	2.692
		707.5	2.692	2.683
		714.5	2.692	2.692
	5	701.5	4.515	4.530
		707.5	4.530	4.501
		713.5	4.501	4.544
	10	704.0	8.944	8.944
		707.5	8.944	8.944
		711.0	8.944	8.944

Band	Bandwidth (MHz)	Frequency (MHz)	Occupied Bandwidth (MHz)	
			QPSK	16QAM
25/2	1.4	1 850.7	1.111	1.103
		1 882.5	1.103	1.107
		1 914.3	1.107	1.103
	3	1 851.5	2.692	2.692
		1 882.5	2.692	2.692
		1 913.5	2.692	2.692
	5	1 852.5	4.515	4.530
		1 882.5	4.501	4.530
		1 912.5	4.530	4.501
	10	1 855.0	8.915	8.915
		1 882.5	8.944	8.944
		1 910.0	8.944	8.944
	15	1 857.5	13.415	13.459
		1 882.5	13.459	13.459
		1 907.5	13.415	13.459
	20	1 860.0	17.829	17.887
		1 882.5	17.945	17.887
		1 905.0	17.887	17.887

The results of this test report are effective only to the items tested. The SGS Korea is not responsible for the sampling, the results of this test report apply to the sample as received. This test report cannot be reproduced, except in full, without prior written permission of the Company. This test report does not assure KOLAS accreditation.

Band	Bandwidth (MHz)	Frequency (MHz)	Occupied Bandwidth (MHz)	
			QPSK	16QAM
26/5	1.4	824.7	1.107	1.098
		836.5	1.111	1.103
		848.3	1.107	1.107
	3	825.5	2.692	2.683
		836.5	2.692	2.692
		847.5	2.692	2.692
	5	826.5	4.515	4.530
		836.5	4.501	4.530
		846.5	4.515	4.501
	10	829.0	8.944	8.944
		836.5	8.915	8.944
		844.0	8.915	8.915
26	15	831.5	13.502	13.502
		841.5	13.459	13.459

Band	Bandwidth (MHz)	Frequency (MHz)	Occupied Bandwidth (MHz)	
			QPSK	16QAM
41	5	2 498.5	4.544	4.515
		2 593.0	4.530	4.544
		2 687.5	4.530	4.515
	10	2 501.0	8.944	8.915
		2 593.0	8.944	8.944
		2 685.0	8.944	8.915
	15	2 503.5	13.459	13.546
		2 593.0	13.546	13.546
		2 682.5	13.459	13.546
	20	2 506.0	17.887	17.945
		2 593.0	17.945	17.887
		2 680.0	17.887	17.887

The results of this test report are effective only to the items tested. The SGS Korea is not responsible for the sampling, the results of this test report apply to the sample as received. This test report cannot be reproduced, except in full, without prior written permission of the Company. This test report does not assure KOLAS accreditation.

Band	Bandwidth (MHz)	Frequency (MHz)	Occupied Bandwidth (MHz)	
			QPSK	16QAM
66/4	1.4	1 710.7	1.103	1.107
		1 745.0	1.107	1.098
		1 779.3	1.111	1.107
	3	1 711.5	2.700	2.692
		1 745.0	2.692	2.692
		1 778.5	2.692	2.692
	5	1 712.5	4.515	4.530
		1 745.0	4.501	4.544
		1 777.5	4.530	4.515
	10	1 715.0	8.944	8.944
		1 745.0	8.944	8.915
		1 775.0	8.973	8.944
	15	1 717.5	13.415	13.459
		1 745.0	13.502	13.502
		1 772.5	13.502	13.502
20	1 720.0	17.829	17.887	
	1 745.0	17.887	17.887	
	1 770.0	17.945	18.003	

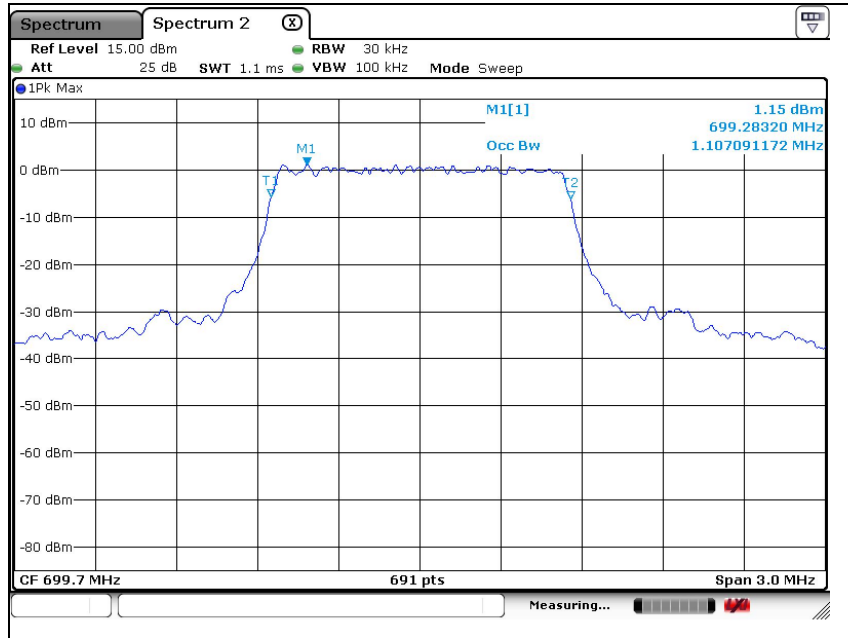
Band	Bandwidth (MHz)	Frequency (MHz)	Occupied Bandwidth (MHz)	
			QPSK	16QAM
71	5	665.5	4.515	4.530
		680.5	4.501	4.530
		695.5	4.530	4.515
	10	668.0	8.915	8.944
		680.5	8.944	8.944
		693.0	8.944	8.944
	15	670.5	13.415	13.415
		680.5	13.502	13.459
		690.5	13.502	13.502
	20	673.0	17.829	17.829
		680.5	17.887	17.887
		688.0	17.887	17.887

The results of this test report are effective only to the items tested. The SGS Korea is not responsible for the sampling, the results of this test report apply to the sample as received. This test report cannot be reproduced, except in full, without prior written permission of the Company. This test report does not assure KOLAS accreditation.

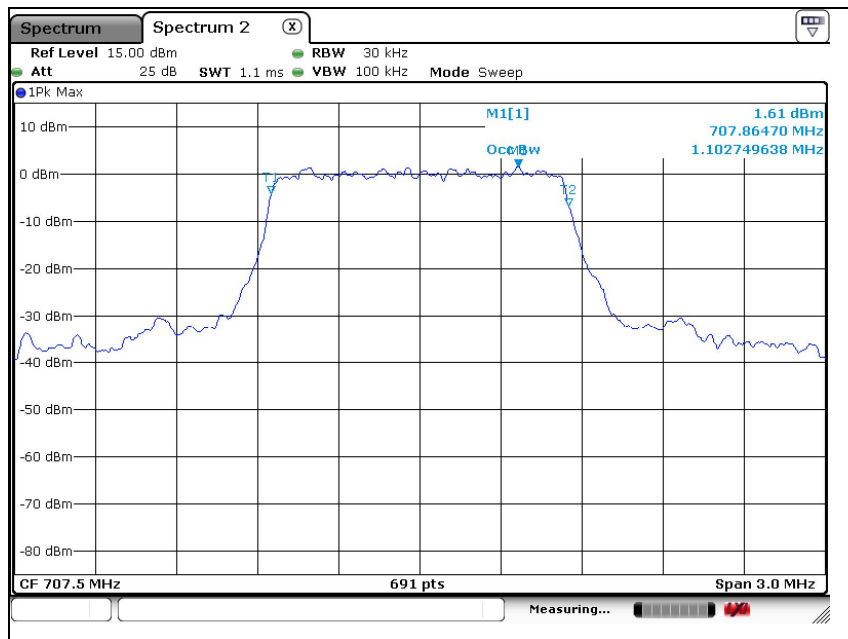
- Test plots

LTE band 12 (1.4 MHz – QPSK)

Low Channel

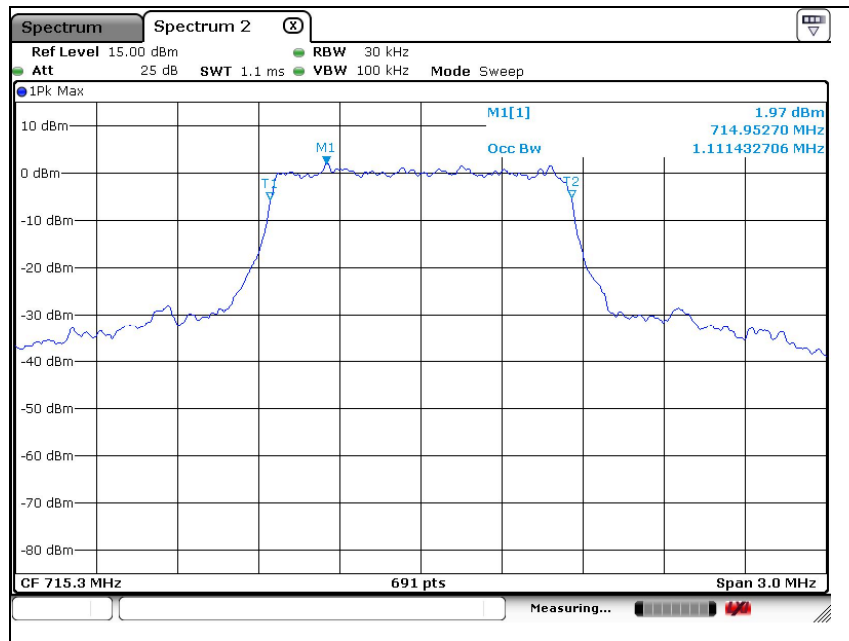


Middle Channel



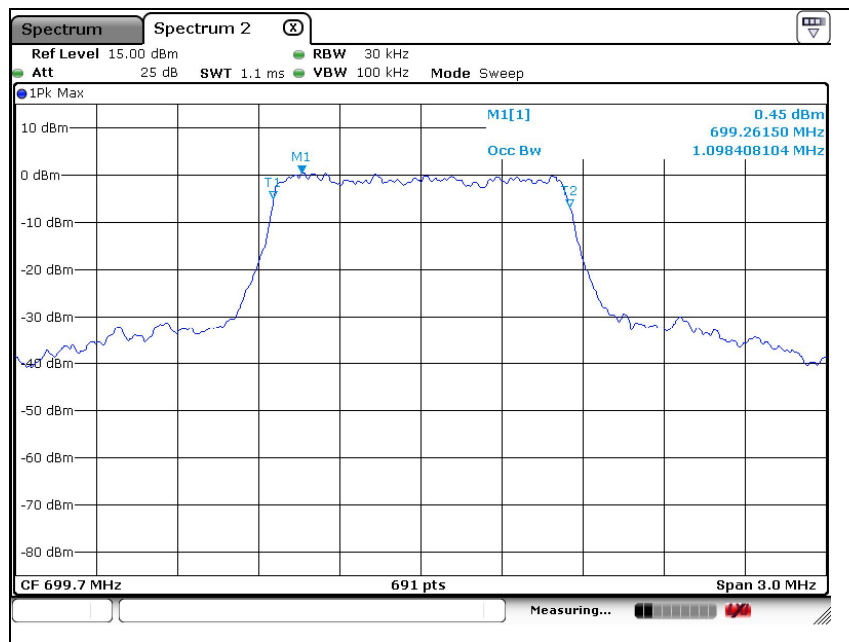
The results of this test report are effective only to the items tested. The SGS Korea is not responsible for the sampling, the results of this test report apply to the sample as received. This test report cannot be reproduced, except in full, without prior written permission of the Company. This test report does not assure KOLAS accreditation.

High Channel



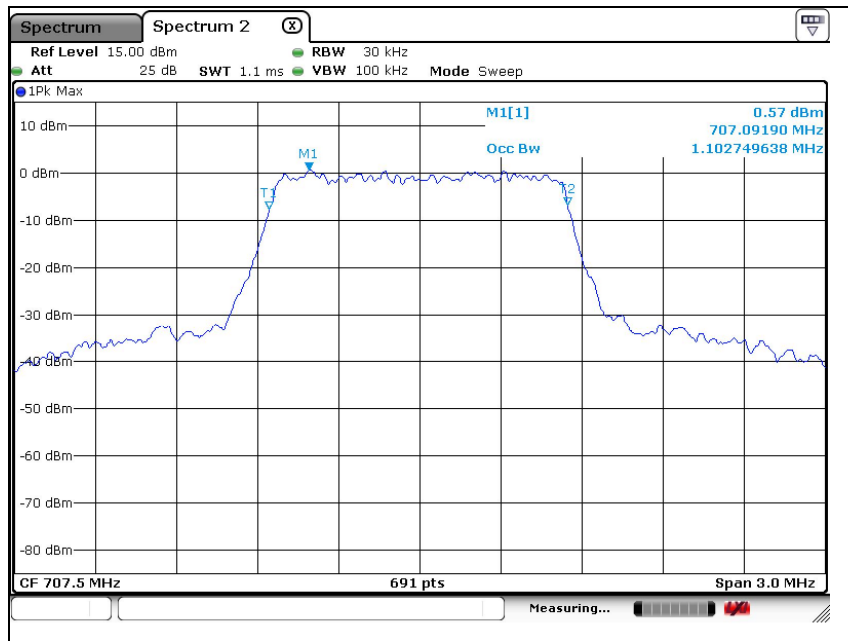
LTE band 12 (1.4 MHz – 16QAM)

Low Channel

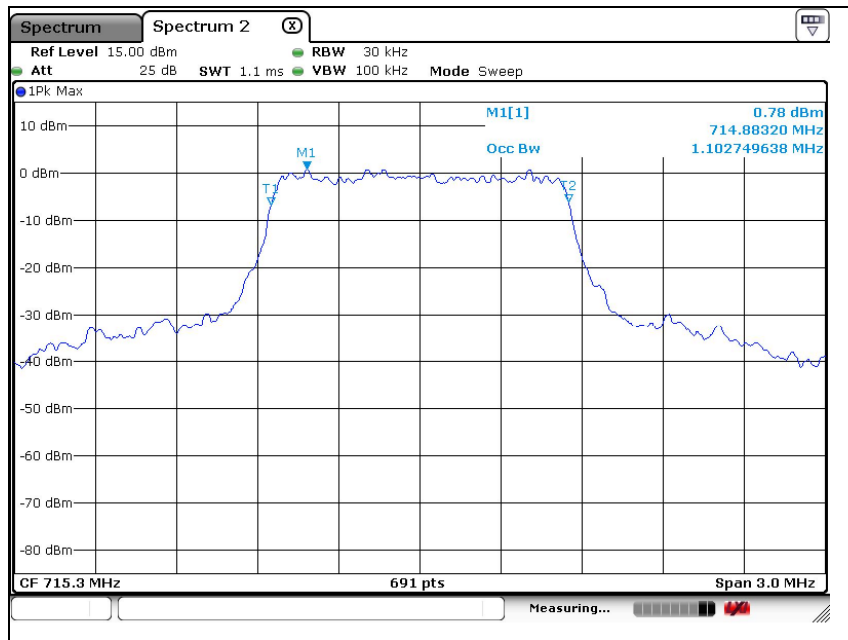


The results of this test report are effective only to the items tested. The SGS Korea is not responsible for the sampling, the results of this test report apply to the sample as received. This test report cannot be reproduced, except in full, without prior written permission of the Company. This test report does not assure KOLAS accreditation.

Middle Channel



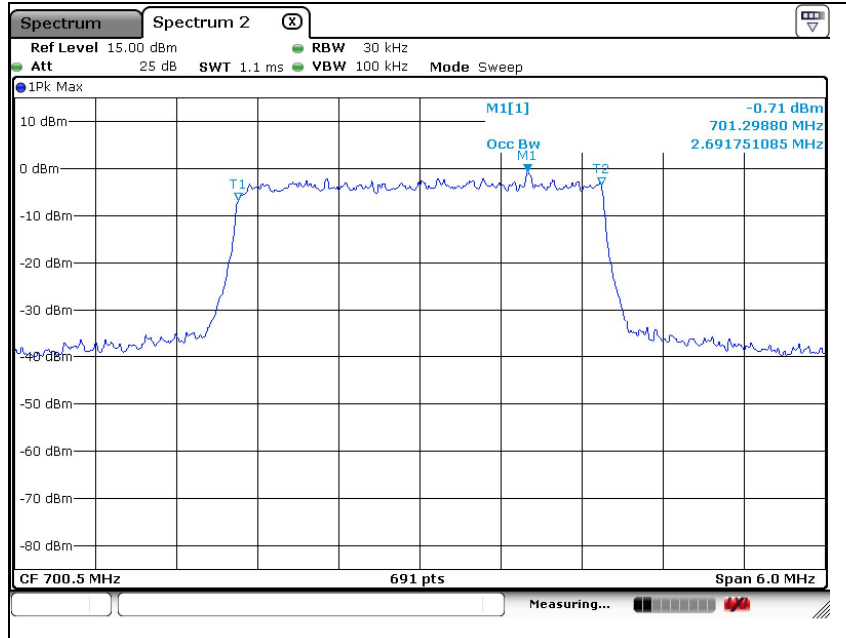
High Channel



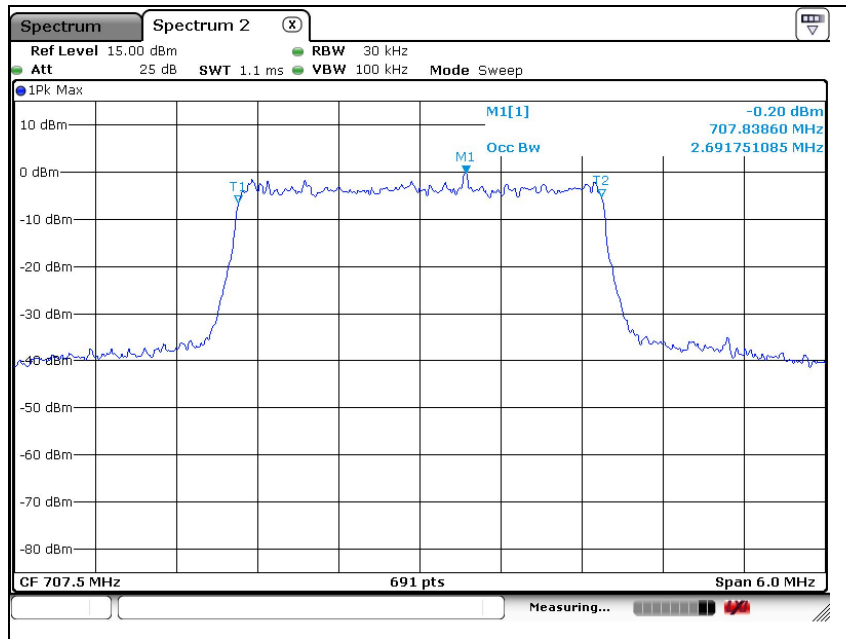
The results of this test report are effective only to the items tested. The SGS Korea is not responsible for the sampling, the results of this test report apply to the sample as received. This test report cannot be reproduced, except in full, without prior written permission of the Company. This test report does not assure KOLAS accreditation.

LTE band 12 (3 MHz – QPSK)

Low Channel

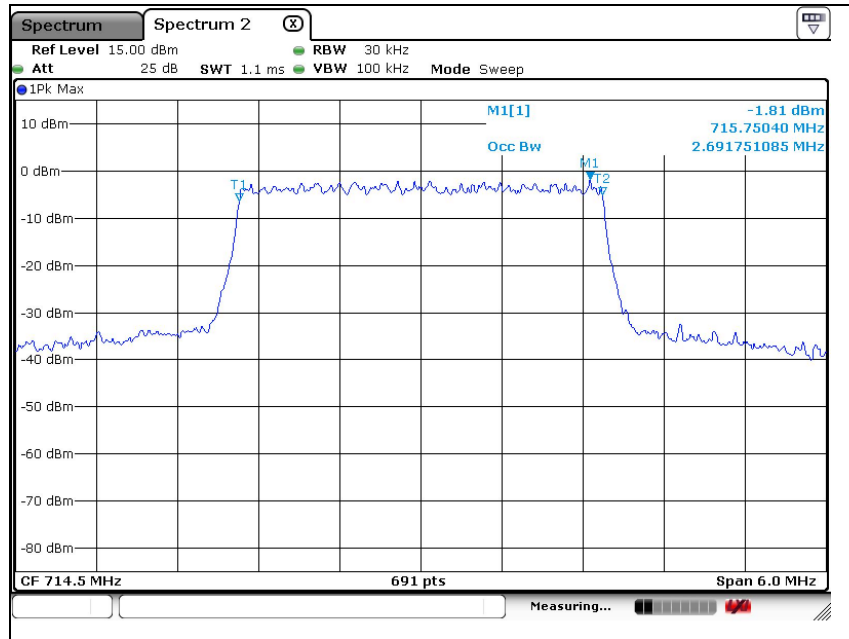


Middle Channel



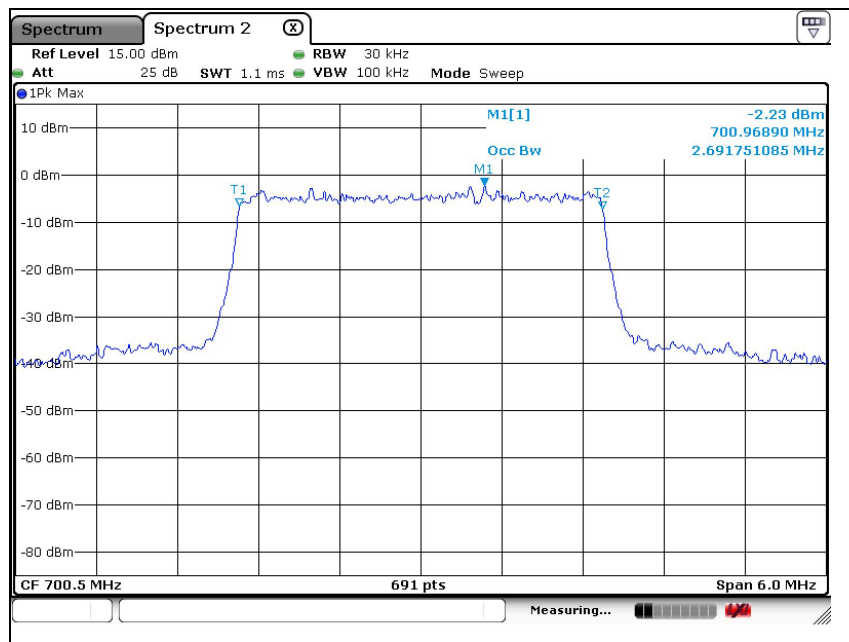
The results of this test report are effective only to the items tested. The SGS Korea is not responsible for the sampling, the results of this test report apply to the sample as received. This test report cannot be reproduced, except in full, without prior written permission of the Company. This test report does not assure KOLAS accreditation.

High Channel



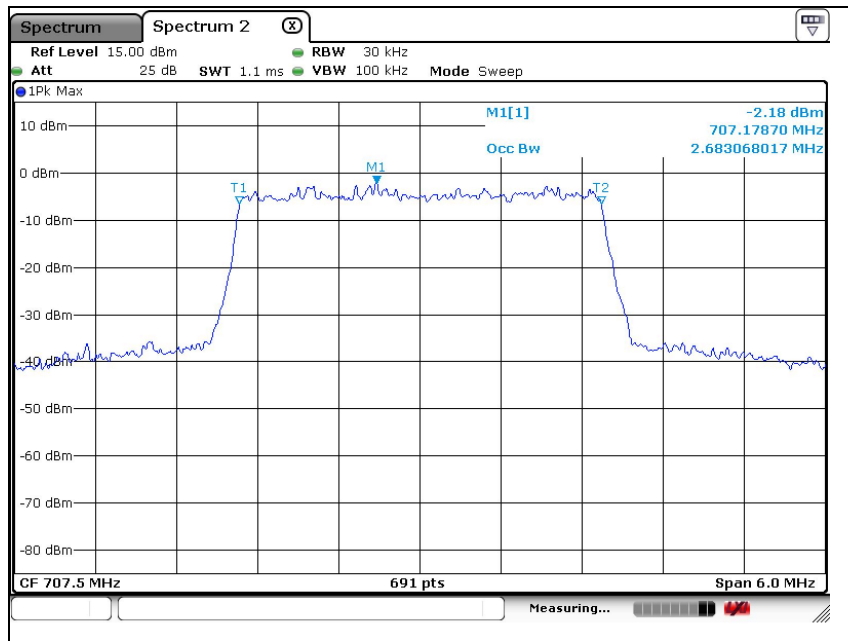
LTE band 12 (3 MHz – 16QAM)

Low Channel

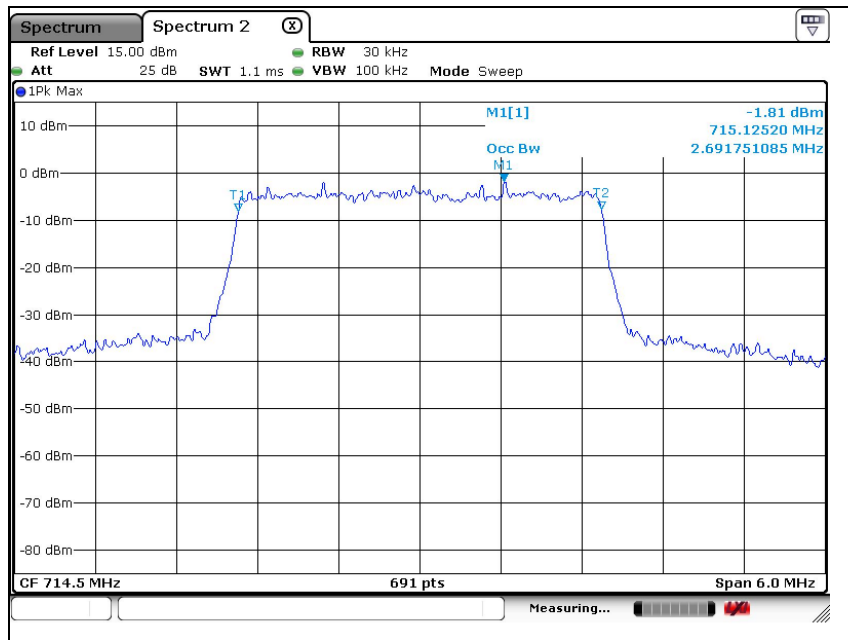


The results of this test report are effective only to the items tested. The SGS Korea is not responsible for the sampling, the results of this test report apply to the sample as received. This test report cannot be reproduced, except in full, without prior written permission of the Company. This test report does not assure KOLAS accreditation.

Middle Channel



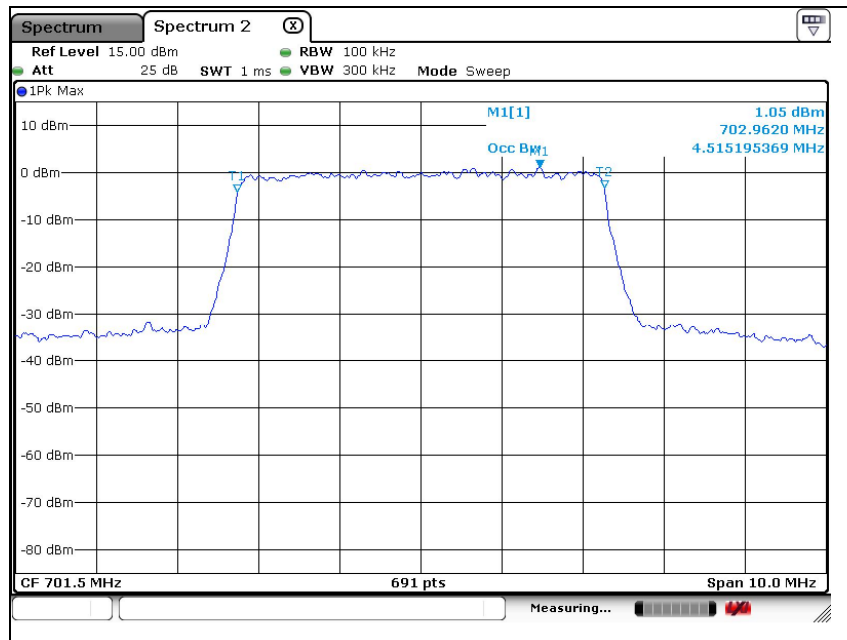
High Channel



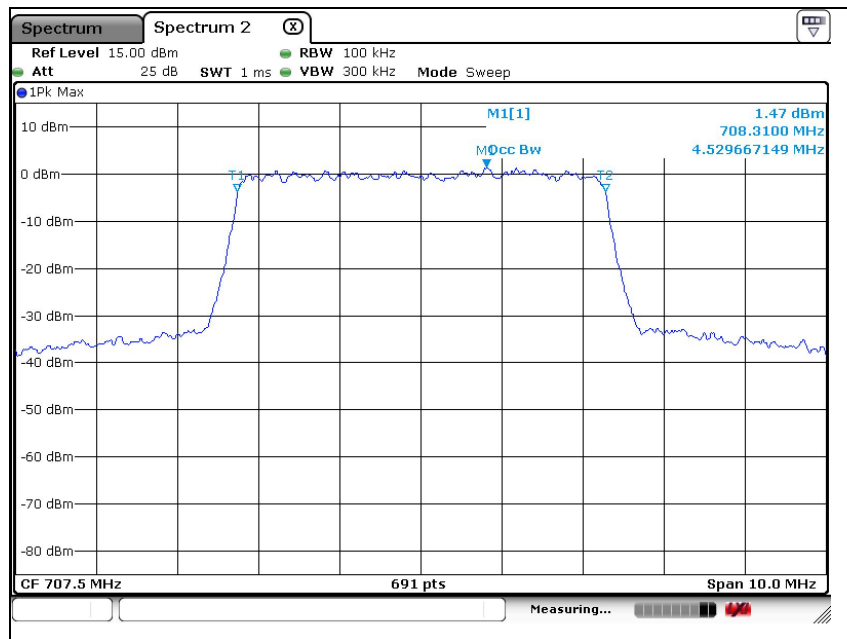
The results of this test report are effective only to the items tested. The SGS Korea is not responsible for the sampling, the results of this test report apply to the sample as received. This test report cannot be reproduced, except in full, without prior written permission of the Company. This test report does not assure KOLAS accreditation.

LTE band 12 (5 MHz – QPSK)

Low Channel

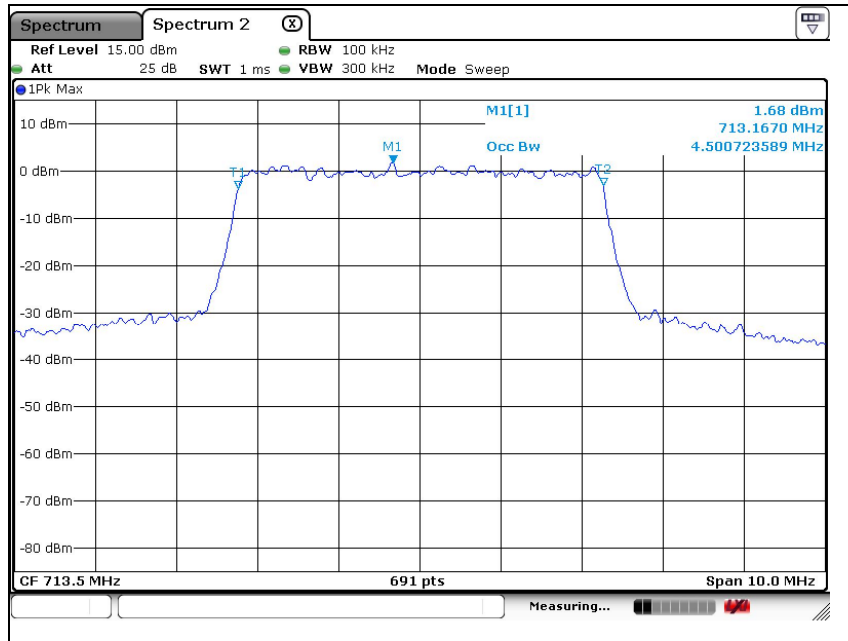


Middle Channel



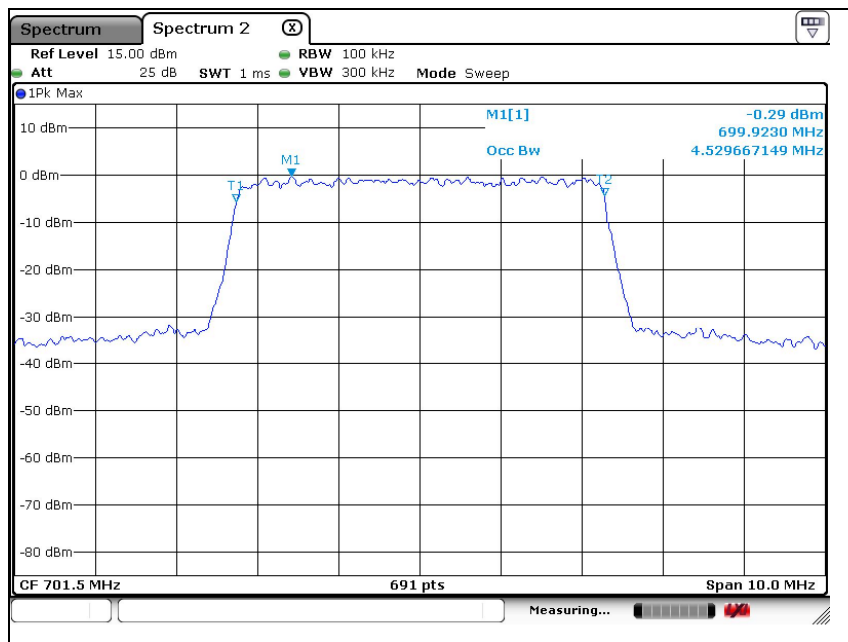
The results of this test report are effective only to the items tested. The SGS Korea is not responsible for the sampling, the results of this test report apply to the sample as received. This test report cannot be reproduced, except in full, without prior written permission of the Company. This test report does not assure KOLAS accreditation.

High Channel



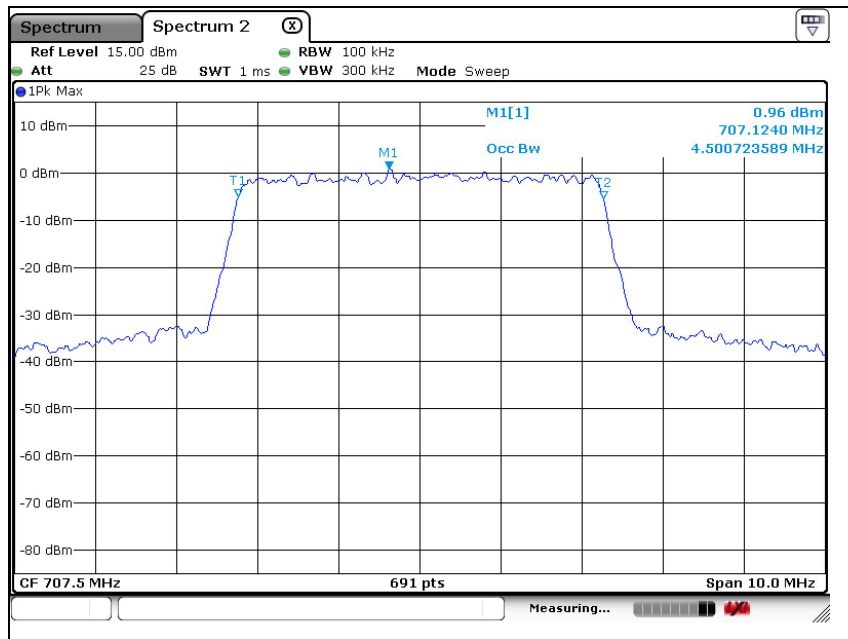
LTE band 12 (5 MHz – 16QAM)

Low Channel

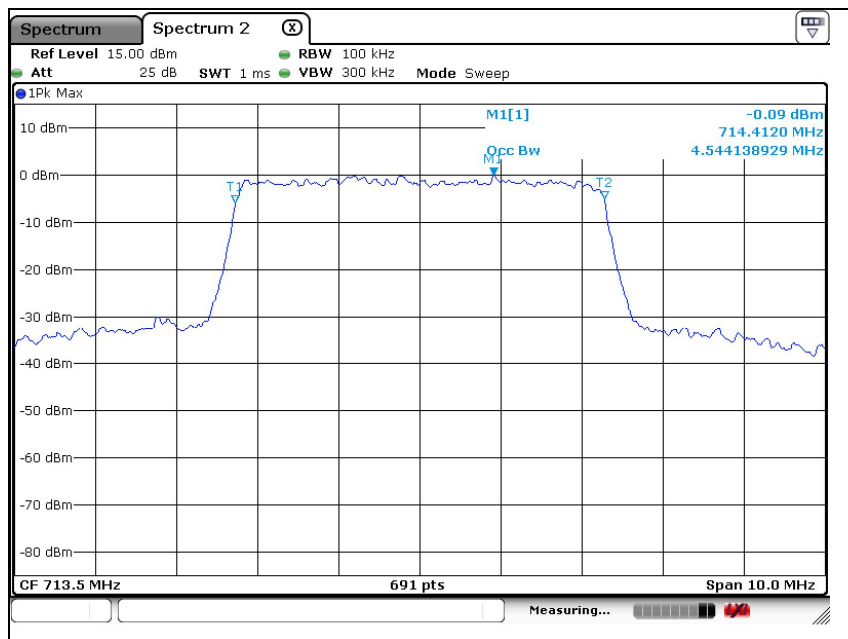


The results of this test report are effective only to the items tested. The SGS Korea is not responsible for the sampling, the results of this test report apply to the sample as received. This test report cannot be reproduced, except in full, without prior written permission of the Company. This test report does not assure KOLAS accreditation.

Middle Channel



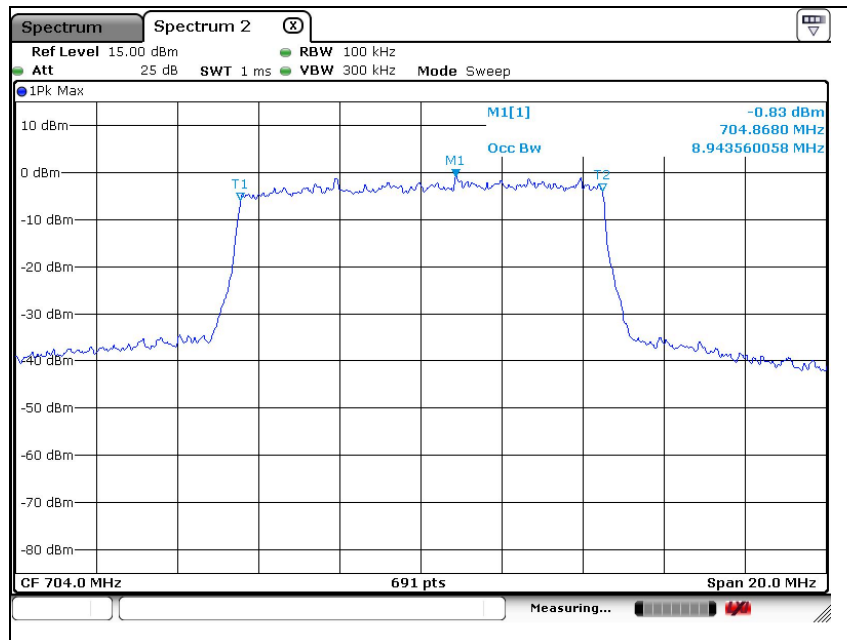
High Channel



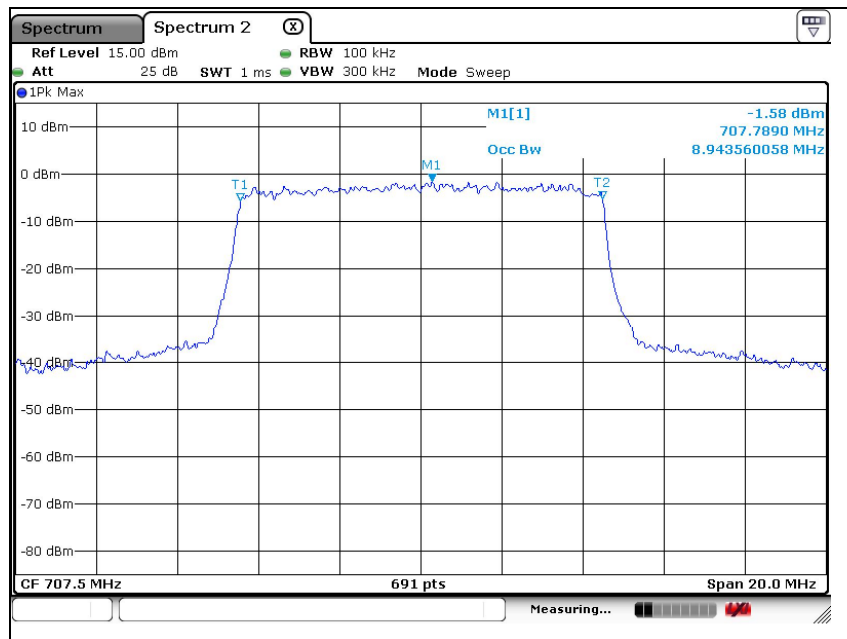
The results of this test report are effective only to the items tested. The SGS Korea is not responsible for the sampling, the results of this test report apply to the sample as received. This test report cannot be reproduced, except in full, without prior written permission of the Company. This test report does not assure KOLAS accreditation.

LTE band 12 (10 MHz – QPSK)

Low Channel

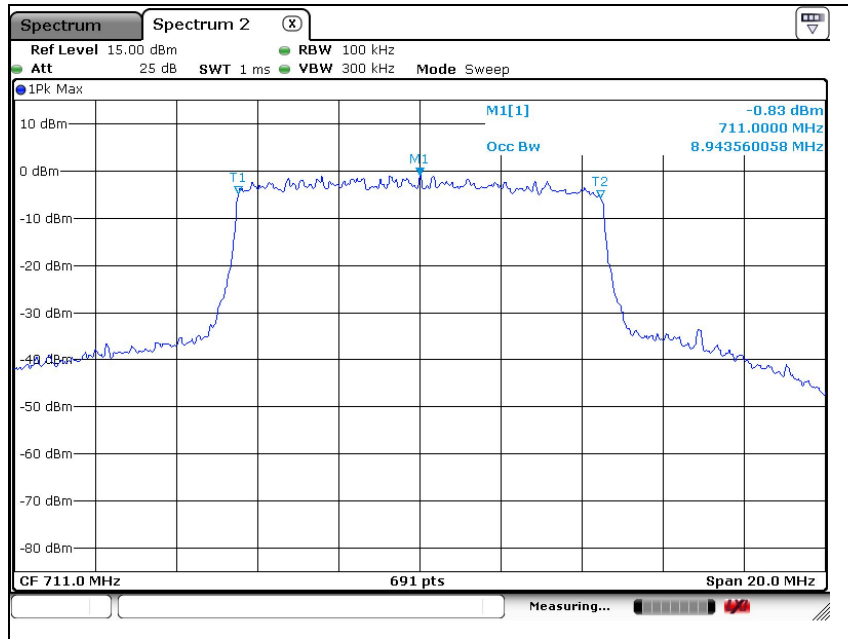


Middle Channel



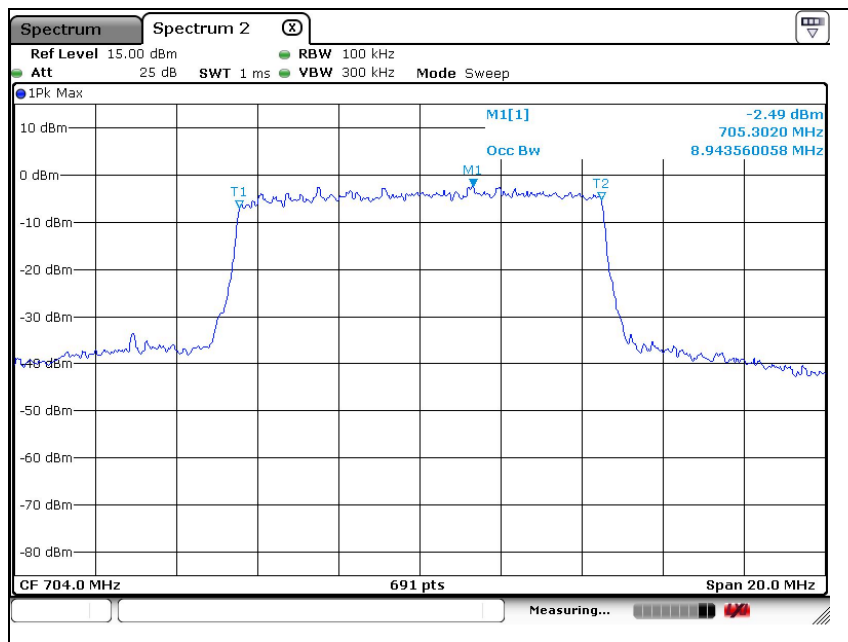
The results of this test report are effective only to the items tested. The SGS Korea is not responsible for the sampling, the results of this test report apply to the sample as received. This test report cannot be reproduced, except in full, without prior written permission of the Company. This test report does not assure KOLAS accreditation.

High Channel



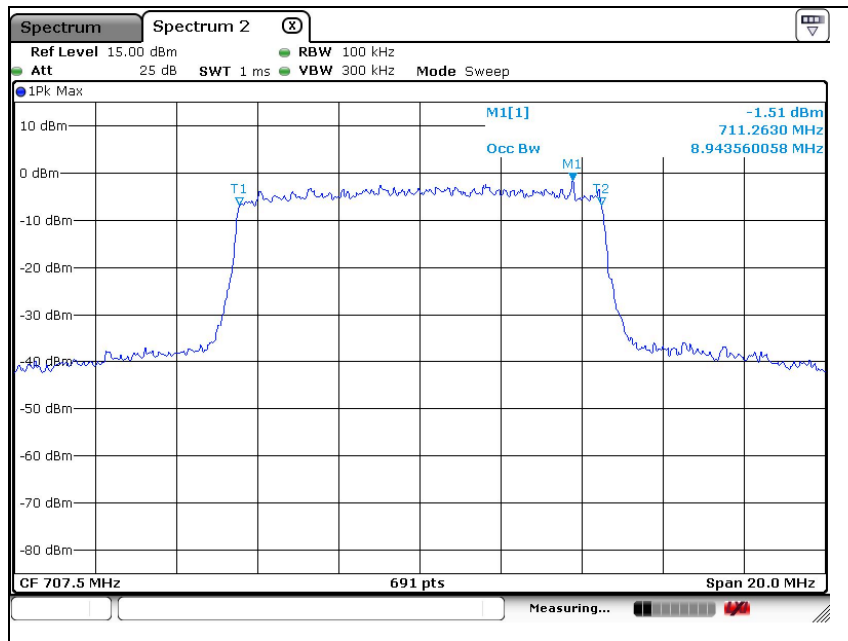
LTE band 12 (10 MHz – 16QAM)

Low Channel

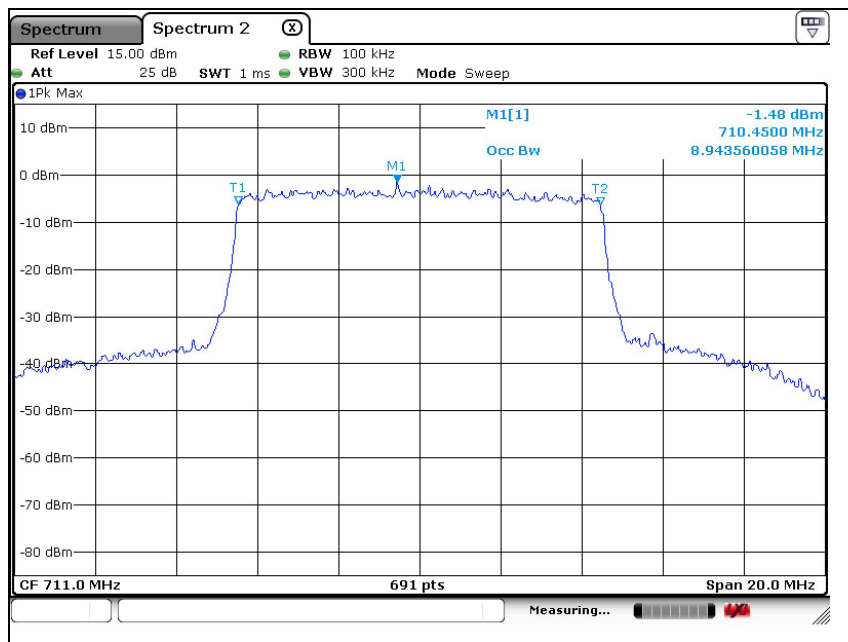


The results of this test report are effective only to the items tested. The SGS Korea is not responsible for the sampling, the results of this test report apply to the sample as received. This test report cannot be reproduced, except in full, without prior written permission of the Company. This test report does not assure KOLAS accreditation.

Middle Channel



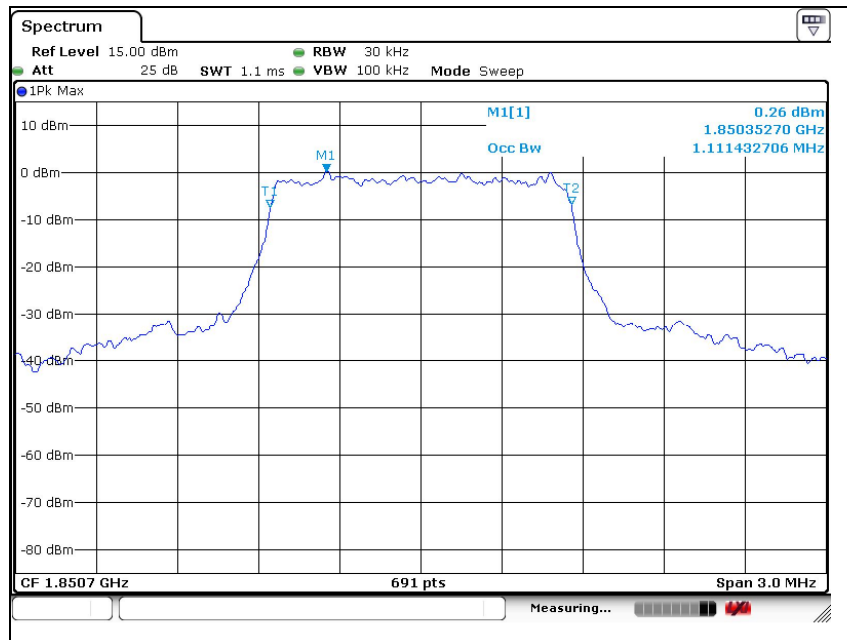
High Channel



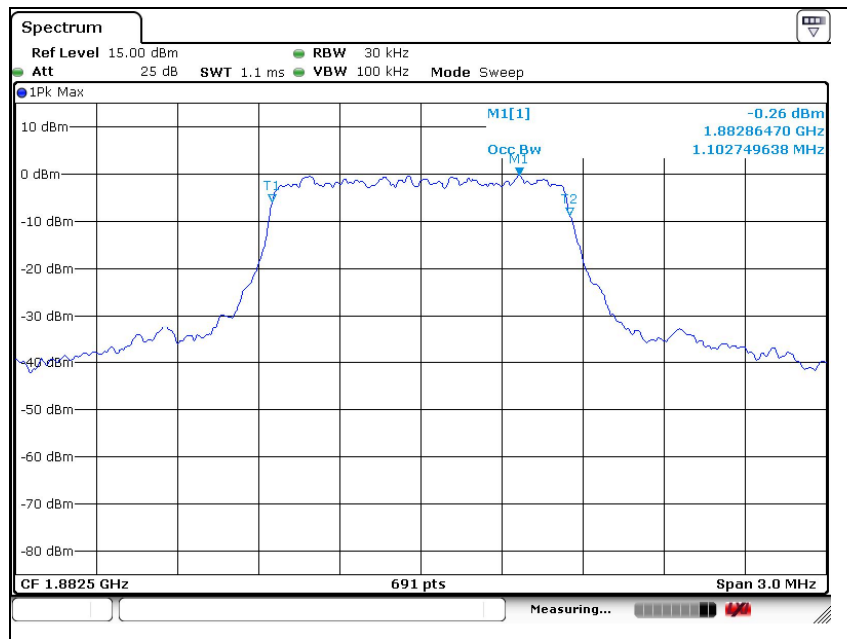
The results of this test report are effective only to the items tested. The SGS Korea is not responsible for the sampling, the results of this test report apply to the sample as received. This test report cannot be reproduced, except in full, without prior written permission of the Company. This test report does not assure KOLAS accreditation.

LTE band 25/2 (1.4 MHz – QPSK)

Low Channel

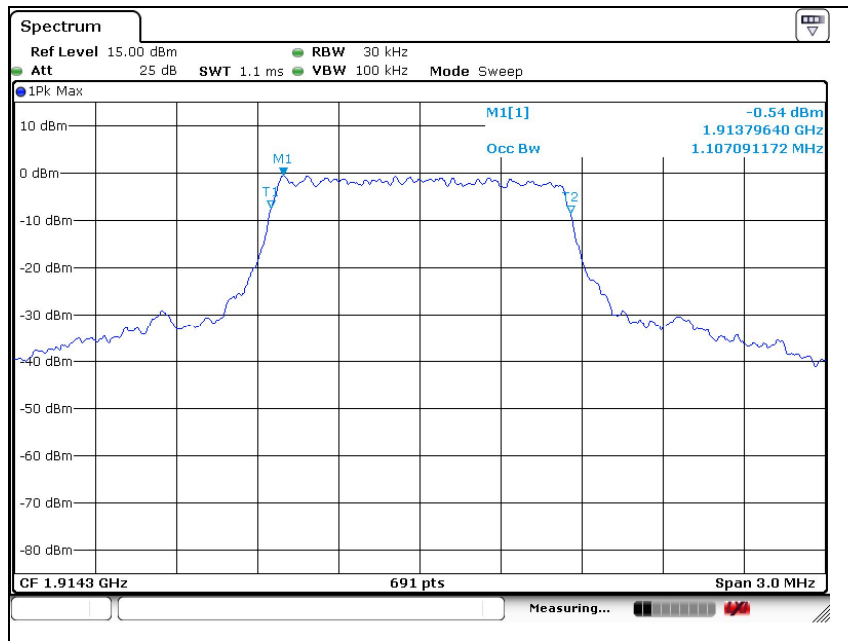


Middle Channel



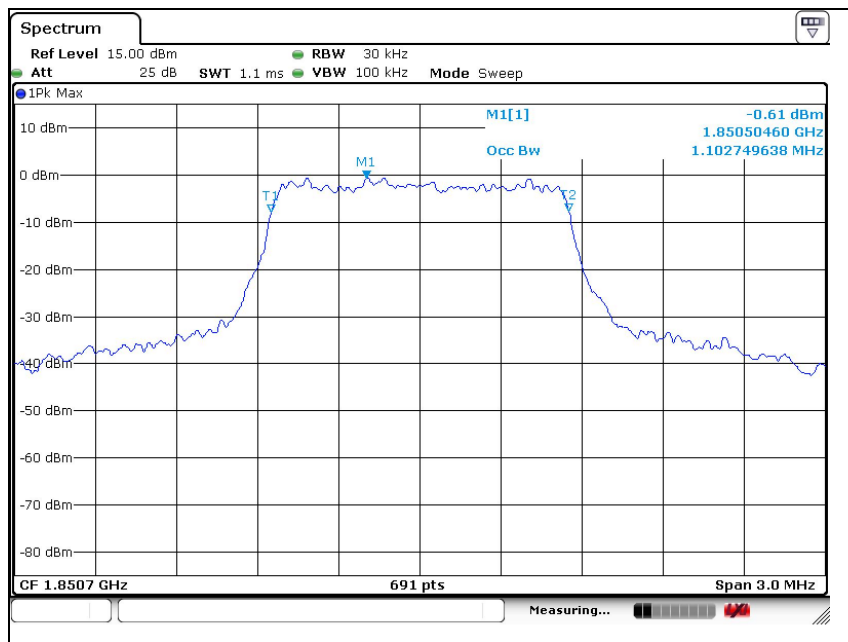
The results of this test report are effective only to the items tested. The SGS Korea is not responsible for the sampling, the results of this test report apply to the sample as received. This test report cannot be reproduced, except in full, without prior written permission of the Company. This test report does not assure KOLAS accreditation.

High Channel



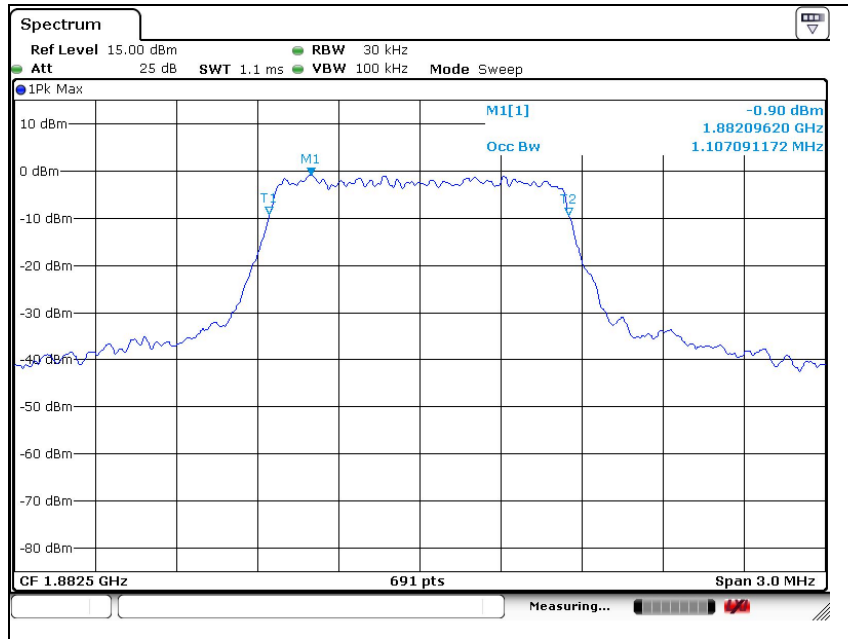
LTE band 25/2 (1.4 MHz – 16QAM)

Low Channel

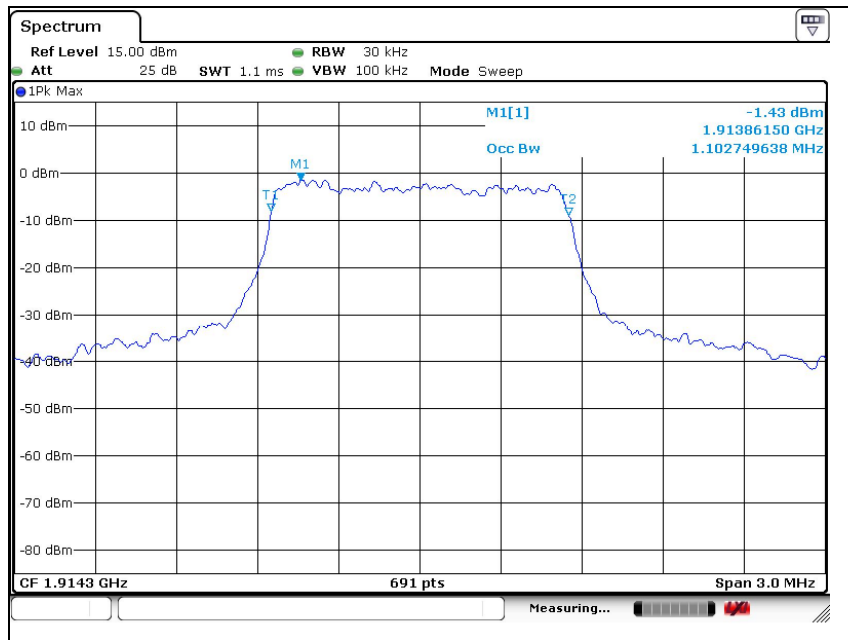


The results of this test report are effective only to the items tested. The SGS Korea is not responsible for the sampling, the results of this test report apply to the sample as received. This test report cannot be reproduced, except in full, without prior written permission of the Company. This test report does not assure KOLAS accreditation.

Middle Channel



High Channel



The results of this test report are effective only to the items tested. The SGS Korea is not responsible for the sampling, the results of this test report apply to the sample as received. This test report cannot be reproduced, except in full, without prior written permission of the Company. This test report does not assure KOLAS accreditation.