

Test Laboratory: UL CCS SAR Lab A

2-1_CDMA2000 EVDO Lap Held

Communication System: CDMA2000 (1xEV-DO, 153.6kbps); Frequency: 836.52 MHz; Duty Cycle: 1:1
 Medium parameters used (interpolated): $f = 837.55$ MHz; $\sigma = 1.072$ mho/m; $\epsilon_r = 54.862$; $\rho = 1000$ kg/m³
 Phantom section: Flat Section
 Room Ambient Temperature: 24.0 deg. C; Liquid Temperature: 23.0 deg. C

DASY5 Configuration:

- Area Scan setting - Find Secondary Maximum Within: 2.0 dB and with a peak SAR value greater than 0.0012W/kg
- Probe: EX3DV4 - SN3686; ConvF(8.78, 8.78, 8.78); Calibrated: 1/24/2011
- Sensor-Surface: 2.5mm (Mechanical Surface Detection)
- Electronics: DAE4 Sn1239; Calibrated: 11/17/2010
- Phantom: ELI v5.0 (A); Type: QDOVA001BB; Serial: 1119
- Measurement SW: DASY52, Version 52.6 (2); SEMCAD X Version 14.4.5 (3634)

1xEVDO R.0/M-Ch/Area Scan (141x141x1): Measurement grid: dx=15mm, dy=15mmInfo: [Interpolated medium parameters used for SAR evaluation.](#)

Maximum value of SAR (interpolated) = 0.027 mW/g

1xEVDO R.0/M-Ch/Zoom Scan (5x5x7)/Cube 0: Measurement grid: dx=8mm, dy=8mm, dz=5mm

Reference Value = 1.441 V/m; Power Drift = 0.11 dB

Peak SAR (extrapolated) = 0.017 W/kg

SAR(1 g) = 0.012 mW/g; SAR(10 g) = 0.00791 mW/gInfo: [Interpolated medium parameters used for SAR evaluation.](#)

Maximum value of SAR (measured) = 0.014 mW/g

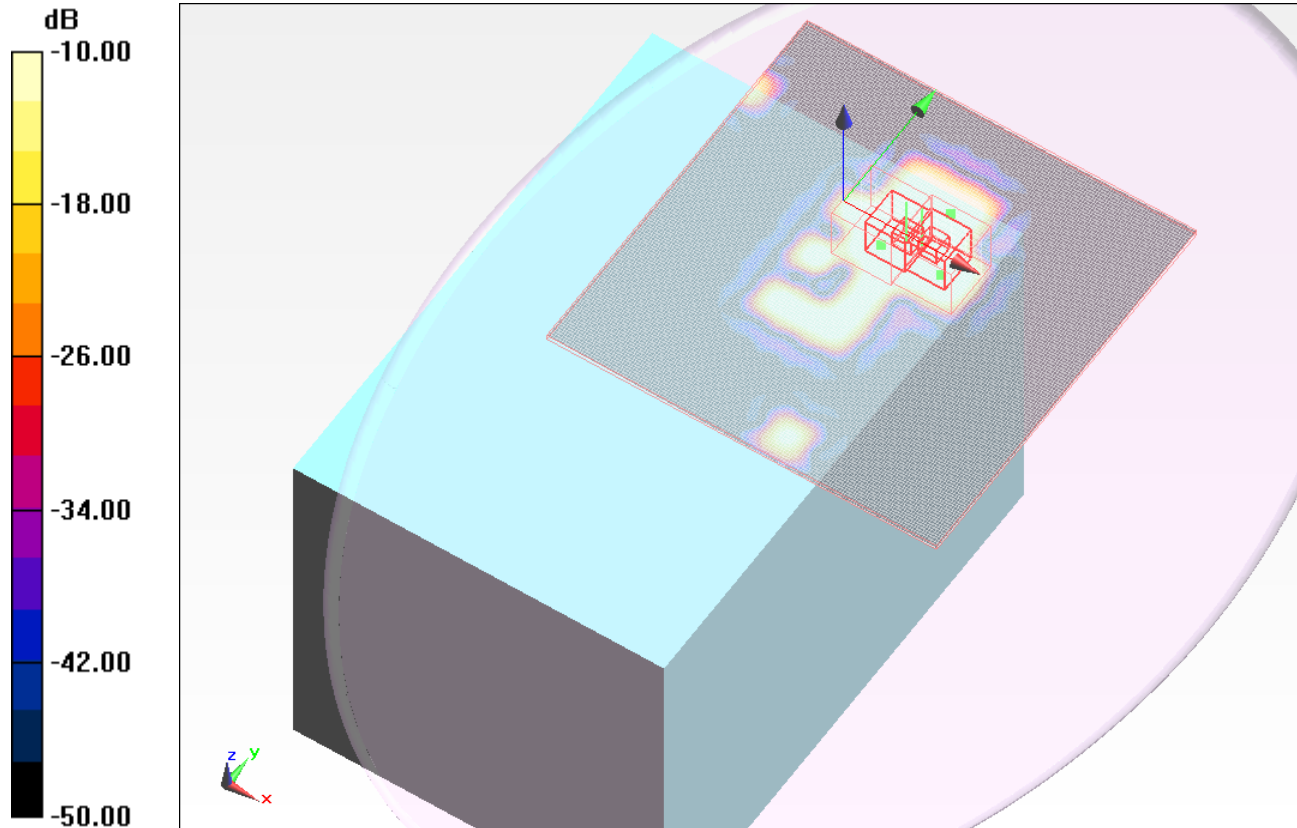
1xEVDO R.0/M-Ch/Zoom Scan (5x5x7)/Cube 1: Measurement grid: dx=8mm, dy=8mm, dz=5mm

Reference Value = 1.441 V/m; Power Drift = 0.11 dB

Peak SAR (extrapolated) = 0.020 W/kg

SAR(1 g) = 0.013 mW/g; SAR(10 g) = 0.00901 mW/gInfo: [Interpolated medium parameters used for SAR evaluation.](#)

Maximum value of SAR (measured) = 0.015 mW/g



0 dB = 0.030mW/g

Test Laboratory: UL CCS SAR Lab A

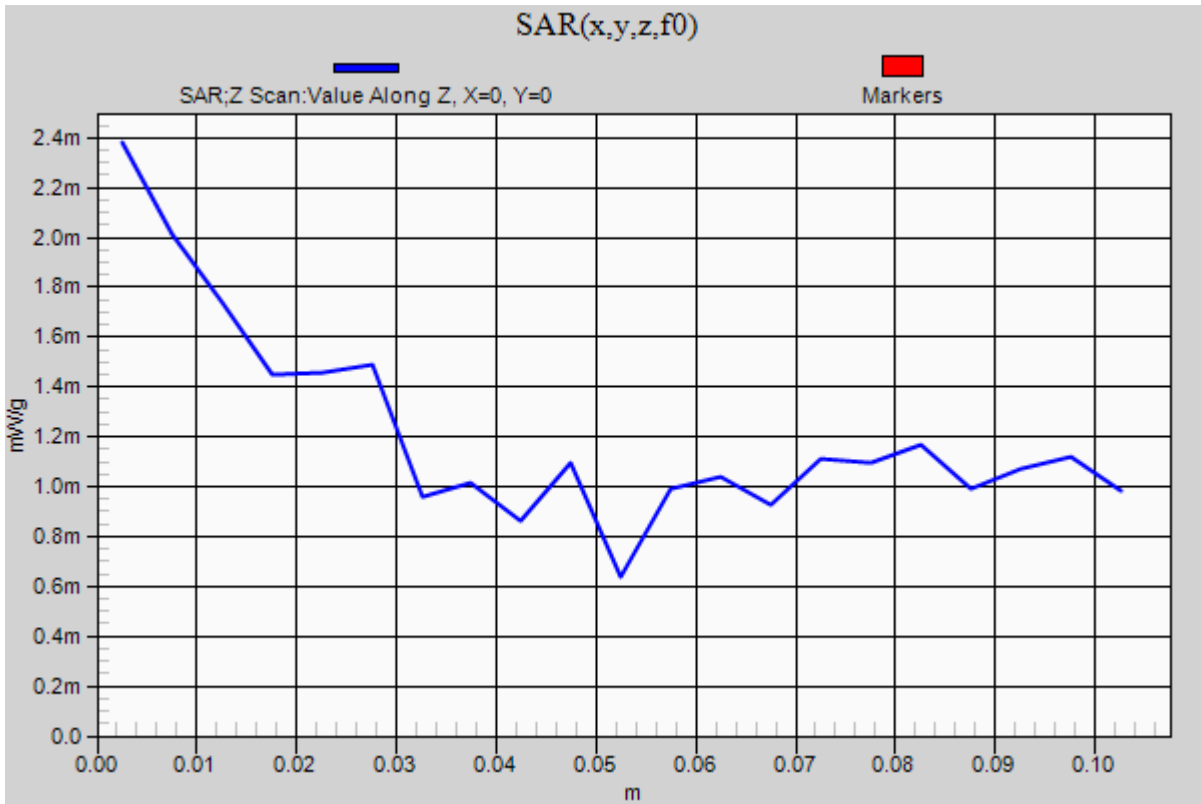
2-1_CDMA2000 1xEVDO Lap Held

Communication System: CDMA2000 (1xEV-DO, 153.6kbps); Frequency: 836.52 MHz; Duty Cycle: 1:1

1xEVDO R.0/M-Ch/Z Scan (1x1x21): Measurement grid: dx=20mm, dy=20mm, dz=5mm

Info: [Interpolated medium parameters used for SAR evaluation.](#)

Maximum value of SAR (measured) = 0.00238 mW/g



Test Laboratory: UL CCS SAR Lab A

2-2_CDMA2000 1xEVDO US PCS Laptop Mode

Communication System: CDMA2000 (1xEV-DO, 153.6kbps); Frequency: 1880 MHz; Duty Cycle: 1:1

Medium parameters used: $f = 1880$ MHz; $\sigma = 1.579$ mho/m; $\epsilon_r = 52.246$; $\rho = 1000$ kg/m³

Phantom section: Flat Section

Room Ambient Temperature: 24.0 deg. C; Liquid Temperature: 23.0 deg. C

DASY5 Configuration:

- Area Scan setting - Find Secondary Maximum Within: 2.0 dB and with a peak SAR value greater than 0.0012W/kg
- Probe: EX3DV4 - SN3686; ConvF(6.99, 6.99, 6.99); Calibrated: 1/24/2011
- Sensor-Surface: 2.5mm (Mechanical Surface Detection)
- Electronics: DAE4 Sn1239; Calibrated: 11/17/2010
- Phantom: ELI v5.0 (B); Type: QDOVA001BB; Serial: 1099
- Measurement SW: DASY52, Version 52.6 (2);SEMCAD X Version 14.4.5 (3634)

1xEVDO RTT/M-Ch/Area Scan (121x151x1): Measurement grid: dx=15mm, dy=15mm

Maximum value of SAR (interpolated) = 0.018 mW/g

1xEVDO RTT/M-Ch/Zoom Scan (5x5x7)/Cube 0: Measurement grid: dx=8mm, dy=8mm, dz=5mm

Reference Value = 0.765 V/m; Power Drift = 0.19 dB

Peak SAR (extrapolated) = 0.026 W/kg

SAR(1 g) = 0.014 mW/g; SAR(10 g) = 0.00828 mW/g

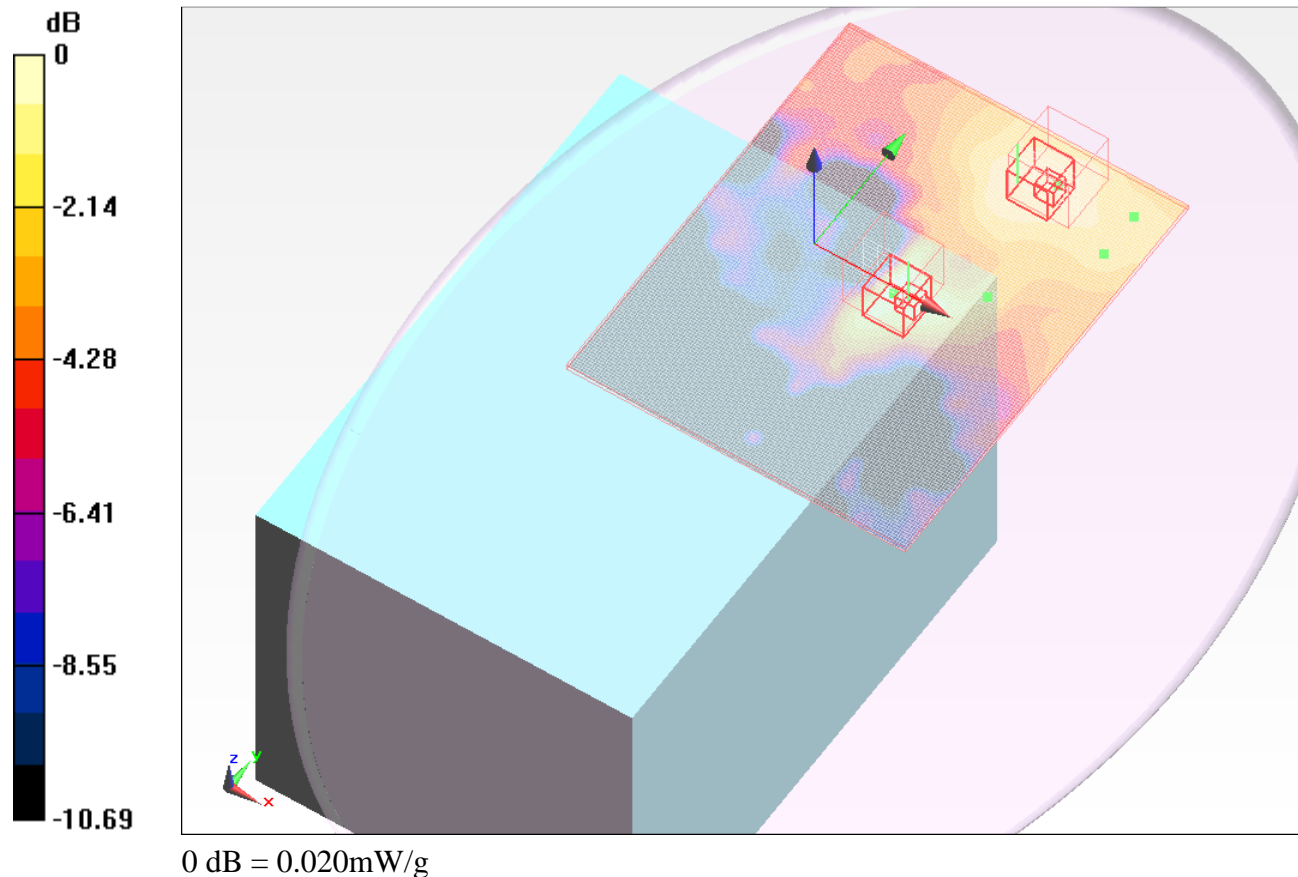
Maximum value of SAR (measured) = 0.018 mW/g

1xEVDO RTT/M-Ch/Zoom Scan (5x5x7)/Cube 1: Measurement grid: dx=8mm, dy=8mm, dz=5mm

Reference Value = 0.765 V/m; Power Drift = 0.19 dB

Peak SAR (extrapolated) = 0.024 W/kg

SAR(1 g) = 0.014 mW/g; SAR(10 g) = 0.00972 mW/g



Test Laboratory: UL CCS SAR Lab A

2-3_CDMA2000 1xEVDO US PCS Laptop Mode

Communication System: CDMA2000 (1xEV-DO, 153.6kbps); Frequency: 1880 MHz; Duty Cycle: 1:1

1xEVDO RTT/M-Ch/Z Scan (1x1x21): Measurement grid: dx=20mm, dy=20mm, dz=5mm
Maximum value of SAR (measured) = 0.016 mW/g

