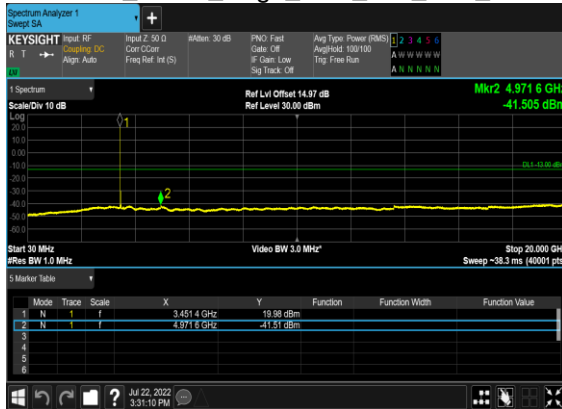
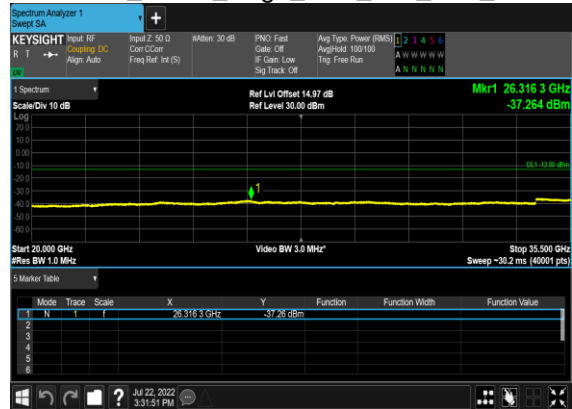


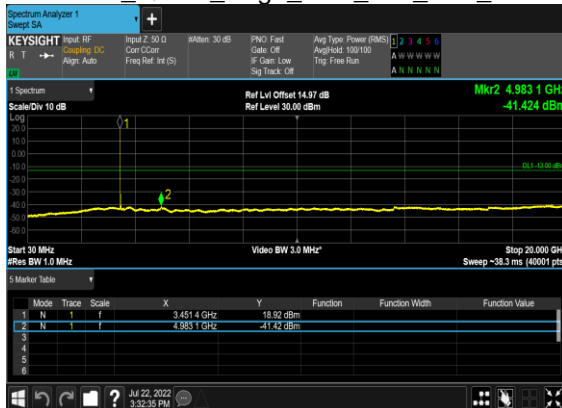
N77(50M)_DFT-s-OFDM_BPSK_Edge_1RB_Left_Low_CH



N77(50M)_DFT-s-OFDM_BPSK_Edge_1RB_Left_Low_CH



N77(50M)_DFT-s-OFDM_QPSK_Edge_1RB_Left_Low_CH



N77(50M)_DFT-s-OFDM_QPSK_Edge_1RB_Left_Low_CH



N77(50M)_DFT-s-OFDM_BPSK_Edge_1RB_Left_Mid_CH



N77(50M)_DFT-s-OFDM_BPSK_Edge_1RB_Left_Mid_CH



N77(50M)_DFT-s-OFDM_QPSK_Edge_1RB_Left_Mid_CH



N77(50M)_DFT-s-OFDM_QPSK_Edge_1RB_Left_Mid_CH



N77(50M)_DFT-s-OFDM_BPSK_Edge_1RB_Left_High_CH



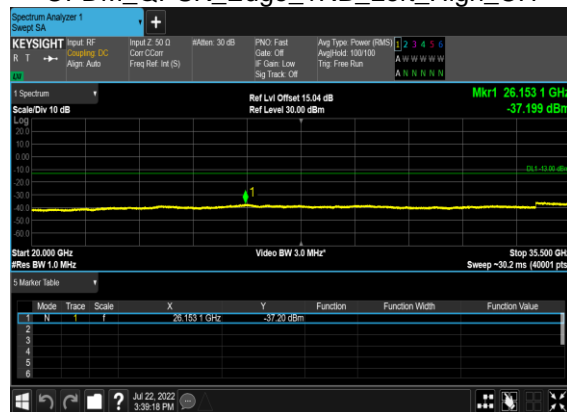
N77(50M)_DFT-s-OFDM_BPSK_Edge_1RB_Left_High_CH



N77(50M)_DFT-s-OFDM_QPSK_Edge_1RB_Left_High_CH



N77(50M)_DFT-s-OFDM_QPSK_Edge_1RB_Left_High_CH



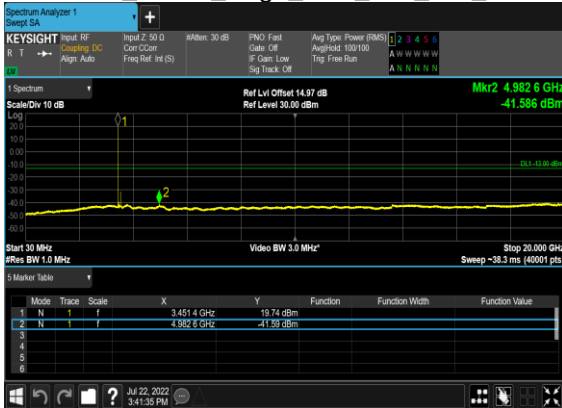
N77(100M)_DFT-s-OFDM_BPSK_Edge_1RB_Left_Mid_CH



N77(100M)_DFT-s-OFDM_BPSK_Edge_1RB_Left_Mid_CH



N77(100M)_DFT-s-OFDM_QPSK_Edge_1RB_Left_Mid_CH



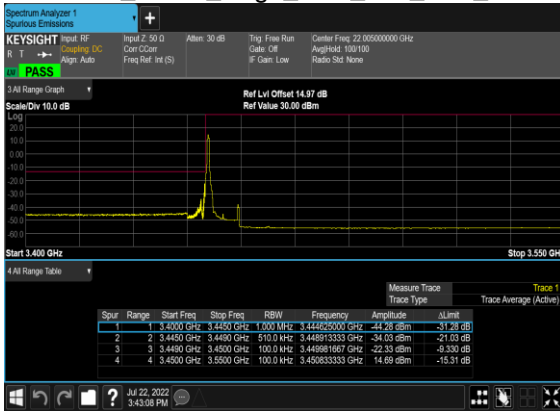
N77(100M)_DFT-s-OFDM_QPSK_Edge_1RB_Left_Mid_CH



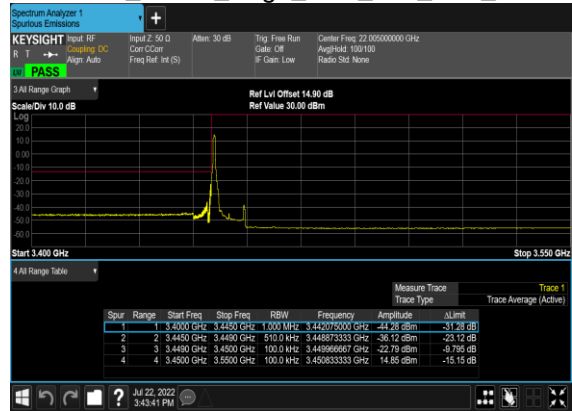
Conducted Band Edge

NR Band	SCS (kHz)	Bandwidth (MHz)	Arfcn	Freq (MHz)	Modulation	RB	Result	Verdict
77	30	10	630334	3455.01	DFT-s-OFDM BPSK	1@0	see graph	PASS
77	30	10	630334	3455.01	DFT-s-OFDM QPSK	1@0	see graph	PASS
77	30	10	630334	3455.01	DFT-s-OFDM BPSK	24@0	see graph	PASS
77	30	10	630334	3455.01	DFT-s-OFDM QPSK	24@0	see graph	PASS
77	30	10	636332	3544.98	DFT-s-OFDM BPSK	1@23	see graph	PASS
77	30	10	636332	3544.98	DFT-s-OFDM QPSK	1@23	see graph	PASS
77	30	10	636332	3544.98	DFT-s-OFDM BPSK	24@0	see graph	PASS
77	30	10	636332	3544.98	DFT-s-OFDM QPSK	24@0	see graph	PASS
77	30	50	631668	3475.02	DFT-s-OFDM BPSK	1@0	see graph	PASS
77	30	50	631668	3475.02	DFT-s-OFDM QPSK	1@0	see graph	PASS
77	30	50	631668	3475.02	DFT-s-OFDM BPSK	128@0	see graph	PASS
77	30	50	631668	3475.02	DFT-s-OFDM QPSK	128@0	see graph	PASS
77	30	50	635000	3525.0	DFT-s-OFDM BPSK	1@132	see graph	PASS
77	30	50	635000	3525.0	DFT-s-OFDM QPSK	1@132	see graph	PASS
77	30	50	635000	3525.0	DFT-s-OFDM BPSK	128@0	see graph	PASS
77	30	50	635000	3525.0	DFT-s-OFDM QPSK	128@0	see graph	PASS
77	30	100	633334	3500.01	DFT-s-OFDM BPSK	1@0	see graph	PASS
77	30	100	633334	3500.01	DFT-s-OFDM QPSK	1@0	see graph	PASS
77	30	100	633334	3500.01	DFT-s-OFDM BPSK	1@272	see graph	PASS
77	30	100	633334	3500.01	DFT-s-OFDM QPSK	1@272	see graph	PASS
77	30	100	633334	3500.01	DFT-s-OFDM BPSK	270@0	see graph	PASS
77	30	100	633334	3500.01	DFT-s-OFDM QPSK	270@0	see graph	PASS

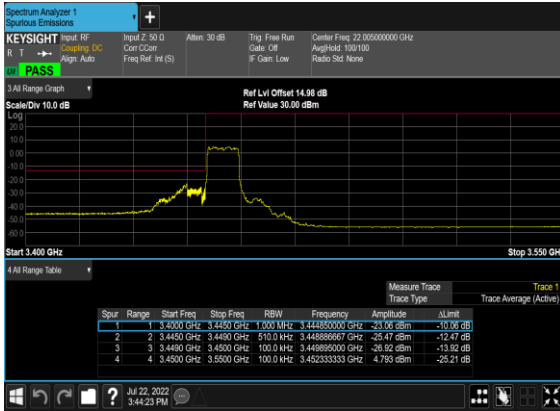
N77(10M)_DFT-s-OFDM_BPSK_Edge_1RB_Left_Low_CH



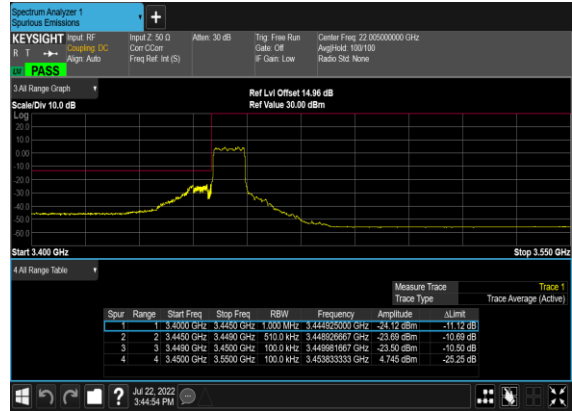
N77(10M)_DFT-s-OFDM_QPSK_Edge_1RB_Left_Low_CH



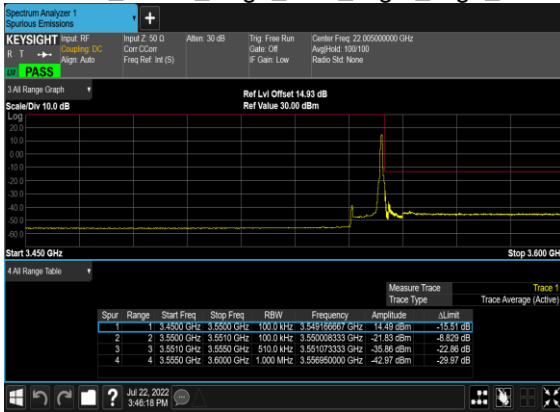
N77(10M)_DFT-s-OFDM_BPSK_Outer_Full_Low_CH



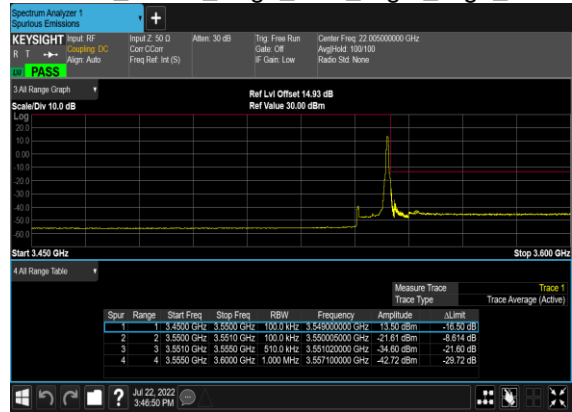
N77(10M)_DFT-s-OFDM_QPSK_Outer_Full_Low_CH



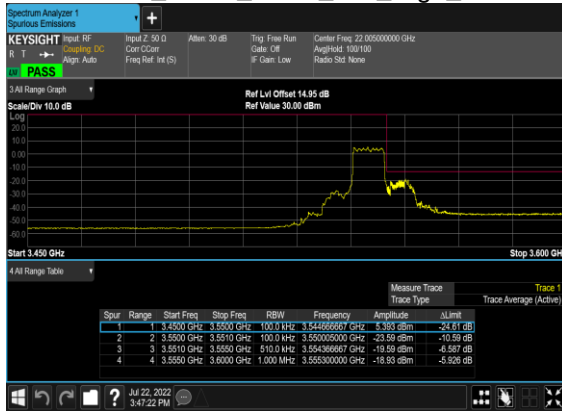
N77(10M)_DFT-s-OFDM_BPSK_Edge_1RB_Right_High_CH



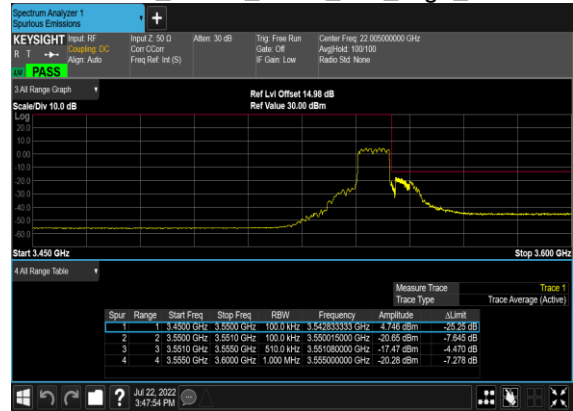
N77(10M)_DFT-s-OFDM_QPSK_Edge_1RB_Right_High_CH



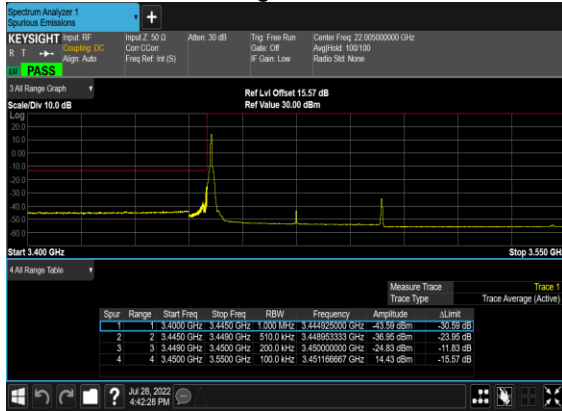
N77(10M)_DFT-s-OFDM_BPSK_Outer_Full_High_CH



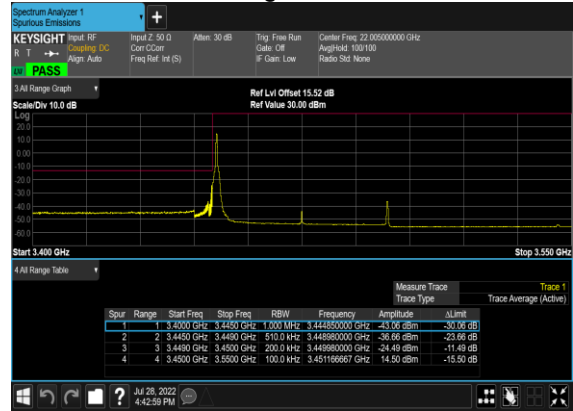
N77(10M)_DFT-s-OFDM_QPSK_Outer_Full_High_CH



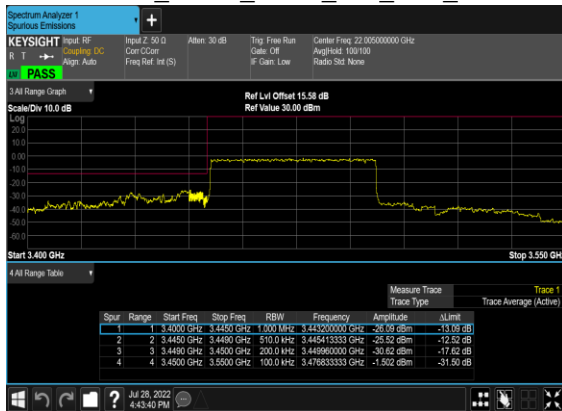
N77(50M)_DFT-s-OFDM_BPSK_Edge_1RB_Left_Low_CH



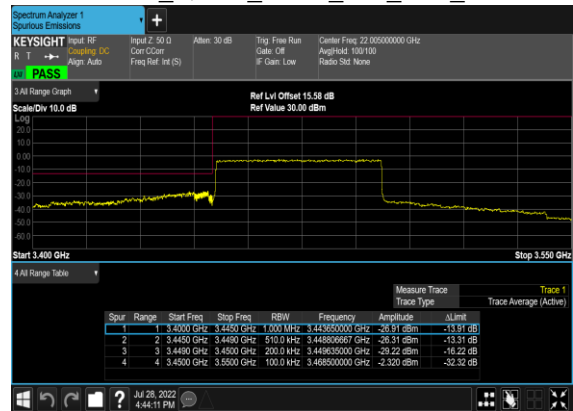
N77(50M)_DFT-s-OFDM_QPSK_Edge_1RB_Left_Low_CH



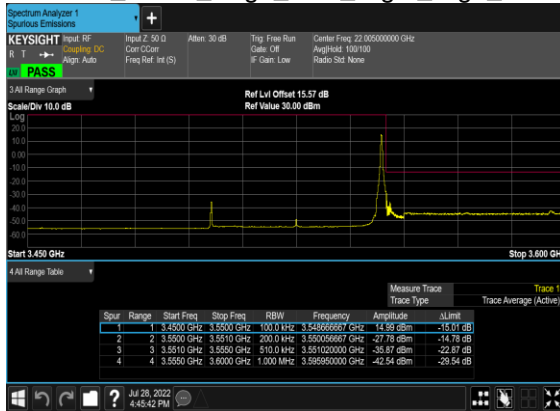
N77(50M)_DFT-s-OFDM_BPSK_Outer_Full_Low_CH



N77(50M)_DFT-s-OFDM_QPSK_Outer_Full_Low_CH



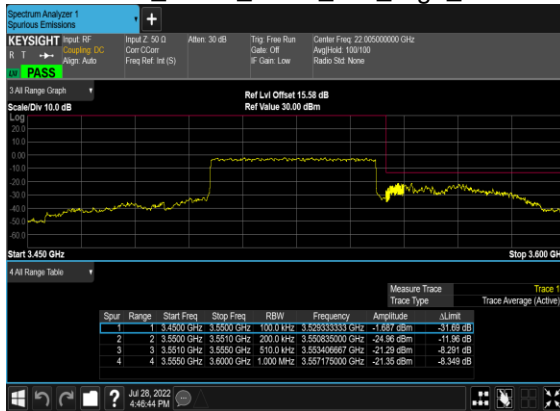
N77(50M)_DFT-s-OFDM_BPSK_Edge_1RB_Right_High_CH



N77(50M)_DFT-s-OFDM_QPSK_Edge_1RB_Right_High_CH



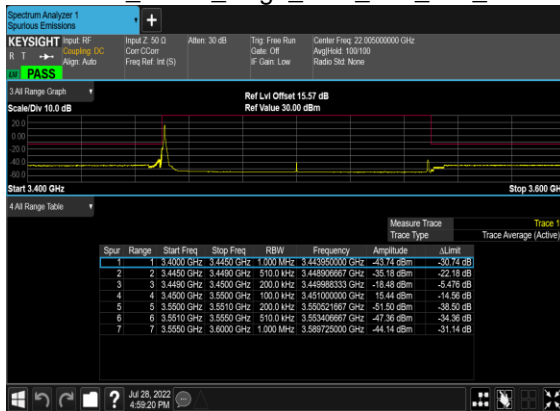
N77(50M)_DFT-s-OFDM_BPSK_Outer_Full_High_CH



N77(50M)_DFT-s-OFDM_QPSK_Outer_Full_High_CH



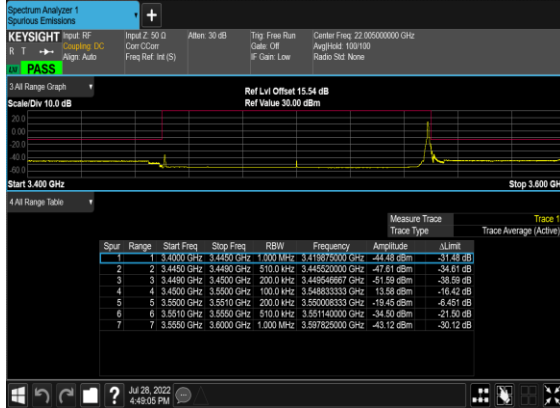
N77(100M)_DFT-s-OFDM_BPSK_Edge_1RB_Left_Mid_CH



N77(100M)_DFT-s-OFDM_QPSK_Edge_1RB_Left_Mid_CH



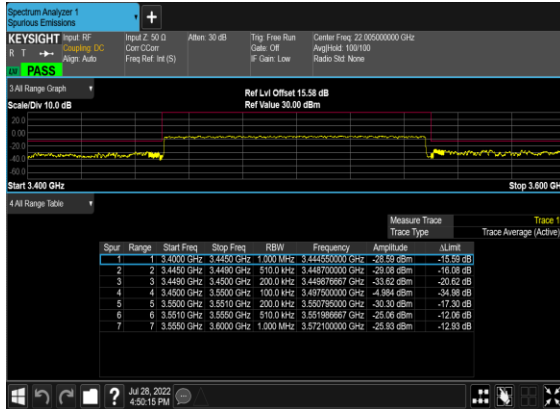
N77(100M)_DFT-s-OFDM_BPSK_Edge_1RB_Right_Mid_CH



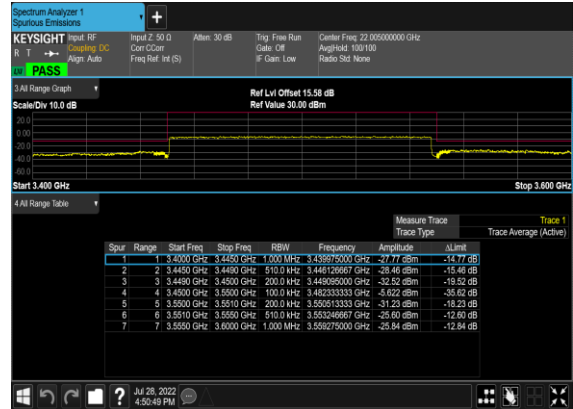
N77(100M)_DFT-s-OFDM_QPSK_Edge_1RB_Right_Mid_CH



N77(100M)_DFT-s-OFDM_BPSK_Outer_Full_Mid_CH



N77(100M)_DFT-s-OFDM_QPSK_Outer_Full_Mid_CH





Appendix B. Test Results of Radiated Test

Radiated Spurious Emission

Test Engineer :	Carry Xu	Temperature :	23~25°C
		Relative Humidity :	41~42%

5G NR n77 / 100MHz / QPSK / RB Size 1 Offset 1								
Channel	Frequency (MHz)	EIRP (dBm)	Limit (dBm)	Over Limit (dB)	S.G. Power (dBm)	TX Cable loss (dB)	TX Antenna Gain (dBi)	Polarization (H/V)
Middle	6900	-39.68	-13	-26.68	-50.16	2.76	13.24	H
	10356	-37.24	-13	-24.24	-46.83	3.42	13.01	H
	13818	-62.14	-13	-49.14	-71.75	3.83	13.44	H
	6900	-43.33	-13	-30.33	-53.77	2.80	13.24	V
	10356	-40.36	-13	-27.36	-49.91	3.46	13.01	V
	13818	-61.90	-13	-48.90	-71.46	3.88	13.44	V

Remark: Spurious emissions within 30-1000MHz were found more than 20dB below limit line.