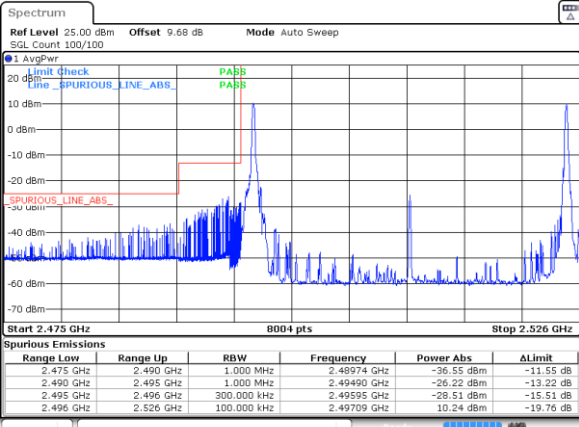




LTE Band 41C / 20MHz+10MHz

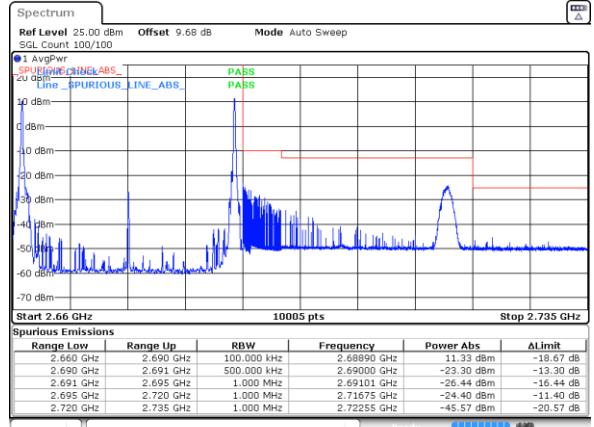
16QAM

Lowest Band Edge / 1RB0 and 1RB49



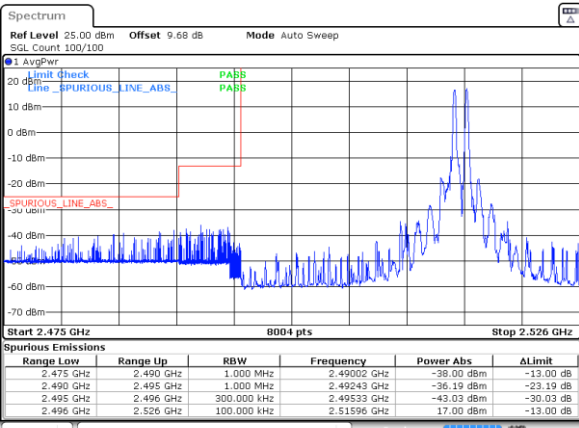
Date: 6 AUG 2022 00:29:19

Highest Band Edge / 1RB0 and 1RB49



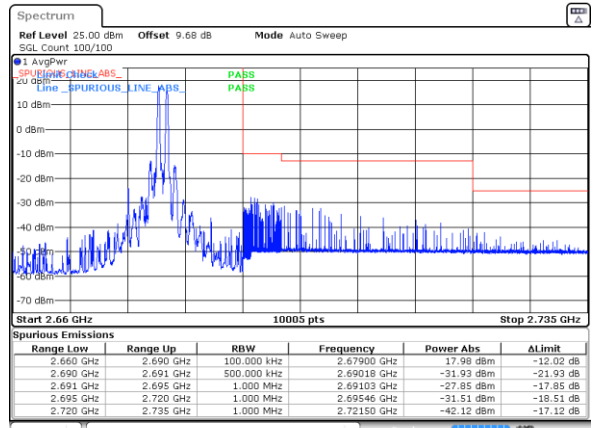
Date: 6 AUG 2022 00:39:42

Lowest Band Edge / 1RB99 and 1RB0



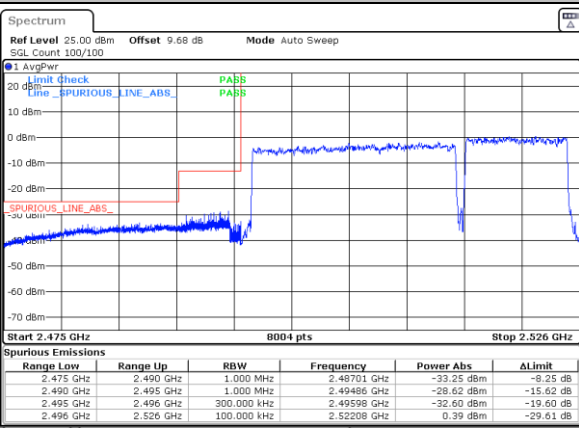
Date: 6 AUG 2022 00:33:43

Highest Band Edge / 1RB99 and 1RB0



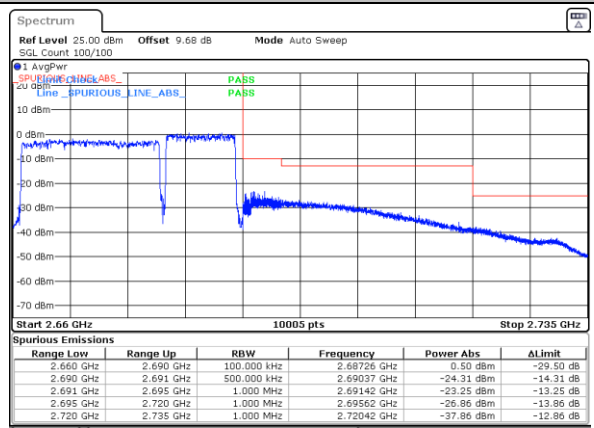
Date: 6 AUG 2022 00:41:09

Lowest Band Edge / Full RB



Date: 6 AUG 2022 00:27:51

Highest Band Edge / Full RB



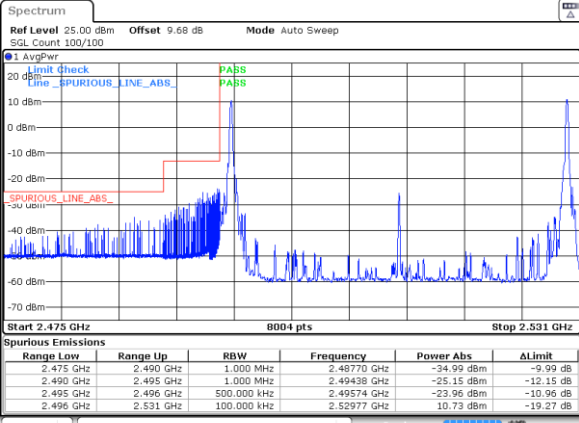
Date: 6 AUG 2022 00:35:18



LTE Band 41C / 20MHz+15MHz

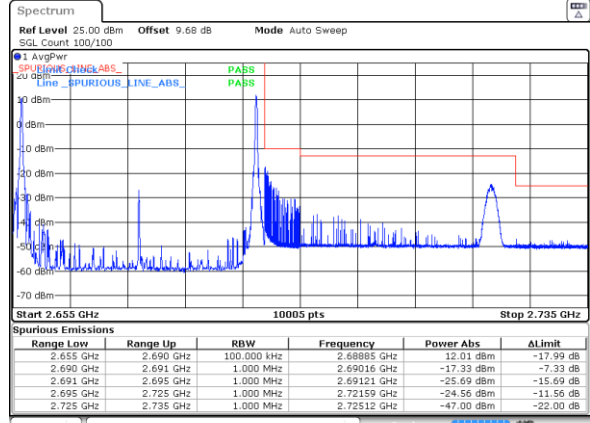
16QAM

Lowest Band Edge / 1RB0 and 1RB74



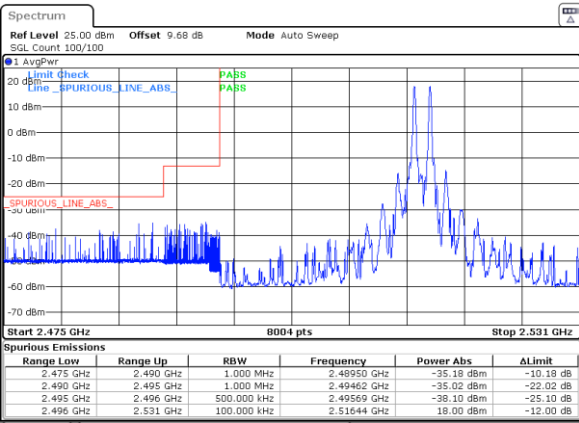
Date: 5 AUG 2022 23:23:21

Highest Band Edge / 1RB0 and 1RB74



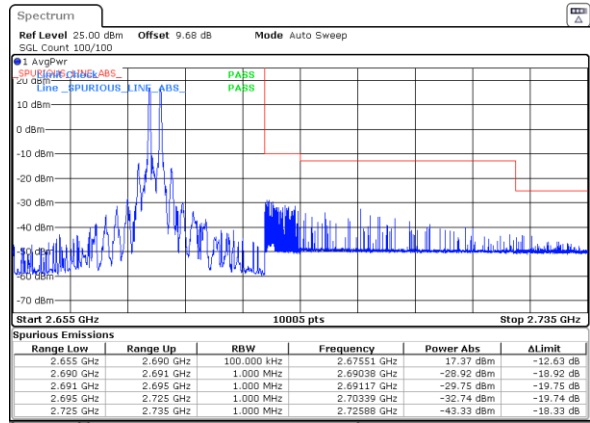
Date: 5 AUG 2022 23:33:43

Lowest Band Edge / 1RB99 and 1RB0



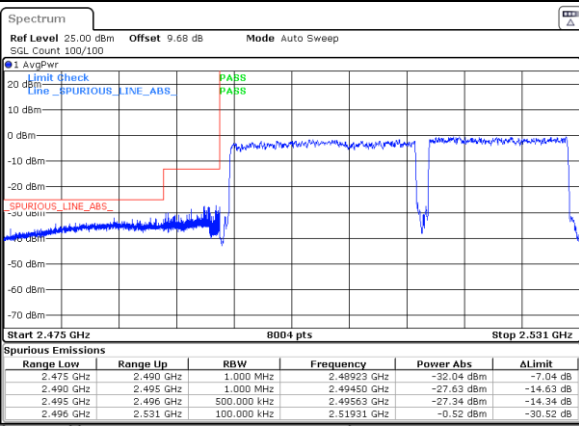
Date: 5 AUG 2022 23:27:45

Highest Band Edge / 1RB99 and 1RB0



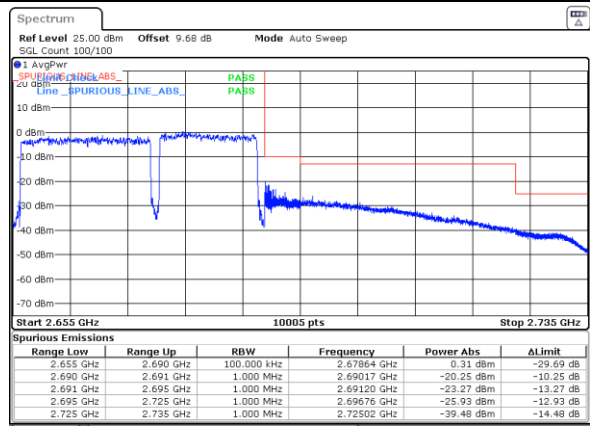
Date: 5 AUG 2022 23:35:11

Lowest Band Edge / Full RB



Date: 5 AUG 2022 23:21:53

Highest Band Edge / Full RB



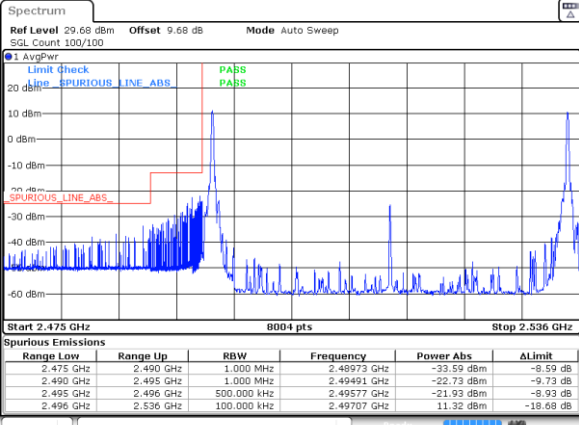
Date: 5 AUG 2022 23:29:20



LTE Band 41C / 20MHz+20MHz

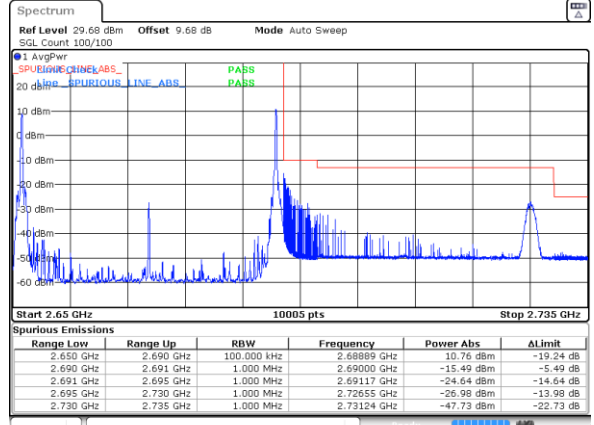
16QAM

Lowest Band Edge / 1RB0 and 1RB99



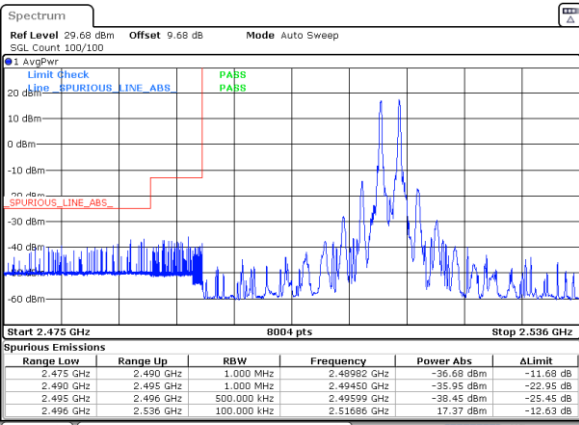
Date: 5 AUG 2022 23:43:01

Highest Band Edge / 1RB0 and 1RB99



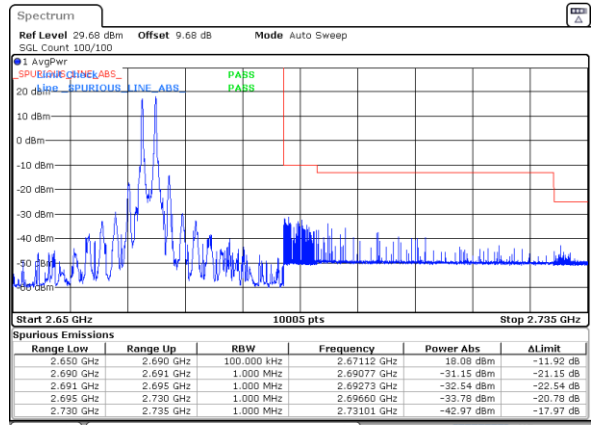
Date: 5 AUG 2022 23:53:24

Lowest Band Edge / 1RB99 and 1RB0



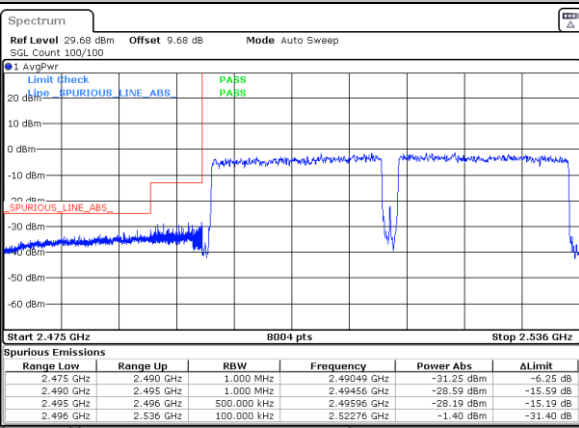
Date: 5 AUG 2022 23:47:25

Highest Band Edge / 1RB99 and 1RB0



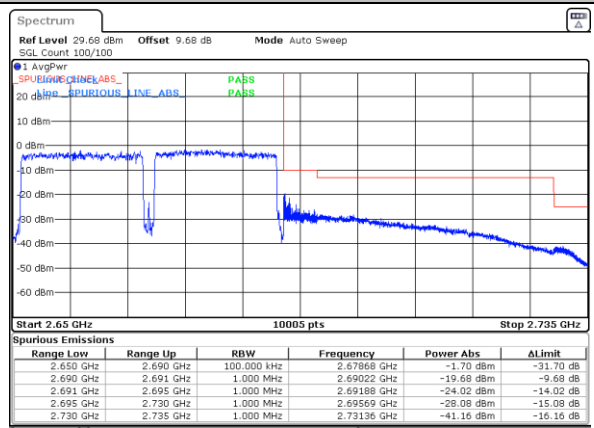
Date: 5 AUG 2022 23:54:52

Lowest Band Edge / Full RB



Date: 5 AUG 2022 23:41:33

Highest Band Edge / Full RB



Date: 5 AUG 2022 23:49:00



Conducted Spurious Emission



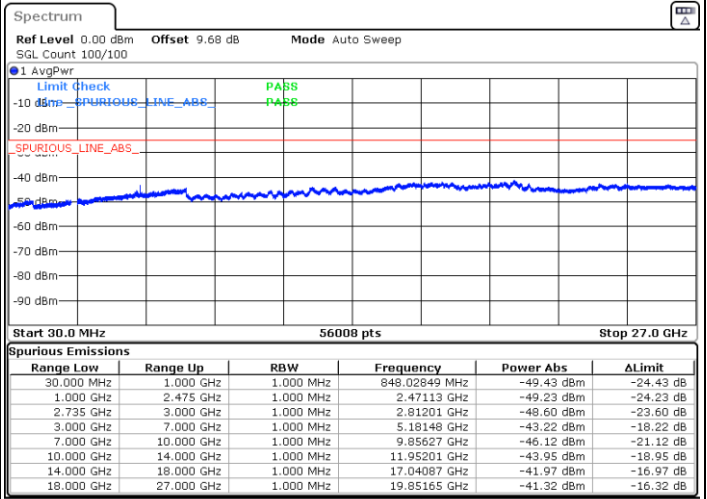
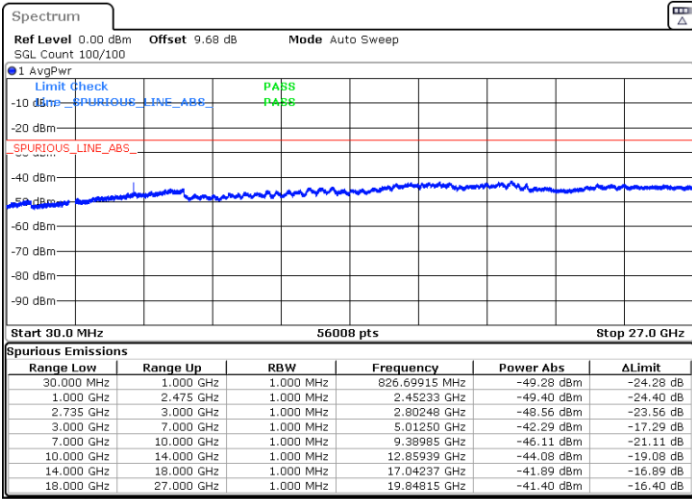


LTE Band 41C / 10MHz+15MHz

QPSK

Lowest Channel / 1RB49 and 1RB0

Middle Channel / 1RB49 and 1RB0

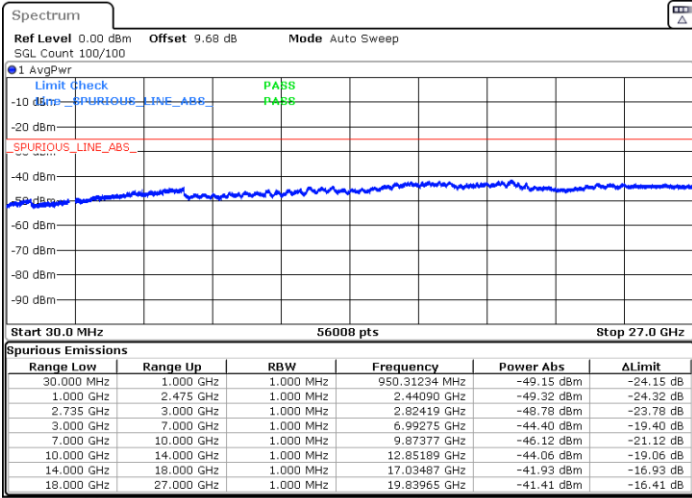


Date: 6 AUG.2022 04:15:13

Date: 6 AUG.2022 04:17:02

Highest Channel / 1RB49 and 1RB0

N/A



Date: 6 AUG.2022 04:18:49

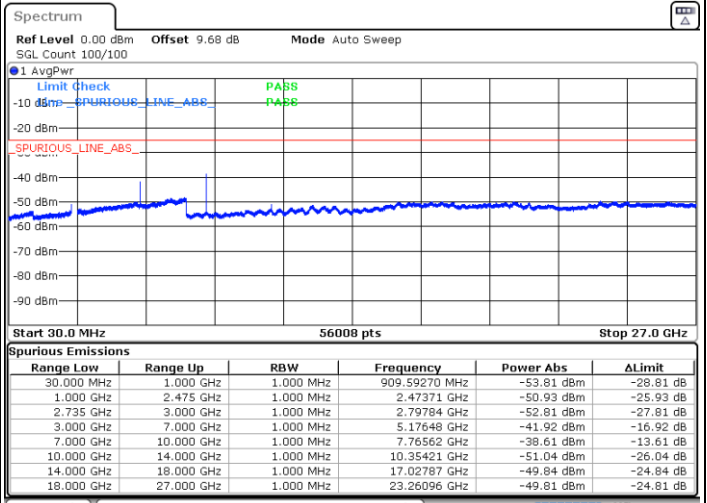
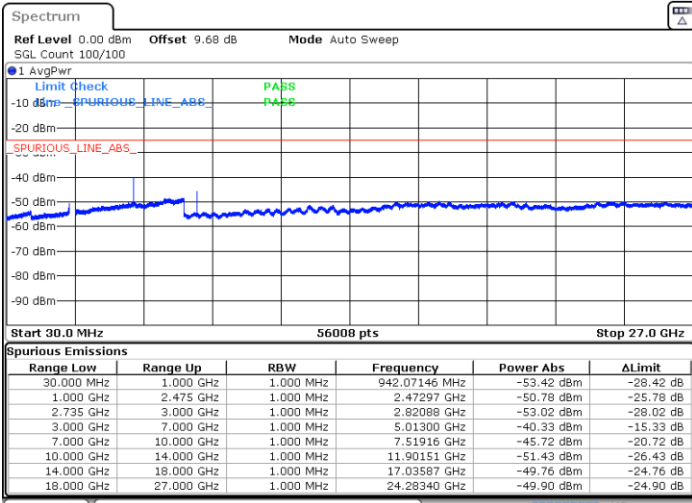


LTE Band 41C / 10MHz+20MHz

QPSK

Lowest Channel / 1RB49 and 1RB0

Middle Channel / 1RB49 and 1RB0

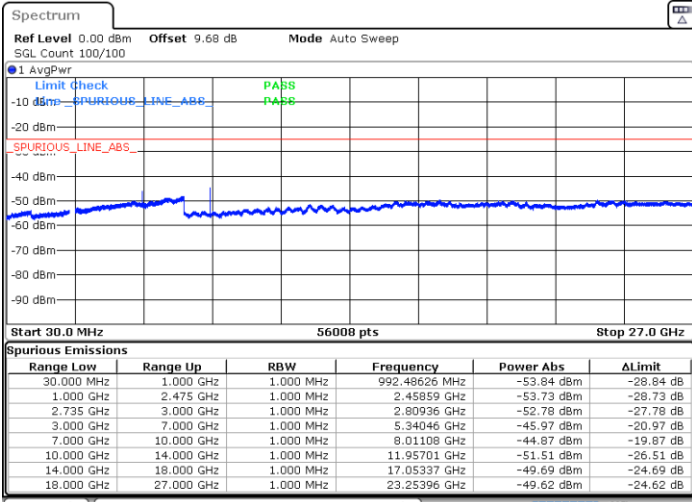


Date: 6 AUG.2022 04:08:41

Date: 6 AUG.2022 04:11:16

Highest Channel / 1RB49 and 1RB0

N/A



Date: 6 AUG.2022 04:13:08

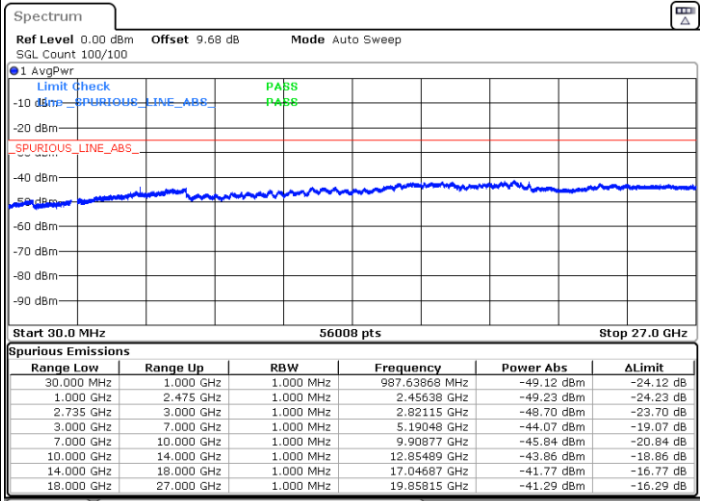
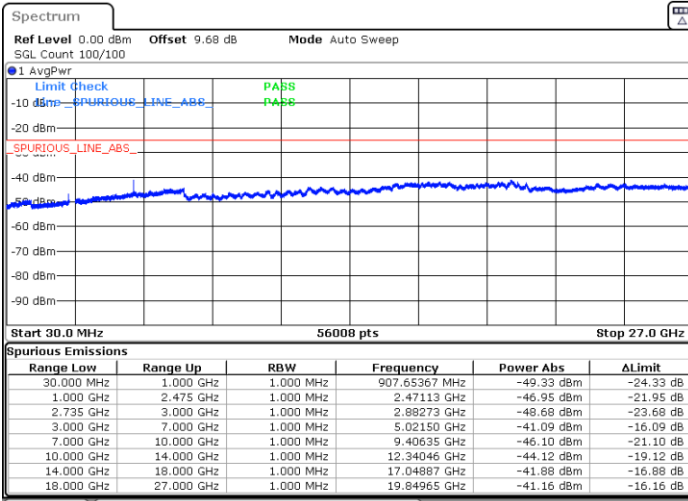


LTE Band 41C / 15MHz+10MHz

QPSK

Lowest Channel / 1RB74 and 1RB0

Middle Channel / 1RB74 and 1RB0

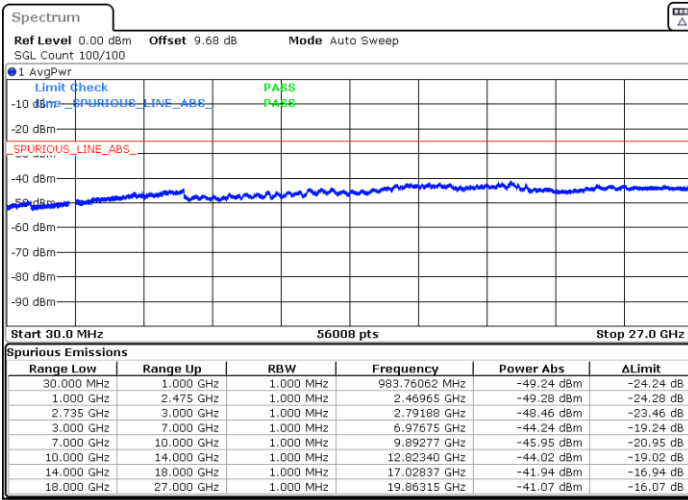


Date: 6 AUG.2022 03:25:15

Date: 6 AUG.2022 03:32:50

Highest Channel / 1RB74 and 1RB0

N/A



Date: 6 AUG.2022 03:49:06

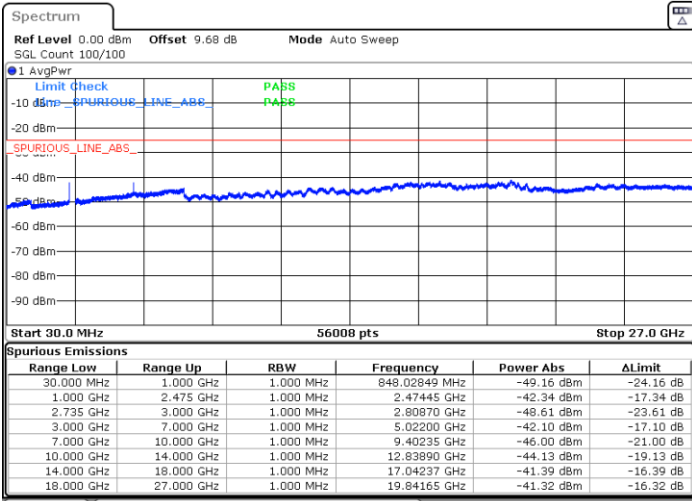


LTE Band 41C / 15MHz+15MHz

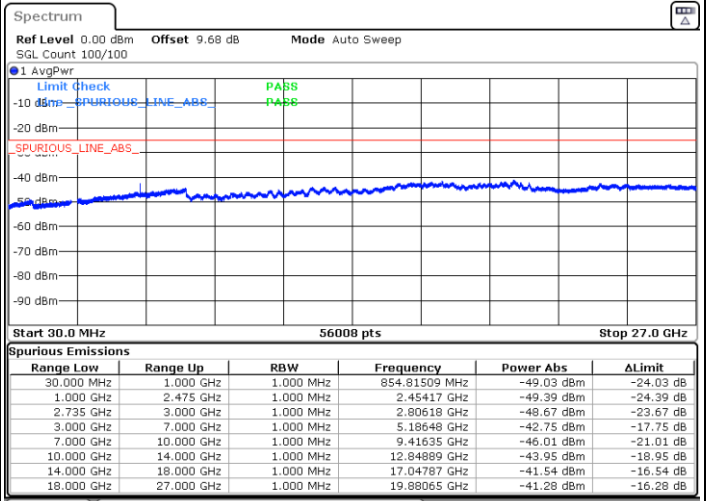
QPSK

Lowest Channel / 1RB74 and 1RB0

Middle Channel / 1RB74 and 1RB0



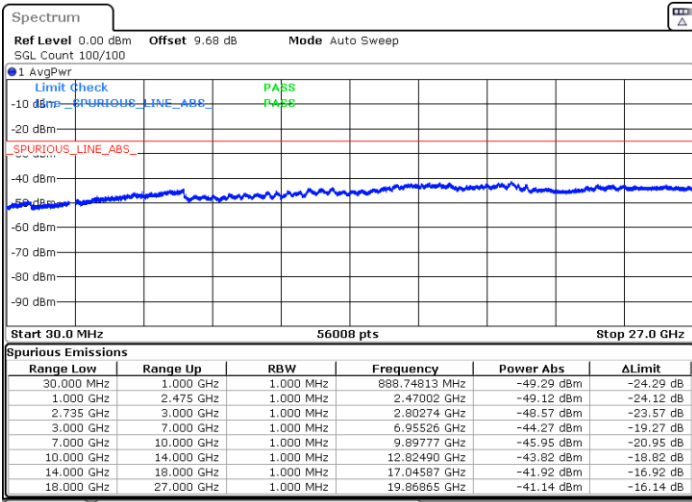
Date: 6 AUG 2022 02:53:28



Date: 6 AUG 2022 02:59:24

Highest Channel / 1RB74 and 1RB0

N/A



Date: 6 AUG 2022 03:19:03

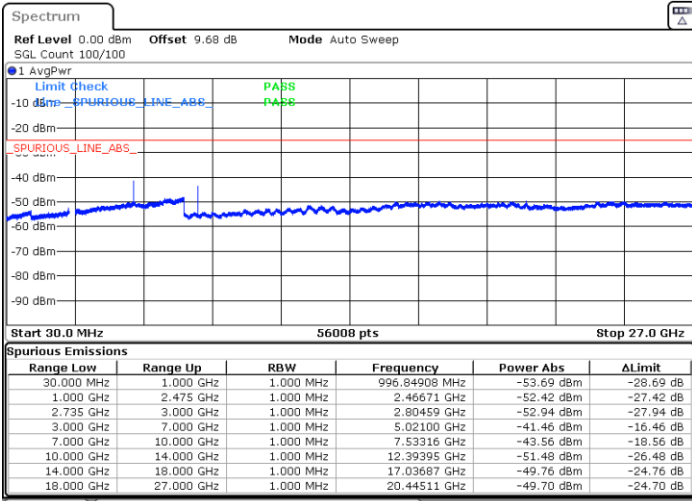


LTE Band 41C / 15MHz+20MHz

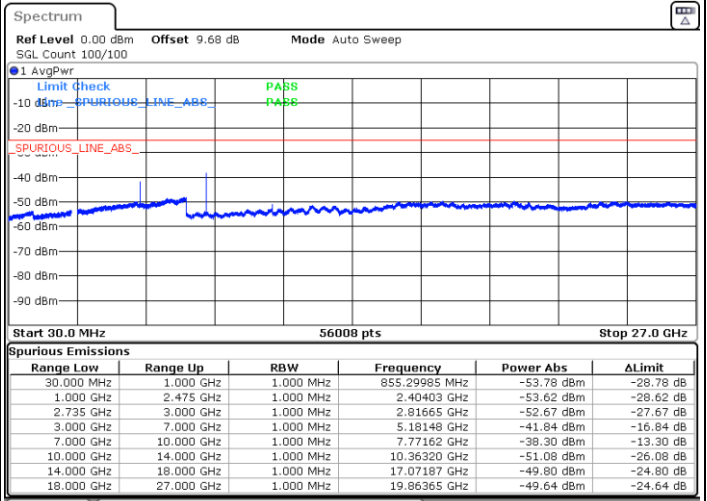
QPSK

Lowest Channel / 1RB74 and 1RB0

Middle Channel / 1RB74 and 1RB0



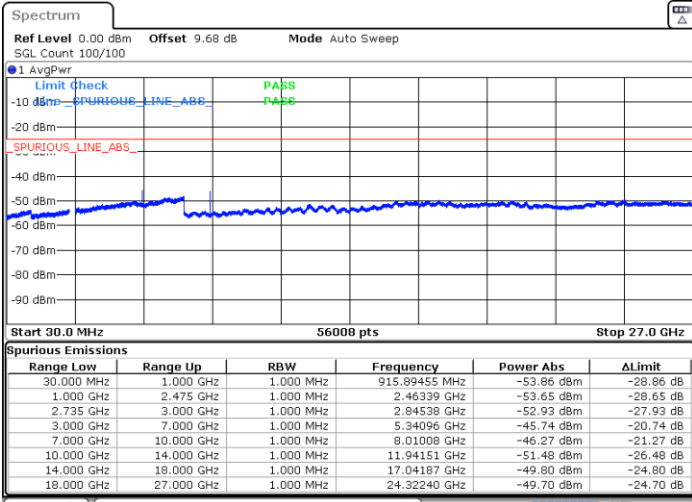
Date: 6 AUG.2022 02:47:31



Date: 6 AUG.2022 02:49:20

Highest Channel / 1RB74 and 1RB0

N/A



Date: 6 AUG.2022 02:51:15

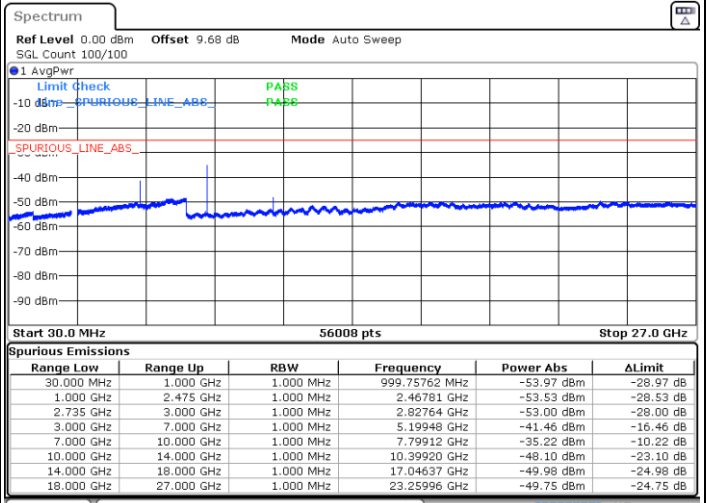
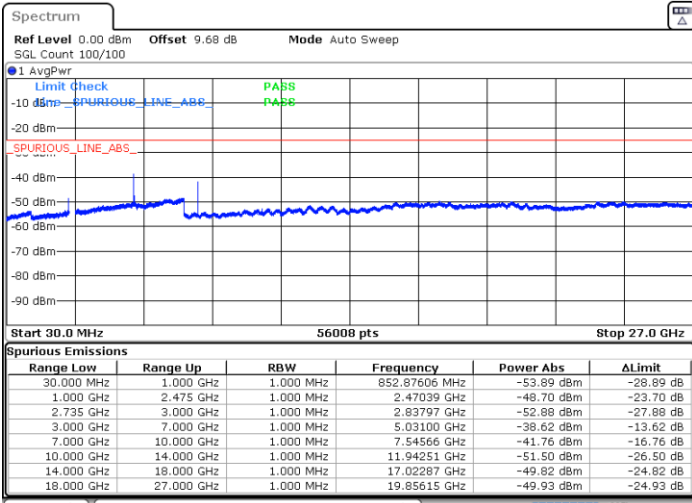


LTE Band 41C / 20MHz+5MHz

QPSK

Lowest Channel / 1RB99 and 1RB0

Middle Channel / 1RB99 and 1RB0

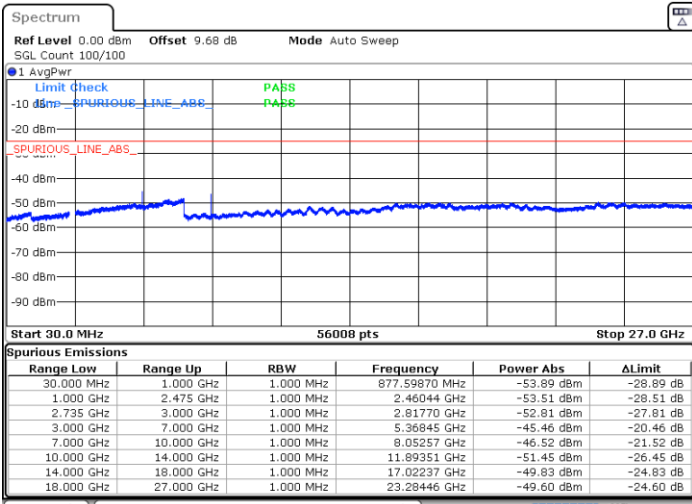


Date: 6 AUG.2022 02:16:49

Date: 6 AUG.2022 02:18:55

Highest Channel / 1RB99 and 1RB0

N/A



Date: 6 AUG.2022 02:20:43

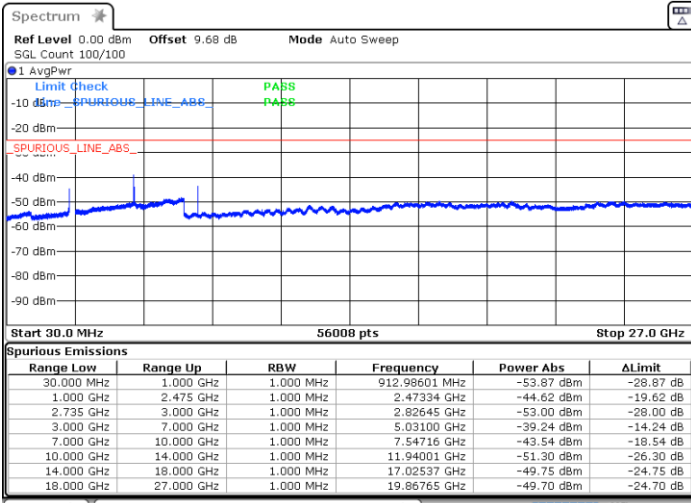


LTE Band 41C / 20MHz+10MHz

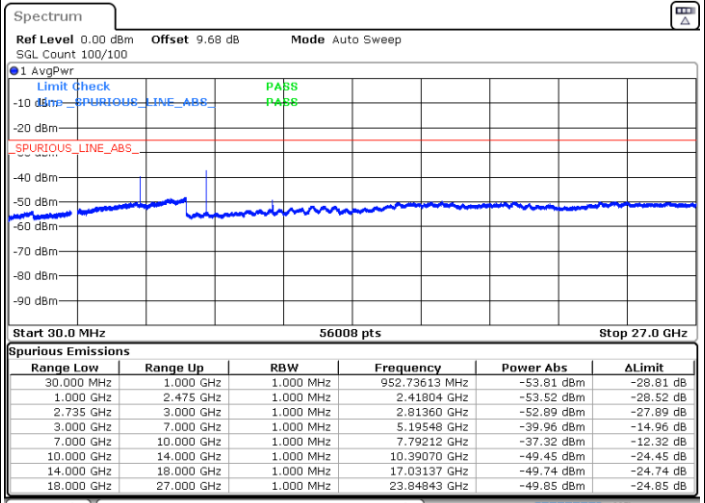
QPSK

Lowest Channel / 1RB99 and 1RB0

Middle Channel / 1RB99 and 1RB0



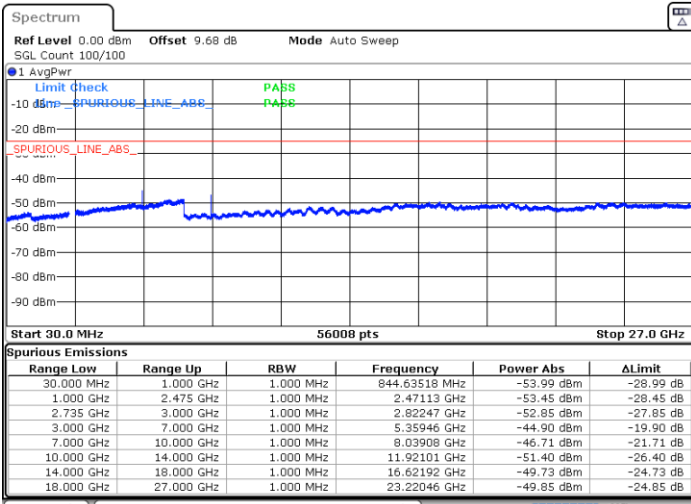
Date: 6 AUG.2022 02:23:31



Date: 6 AUG.2022 02:25:46

Highest Channel / 1RB99 and 1RB0

N/A



Date: 6 AUG.2022 02:27:55

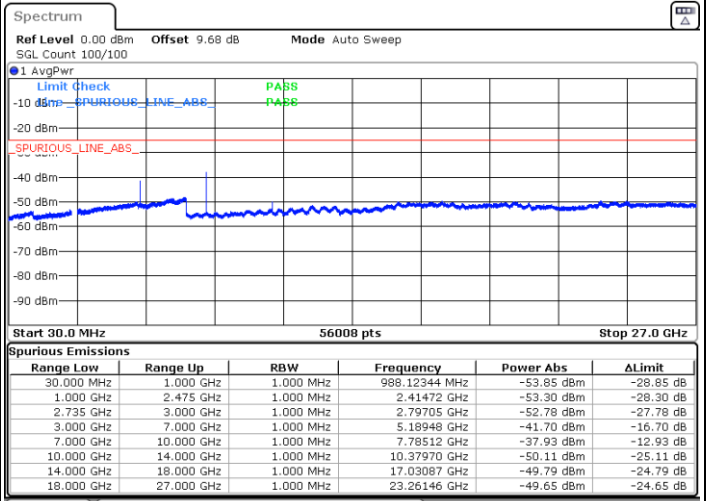
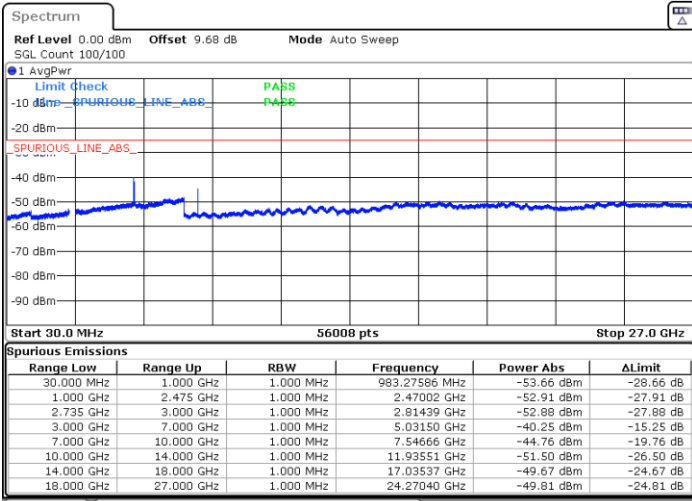


LTE Band 41C / 20MHz+15MHz

QPSK

Lowest Channel / 1RB99 and 1RB0

Middle Channel / 1RB99 and 1RB0

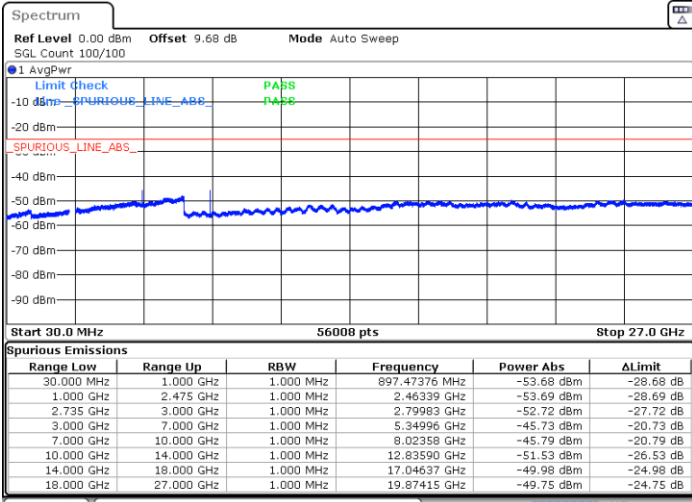


Date: 6 AUG.2022 02:30:08

Date: 6 AUG.2022 02:32:51

Highest Channel / 1RB99 and 1RB0

N/A



Date: 6 AUG.2022 02:35:20

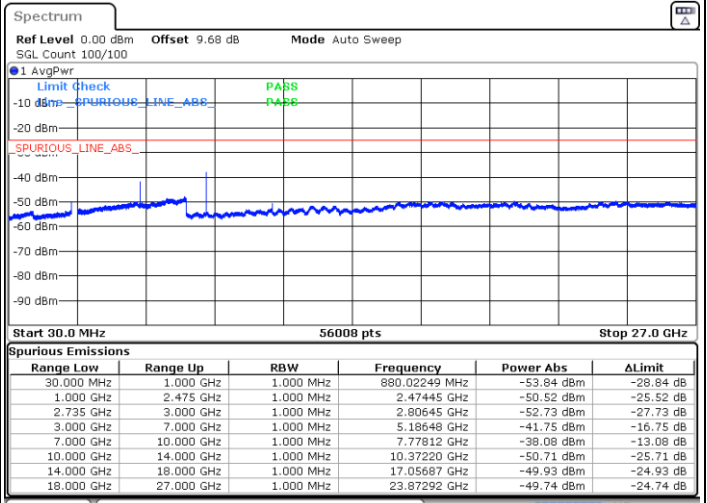
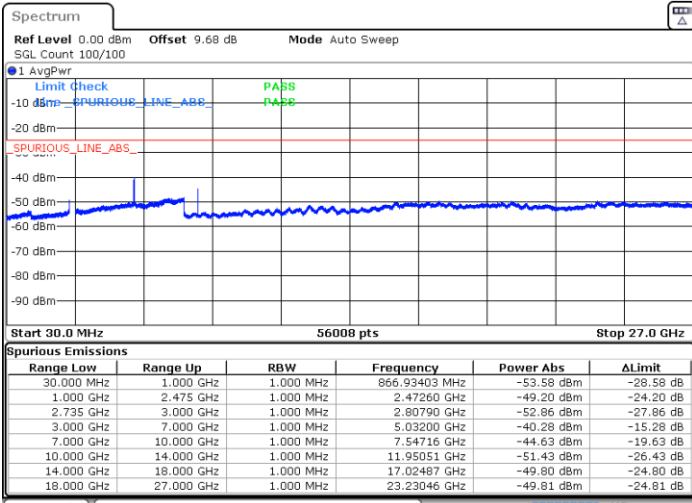


LTE Band 41C / 20MHz+20MHz

QPSK

Lowest Channel / 1RB99 and 1RB0

Middle Channel / 1RB99 and 1RB0

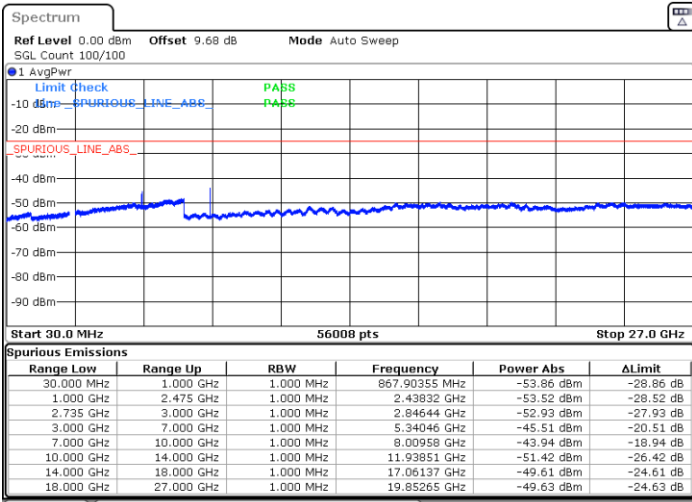


Date: 6 AUG.2022 02:37:40

Date: 6 AUG.2022 02:39:45

Highest Channel / 1RB99 and 1RB0

N/A



Date: 6 AUG.2022 02:41:39



Frequency Stability

Test Conditions		LTE Band 41C (QPSK) / Middle Channel	Limit
Temperature (°C)	Voltage (Volt)	BW 20+20MHz	Note 2.
		Deviation (ppm)	Result
50	Normal Voltage	0.0032	PASS
40	Normal Voltage	0.0024	
30	Normal Voltage	0.0013	
20(Ref.)	Normal Voltage	0.0000	
10	Normal Voltage	0.0011	
0	Normal Voltage	0.0018	
-10	Normal Voltage	0.0021	
-20	Normal Voltage	0.0027	
-30	Normal Voltage	0.0034	
20	Maximum Voltage	0.0017	
20	Normal Voltage	0.0000	
20	Battery End Point	0.0034	

Note:

1. Normal Voltage =3.8 V. ; Battery End Point (BEP) =3.6 V. ; Maximum Voltage =4.2 V.
2. Note: The frequency fundamental emissions stay within the authorized frequency block.



Appendix B. Test Results of Radiated Test

Radiated Spurious Emission

Test Engineer :	Levi Zhuo	Temperature :	22~23°C
		Relative Humidity :	41~42%

LTE Band 12 / 10MHz / QPSK								
Channel	Frequency (MHz)	ERP (dBm)	Limit (dBm)	Over Limit (dB)	S.G. Power (dBm)	TX Cable loss (dB)	TX Antenna Gain (dBi)	Polarization (H/V)
Middle	1406	-63.50	-13	-50.50	-66.13	1.09	5.87	H
	2110	-60.56	-13	-47.56	-62.96	1.37	5.92	H
	2812	-59.06	-13	-46.06	-62.95	1.64	7.68	H
	1406	-61.24	-13	-48.24	-63.87	1.09	5.87	V
	2110	-59.93	-13	-46.93	-62.33	1.37	5.92	V
	2812	-59.09	-13	-46.09	-62.98	1.64	7.68	V

Remark: Spurious emissions within 30-1000MHz were found more than 20dB below limit line.

LTE Band 25 / 20MHz / QPSK								
Channel	Frequency (MHz)	EIRP (dBm)	Limit (dBm)	Over Limit (dB)	S.G. Power (dBm)	TX Cable loss (dB)	TX Antenna Gain (dBi)	Polarization (H/V)
Middle	3741	-51.30	-13	-38.30	-63.56	2.64	14.90	H
	5613	-50.42	-13	-37.42	-62.28	2.94	14.80	H
	7488	-46.23	-13	-33.23	-56.00	3.39	13.16	H
	3741	-56.06	-13	-43.06	-68.32	2.64	14.90	V
	5613	-51.53	-13	-38.53	-63.39	2.94	14.80	V
	7488	-49.86	-13	-36.86	-59.63	3.39	13.16	V

Remark: Spurious emissions within 30-1000MHz were found more than 20dB below limit line.

LTE Band 26 / 15MHz / QPSK								
Channel	Frequency (MHz)	ERP (dBm)	Limit (dBm)	Over Limit (dB)	S.G. Power (dBm)	TX Cable loss (dB)	TX Antenna Gain (dBi)	Polarization (H/V)
Middle	1660	-64.79	-13	-51.79	-71.76	1.58	10.70	H
	2490	-60.93	-13	-47.93	-69.18	2.102	12.50	H
	3318	-58.54	-13	-45.54	-67.43	2.856	13.90	H
	1660	-63.65	-13	-50.65	-70.62	1.58	10.70	V
	2490	-59.29	-13	-46.29	-67.54	2.10	12.50	V
	3318	-58.35	-13	-45.35	-67.24	2.86	13.90	V

Remark: Spurious emissions within 30-1000MHz were found more than 20dB below limit line.



LTE Band 41 / 20MHz / QPSK								
Channel	Frequency (MHz)	EIRP (dBm)	Limit (dBm)	Over Limit (dB)	S.G. Power (dBm)	TX Cable loss (dB)	TX Antenna Gain (dBi)	Polarization (H/V)
Middle	5168	-57.00	-25	-32.00	-67.21	3.03	13.24	H
	7752	-55.87	-25	-30.87	-65.32	3.56	13.01	H
	10340	-51.18	-25	-26.18	-60.70	3.92	13.44	H
	5168	-53.57	-25	-28.57	-63.78	3.03	13.24	V
	7752	-49.85	-25	-24.85	-59.30	3.56	13.01	V
	10340	-50.95	-25	-25.95	-60.47	3.92	13.44	V

Remark: Spurious emissions within 30-1000MHz were found more than 20dB below limit line.

LTE Band 66 / 20MHz / QPSK								
Channel	Frequency (MHz)	EIRP (dBm)	Limit (dBm)	Over Limit (dB)	S.G. Power (dBm)	TX Cable loss (dB)	TX Antenna Gain (dBi)	Polarization (H/V)
Middle	3471	-54.49	-13	-41.49	-65.23	2.604	13.34	H
	5208.27	-52.51	-13	-39.51	-63.02	3.011	13.52	H
	6948	-47.77	-13	-34.77	-57.97	3.271	13.47	H
	3471	-54.04	-13	-41.04	-64.78	2.604	13.34	V
	5208.27	-52.40	-13	-39.40	-62.91	3.011	13.52	V
	6948	-47.59	-13	-34.59	-57.79	3.271	13.47	V

Remark: Spurious emissions within 30-1000MHz were found more than 20dB below limit line.

LTE Band 71 / 20MHz / QPSK								
Channel	Frequency (MHz)	ERP (dBm)	Limit (dBm)	Over Limit (dB)	S.G. Power (dBm)	TX Cable loss (dB)	TX Antenna Gain (dBi)	Polarization (H/V)
Middle	1348	-64.98	-13	-51.98	-77.34	3.03	13.24	H
	2022	-61.38	-13	-48.38	-72.98	3.56	13.01	H
	2696	-58.56	-13	-45.56	-70.23	3.92	13.44	H
	1348	-64.52	-13	-51.52	-76.88	3.03	13.24	V
	2022	-60.64	-13	-47.64	-72.24	3.56	13.01	V
	2696	-58.44	-13	-45.44	-70.11	3.92	13.44	V

Remark: Spurious emissions within 30-1000MHz were found more than 20dB below limit line.



LTE Band 41C_CA / 20+20MHz / QPSK for 1RB0								
Channel	Frequency (MHz)	EIRP (dBm)	Limit (dBm)	Over Limit (dB)	S.G. Power (dBm)	TX Cable loss (dB)	TX Antenna Gain (dBi)	Polarization (H/V)
Middle	5148	-59.24	-25	-34.24	-69.45	3.03	13.24	H
	7720	-53.97	-25	-28.97	-63.42	3.56	13.01	H
	10300	-51.94	-25	-26.94	-61.46	3.92	13.44	H
	5148	-54.55	-25	-29.55	-64.76	3.03	13.24	V
	7720	-47.52	-25	-22.52	-56.97	3.56	13.01	V
	10300	-51.16	-25	-26.16	-60.68	3.92	13.44	V

Remark: Spurious emissions within 30-1000MHz were found more than 20dB below limit line.

LTE Band 41C_CA / 20+20MHz / QPSK for 1RBMAX								
Channel	Frequency (MHz)	EIRP (dBm)	Limit (dBm)	Over Limit (dB)	S.G. Power (dBm)	TX Cable loss (dB)	TX Antenna Gain (dBi)	Polarization (H/V)
Middle	5184	-61.41	-25	-36.41	-71.62	3.03	13.24	H
	7776	-56.26	-25	-31.26	-65.71	3.56	13.01	H
	10370	-51.46	-25	-26.46	-60.98	3.92	13.44	H
	5184	-61.75	-25	-36.75	-71.96	3.03	13.24	V
	7776	-56.70	-25	-31.70	-66.15	3.56	13.01	V
	10370	-50.85	-25	-25.85	-60.37	3.92	13.44	V

Remark: Spurious emissions within 30-1000MHz were found more than 20dB below limit line.