

ST6000 Module External Photos

OBCO-CERT-HW17061 REV 1.0
www.Orbcomm.com

Revision	Description	Date	Implemented By	Approved By
A	Initial release	Oct. 10,2017	X. Wang	Xinming Wang

Restrictions on Disclosure of Data

This document contains information proprietary to ORBCOMM, or to a third party to which ORBCOMM may have legal obligation to protect such information from unauthorized disclosure, use or duplication. Any disclosure, use or duplication of this document, or of any of the information contained herein for other than the specific purpose for which it was disclosed, is expressly prohibited.



Table of Contents

- 1. Introduction..... 3
- 2. ST6000 Module External Photos 3
 - 2.1. ST6000 Module Configuration Diagram 3
 - 2.2. ST6000 Module External Photos 3



1. Introduction

This document provides the configuration pictures of ORBCOMM Mobile Satellite Earth Station(MSES) Module which is operated in INMARSAT IDP Satellite network. The ST6000 MSES Module consists of a ST6000 Modem circuit card and on board passive antennas.

2. ST6000 Module External Photos

2.1. ST6000 Module Configuration Diagram

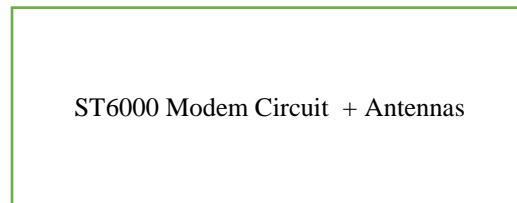


Figure 2.1 ST6000 Module configuration diagram

2.2. ST6000 Module External Photos




Figure 2.2.1 ST6000 Module Top side




Figure 2.2.2 ST6000 Module Bottom side