

1 Photo

1.1 Test Setup Photo




Figure 1: Test Setup for 9 kHz to 30 MHz (Front View)




Figure 2: Test Setup for 30 MHz to 1000 MHz (Front View)



Figure 3: Test Setup for 30 MHz to 1000 MHz (Rear View)



Figure 4: Test Setup for 1 GHz to 18 GHz (Front View)




Figure 5: Test Setup for 1GHz to 18 GHz (Rear View)




Figure 6: Test Setup for 18 GHz to 26 GHz (Front View)



Figure 7: Test Setup for 18 GHz to 26 GHz (Rear View)




Figure 8: RF Conducted Test Setup