



**ROCCAT.**  
**SYN** BUDS



**QUICK START GUIDE**  
**GUIDE DE DÉMARRAGE RAPIDE**



## CUSTOMIZE PERSONNALISEZ

Download the companion mobile app to customize the Syn Buds to your liking. Adjust and create EQ's, remap the touch enabled functions, and update your firmware as needed without having to wire in.

Téléchargez l'application mobile associée pour personnaliser les écouteurs Syn Buds à votre convenance. Ajustez et créez votre EQ, redistribuez les fonctions tactiles et mettez à jour votre micrologiciel au besoin sans branchement.




iOS



Android

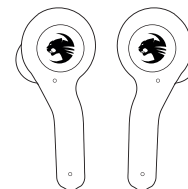
## PACKAGE CONTAINS CONTENU DE LA BOÎTE



1x USB-A to USB-C Charging Cable  
1x Câble de chargement USB-A à USB-C



Charging Case  
Boîtier de chargement



Ear Buds  
Écouteurs

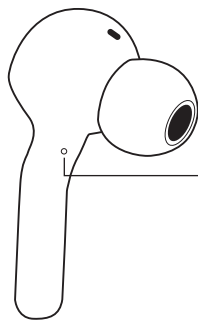
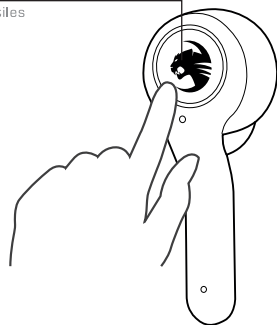


3 Sets of Silicone Ear Tips  
3 Tailles d'oreillettes en silicone



## EAR BUDS CONTROLS COMMANDES D'ÉCOUTEURS

Touch-enabled surfaces  
Surfaces tactiles

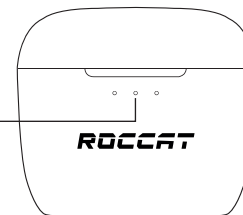


Pairing LED indication  
(see LED Legend)  
Indications du LED d'appariage  
(voir légende du LED)

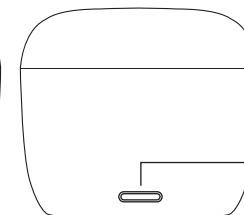


## CHARGING CASE CONTROLS COMMANDES DU BOÎTIER DE CHARGEMENT

Battery level/pairing indication  
Indications de niveau  
de batterie/d'appariage



USB-C Charging port  
Port de chargement USB-C




Your Syn Buds Air give you 20 total hours of rechargeable battery life. Make sure to charge it regularly before storing.

Vos Syn Buds vous offrent 20 heures d'autonomie de batterie rechargeable. N'oubliez pas de les recharger régulièrement avant de les ranger.



## CONNECT CONNEXION



### EN

To connect to your smartphone, Windows® 10 PC, or other Bluetooth® devices with the latest software, follow the below steps:

1. Turn on Bluetooth® on your device.
2. Open the case with the ear buds inside to initiate pairing.
3. Select the Syn Buds Air from your device's Bluetooth® list.

### FR

Pour vous connecter à votre téléphone intelligent, à un PC Windows® 10 ou un autre appareil Bluetooth® avec le dernier logiciel, suivez les étapes ci-dessous :

1. Activez le Bluetooth® sur votre appareil.
2. Ouvrez le boîtier contenant les écouteurs pour lancer l'appariage.
3. Sélectionnez les Syn Buds Air dans la liste Bluetooth® de votre appareil.

### DE

Um dein Smartphone, deinen Windows® 10-PC oder andere Bluetooth®-Geräte mit der neusten Software anzuschließen, folge bitte diesen Schritten:

1. Aktiviere Bluetooth® auf deinem Gerät.
2. Öffne das Etui mit den Kopfhörern darin, um den Verbindungsprozess zu starten.
3. Wähle die Syn Buds Air aus der Bluetooth®-Liste deines Gerätes aus.

### IT

Per connettere il tuo smartphone, il tuo PC Windows® 10 o qualsiasi altro dispositivo Bluetooth equipaggiato con il più recente software, segui i passaggi riportati di seguito:

1. Attiva il Bluetooth® sul tuo dispositivo.
2. Apri la custodia con le cuffie auricolari all'interno per avviare l'associazione.
3. Seleziona Syn Buds Air dalla lista Bluetooth del dispositivo.

### ES

Para conectarlos a tu smartphone, un PC con Windows® 10 u otros dispositivos Bluetooth con el último software, sigue estos pasos:

1. Habilita el Bluetooth® en tu dispositivo.
2. Abre la caja con los audífonos dentro para iniciar el emparejamiento.
3. Selecciona Syn Buds Air en la lista de dispositivos disponibles a través de Bluetooth®.

### SE

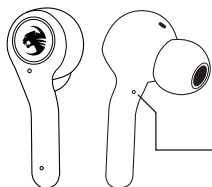
Följ stegen nedan för att ansluta till mobilen, Windows® 10-PC eller andra Bluetooth-enheter med den senaste mjukvaran:

1. Sätt på Bluetooth® på din enhet.
2. Öppna fodralet med hörlurarna i för att påbörja parkoppling.
3. Välj Syn Buds Air i enhetens Bluetooth-lista.





## LED INDICATIONS INDICATIONS LUMINEUSES



### Connection Status LED

Solid White	Pairing Successful*
Fast Blinking White	Pairing
Solid Amber	Low Battery

\* Indication will fade about 5 seconds after a successful pair.

### Statut de connexion LED

Blanc et fixe	Appariage réussi*
Clignotement rapide blanc	Appariage
Orange et fixe	Batterie faible

\* l'indication disparaîtra 5 secondes après un appariage réussi.



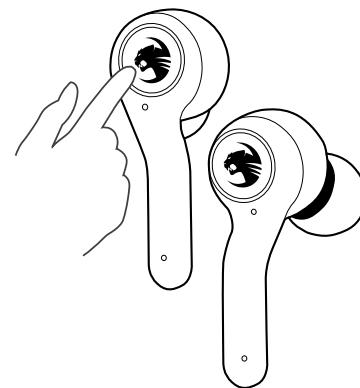
### Connection Status LED

Center LED Solid White (in pairing mode)	Pairing Successful
Center LED Fast Blinking White	Pairing
Solid White	Battery Level Indication - 3 LED's - Full Battery - 2 LED's - 50% Battery - 1 LED - Low Battery
Slow Breathing White	Battery Charging

### Statut de connexion LED

LED central blanc fixe (en mode appariage)	Appariage réussi
LED central clignotement rapide blanc	Appariage
Blanc et fixe	Indications de niveau de batterie - 3 LED's - Batterie pleine - 2 LED's - 50 % de batterie - 1 LED - Batterie faible
Pulsation lente blanche	Batterie en charge

## FUNCTIONS FONCTIONS



Both the left and right ear buds have operatable touch-enabled surfaces that respond to the following actions:

- Single tap = Answer/End calls OR Play/Pause track
- Double tap = Skip forward
- Triple tap = Skip back
- Press and hold = Activate your device's smart assistant

Les deux écouteurs ont des surfaces tactiles opérationnelles qui réagissent suite aux actions suivantes :

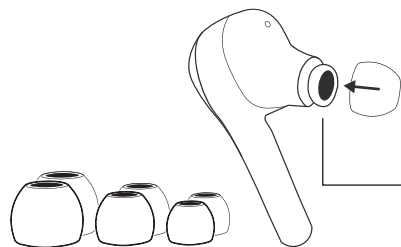
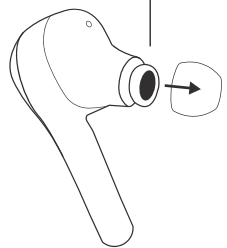
- Appuyer une fois : répondre/mettre fin à l'appel OU lire la piste/mettre en pause
- Appuyer deux fois : suivant
- Appuyer trois fois : retour
- Appuyer et maintenir : activer l'assistant intelligent de votre appareil



## FUNCTIONS FONCTIONS

To change the ear bud tips,  
pull firmly to remove.

Pour changer les oreillettes, tirez  
fermement pour les retirer.



Choose the ear bud tip that best fits,  
align with the ear bud, and stretch  
around the grill.

Choisissez l'oreillette qui convient le  
mieux, placez-la en face de l'écouteur  
et enfitez-la sur la grille.



## REGULATORY COMPLIANCE STATEMENTS FOR THE SYN BUDS RX & TX

### LOCAL RESTRICTIONS ON RADIO USAGE

**Caution:** Due to the fact that the frequencies used by wireless devices may not yet be harmonized in all countries, these radio products are designed for use only in specific countries, and are not allowed to be operated in countries other than those of designated use. As a user of these products, you are responsible for ensuring that the products are used only in the countries for which they were intended and for verifying that they are configured with the correct selection of frequency and channel for the country of use. Any deviation from the permissible power and frequency settings for the country of use is an infringement of national law and may be punished as such.

To determine whether you are allowed to use your wireless network device in a specific country, please check to see if the radio type number that is printed on the identification label of your device is listed in the manufacturer's OEM Regulatory Guidance document at the following URL <http://www.turtlebeach.com/homologation> or contact Turtle Beach directly.

### FEDERAL COMMUNICATIONS COMMISSION (FCC) COMPLIANCE NOTICES

This section includes the following FCC statements for the Syn Buds:

- FCC IDs: **XGB-5012L & XGB-5012R**
- RF Radiation Exposure & Hazard Warning
- Non-Modification Statement

### CLASS B INTERFERENCE STATEMENT

This equipment has been tested and found to comply with the limits for a Class B digital device, pursuant to Part 15 of the FCC Rules. These limits are designed to provide reasonable protection against harmful interference in a residential installation. This equipment generates, uses, and can radiate radio frequency energy and, if not installed and used in accordance with the instructions, may cause harmful interference to radio communications. However, there is no guarantee that interference will not occur in a particular installation. If this equipment does cause harmful interference to radio or television reception, which can be determined by turning the equipment off and on, the user is encouraged to try to correct the interference by one or more of the following measures:

- Reorient or relocate the receiving antenna.
- Increase the separation between the equipment and receiver.
- Connect the equipment into an outlet on a circuit different from that to which the receiver is connected.
- Consult the dealer or an experienced radio/TV technician for help.

### Caution:

Any changes or modifications not expressly approved by the party responsible for compliance could void the user's authority to operate this equipment.

### FCC CAUTION:

This device complies with Part 15 of the FCC Rules. Operation is subject to the following two conditions: (1) This device may not cause harmful interference, and (2) this device must accept any interference received, including interference that may cause undesired operation.

### RF RADIATION EXPOSURE & HAZARD STATEMENT

This equipment complies with FCC radiation exposure limits set forth for an uncontrolled environment. End users must follow the specific operating instructions for satisfying RF exposure compliance. This transmitter must not be co-located or operating in conjunction with any other antenna or transmitter.

### NON-MODIFICATION STATEMENT

Use only the supplied internal antenna. Unauthorized antennas, modifications, or attachments could damage the Syn Buds Pro RX & TX Models and violate FCC regulations. Any changes or modifications not expressly approved by the party responsible for compliance could void the user's authority to operate this equipment. Please contact Turtle Beach for a list of approved 2.4 GHz antennas.

### CANADIAN ICES STATEMENTS

IC: **3879A-5012L & 3879A-5012R**

Scout Air

Syn Buds Air

This device complies with Industry Canada's licence-exempt RSSs. Operation is subject to the following two conditions:

- (1) This device may not cause interference; and
- (2) This device must accept any interference, including interference that may cause undesired operation of the device.

Le présent appareil est conforme aux CNR d'Industrie Canada applicables aux appareils radio exempts de licence. L'exploitation est autorisée aux deux conditions suivantes :

- (1) l'appareil ne doit pas produire de brouillage;
- (2) l'utilisateur de l'appareil doit accepter tout brouillage radioélectrique subi, même si le brouillage est susceptible d'en compromettre le fonctionnement.

### RF RADIATION EXPOSURE & HAZARD STATEMENT

The product complies with Canada portable RF exposure limits set forth for an uncontrolled environment and are safe for intended operation as described in this manual. The further RF exposure reduction can be achieved if the product can be kept as far as possible from the user body or set the device to lower output power if such function is available.


Le produit est conforme aux limites d'exposition pour les appareils portables RF pour les Etats-Unis et le Canada établies pour un environnement non contrôlé Le produit est sûr pour un fonctionnement tel que décrit dans ce manuel. La réduction aux exposition RF peut être augmentée si l'appareil peut être conservé aussi loin que possible du corps de l'utilisateur ou que le dispositif est réglé sur la puissance de sortie la plus faible si une telle fonction est disponible.



## EUROPEAN UNION AND EUROPEAN FAIR TRADE ASSOCIATION (EFTA) REGULATORY COMPLIANCE

This equipment may be operated in the countries that comprise the member countries of the European Union and the European Fair Trade Association. These countries, listed below, are referred to as The European Community throughout this document:

AUSTRIA, BELGIUM, BULGARIA, CYPRUS, CZECH REPUBLIC, DENMARK, ESTONIA, FINLAND, FRANCE, GERMANY, GREECE, HUNGARY, IRELAND, ITALY, LATVIA, LITHUANIA, LUXEMBOURG, MALTA, NETHERLANDS, POLAND, PORTUGAL, ROMANIA, SLOVAKIA, SLOVENIA, SPAIN, SWEDEN, UNITED KINGDOM, ICELAND, LICHTENSTEIN, NORWAY, SWITZERLAND

Declaration of Conformity 

Marking by this symbol:

indicates compliance with the Essential Requirements of the EMC Directive of the European Union [2014/30/EU]. This equipment meets the following conformance standards:

Safety: EN 60950-1:2006 + A11:2009 + A1:2010 + A12:2011 + A2:2013(T-Mark License),  
IEC 60950-1:2005 [2nd Ed.] + Am 1:2009 + Am 2:2013 (CB Scheme Certificate),  
IEC 62368-1:2014,  
EN 50332-1:2013, EN 50332-2:2013

EMC: EN 301489-1 V2.1.1[2017-02], EN301489-17 V3.1.1[2016-11]

Radio: EN 300328 V2.2.2

SAR: EN 62311:2008

Environmental: RoHS 2015/863 amending Annex II to 2011/65/EU, WEEE 2012/19/EU,  
REACH 2006/1907/EC, Packaging 94/62/EC, Battery 2006/66/EC,  
Package 94/92/EU

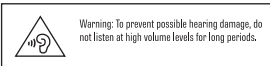
Radio frequency: 2400MHz

Operating frequency: 2400~2483.5MHz

Max. Output power: 10dBm

Please visit the following URL for a complete copy of the Declaration of Conformity:  
<http://www.turtlebeach.com/homologation>

この装置は、クラスB情報技術装置です。この装置は、家庭環境で使用することを目的としていますが、この装置がラジオやテレビジョン受信機に近接して使用されると、受信障害を引き起こすことがあります。  
取扱説明書に従って正しい取り扱いをして下さい。 VCCI-B



### Warning!

This is a Class B product. In a domestic environment, this product may cause radio interference, in which case, the user may be required to take appropriate measures.

### Achtung!

Dieses ist ein Gerät der Funkstörgrenzwertklasse B. In Wohnbereichen können bei Betrieb dieses Gerätes Rundfunkstörungen auftreten, in welchen Fällen der Benutzer für entsprechende Gegenmaßnahmen verantwortlich ist.

### Attention!

Ceci est un produit de Classe B. Dans un environnement domestique, ce produit risque de créer des interférences radioélectriques, il appartiendra alors à l'utilisateur de prendre les mesures spécifiques appropriées.



This symbol on the product or its packaging indicates that this product must not be disposed of with your other household waste. Instead, it is your responsibility to dispose of your waste equipment by handing it over to a designated collection point for the recycling of waste electrical and electronic equipment. The separate collection and recycling of your waste equipment at the time of disposal will help conserve natural resources and ensure that it is recycled in a manner that protects human health and the environment. For more information about where you can drop off your waste for recycling, please contact your local authority, or where you purchased your product.

Turtle Beach Europe Ltd is obligated as a producer with a main activity of selling under The Producer Responsibility Obligations (Packaging Waste) Regulations 2007. To fulfil our obligation we are registered with Comply Direct and their Recycling Room. Here you will find advice and information on packaging waste management, recycling symbols and the waste hierarchy principles of reduce, reuse and recycle.

<https://www.complydirect.com/the-recycling-room/>

### Mexican IFT-008 Statement:

"La operación de este equipo está sujeta a las siguientes dos condiciones: (1) es posible que este equipo o dispositivo no cause interferencia perjudicial y (2) este equipo o dispositivo debe aceptar cualquier interferencia, incluyendo la que pueda causar su operación no deseada."

VOYETRA TURTLE BEACH, INC. | 44 SOUTH BROADWAY, 4TH FLOOR, WHITE PLAINS NY 10601, USA

© 2021 Voyetra Turtle Beach, Inc. All rights reserved. Any product names mentioned in this manual may be trademarks or registered trademarks and are the property of their respective owners. Information contained herein is subject to change without notice. Voyetra Turtle Beach, Inc shall not be made liable for any errors that may appear in this manual. This publication or parts of it may not be reproduced without the express consent of the publisher.



005-102899  
005-102900

ID007  
426-194-004-005





WWW.ROCCAT.COM