




Photograph 1. Conducted Emissions, Test Setup, Ooma Office, F12W-050200SPA Power Supply




Photograph 2. Conducted Emissions, Test Setup, Ooma Office, ADS012PM-W050200 Power Supply




Photograph 3. Conducted Emissions, Test Setup, Telo



Photograph 4. Conducted Emissions, Test Setup, Telo 2




Photograph 5. Radiated Emission, Test Setup, Ooma Office, 30 MHz – 1 GHz



Photograph 6. Radiated Emission, Test Setup, Ooma Office, 1 GHz – 6 GHz




Photograph 7. Radiated Emission, Test Setup, Ooma Telo, 30 MHz – 1 GHz



Photograph 8. Radiated Emission, Test Setup, Ooma Telo, 1 GHz – 6 GHz



Photograph 9. Radiated Emission, Test Setup, Ooma Telo 2, 30 MHz – 1 GHz



Photograph 10. Radiated Emission, Test Setup, Ooma Telo 2, 1 GHz – 6 GHz



Photograph 11. Conducted Emissions, §15.315, Test Setup