

TEST SETUP PHOTO(S) - 120VAC/60Hz POWER SUPPLY / LOW CHANNEL



TEST SETUP PHOTO(S) - POSITION 1



TEST SETUP PHOTO(S) - POSITION 2




TEST SETUP PHOTO(S) - POSITION 3



TEST SETUP PHOTO(S) - EIRP




TEST SETUP PHOTO(S) -EUT POSITIONS



TEST SETUP PHOTO(S) -EUT POSITIONS



TEST SETUP PHOTO(S) – FOR PRELIMINARY MEASUREMENT



TEST SETUP PHOTO(S) - (OATS) - FOR FINAL MEASUREMENT



TEST SETUP PHOTO(S) – TX MODE / POSITION 1



TEST SETUP PHOTO(S) – TX MODE – POSITION 2



TEST SETUP PHOTO(S) – TX MODE – POSITION 3



TEST SETUP PHOTO(S) – CHARGING + TX MODE – POSITION 1



TEST SETUP PHOTO(S) - CHARGING + TX MODE – POSITION 2




TEST SETUP PHOTO(S) - CHARGING + TX MODE – POSITION 3



TEST SETUP PHOTO(S) – TX MODE – 30MHZ TO 200MHZ



TEST SETUP PHOTO(S) – TX MODE – 200MHZ TO 1GHZ



TEST SETUP PHOTO(S) – TX MODE – 1GHZ TO 18GHZ



TEST SETUP PHOTO(S) - TX MODE / 18GHZ TO 26.5GHZ

