



Client	MMB Research Inc.	 Canada
Product	Lakota	
Standard(s)	RSS 247 Issue1:2015 / FCC Part 15 Subpart 15.247:2016	



Figure 1: Radiated emissions setup – photo 1

Client	MMB Research Inc.	 Canada
Product	Lakota	
Standard(s)	RSS 247 Issue1:2015 / FCC Part 15 Subpart 15.247:2016	




Figure 2: Radiated emission setup – photo 2


Client	MMB Research Inc.	 Canada
Product	Lakota	
Standard(s)	RSS 247 Issue1:2015 / FCC Part 15 Subpart 15.247:2016	



Figure 3: Radiated emission setup – photo 3



Client	MMB Research Inc.	 Canada
Product	Lakota	
Standard(s)	RSS 247 Issue1:2015 / FCC Part 15 Subpart 15.247:2016	



Figure 4: Radiated emission setup – photo 4

Client	MMB Research Inc.	 Canada
Product	Lakota	
Standard(s)	RSS 247 Issue1:2015 / FCC Part 15 Subpart 15.247:2016	

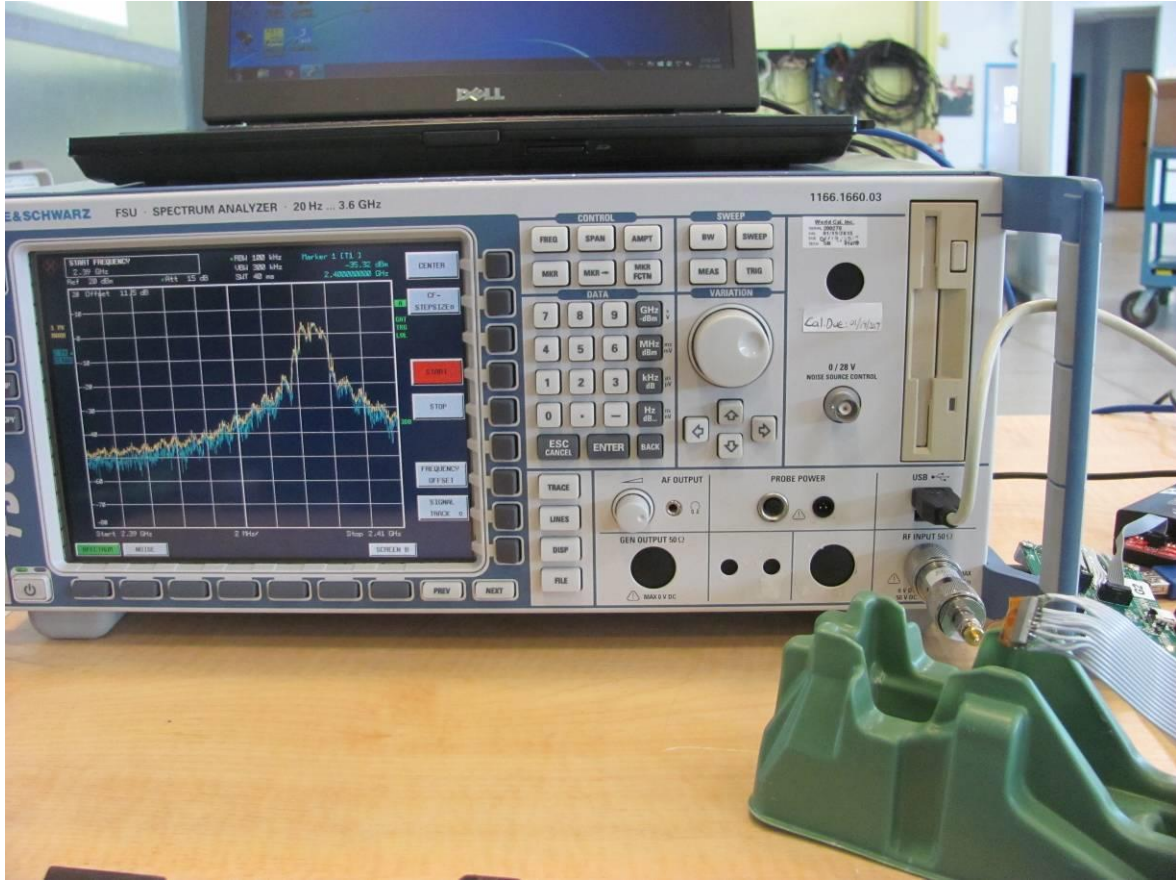


Figure 5: Antenna port conducted emission - photo