


Test Setup Photographs


Radiated Emissions Test Configuration:

Antenna Type: PCB Trace Antenna


Below 1 GHz _ Front View




Below 1 GHz _ Rear View




Above 1 GHz _ Front View



Above 1 GHz _ Rear View




Close View



Antenna Type: Dipole Antenna


Below 1 GHz _ Front View




Below 1 GHz _ Rear View



Above 1 GHz _ Front View



Above 1 GHz _ Rear View



Close View

