



320 March Road, Suite 500, Kanata ON  
Ph: 613-271-4400 Fax: 613-271-4400

Document Item Number: 9450-0166

Document Revision Number: 02

Created Date: February 5, 2010

Last modified Date: February 11, 2010

Document Owner: Richard Kelland (richard@eion.com)


Product Family: LibraPlus

## LibraPlus 5860 Label Specifications

### Main Label

Part Number: 2540-0006 (Blank Label)

Dimensions: 1" x 2.5"

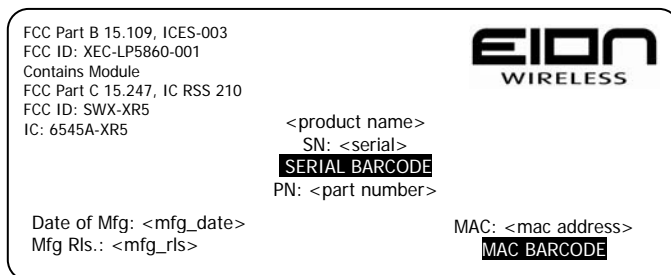


This label is common to all LibraPlus 5860 Products (CPE, LCPE, AP, RD and ER).

### Serial Label

Part Number: 2540-0006 (Blank Label)

Dimensions: 1" x 2.5"



This label must be uniquely printed for each unit.

Field	Description	Notes
<serial>	Sigmappoint supplied serial number & barcode	
<mac address>	EION supplied MAC Address	See test document for obtaining MAC address. Unique for each radio
<product name>	This is the name of the product per the engineering definition.	Format: LibraPlus 5860-## XX ## is the power level of the unit (26 or 28) XX is the type of unit (AP, CPE, LCPE, RD, ER)
<part number>	EION's 8-digit part number per the engineering definition.	Format : #####-#####
<mfg_rls>	2 digit Revision number per the engineering definition	
<mfg_date>	Date of manufacture, format is 4 digits, weekyear	
Logo	EION Wireless Logo (use eps version with "wireless")	Size is approx 25mm wide
Certifications	Text "FCC Part B 15.109, ICES-003 FCC ID: XEC-LP5860-001 Contains Module FCC Part C 15.247, IC RSS 210 FCC ID: SWX-XR5 IC: 6545A-XR5"	

## ***Warranty Label***

Part Number: 2542-0001

Dimensions: 0.95" dia (Supplied by Sigmapoint)

Details: Warranty Void Label, leaves the word "VOID" or label is destroyed when removed



Where Used: 2x on all enclosures. See placement at the end of this document.

## ***Product Logo Decal***

Part Number: 2542-0026

Details: Kiss-Cut Logo, supplied by GGI



Where Used: 1x on front of all enclosures. See placement at the end of this document.

## ***Vent Plug Warning***

Part Number: 2542-0027

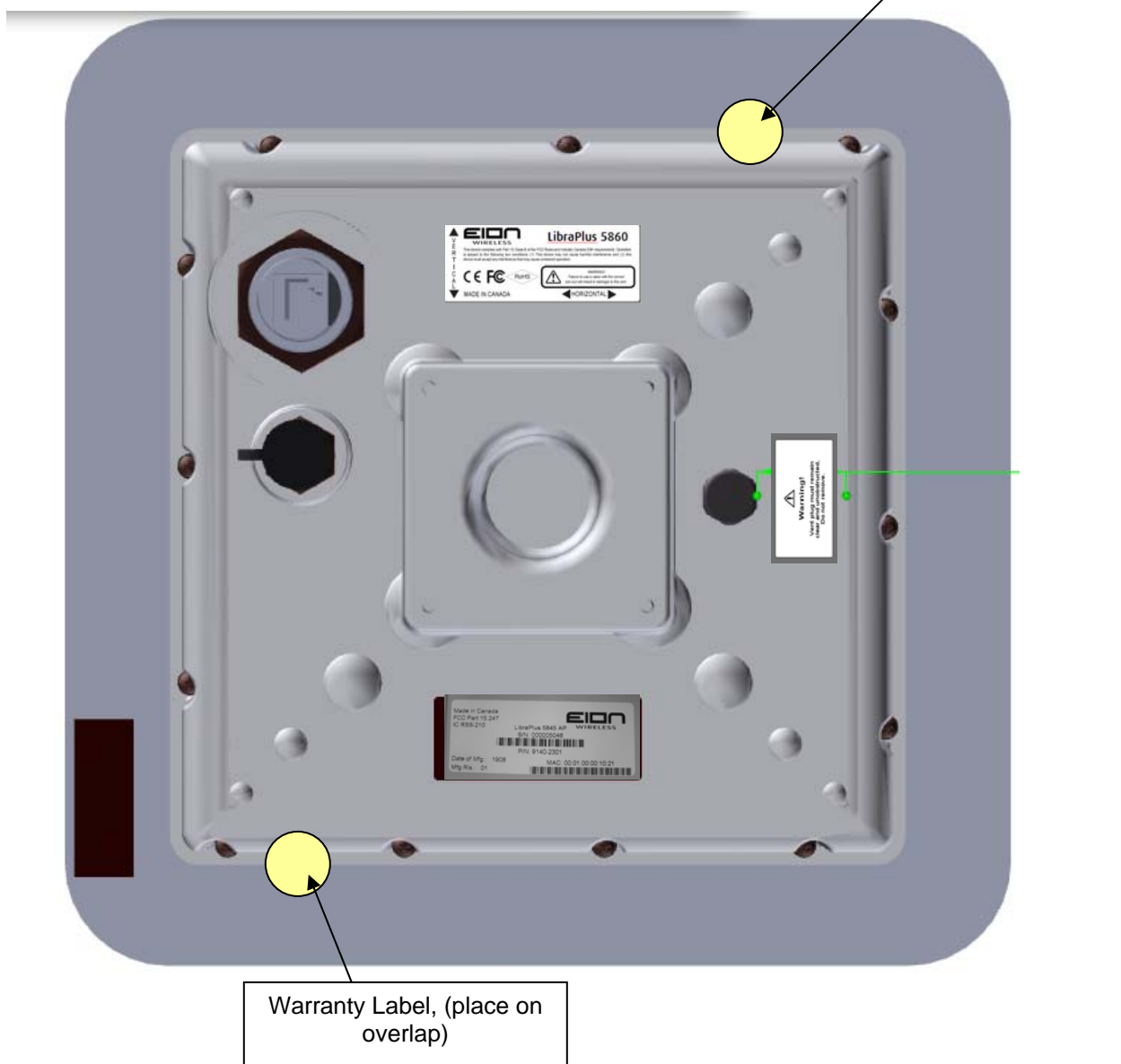
Details: Printed by Sigmapoint



Where Used: 1x on all enclosures. See placement at the end of this document.

## Label Placements

### LibraPlus 5860 (Back):



**Front (LCPE, AP, ER):**



**Front (CPE, RD):**

