



Test Set-Up Photos

1. Radiated Electromagnetic Emission Test




*ZOOM VIEW OF RADIATED EMISSION TEST
(ANTENNA 1)*



*ZOOM VIEW OF RADIATED EMISSION TEST
(ANTENNA 2)*



*FRONT VIEW OF RADIATED EMISSION TEST
(BELOW 1GHz)(ANTENNA 1)*



*BACK VIEW OF RADIATED EMISSION TEST
(BELOW 1GHz)(ANTENNA 1)*



*FRONT VIEW OF RADIATED EMISSION TEST
(BELOW 1GHz)(ANTENNA 2)*



*BACK VIEW OF RADIATED EMISSION TEST
(BELOW 1GHz)(ANTENNA 2)*



*FRONT VIEW OF RADIATED EMISSION TEST
(ABOVE 1GHZ)(ANTENNA 1)*



*BACK VIEW OF RADIATED EMISSION TEST
(ABOVE 1GHZ)(ANTENNA 1)*



*FRONT VIEW OF RADIATED EMISSION TEST
(ABOVE 1GHz)(ANTENNA 2)*



*BACK VIEW OF RADIATED EMISSION TEST
(ABOVE 1GHz)(ANTENNA 2)*



*SETUP WITH MAXIMUM DETECTED EMISSION AT HORIZONTAL POLARIZATION
(TRANSMITTING ANTENNA2 CH26)*



*SETUP WITH MAXIMUM DETECTED EMISSION AT VERTICAL POLARIZATION
(TRANSMITTING ANTENNA2 CH26)*

2. RF Test

