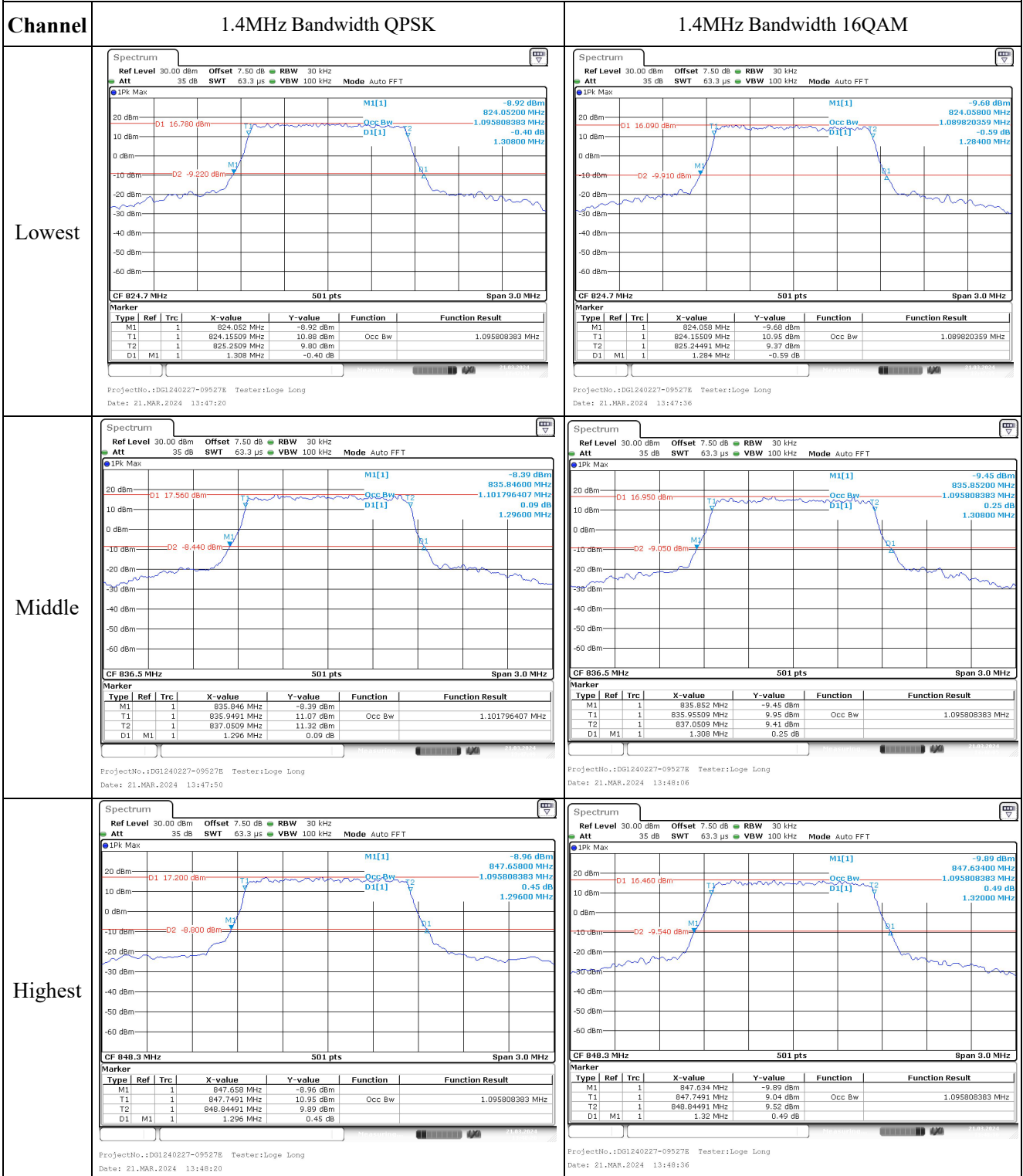


Test Plots:

Occupied Bandwidth



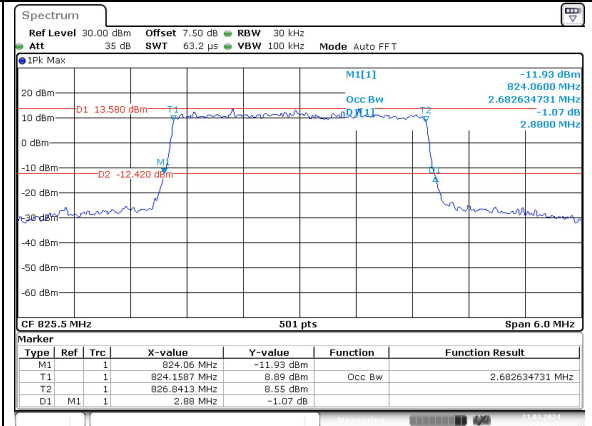
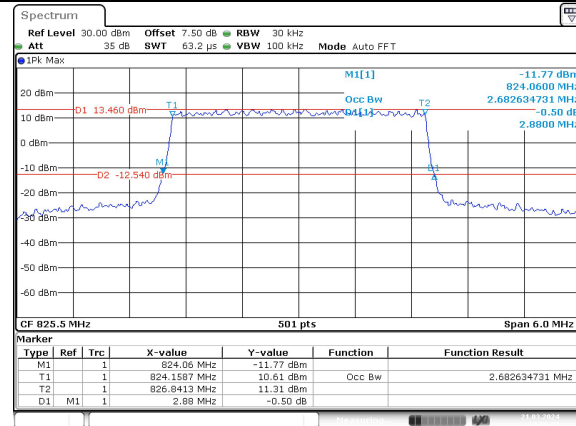
Occupied Bandwidth

Channel

3MHz Bandwidth QPSK

3MHz Bandwidth 16QAM

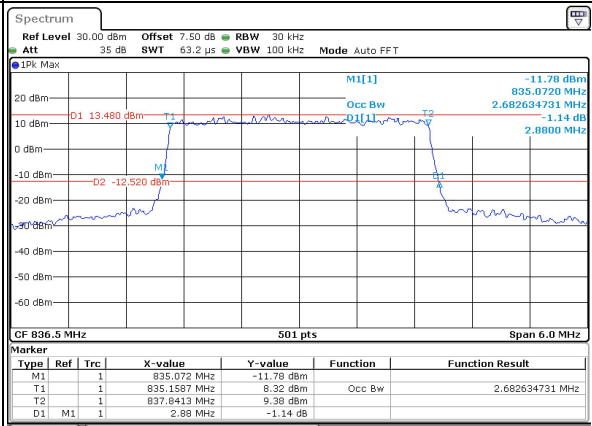
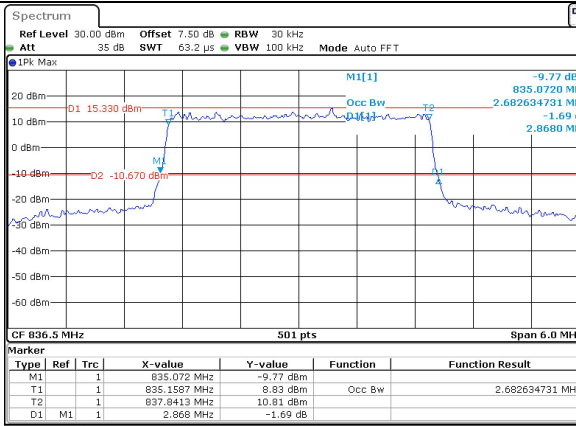
Lowest



ProjectNo.:DG1240227-09527E Tester:Loge Long  
Date: 21.MAR.2024 13:50:01

ProjectNo.:DG1240227-09527E Tester:Loge Long  
Date: 21.MAR.2024 13:50:18

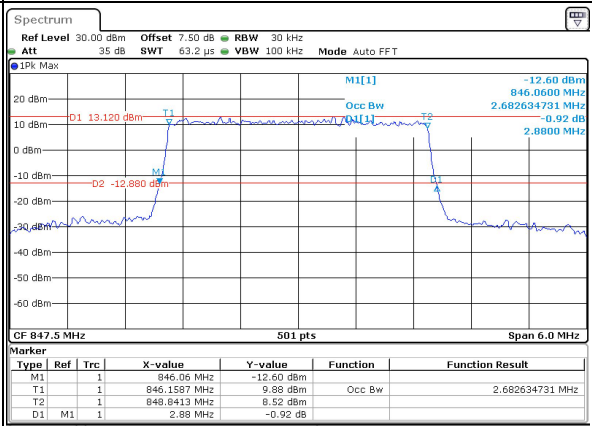
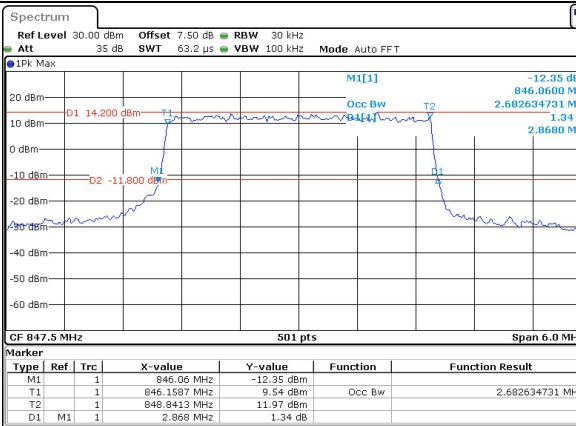
Middle



ProjectNo.:DG1240227-09527E Tester:Loge Long  
Date: 21.MAR.2024 13:50:32

ProjectNo.:DG1240227-09527E Tester:Loge Long  
Date: 21.MAR.2024 13:50:48

Highest



ProjectNo.:DG1240227-09527E Tester:Loge Long  
Date: 21.MAR.2024 13:51:08

ProjectNo.:DG1240227-09527E Tester:Loge Long  
Date: 21.MAR.2024 13:51:27

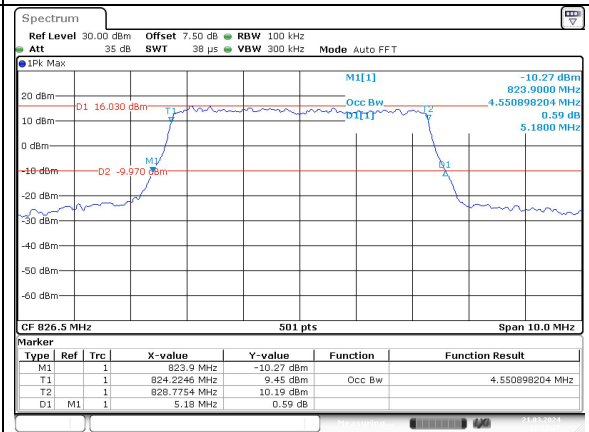
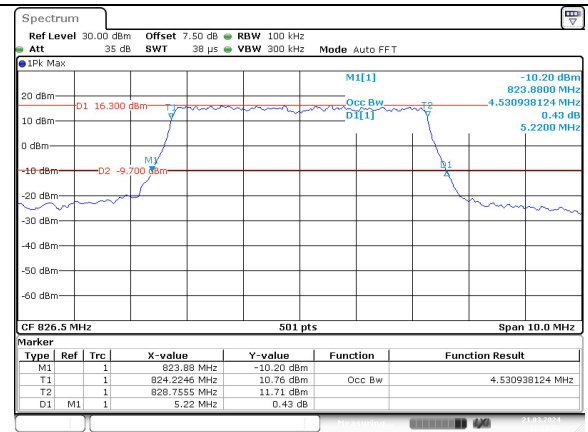
Occupied Bandwidth

Channel

5MHz Bandwidth QPSK

5MHz Bandwidth 16QAM

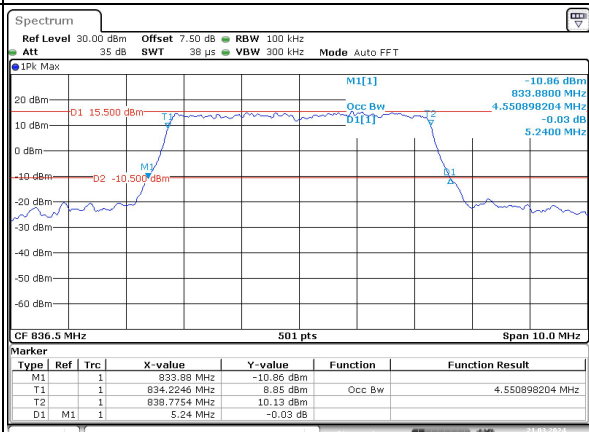
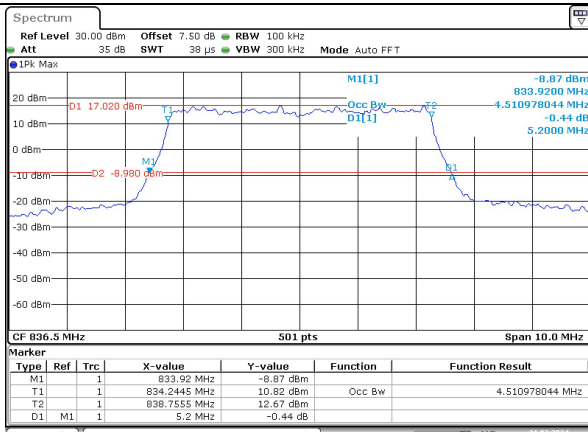
Lowest



ProjectNo.:DG1240227-09527E Tester:Loge Long  
Date: 21.MAR.2024 13:53:01

ProjectNo.:DG1240227-09527E Tester:Loge Long  
Date: 21.MAR.2024 13:53:27

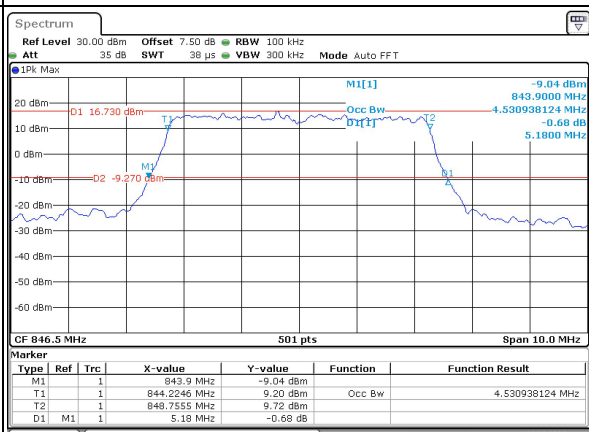
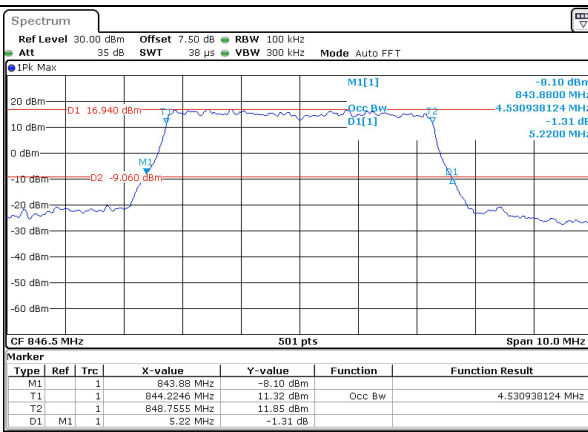
Middle



ProjectNo.:DG1240227-09527E Tester:Loge Long  
Date: 21.MAR.2024 13:53:48

ProjectNo.:DG1240227-09527E Tester:Loge Long  
Date: 21.MAR.2024 13:54:14

Highest



ProjectNo.:DG1240227-09527E Tester:Loge Long  
Date: 21.MAR.2024 13:54:44

ProjectNo.:DG1240227-09527E Tester:Loge Long  
Date: 21.MAR.2024 13:55:06

Occupied Bandwidth

Channel	10MHz Bandwidth QPSK	10MHz Bandwidth 16QAM																																																																																
Lowest	<table border="1"> <thead> <tr> <th>Marker</th> <th>Type</th> <th>Ref</th> <th>Trc</th> <th>X-value</th> <th>Y-value</th> <th>Function</th> <th>Function Result</th> </tr> </thead> <tbody> <tr> <td>M1</td> <td>1</td> <td></td> <td></td> <td>824.0 MHz</td> <td>-12.03 dBm</td> <td></td> <td></td> </tr> <tr> <td>T1</td> <td>1</td> <td></td> <td></td> <td>824.489 MHz</td> <td>10.63 dBm</td> <td>Occ Bw</td> <td>8.982035928 MHz</td> </tr> <tr> <td>T2</td> <td>1</td> <td></td> <td></td> <td>833.4711 MHz</td> <td>10.87 dBm</td> <td></td> <td></td> </tr> <tr> <td>D1</td> <td>M1</td> <td>1</td> <td></td> <td>9.96 MHz</td> <td>0.76 dB</td> <td></td> <td></td> </tr> </tbody> </table> <p>ProjectNo.:DG1240227-09527E Tester:Loge Long Date: 21.MAR.2024 13:56:38</p>	Marker	Type	Ref	Trc	X-value	Y-value	Function	Function Result	M1	1			824.0 MHz	-12.03 dBm			T1	1			824.489 MHz	10.63 dBm	Occ Bw	8.982035928 MHz	T2	1			833.4711 MHz	10.87 dBm			D1	M1	1		9.96 MHz	0.76 dB			<table border="1"> <thead> <tr> <th>Marker</th> <th>Type</th> <th>Ref</th> <th>Trc</th> <th>X-value</th> <th>Y-value</th> <th>Function</th> <th>Function Result</th> </tr> </thead> <tbody> <tr> <td>M1</td> <td>1</td> <td></td> <td></td> <td>824.04 MHz</td> <td>-11.77 dBm</td> <td></td> <td></td> </tr> <tr> <td>T1</td> <td>1</td> <td></td> <td></td> <td>824.489 MHz</td> <td>9.49 dBm</td> <td>Occ Bw</td> <td>8.982035928 MHz</td> </tr> <tr> <td>T2</td> <td>1</td> <td></td> <td></td> <td>833.4711 MHz</td> <td>9.84 dBm</td> <td></td> <td></td> </tr> <tr> <td>D1</td> <td>M1</td> <td>1</td> <td></td> <td>9.92 MHz</td> <td>-0.94 dB</td> <td></td> <td></td> </tr> </tbody> </table> <p>ProjectNo.:DG1240227-09527E Tester:Loge Long Date: 21.MAR.2024 13:57:07</p>	Marker	Type	Ref	Trc	X-value	Y-value	Function	Function Result	M1	1			824.04 MHz	-11.77 dBm			T1	1			824.489 MHz	9.49 dBm	Occ Bw	8.982035928 MHz	T2	1			833.4711 MHz	9.84 dBm			D1	M1	1		9.92 MHz	-0.94 dB		
Marker	Type	Ref	Trc	X-value	Y-value	Function	Function Result																																																																											
M1	1			824.0 MHz	-12.03 dBm																																																																													
T1	1			824.489 MHz	10.63 dBm	Occ Bw	8.982035928 MHz																																																																											
T2	1			833.4711 MHz	10.87 dBm																																																																													
D1	M1	1		9.96 MHz	0.76 dB																																																																													
Marker	Type	Ref	Trc	X-value	Y-value	Function	Function Result																																																																											
M1	1			824.04 MHz	-11.77 dBm																																																																													
T1	1			824.489 MHz	9.49 dBm	Occ Bw	8.982035928 MHz																																																																											
T2	1			833.4711 MHz	9.84 dBm																																																																													
D1	M1	1		9.92 MHz	-0.94 dB																																																																													
Middle	<table border="1"> <thead> <tr> <th>Marker</th> <th>Type</th> <th>Ref</th> <th>Trc</th> <th>X-value</th> <th>Y-value</th> <th>Function</th> <th>Function Result</th> </tr> </thead> <tbody> <tr> <td>M1</td> <td>1</td> <td></td> <td></td> <td>831.46 MHz</td> <td>-12.58 dBm</td> <td></td> <td></td> </tr> <tr> <td>T1</td> <td>1</td> <td></td> <td></td> <td>831.989 MHz</td> <td>8.64 dBm</td> <td>Occ Bw</td> <td>8.982035928 MHz</td> </tr> <tr> <td>T2</td> <td>1</td> <td></td> <td></td> <td>840.9711 MHz</td> <td>12.18 dBm</td> <td></td> <td></td> </tr> <tr> <td>D1</td> <td>M1</td> <td>1</td> <td></td> <td>10.0 MHz</td> <td>0.28 dB</td> <td></td> <td></td> </tr> </tbody> </table> <p>ProjectNo.:DG1240227-09527E Tester:Loge Long Date: 21.MAR.2024 13:57:34</p>	Marker	Type	Ref	Trc	X-value	Y-value	Function	Function Result	M1	1			831.46 MHz	-12.58 dBm			T1	1			831.989 MHz	8.64 dBm	Occ Bw	8.982035928 MHz	T2	1			840.9711 MHz	12.18 dBm			D1	M1	1		10.0 MHz	0.28 dB			<table border="1"> <thead> <tr> <th>Marker</th> <th>Type</th> <th>Ref</th> <th>Trc</th> <th>X-value</th> <th>Y-value</th> <th>Function</th> <th>Function Result</th> </tr> </thead> <tbody> <tr> <td>M1</td> <td>1</td> <td></td> <td></td> <td>831.62 MHz</td> <td>-11.57 dBm</td> <td></td> <td></td> </tr> <tr> <td>T1</td> <td>1</td> <td></td> <td></td> <td>832.0289 MHz</td> <td>10.23 dBm</td> <td>Occ Bw</td> <td>8.942115768 MHz</td> </tr> <tr> <td>T2</td> <td>1</td> <td></td> <td></td> <td>840.9711 MHz</td> <td>11.23 dBm</td> <td></td> <td></td> </tr> <tr> <td>D1</td> <td>M1</td> <td>1</td> <td></td> <td>9.76 MHz</td> <td>-0.24 dB</td> <td></td> <td></td> </tr> </tbody> </table> <p>ProjectNo.:DG1240227-09527E Tester:Loge Long Date: 21.MAR.2024 13:57:56</p>	Marker	Type	Ref	Trc	X-value	Y-value	Function	Function Result	M1	1			831.62 MHz	-11.57 dBm			T1	1			832.0289 MHz	10.23 dBm	Occ Bw	8.942115768 MHz	T2	1			840.9711 MHz	11.23 dBm			D1	M1	1		9.76 MHz	-0.24 dB		
Marker	Type	Ref	Trc	X-value	Y-value	Function	Function Result																																																																											
M1	1			831.46 MHz	-12.58 dBm																																																																													
T1	1			831.989 MHz	8.64 dBm	Occ Bw	8.982035928 MHz																																																																											
T2	1			840.9711 MHz	12.18 dBm																																																																													
D1	M1	1		10.0 MHz	0.28 dB																																																																													
Marker	Type	Ref	Trc	X-value	Y-value	Function	Function Result																																																																											
M1	1			831.62 MHz	-11.57 dBm																																																																													
T1	1			832.0289 MHz	10.23 dBm	Occ Bw	8.942115768 MHz																																																																											
T2	1			840.9711 MHz	11.23 dBm																																																																													
D1	M1	1		9.76 MHz	-0.24 dB																																																																													
Highest	<table border="1"> <thead> <tr> <th>Marker</th> <th>Type</th> <th>Ref</th> <th>Trc</th> <th>X-value</th> <th>Y-value</th> <th>Function</th> <th>Function Result</th> </tr> </thead> <tbody> <tr> <td>M1</td> <td>1</td> <td></td> <td></td> <td>839.08 MHz</td> <td>-11.22 dBm</td> <td></td> <td></td> </tr> <tr> <td>T1</td> <td>1</td> <td></td> <td></td> <td>839.5289 MHz</td> <td>11.58 dBm</td> <td>Occ Bw</td> <td>8.942115768 MHz</td> </tr> <tr> <td>T2</td> <td>1</td> <td></td> <td></td> <td>848.4711 MHz</td> <td>10.66 dBm</td> <td></td> <td></td> </tr> <tr> <td>D1</td> <td>M1</td> <td>1</td> <td></td> <td>9.8 MHz</td> <td>0.14 dB</td> <td></td> <td></td> </tr> </tbody> </table> <p>ProjectNo.:DG1240227-09527E Tester:Loge Long Date: 21.MAR.2024 13:58:17</p>	Marker	Type	Ref	Trc	X-value	Y-value	Function	Function Result	M1	1			839.08 MHz	-11.22 dBm			T1	1			839.5289 MHz	11.58 dBm	Occ Bw	8.942115768 MHz	T2	1			848.4711 MHz	10.66 dBm			D1	M1	1		9.8 MHz	0.14 dB			<table border="1"> <thead> <tr> <th>Marker</th> <th>Type</th> <th>Ref</th> <th>Trc</th> <th>X-value</th> <th>Y-value</th> <th>Function</th> <th>Function Result</th> </tr> </thead> <tbody> <tr> <td>M1</td> <td>1</td> <td></td> <td></td> <td>839.04 MHz</td> <td>-12.50 dBm</td> <td></td> <td></td> </tr> <tr> <td>T1</td> <td>1</td> <td></td> <td></td> <td>839.5289 MHz</td> <td>11.11 dBm</td> <td>Occ Bw</td> <td>8.942115768 MHz</td> </tr> <tr> <td>T2</td> <td>1</td> <td></td> <td></td> <td>848.4711 MHz</td> <td>9.61 dBm</td> <td></td> <td></td> </tr> <tr> <td>D1</td> <td>M1</td> <td>1</td> <td></td> <td>9.84 MHz</td> <td>0.10 dB</td> <td></td> <td></td> </tr> </tbody> </table> <p>ProjectNo.:DG1240227-09527E Tester:Loge Long Date: 21.MAR.2024 13:58:40</p>	Marker	Type	Ref	Trc	X-value	Y-value	Function	Function Result	M1	1			839.04 MHz	-12.50 dBm			T1	1			839.5289 MHz	11.11 dBm	Occ Bw	8.942115768 MHz	T2	1			848.4711 MHz	9.61 dBm			D1	M1	1		9.84 MHz	0.10 dB		
Marker	Type	Ref	Trc	X-value	Y-value	Function	Function Result																																																																											
M1	1			839.08 MHz	-11.22 dBm																																																																													
T1	1			839.5289 MHz	11.58 dBm	Occ Bw	8.942115768 MHz																																																																											
T2	1			848.4711 MHz	10.66 dBm																																																																													
D1	M1	1		9.8 MHz	0.14 dB																																																																													
Marker	Type	Ref	Trc	X-value	Y-value	Function	Function Result																																																																											
M1	1			839.04 MHz	-12.50 dBm																																																																													
T1	1			839.5289 MHz	11.11 dBm	Occ Bw	8.942115768 MHz																																																																											
T2	1			848.4711 MHz	9.61 dBm																																																																													
D1	M1	1		9.84 MHz	0.10 dB																																																																													