

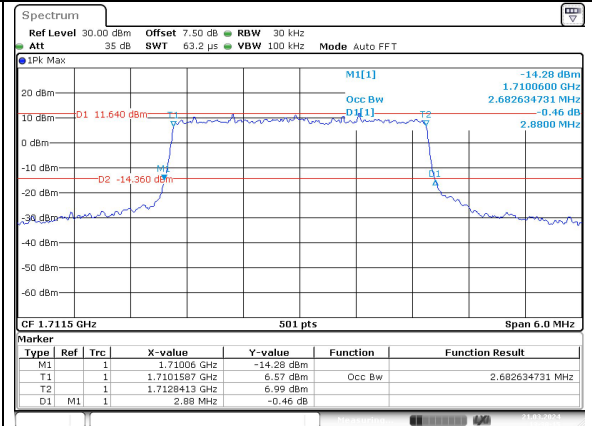
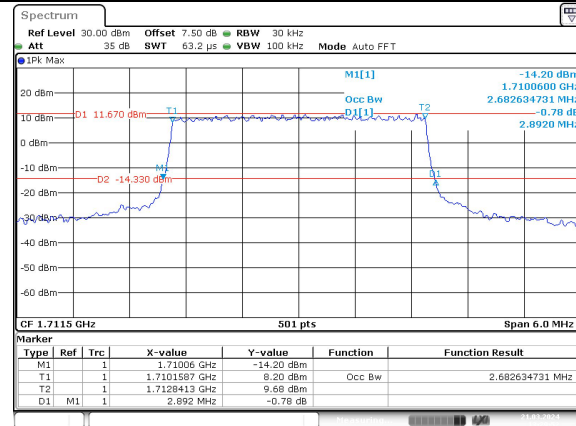
Occupied Bandwidth

Channel

3MHz Bandwidth QPSK

3MHz Bandwidth 16QAM

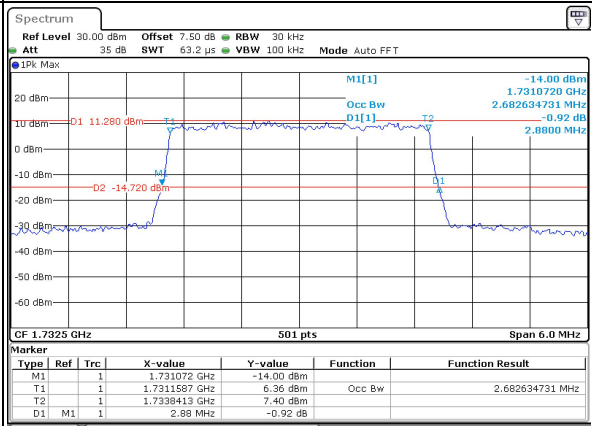
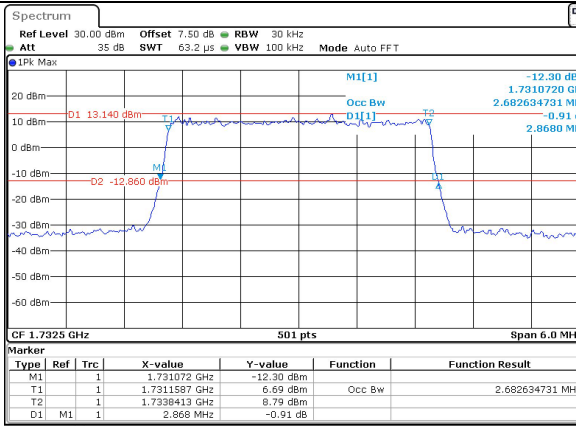
Lowest



ProjectNo.:DG1240227-09527E Tester:Loge Long
Date: 21.MAR.2024 13:29:53

ProjectNo.:DG1240227-09527E Tester:Loge Long
Date: 21.MAR.2024 13:30:15

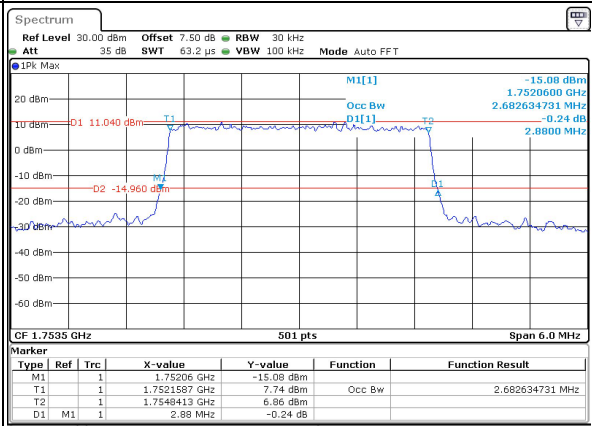
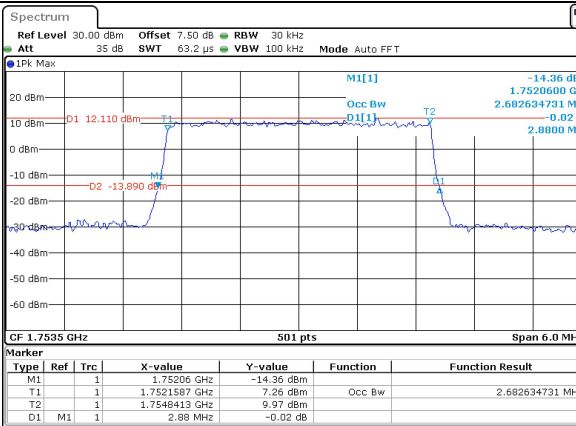
Middle



ProjectNo.:DG1240227-09527E Tester:Loge Long
Date: 21.MAR.2024 13:30:29

ProjectNo.:DG1240227-09527E Tester:Loge Long
Date: 21.MAR.2024 13:30:46

Highest



ProjectNo.:DG1240227-09527E Tester:Loge Long
Date: 21.MAR.2024 13:31:00

ProjectNo.:DG1240227-09527E Tester:Loge Long
Date: 21.MAR.2024 13:31:16

Occupied Bandwidth

Channel	5MHz Bandwidth QPSK	5MHz Bandwidth 16QAM																																																																																
Lowest	<table border="1"> <thead> <tr> <th>Marker</th> <th>Type</th> <th>Ref</th> <th>Trc</th> <th>X-value</th> <th>Y-value</th> <th>Function</th> <th>Function Result</th> </tr> </thead> <tbody> <tr> <td>M1</td> <td>1</td> <td></td> <td></td> <td>1.7099 GHz</td> <td>-11.27 dBm</td> <td></td> <td></td> </tr> <tr> <td>T1</td> <td>1</td> <td></td> <td></td> <td>1.7102445 GHz</td> <td>8.95 dBm</td> <td>Occ Bw</td> <td>4.510978044 MHz</td> </tr> <tr> <td>T2</td> <td>1</td> <td></td> <td></td> <td>1.7147555 GHz</td> <td>10.40 dBm</td> <td></td> <td></td> </tr> <tr> <td>D1</td> <td>M1</td> <td>1</td> <td></td> <td>5.18 MHz</td> <td>-0.33 dB</td> <td></td> <td></td> </tr> </tbody> </table> <p>ProjectNo.:DG1240227-09527E Tester:Loge Long Date: 21.MAR.2024 13:32:09</p>	Marker	Type	Ref	Trc	X-value	Y-value	Function	Function Result	M1	1			1.7099 GHz	-11.27 dBm			T1	1			1.7102445 GHz	8.95 dBm	Occ Bw	4.510978044 MHz	T2	1			1.7147555 GHz	10.40 dBm			D1	M1	1		5.18 MHz	-0.33 dB			<table border="1"> <thead> <tr> <th>Marker</th> <th>Type</th> <th>Ref</th> <th>Trc</th> <th>X-value</th> <th>Y-value</th> <th>Function</th> <th>Function Result</th> </tr> </thead> <tbody> <tr> <td>M1</td> <td>1</td> <td></td> <td></td> <td>1.7099 GHz</td> <td>-12.50 dBm</td> <td></td> <td></td> </tr> <tr> <td>T1</td> <td>1</td> <td></td> <td></td> <td>1.7102246 GHz</td> <td>6.82 dBm</td> <td>Occ Bw</td> <td>4.550898204 MHz</td> </tr> <tr> <td>T2</td> <td>1</td> <td></td> <td></td> <td>1.7147754 GHz</td> <td>7.12 dBm</td> <td></td> <td></td> </tr> <tr> <td>D1</td> <td>M1</td> <td>1</td> <td></td> <td>5.22 MHz</td> <td>-0.16 dB</td> <td></td> <td></td> </tr> </tbody> </table> <p>ProjectNo.:DG1240227-09527E Tester:Loge Long Date: 21.MAR.2024 13:32:29</p>	Marker	Type	Ref	Trc	X-value	Y-value	Function	Function Result	M1	1			1.7099 GHz	-12.50 dBm			T1	1			1.7102246 GHz	6.82 dBm	Occ Bw	4.550898204 MHz	T2	1			1.7147754 GHz	7.12 dBm			D1	M1	1		5.22 MHz	-0.16 dB		
Marker	Type	Ref	Trc	X-value	Y-value	Function	Function Result																																																																											
M1	1			1.7099 GHz	-11.27 dBm																																																																													
T1	1			1.7102445 GHz	8.95 dBm	Occ Bw	4.510978044 MHz																																																																											
T2	1			1.7147555 GHz	10.40 dBm																																																																													
D1	M1	1		5.18 MHz	-0.33 dB																																																																													
Marker	Type	Ref	Trc	X-value	Y-value	Function	Function Result																																																																											
M1	1			1.7099 GHz	-12.50 dBm																																																																													
T1	1			1.7102246 GHz	6.82 dBm	Occ Bw	4.550898204 MHz																																																																											
T2	1			1.7147754 GHz	7.12 dBm																																																																													
D1	M1	1		5.22 MHz	-0.16 dB																																																																													
Middle	<table border="1"> <thead> <tr> <th>Marker</th> <th>Type</th> <th>Ref</th> <th>Trc</th> <th>X-value</th> <th>Y-value</th> <th>Function</th> <th>Function Result</th> </tr> </thead> <tbody> <tr> <td>M1</td> <td>1</td> <td></td> <td></td> <td>1.7299 GHz</td> <td>-11.88 dBm</td> <td></td> <td></td> </tr> <tr> <td>T1</td> <td>1</td> <td></td> <td></td> <td>1.7302246 GHz</td> <td>8.49 dBm</td> <td>Occ Bw</td> <td>4.550898204 MHz</td> </tr> <tr> <td>T2</td> <td>1</td> <td></td> <td></td> <td>1.7347754 GHz</td> <td>8.93 dBm</td> <td></td> <td></td> </tr> <tr> <td>D1</td> <td>M1</td> <td>1</td> <td></td> <td>5.24 MHz</td> <td>0.39 dB</td> <td></td> <td></td> </tr> </tbody> </table> <p>ProjectNo.:DG1240227-09527E Tester:Loge Long Date: 21.MAR.2024 13:32:53</p>	Marker	Type	Ref	Trc	X-value	Y-value	Function	Function Result	M1	1			1.7299 GHz	-11.88 dBm			T1	1			1.7302246 GHz	8.49 dBm	Occ Bw	4.550898204 MHz	T2	1			1.7347754 GHz	8.93 dBm			D1	M1	1		5.24 MHz	0.39 dB			<table border="1"> <thead> <tr> <th>Marker</th> <th>Type</th> <th>Ref</th> <th>Trc</th> <th>X-value</th> <th>Y-value</th> <th>Function</th> <th>Function Result</th> </tr> </thead> <tbody> <tr> <td>M1</td> <td>1</td> <td></td> <td></td> <td>1.7299 GHz</td> <td>-11.96 dBm</td> <td></td> <td></td> </tr> <tr> <td>T1</td> <td>1</td> <td></td> <td></td> <td>1.7302445 GHz</td> <td>8.02 dBm</td> <td>Occ Bw</td> <td>4.510978044 MHz</td> </tr> <tr> <td>T2</td> <td>1</td> <td></td> <td></td> <td>1.7347754 GHz</td> <td>8.11 dBm</td> <td></td> <td></td> </tr> <tr> <td>D1</td> <td>M1</td> <td>1</td> <td></td> <td>5.14 MHz</td> <td>0.18 dB</td> <td></td> <td></td> </tr> </tbody> </table> <p>ProjectNo.:DG1240227-09527E Tester:Loge Long Date: 21.MAR.2024 13:33:15</p>	Marker	Type	Ref	Trc	X-value	Y-value	Function	Function Result	M1	1			1.7299 GHz	-11.96 dBm			T1	1			1.7302445 GHz	8.02 dBm	Occ Bw	4.510978044 MHz	T2	1			1.7347754 GHz	8.11 dBm			D1	M1	1		5.14 MHz	0.18 dB		
Marker	Type	Ref	Trc	X-value	Y-value	Function	Function Result																																																																											
M1	1			1.7299 GHz	-11.88 dBm																																																																													
T1	1			1.7302246 GHz	8.49 dBm	Occ Bw	4.550898204 MHz																																																																											
T2	1			1.7347754 GHz	8.93 dBm																																																																													
D1	M1	1		5.24 MHz	0.39 dB																																																																													
Marker	Type	Ref	Trc	X-value	Y-value	Function	Function Result																																																																											
M1	1			1.7299 GHz	-11.96 dBm																																																																													
T1	1			1.7302445 GHz	8.02 dBm	Occ Bw	4.510978044 MHz																																																																											
T2	1			1.7347754 GHz	8.11 dBm																																																																													
D1	M1	1		5.14 MHz	0.18 dB																																																																													
Highest	<table border="1"> <thead> <tr> <th>Marker</th> <th>Type</th> <th>Ref</th> <th>Trc</th> <th>X-value</th> <th>Y-value</th> <th>Function</th> <th>Function Result</th> </tr> </thead> <tbody> <tr> <td>M1</td> <td>1</td> <td></td> <td></td> <td>1.7499 GHz</td> <td>-11.62 dBm</td> <td></td> <td></td> </tr> <tr> <td>T1</td> <td>1</td> <td></td> <td></td> <td>1.7502445 GHz</td> <td>9.96 dBm</td> <td>Occ Bw</td> <td>4.510978044 MHz</td> </tr> <tr> <td>T2</td> <td>1</td> <td></td> <td></td> <td>1.7547555 GHz</td> <td>9.46 dBm</td> <td></td> <td></td> </tr> <tr> <td>D1</td> <td>M1</td> <td>1</td> <td></td> <td>5.2 MHz</td> <td>0.06 dB</td> <td></td> <td></td> </tr> </tbody> </table> <p>ProjectNo.:DG1240227-09527E Tester:Loge Long Date: 21.MAR.2024 13:33:39</p>	Marker	Type	Ref	Trc	X-value	Y-value	Function	Function Result	M1	1			1.7499 GHz	-11.62 dBm			T1	1			1.7502445 GHz	9.96 dBm	Occ Bw	4.510978044 MHz	T2	1			1.7547555 GHz	9.46 dBm			D1	M1	1		5.2 MHz	0.06 dB			<table border="1"> <thead> <tr> <th>Marker</th> <th>Type</th> <th>Ref</th> <th>Trc</th> <th>X-value</th> <th>Y-value</th> <th>Function</th> <th>Function Result</th> </tr> </thead> <tbody> <tr> <td>M1</td> <td>1</td> <td></td> <td></td> <td>1.7499 GHz</td> <td>-12.15 dBm</td> <td></td> <td></td> </tr> <tr> <td>T1</td> <td>1</td> <td></td> <td></td> <td>1.7502445 GHz</td> <td>8.04 dBm</td> <td>Occ Bw</td> <td>4.530938124 MHz</td> </tr> <tr> <td>T2</td> <td>1</td> <td></td> <td></td> <td>1.7547754 GHz</td> <td>8.02 dBm</td> <td></td> <td></td> </tr> <tr> <td>D1</td> <td>M1</td> <td>1</td> <td></td> <td>5.16 MHz</td> <td>0.30 dB</td> <td></td> <td></td> </tr> </tbody> </table> <p>ProjectNo.:DG1240227-09527E Tester:Loge Long Date: 21.MAR.2024 13:34:02</p>	Marker	Type	Ref	Trc	X-value	Y-value	Function	Function Result	M1	1			1.7499 GHz	-12.15 dBm			T1	1			1.7502445 GHz	8.04 dBm	Occ Bw	4.530938124 MHz	T2	1			1.7547754 GHz	8.02 dBm			D1	M1	1		5.16 MHz	0.30 dB		
Marker	Type	Ref	Trc	X-value	Y-value	Function	Function Result																																																																											
M1	1			1.7499 GHz	-11.62 dBm																																																																													
T1	1			1.7502445 GHz	9.96 dBm	Occ Bw	4.510978044 MHz																																																																											
T2	1			1.7547555 GHz	9.46 dBm																																																																													
D1	M1	1		5.2 MHz	0.06 dB																																																																													
Marker	Type	Ref	Trc	X-value	Y-value	Function	Function Result																																																																											
M1	1			1.7499 GHz	-12.15 dBm																																																																													
T1	1			1.7502445 GHz	8.04 dBm	Occ Bw	4.530938124 MHz																																																																											
T2	1			1.7547754 GHz	8.02 dBm																																																																													
D1	M1	1		5.16 MHz	0.30 dB																																																																													

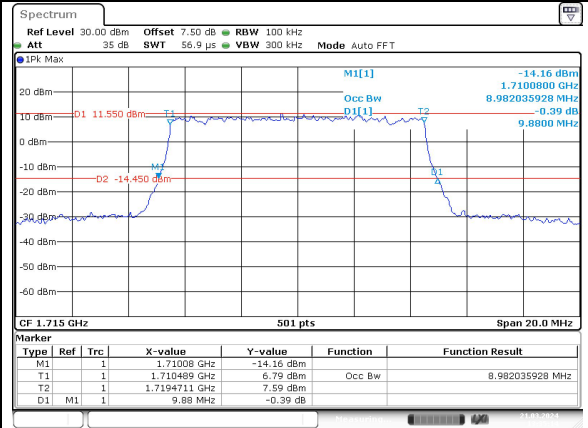
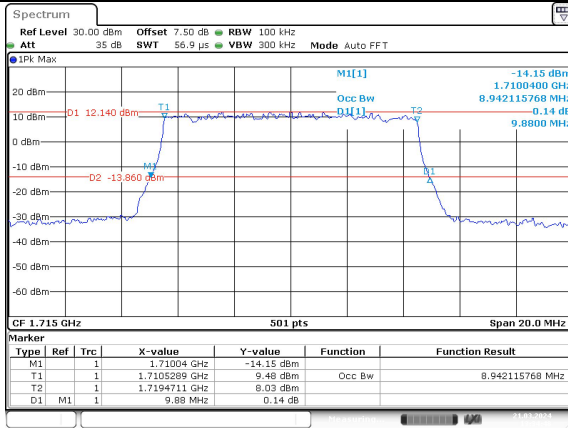
Occupied Bandwidth

Channel

10MHz Bandwidth QPSK

10MHz Bandwidth 16QAM

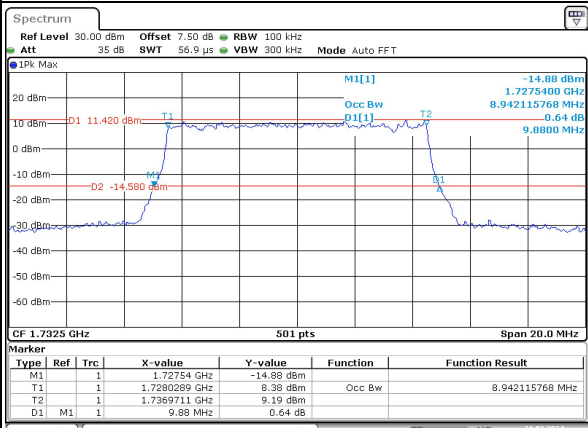
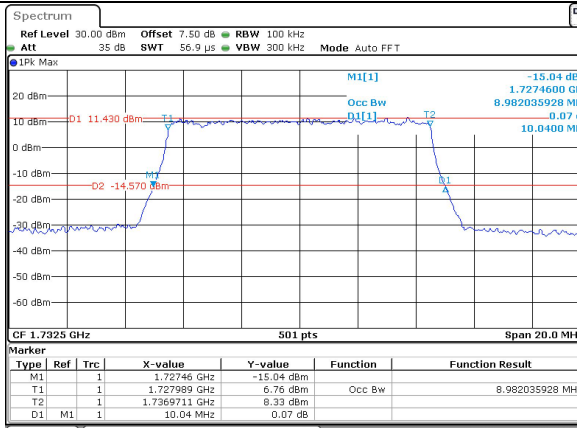
Lowest



ProjectNo.:DG1240227-09527E Tester:Loqe Long
Date: 21.MAR.2024 13:34:49

ProjectNo.:DG1240227-09527E Tester:Loqe Long
Date: 21.MAR.2024 13:35:14

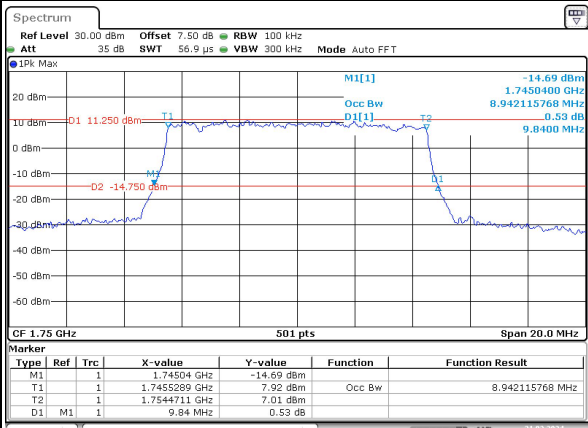
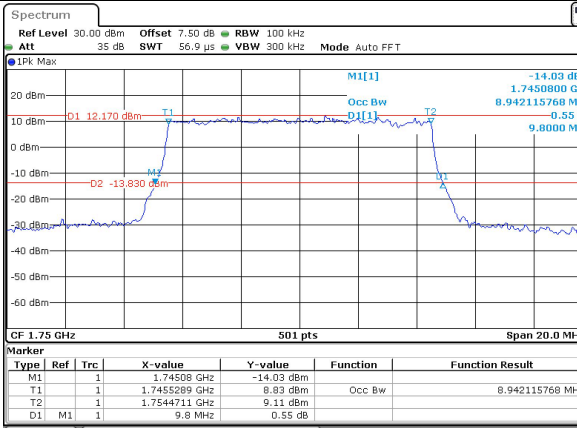
Middle



ProjectNo.:DG1240227-09527E Tester:Loqe Long
Date: 21.MAR.2024 13:35:38

ProjectNo.:DG1240227-09527E Tester:Loqe Long
Date: 21.MAR.2024 13:36:01

Highest



ProjectNo.:DG1240227-09527E Tester:Loqe Long
Date: 21.MAR.2024 13:36:22

ProjectNo.:DG1240227-09527E Tester:Loqe Long
Date: 21.MAR.2024 13:36:41

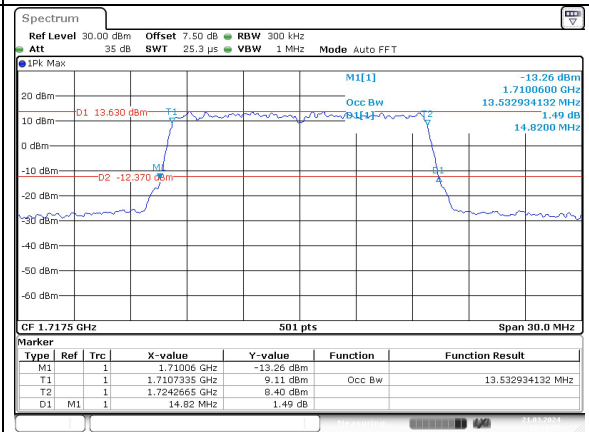
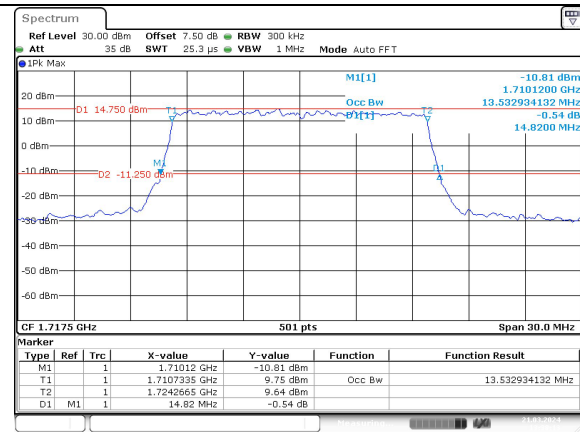
Occupied Bandwidth

Channel

15MHz Bandwidth QPSK

15MHz Bandwidth 16QAM

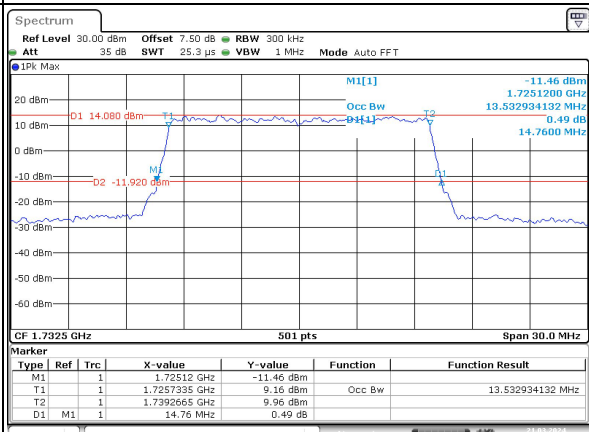
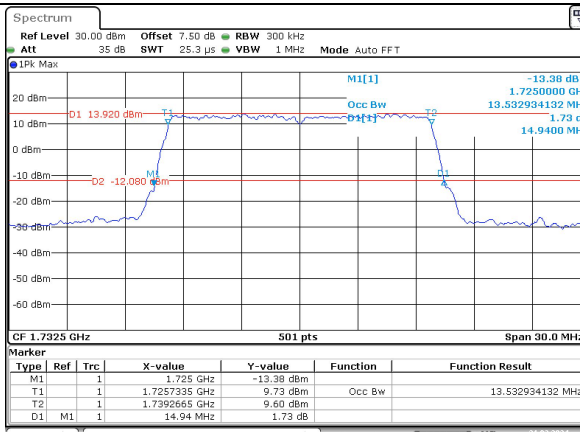
Lowest



ProjectNo.:DG1240227-09527E Tester:Loge Long
Date: 21.MAR.2024 13:38:14

ProjectNo.:DG1240227-09527E Tester:Loge Long
Date: 21.MAR.2024 13:38:38

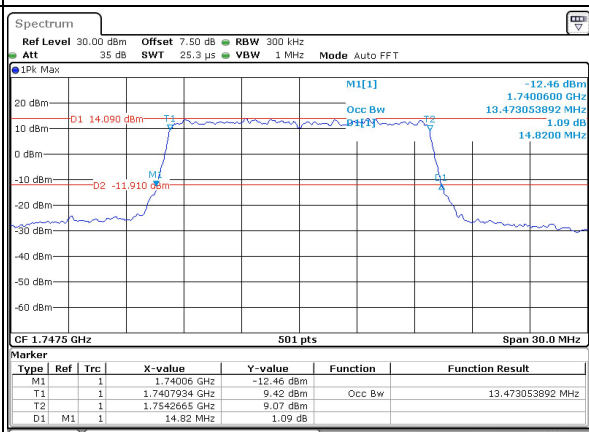
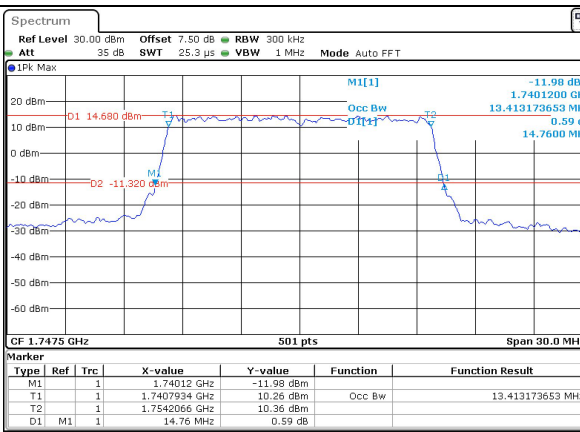
Middle



ProjectNo.:DG1240227-09527E Tester:Loge Long
Date: 21.MAR.2024 13:39:03

ProjectNo.:DG1240227-09527E Tester:Loge Long
Date: 21.MAR.2024 13:39:41

Highest



ProjectNo.:DG1240227-09527E Tester:Loge Long
Date: 21.MAR.2024 13:40:06

ProjectNo.:DG1240227-09527E Tester:Loge Long
Date: 21.MAR.2024 13:40:45