

# SPECIFICATION

**Ant. type(PIFA):** YES

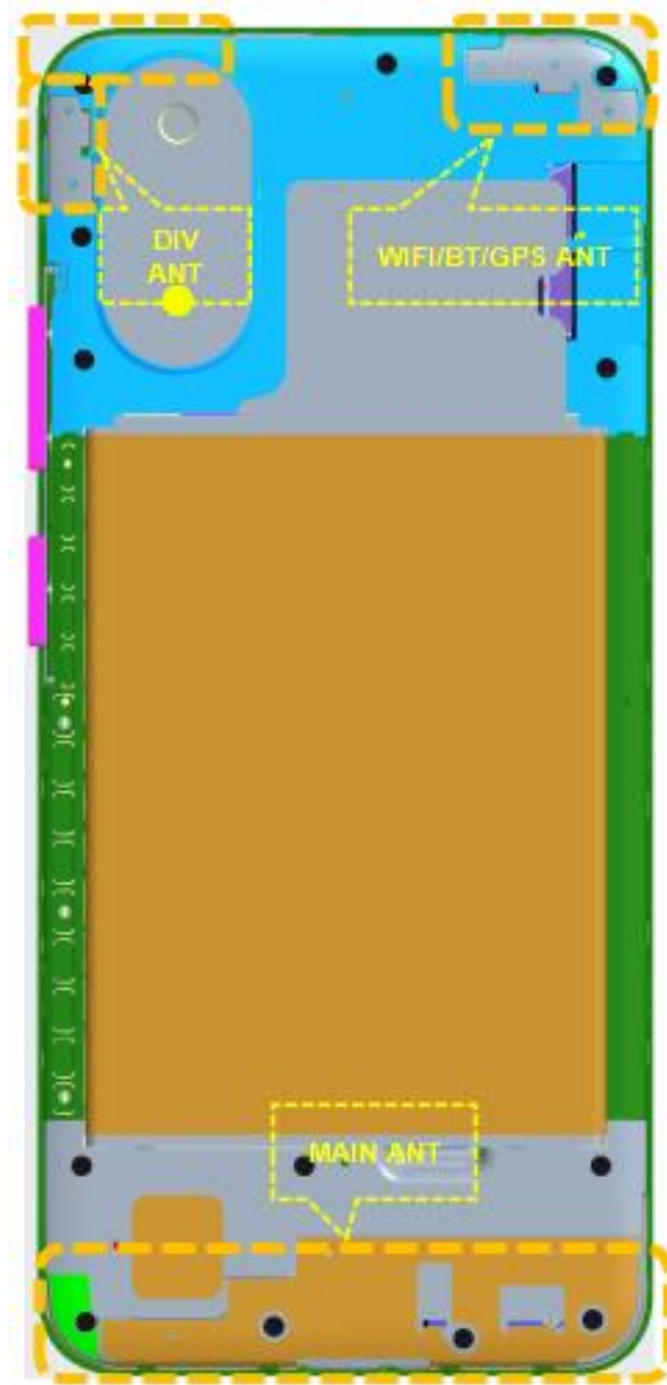
**DATE:** 20240227

**DATASHEET REVISION:** V1.0

**MANUFACTURE:** innowave Communication Technology (ShenZhen) Co. Ltd

**ADDRESS:** 101, Building 7, Zijing Shuangchuang Park,Dalang Street,Longhua District, Shenzhen

**Test Engineer : Jiang Yichen**



## Summary table

<b>Check Items</b>	<b>Information</b>	<b>Page</b>
Manufacturer	Eheta Communication Technology (ShenZhen) Co. Ltd	1
Antenna pattern / Test data (Tx Antenna, Rx antenna, GPS, etc)	Included frequency, antenna gain, type	4-5
Test Setup	Test Environment, list of calibrated test equipment	6-8

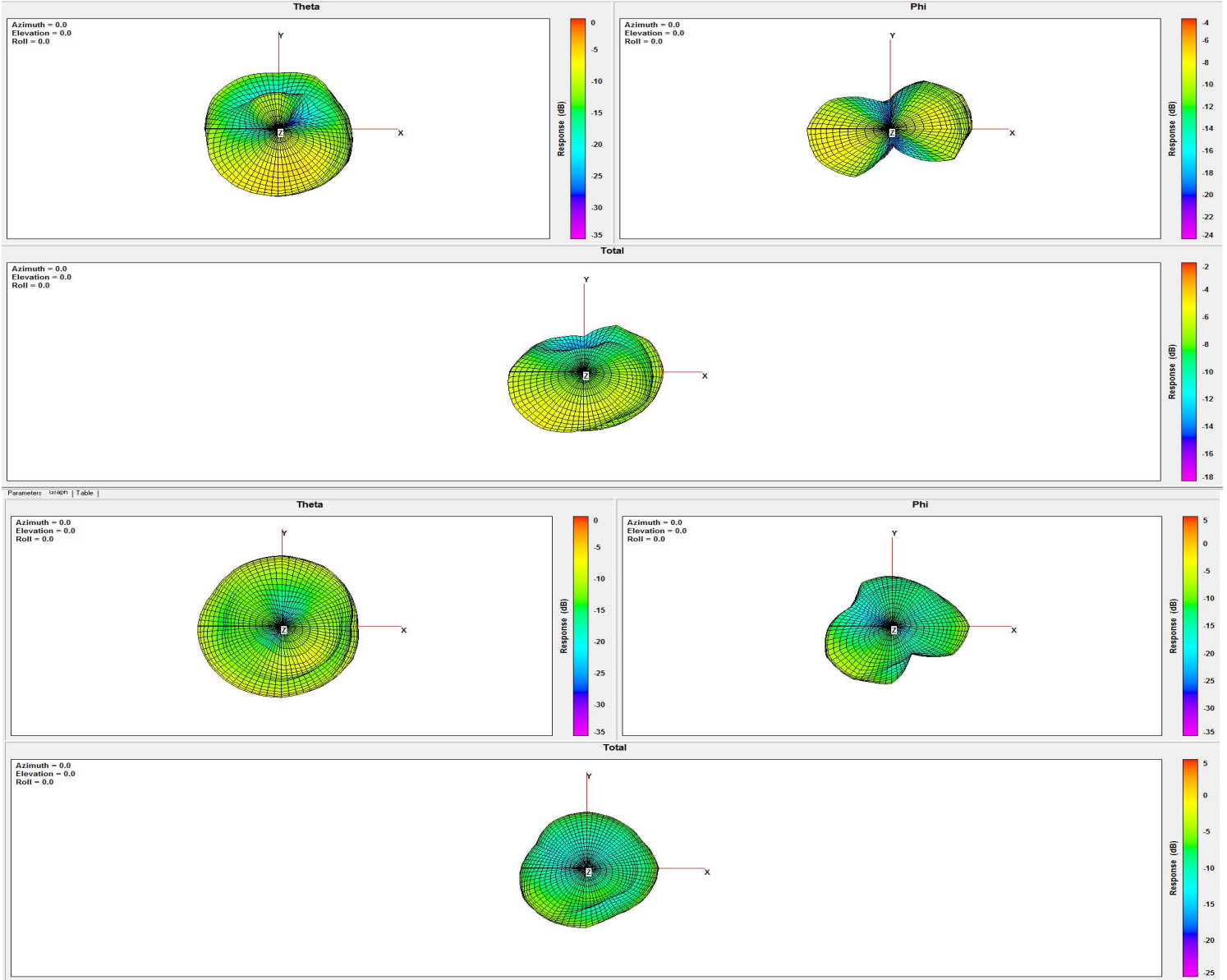
**Antenna Performance****GPS/WIFI/BT ANT (TX antenna)**Description **Antenna Model name : RD992308NB87-3**

<b>Frequency Range</b>	1560-1600MHz; 2400-2500MHz;
<b>Impedance</b>	50Ω
<b>Peak Gain</b>	-0.8dBi
<b>Admitted Power</b>	N/A
<b>Cable</b>	N/A
<b>Antenna Type</b>	PIFA
<b>Connector</b>	N/A
<b>Process</b>	N/A

Antenna Efficiency(test in anechoic chamber)

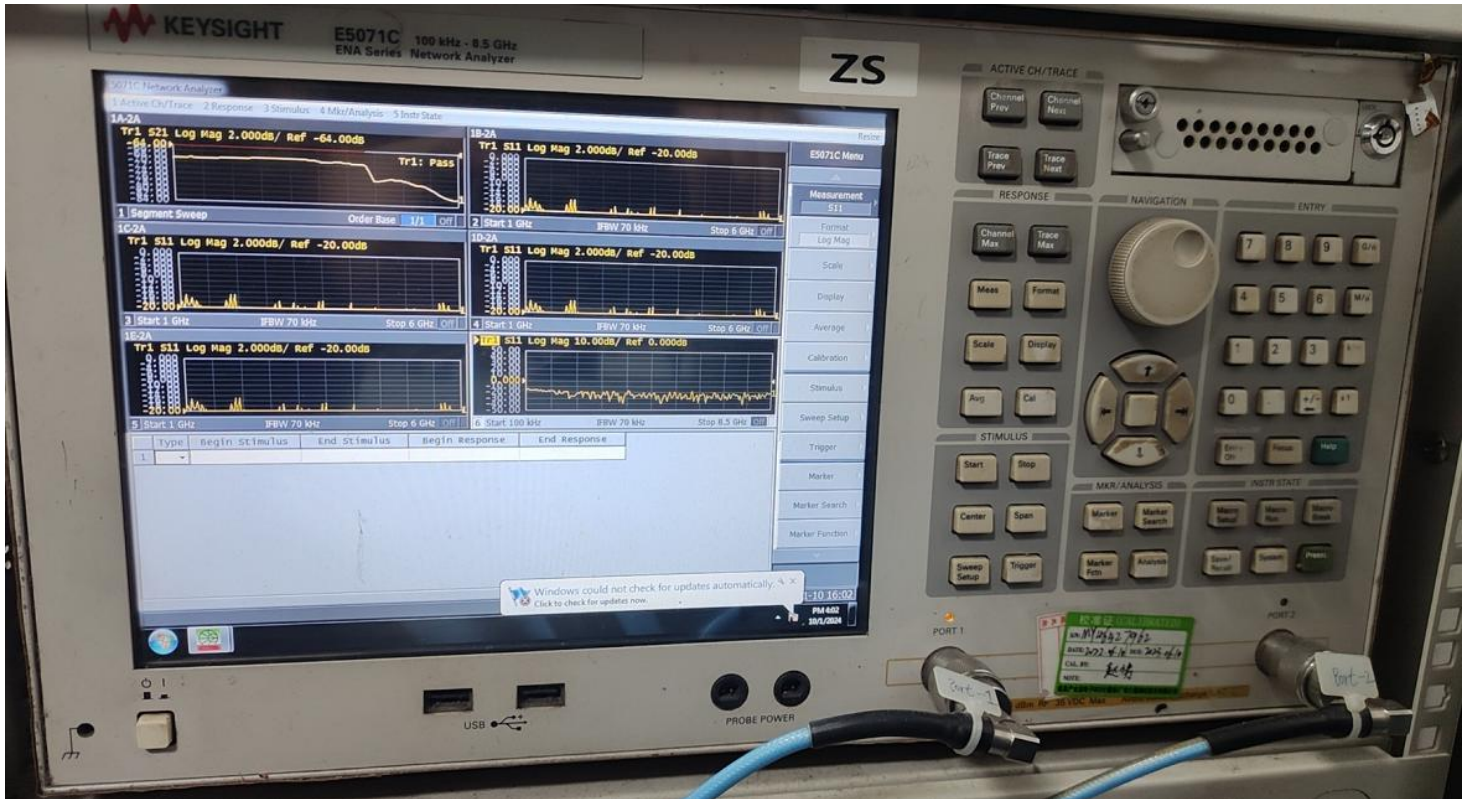
<b>Freq(MHz)</b>	<b>Effi(dB)</b>
1560	-4.5
1570	-4.3
1580	-4.4
1590	-4.4
1600	-4.5
2400	-4.4
2410	-4.5
2420	-4.4
2430	-4.3
2440	-4.2
2450	-4.2
2460	-4.3
2470	-4.5
2480	-4.6
2490	-4.7
2500	-4.7

Antenna 3D Radiation Pattern



## Test setup

Test Environment, list of calibrated test equipment



KEYSIGHT E5071C ↑




ROHDE&SCHWARZ CMW500 ↑





Agilent E4438C ↑





GTS2800 ↑

**Calibration Date : 20240227**