



# FCC RF Test Report

**APPLICANT** : Shenzhen Tinno Mobile Technology Corp.  
**EQUIPMENT** : Watch  
**MODEL NAME** : UW538AA  
**FCC ID** : XD6UW538AA  
**STANDARD** : FCC Part 15 Subpart C §15.247  
**CLASSIFICATION** : (DTS) Digital Transmission System  
**TEST DATE(S)** : May 10, 2024 ~ Jun. 12, 2024

We, Sporton International Inc. (Shenzhen), would like to declare that the tested sample has been evaluated in accordance with the test procedures and has been in compliance with the applicable technical standards.

The test results in this report apply exclusively to the tested model / sample. Without written approval of Sporton International Inc. (Shenzhen), the test report shall not be reproduced except in full.

Jason Jia



Approved by: Jason Jia

**Sporton International Inc. (ShenZhen)**

1/F, 2/F, Bldg 5, Shiling Industrial Zone, Xinwei Village, Xili, Nanshan, Shenzhen, 518055

People's Republic of China



# TABLE OF CONTENTS

**REVISION HISTORY..... 3**

**SUMMARY OF TEST RESULT ..... 4**

**1 GENERAL DESCRIPTION ..... 5**

    1.1 Applicant ..... 5

    1.2 Manufacturer ..... 5

    1.3 Product Feature of Equipment Under Test..... 5

    1.4 Product Specification of Equipment Under Test..... 6

    1.5 Modification of EUT ..... 6

    1.6 Testing Location ..... 6

    1.7 Test Software..... 7

    1.8 Applicable Standards..... 7

**2 TEST CONFIGURATION OF EQUIPMENT UNDER TEST ..... 8**

    2.1 Carrier Frequency and Channel ..... 8

    2.2 Test Mode..... 9

    2.3 Connection Diagram of Test System ..... 10

    2.4 Support Unit used in test configuration and system ..... 11

    2.5 EUT Operation Test Setup ..... 11

    2.6 Measurement Results Explanation Example..... 11

**3 TEST RESULT ..... 12**

    3.1 6dB and 99% Bandwidth Measurement ..... 12

    3.2 Output Power Measurement..... 14

    3.3 Power Spectral Density Measurement ..... 15

    3.4 Conducted Band Edges and Spurious Emission Measurement ..... 17

    3.5 Radiated Band Edges and Spurious Emission Measurement ..... 27

    3.6 AC Conducted Emission Measurement..... 31

    3.7 Antenna Requirements ..... 33

**4 LIST OF MEASURING EQUIPMENT ..... 34**

**5 MEASUREMENT UNCERTAINTY ..... 35**

**APPENDIX A. CONDUCTED TEST RESULTS**

**APPENDIX B. AC CONDUCTED EMISSION TEST RESULT**

**APPENDIX C. RADIATED SPURIOUS EMISSION**

**APPENDIX D. DUTY CYCLE PLOTS**

**APPENDIX E. SETUP PHOTOGRAPHS**





### SUMMARY OF TEST RESULT

Report Section	FCC Rule	Description	Limit	Result	Remark
3.1	15.247(a)(2)	6dB Bandwidth	≥ 0.5MHz	Pass	-
3.1	-	99% Bandwidth	-	Report Only	-
3.2	15.247(b)	Power Output Measurement	≤ 30dBm	Pass	-
3.3	15.247(e)	Power Spectral Density	≤ 8dBm/3kHz	Pass	-
3.4	15.247(d)	Conducted Band Edges	≤ 20dBc	Pass	-
		Conducted Spurious Emission		Pass	-
3.5	15.247(d)	Radiated Band Edges and Radiated Spurious Emission	15.209(a) & 15.247(d)	Pass	Under limit 3.37 dB at 2389.95 MHz
3.6	15.207	AC Conducted Emission	15.207(a)	Pass	Under limit 15.28 dB at 0.65 MHz
3.7	15.203 & 15.247(b)	Antenna Requirement	15.203 & 15.247(b)	Pass	-

**Conformity Assessment Condition:**

- The test results (PASS/FAIL) with all measurement uncertainty excluded are presented against the regulation limits or in accordance with the requirements stipulated by the applicant/manufacturer who shall bear all the risks of non-compliance that may potentially occur if measurement uncertainty is taken into account.
- The measurement uncertainty please refer to each test result in the section "Measurement Uncertainty"

**Disclaimer:**

The product specifications of the EUT presented in the test report that may affect the test assessments are declared by the manufacturer who shall take full responsibility for the authenticity.



# 1 General Description

## 1.1 Applicant

**Shenzhen Tinno Mobile Technology Corp.**

27-001, South Side of Tianlong Mobile Headquarters Building, Tongfa South Road, Xili Community, Xili Street, Nanshan District, Shenzhen ,PRC

## 1.2 Manufacturer

**Shenzhen Tinno Mobile Technology Corp.**

27-001, South Side of Tianlong Mobile Headquarters Building, Tongfa South Road, Xili Community, Xili Street, Nanshan District, Shenzhen ,PRC

## 1.3 Product Feature of Equipment Under Test

Product Feature	
<b>Equipment</b>	Watch
<b>Model Name</b>	UW538AA
<b>FCC ID</b>	XD6UW538AA
<b>IMEI Code</b>	Conducted: 864796070007404 for Sample 1 864796070011687 for Sample 2 Conduction: 864796070007784 for Sample 1 864796070010135 for Sample 2 Radiation: 864796070002660 for Sample 1 864796070011406 for Sample 2
<b>HW Version</b>	V1.0
<b>SW Version</b>	UW538AAV01.08.10
<b>EUT Stage</b>	Identical Prototype

**Remark:**

1. The above EUT's information was declared by manufacturer. Please refer to the specifications or user's manual for more detailed description.
2. There are two type of EUT. The difference between them is EUT materials: sample 1 is 1st source materials, Sample 2 is 2nd source materials. According to the difference, we chose sample 1 to perform full test and sample 2 to verify the power/RSE.



### 1.4 Product Specification of Equipment Under Test

Standards-related Product Specification	
<b>Tx/Rx Channel Frequency Range</b>	2412 MHz ~ 2462 MHz
<b>Maximum (Peak) Output Power to antenna</b>	<b>For Sample 1 :</b> 802.11b : 18.32 dBm (0.0679 W) 802.11g : 21.11 dBm (0.1291 W) 802.11n HT20 : 21.10 dBm (0.1288 W) <b>For Sample 2 :</b> 802.11b : 18.11 dBm (0.0647 W) 802.11g : 20.22 dBm (0.1052 W) 802.11n HT20 : 20.30 dBm (0.1072 W)
<b>99% Occupied Bandwidth</b>	802.11b : 13.29MHz 802.11g : 17.23MHz 802.11n HT20 : 18.18MHz
<b>Antenna Type / Gain</b>	LDS Antenna type with gain -1.5 dBi
<b>Type of Modulation</b>	802.11b : DSSS (DBPSK / DQPSK / CCK) 802.11g/n : OFDM (BPSK / QPSK / 16QAM / 64QAM)

### 1.5 Modification of EUT

No modifications are made to the EUT during all test items.

### 1.6 Testing Location

Sporton International Inc. (ShenZhen) is accredited to ISO/IEC 17025:2017 by American Association for Laboratory Accreditation with Certificate Number 5145.01.

<b>Test Firm</b>	Sporton International Inc. (ShenZhen)		
<b>Test Site Location</b>	1/F, 2/F, Bldg 5, Shiling Industrial Zone, Xinwei Village, Xili, Nanshan, Shenzhen, 518055 People's Republic of China TEL: +86-755-86379589 FAX: +86-755-86379595		
<b>Test Site No.</b>	<b>Sporton Site No.</b>	<b>FCC Designation No.</b>	<b>FCC Test Firm Registration No.</b>
	CO01-SZ TH01-SZ	CN1256	421272

<b>Test Firm</b>	Sporton International Inc. (ShenZhen)		
<b>Test Site Location</b>	101, 1st Floor, Block B, Building 1, No. 2, Tengfeng 4th Road, Fenghuang Community, Fuyong Street, Baoan District, Shenzhen City, Guangdong Province 518103 People's Republic of China TEL: +86-755-86066985		
<b>Test Site No.</b>	<b>Sporton Site No.</b>	<b>FCC Designation No.</b>	<b>FCC Test Firm Registration No.</b>
	03CH04-SZ	CN1256	421272



### 1.7 Test Software

Item	Site	Manufacturer	Name	Version
1.	03CH04-SZ	AUDIX	E3	6.2009-8-24
2.	CO01-SZ	AUDIX	E3	6.120613b

### 1.8 Applicable Standards

According to the specifications of the manufacturer, the EUT must comply with the requirements of the following standards:

- ♦ 47 CFR Part 15 Subpart C §15.247
- ♦ FCC KDB 558074 D01 15.247 Meas Guidance v05r02
- ♦ ANSI C63.10-2013

**Remark:**

1. All test items were verified and recorded according to the standards and without any deviation during the test.
2. This EUT has also been tested and complied with the requirements of FCC Part 15, Subpart B, recorded in a separate test report.



## 2 Test Configuration of Equipment Under Test

- a. The EUT has been associated with peripherals and configuration operated in a manner tended to maximize its emission characteristics in a typical application. Frequency range investigated: conduction emission (150 kHz to 30 MHz), radiation emission (9 kHz to the 10th harmonic of the highest fundamental frequency or to 40 GHz, whichever is lower). For radiated measurement, pre-scanned in three orthogonal panels, X, Y, Z. The worst cases (X plane) were recorded in this report.
- b. AC power line Conducted Emission was tested under maximum output power.

### 2.1 Carrier Frequency and Channel

Frequency Band	Channel	Freq. (MHz)	Channel	Freq. (MHz)
2400-2483.5 MHz	1	2412	7	2442
	2	2417	8	2447
	3	2422	9	2452
	4	2427	10	2457
	5	2432	11	2462
	6	2437	-	-





## 2.2 Test Mode

Final test modes are considering the modulation and worse data rates as below table.

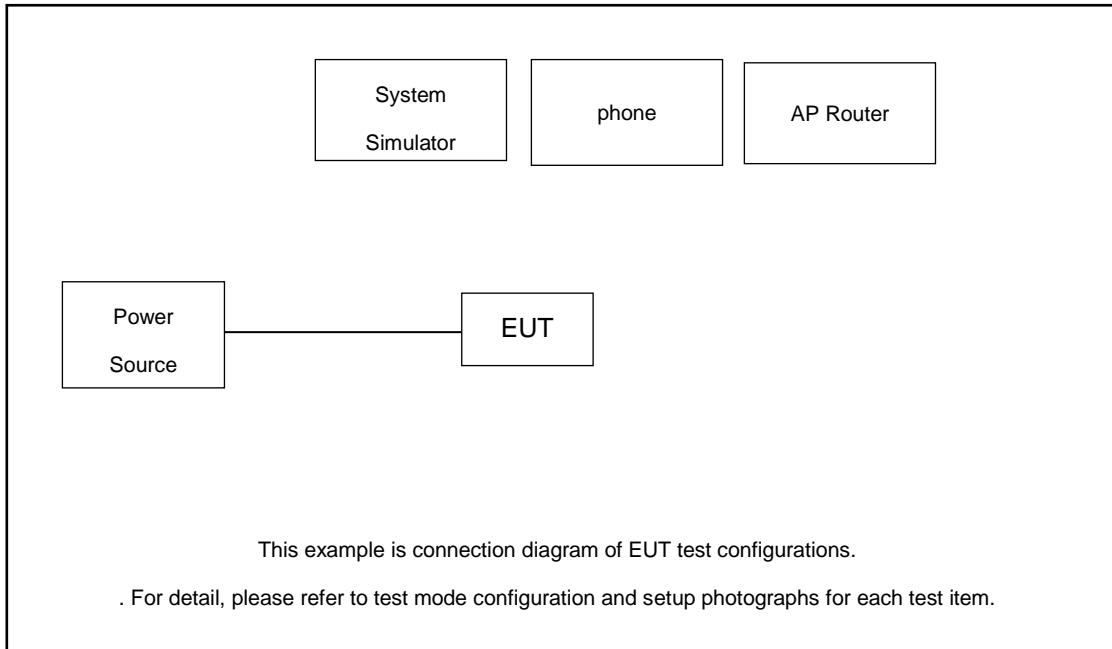
Modulation	Data Rate
802.11b	1 Mbps
802.11g	6 Mbps
802.11n HT20	MCS0

Test Cases	
<b>AC Conducted Emission</b>	Mode 1 :LTE Cat.1 Band 5 + BT Link + WLAN Link(2.4G) + USB Cable (Charging from charging stand + Adapter) + Battery for Sample 1 Mode 2 LTE Cat.1 Band 5 + BT Link + WLAN Link(2.4G) + USB Cable (Charging from charging stand + Adapter) + Battery for Sample 2
<b>Remark:</b>	
1. The worst case of conducted emission is mode 1; only the test data of it was reported. 2. For Radiated Test Cases, the tests were performance with Adapter and charging stand.	

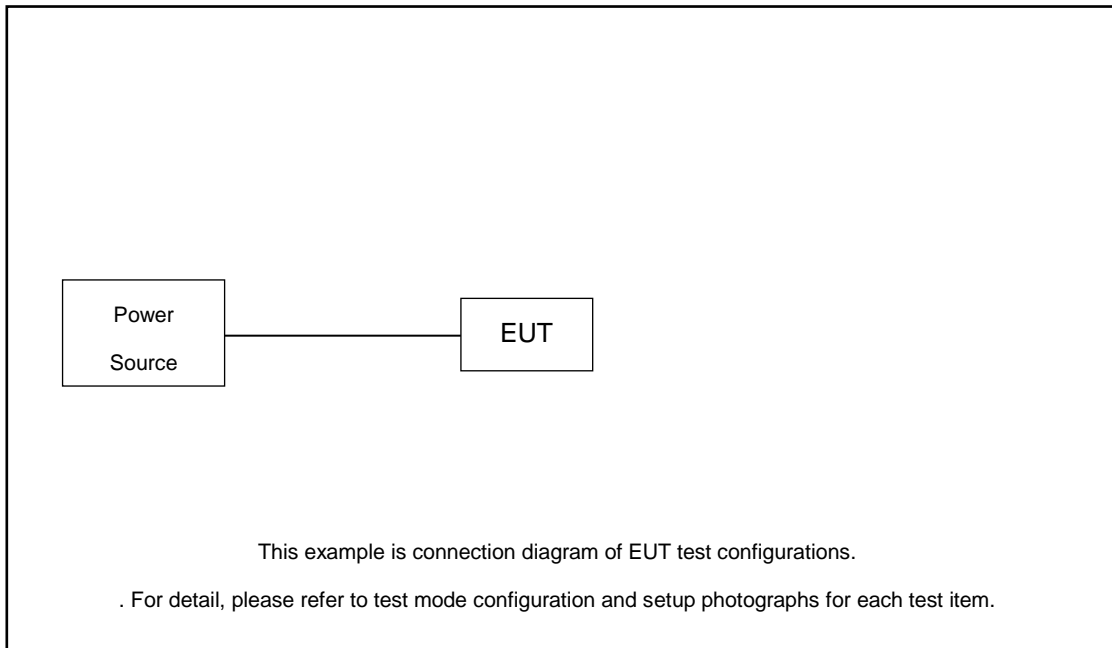
RSE Co-location
802.11n HT20 CH01 2412 + LTE Band 66 Link 802.11n HT20 CH01 2412 + Bluetooth LE(1 Mbps) CH39_TX + LTE Band 66 Link

## 2.3 Connection Diagram of Test System

AC Conducted Emission:



Radiated Emission:





## 2.4 Support Unit used in test configuration and system

Item	Equipment	Trade Name	Model Name	FCC ID	Data Cable	Power Cord
1.	Base Station	Anritsu	CWM500	N/A	N/A	Unshielded, 1.8m
2.	WLAN AP	Dlink	DIR-820L	KA2IR820LA1	N/A	N/A
3.	Mobile Phone	One Plus	N/A	N/A	N/A	N/A

## 2.5 EUT Operation Test Setup

For WLAN RF test items, an engineering test program was provided and enabled to make EUT continuous transmit.

For AC power line conducted emissions, the EUT was set to connect with the WLAN AP under large package sizes transmission.

## 2.6 Measurement Results Explanation Example

### For all conducted test items:

The offset level is set in the spectrum analyzer to compensate the RF cable loss and attenuator factor between EUT conducted output port and spectrum analyzer. With the offset compensation, the spectrum analyzer reading level is exactly the EUT RF output level.

Example:

The spectrum analyzer offset is derived from RF cable loss and attenuator factor.

$$\text{Offset} = \text{RF cable loss} + \text{attenuator factor}.$$

Following shows an offset computation example with cable loss 1.30 dB and 10dB attenuator.

$$\begin{aligned} \text{Offset(dB)} &= \text{RF cable loss(dB)} + \text{attenuator factor(dB)}. \\ &= 1.30 + 10 = 11.30 \text{ (dB)} \end{aligned}$$

### 3 Test Result

#### 3.1 6dB and 99% Bandwidth Measurement

##### 3.1.1 Limit of 6dB and 99% Bandwidth

The minimum 6 dB bandwidth shall be at least 500 kHz.

##### 3.1.2 Measuring Instruments

The measuring equipment is listed in the section 4 of this test report.

##### 3.1.3 Test Procedures

1. The testing follows ANSI C63.10-2013 clause 11.8
2. The RF output of EUT was connected to the spectrum analyzer by RF cable and attenuator. The path loss was compensated to the results for each measurement.
3. Set to the maximum power setting and enable the EUT transmit continuously.
4. Make the measurement with the spectrum analyzer's resolution bandwidth (RBW) = 100 kHz. Set the Video bandwidth (VBW) = 300 kHz. In order to make an accurate measurement. The 6 dB bandwidth must be greater than 500 kHz.
5. For 99% Bandwidth Measurement, the spectrum analyzer's resolution bandwidth (RBW) = 1%~5% of OBW and set the Video bandwidth (VBW) = 3MHz.
6. Measure and record the results in the test report.

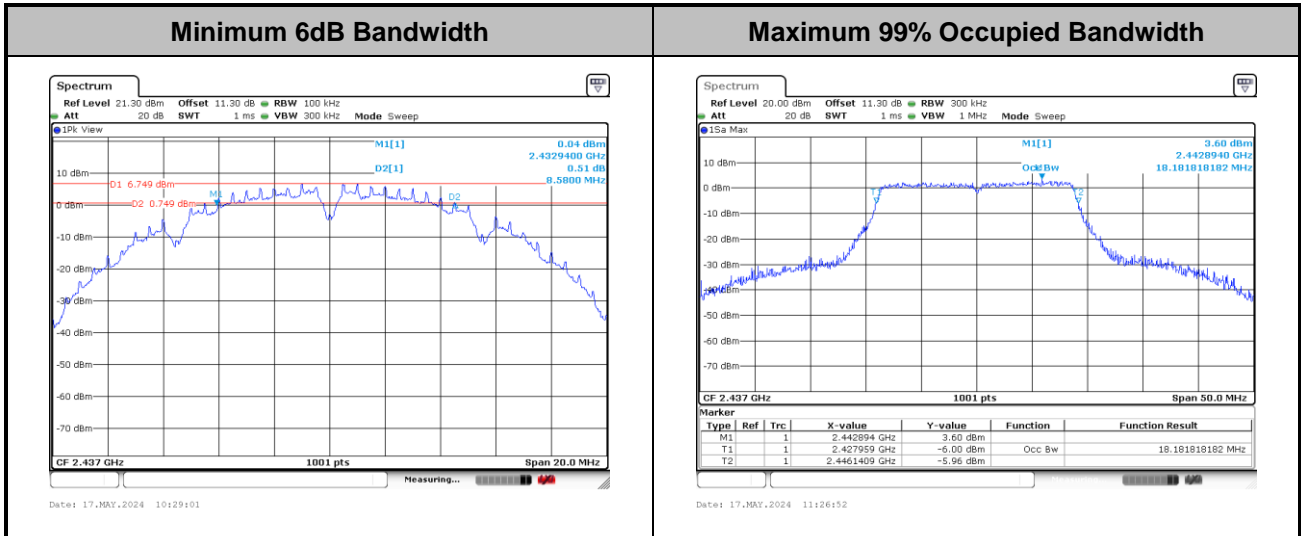
##### 3.1.4 Test Setup





### 3.1.5 Test Result of 6dB and 99% Occupied Bandwidth

Please refer to Appendix A.



Note : The occupied channel bandwidth is maintained within the band of operation for all of the modulations.

## 3.2 Output Power Measurement

### 3.2.1 Limit of Output Power

For systems using digital modulation in the 2400-2483.5MHz, the limit for peak output power is 30dBm. If transmitting antenna with directional gain greater than 6dBi is used, the peak output power from the intentional radiator shall be reduced below the above stated value by the amount in dB that the directional gain of the antenna exceeds 6 dBi. In case of point-to-point operation, the limit has to be reduced by 1dB for every 3dB that the directional gain of the antenna exceeds 6dBi.

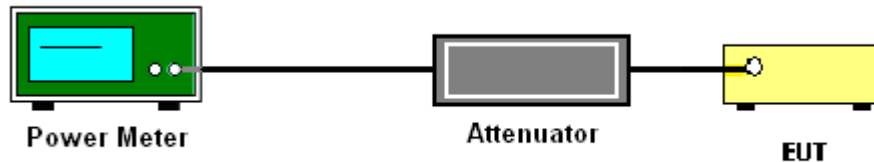
### 3.2.2 Measuring Instruments

The measuring equipment is listed in the section 4 of this test report.

### 3.2.3 Test Procedures

1. The testing follows the Measurement Procedure of ANSI C63.10-2013 clause 11.9.1.3 PKPM1 Peak power meter or ANSI C63.10-2013 clause 11.9.2.3.1 Method AVGPM method.
2. The RF output of EUT was connected to the power meter by RF cable and attenuator. The path loss was compensated to the results for each measurement.
3. Set to the maximum power setting and enable the EUT transmit continuously.
4. Measure the conducted output power and record the results in the test report.

### 3.2.4 Test Setup



### 3.2.5 Test Result of Peak Output Power

Please refer to Appendix A.

### 3.2.6 Test Result of Average Output Power (Reporting Only)

Please refer to Appendix A.

### 3.3 Power Spectral Density Measurement

#### 3.3.1 Limit of Power Spectral Density

The peak power spectral density shall not be greater than 8dBm in any 3kHz band at any time interval of continuous transmission.

#### 3.3.2 Measuring Instruments

The measuring equipment is listed in the section 4 of this test report.

#### 3.3.3 Test Procedures

1. The testing follows Measurement Procedure of ANSI C63.10-2013 clause 11.10.2 Method PKPSD.
2. The RF output of EUT was connected to the spectrum analyzer by RF cable and attenuator. The path loss was compensated to the results for each measurement.
3. Set to the maximum power setting and enable the EUT transmit continuously.
4. Make the measurement with the spectrum analyzer's resolution bandwidth (RBW) = 3 kHz. Video bandwidth VBW = 10 kHz In order to make an accurate measurement, set the span to 1.5 times DTS Channel Bandwidth. (6dB BW)
5. Detector = peak, Sweep time = auto couple, Trace mode = max hold, Allow trace to fully stabilize. Use the peak marker function to determine the maximum power level.
6. Measure and record the results in the test report.

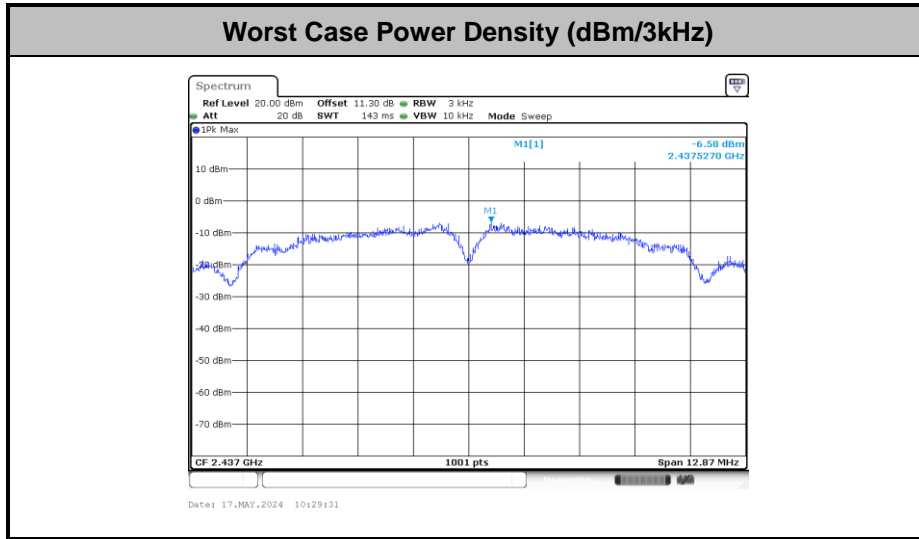
#### 3.3.4 Test Setup





### 3.3.5 Test Result of Power Spectral Density

Please refer to Appendix A.





## 3.4 Conducted Band Edges and Spurious Emission Measurement

### 3.4.1 Limit of Conducted Band Edges and Spurious Emission Measurement

In any 100 kHz bandwidth outside of the authorized frequency band, the emissions which fall in the non-restricted bands shall be attenuated at least 20 dB / 30dB relative to the maximum PSD level in 100 kHz by RF conducted measurement.

### 3.4.2 Measuring Instruments

The measuring equipment is listed in the section 4 of this test report.

### 3.4.3 Test Procedures

1. The testing follows ANSI C63.10-2013 clause 11.11
2. The RF output of EUT was connected to the spectrum analyzer by RF cable and attenuator. The path loss was compensated to the results for each measurement.
3. Set to the maximum power setting and enable the EUT transmit continuously.
4. Set RBW = 100 kHz, VBW=300 kHz, Peak Detector. Unwanted Emissions measured in any 100 kHz bandwidth outside of the authorized frequency band shall be attenuated by at least 20 dB relative to the maximum in-band peak PSD level in 100 kHz when maximum peak conducted output power procedure is used. If the transmitter complies with the conducted power limits based on the use of RMS averaging over a time interval, the attenuation required under this paragraph shall be 30 dB instead of 20 dB per 15.247(d).
5. Measure and record the results in the test report.
6. The RF fundamental frequency should be excluded against the limit line in the operating frequency band.

### 3.4.4 Test Setup

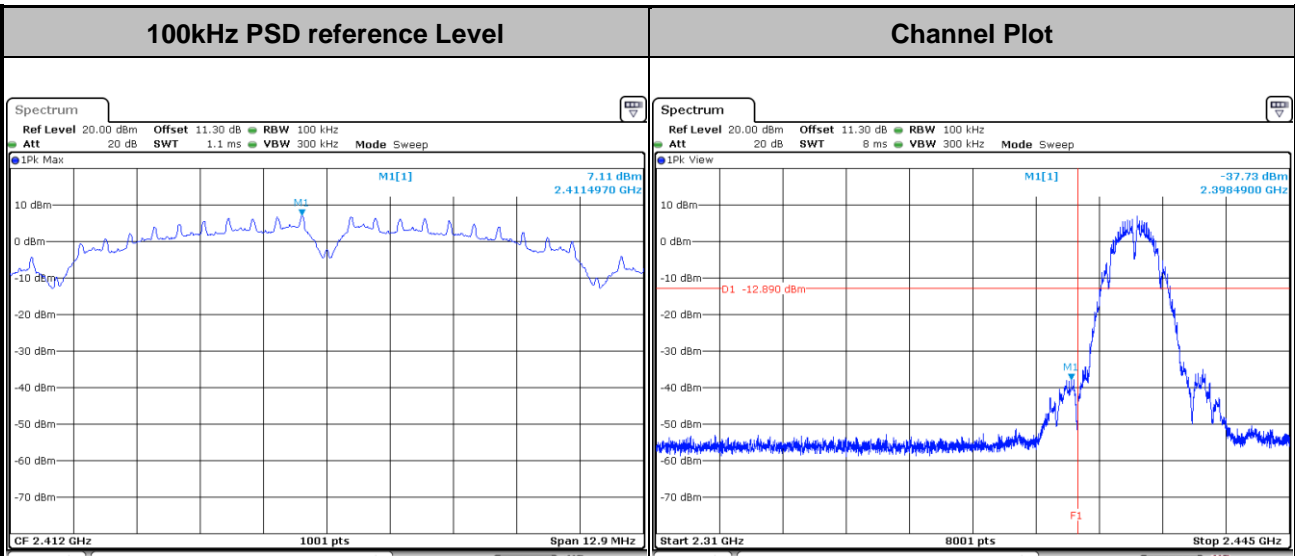




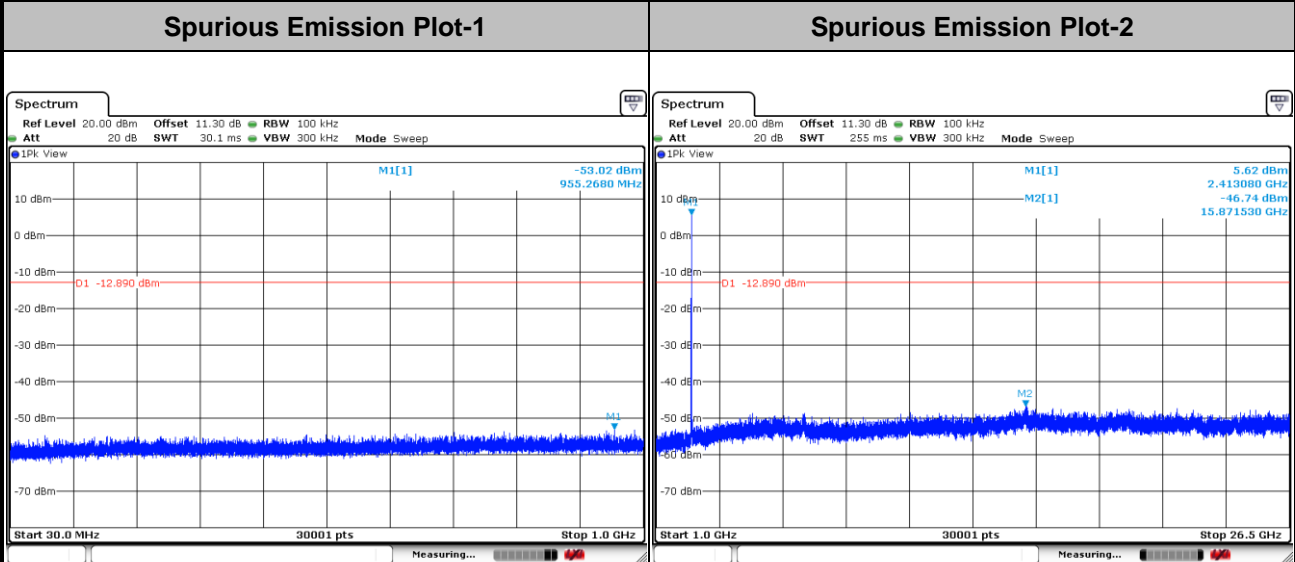
### 3.4.5 Test Result of Conducted Band Edges and Spurious Emission

Test Engineer : SamZheng	Temperature :	24~26°C
	Relative Humidity :	50~53%

Test Mode :	802.11b	Test Channel :	01
-------------	---------	----------------	----



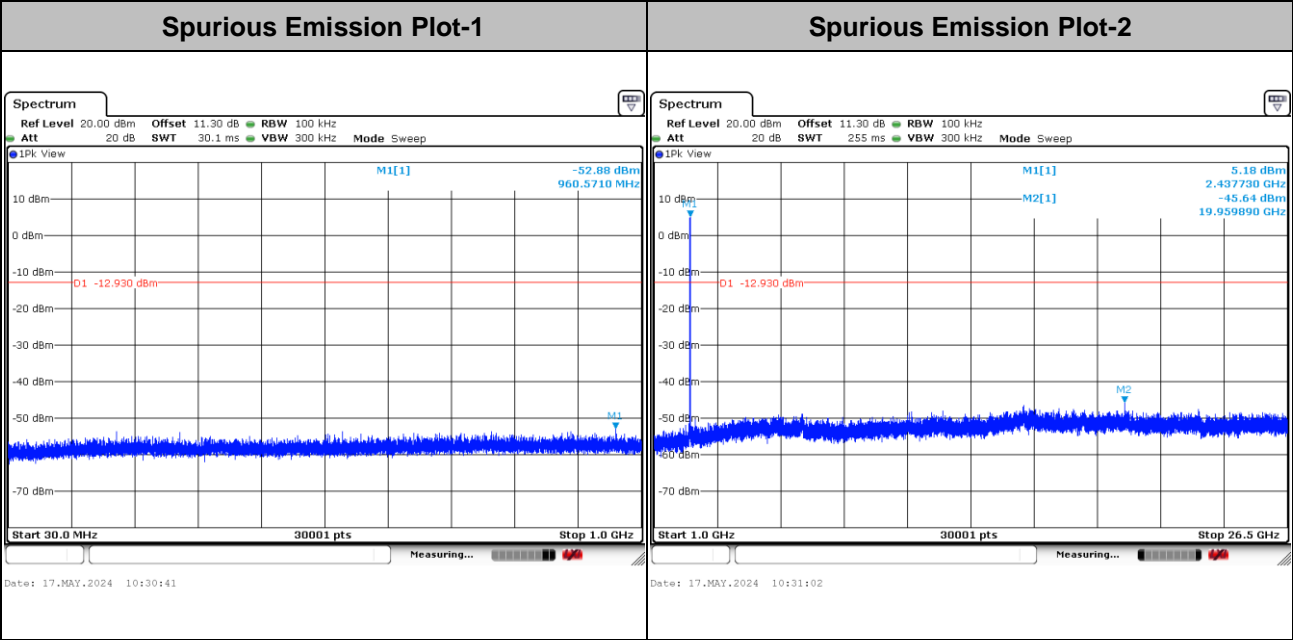
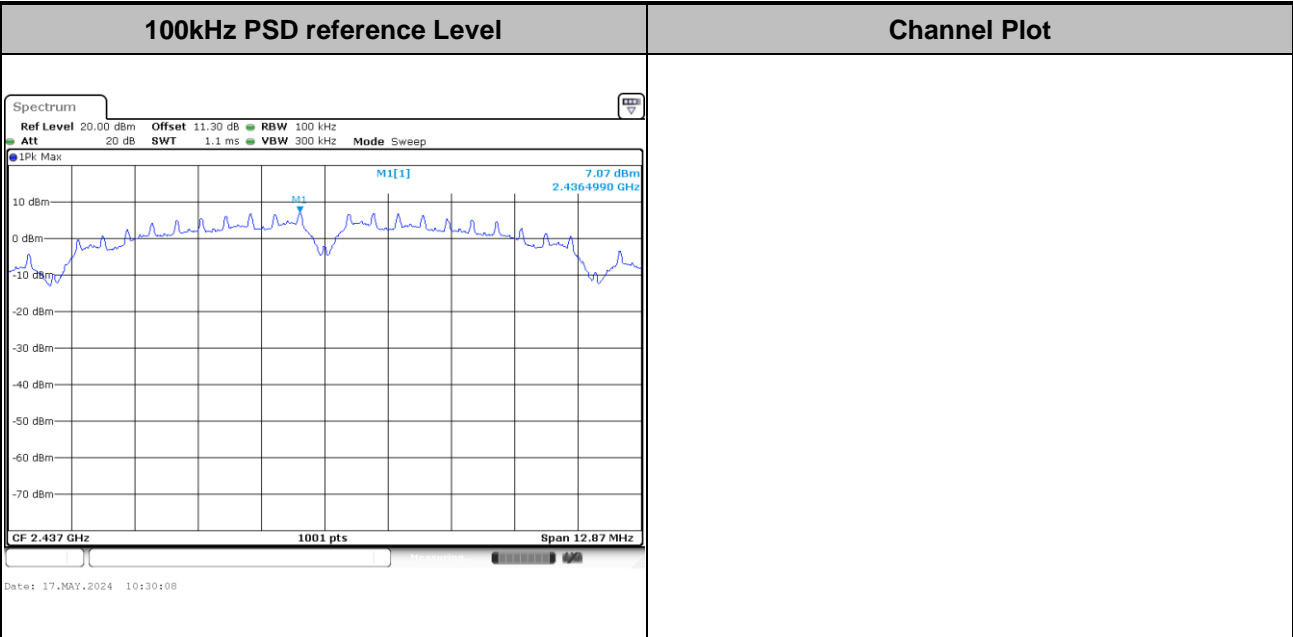
Date: 17.MAY.2024 10:23:26 Date: 17.MAY.2024 10:25:50



Date: 17.MAY.2024 10:24:00 Date: 17.MAY.2024 10:24:27

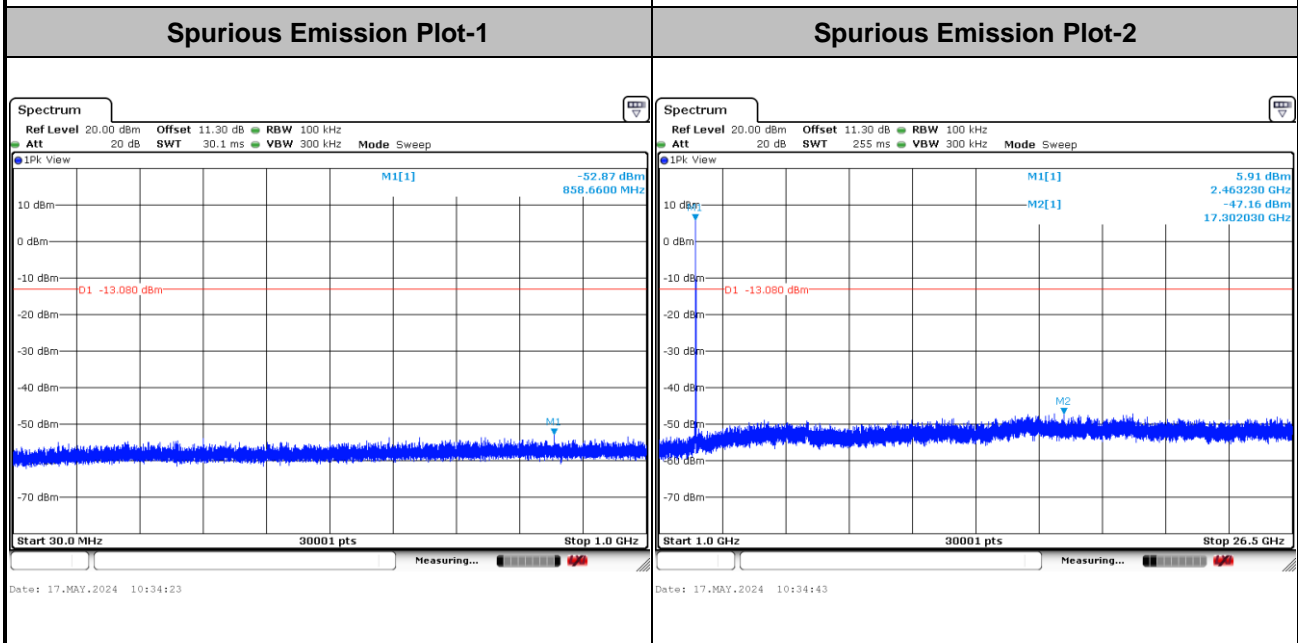
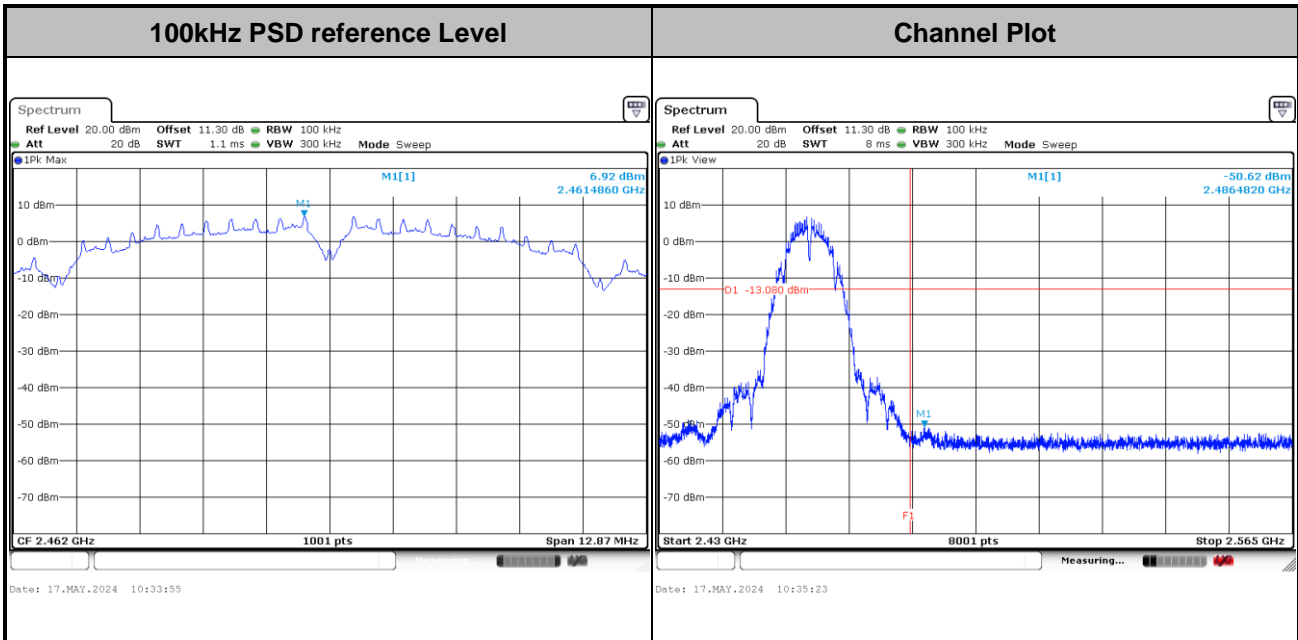


Test Mode :	802.11b	Test Channel :	06
-------------	---------	----------------	----



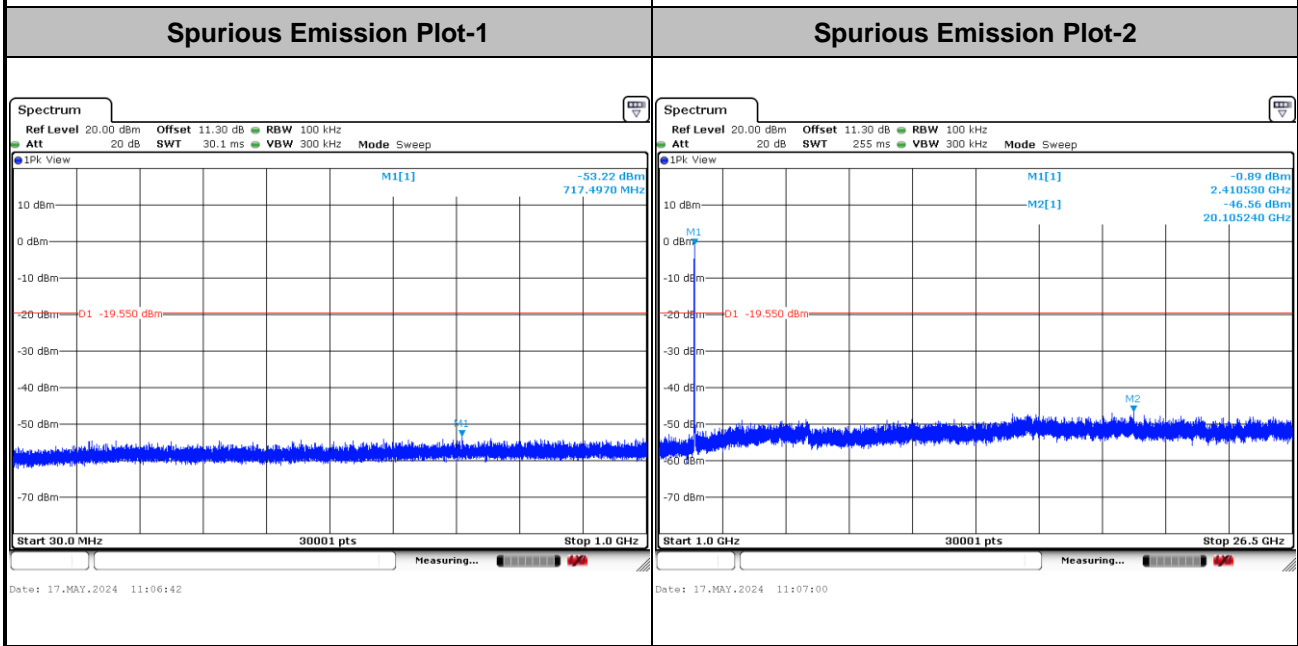
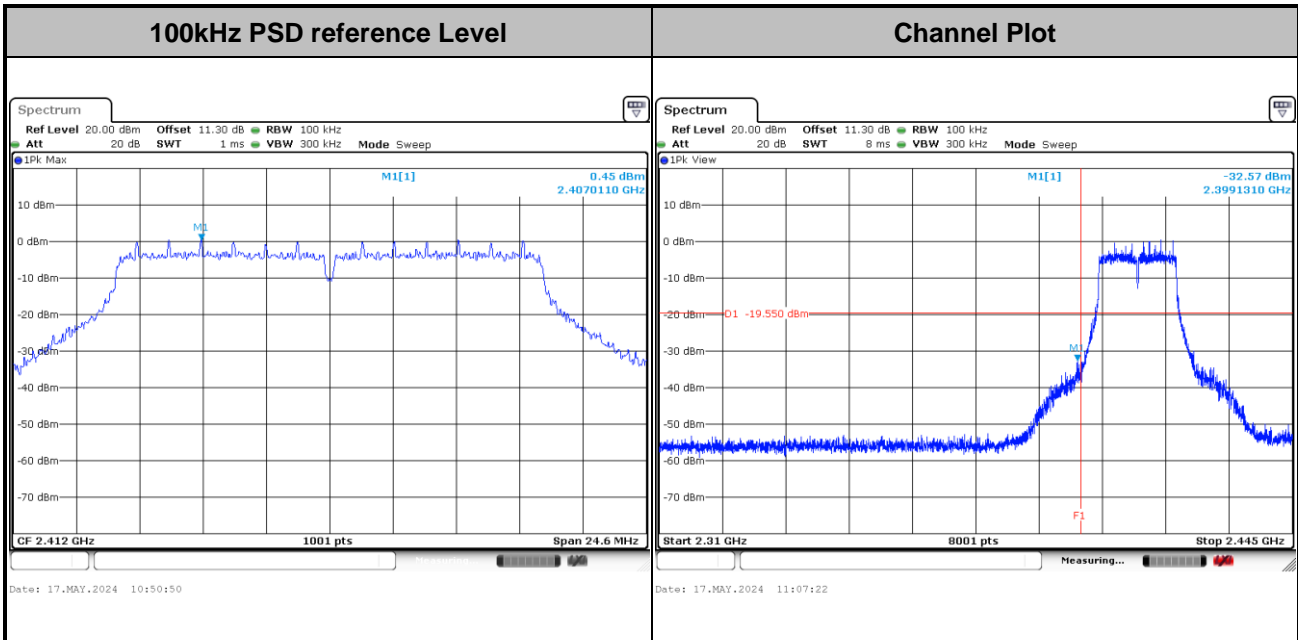


Test Mode :	802.11b	Test Channel :	11
-------------	---------	----------------	----



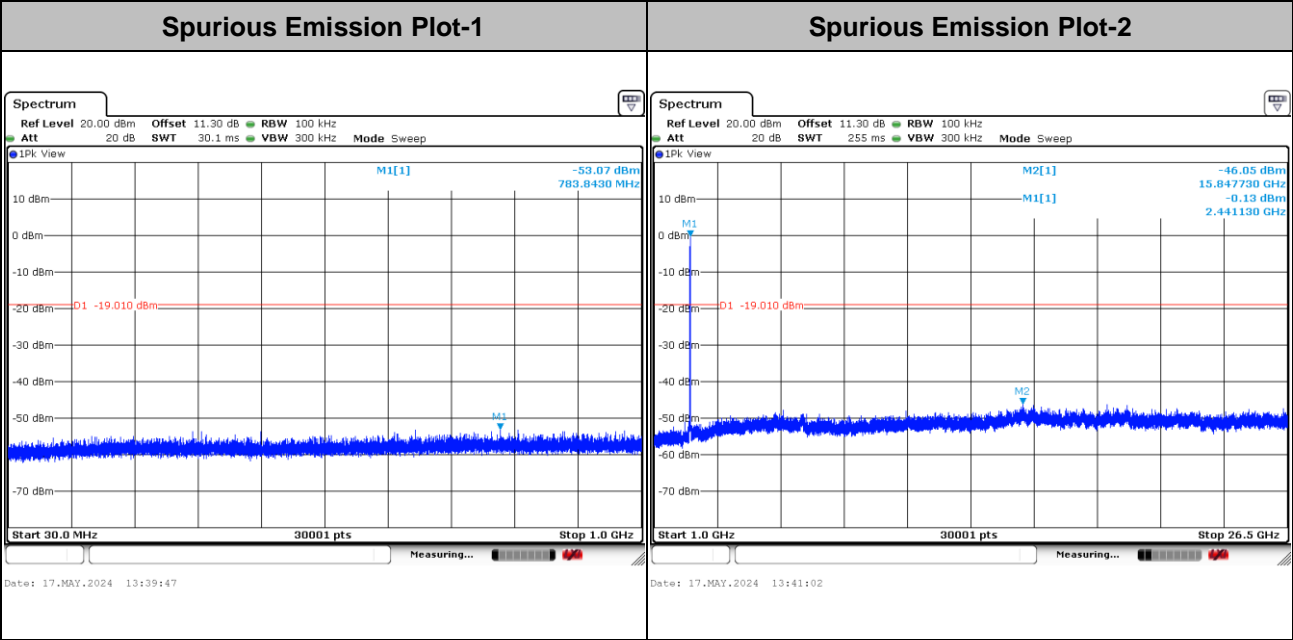
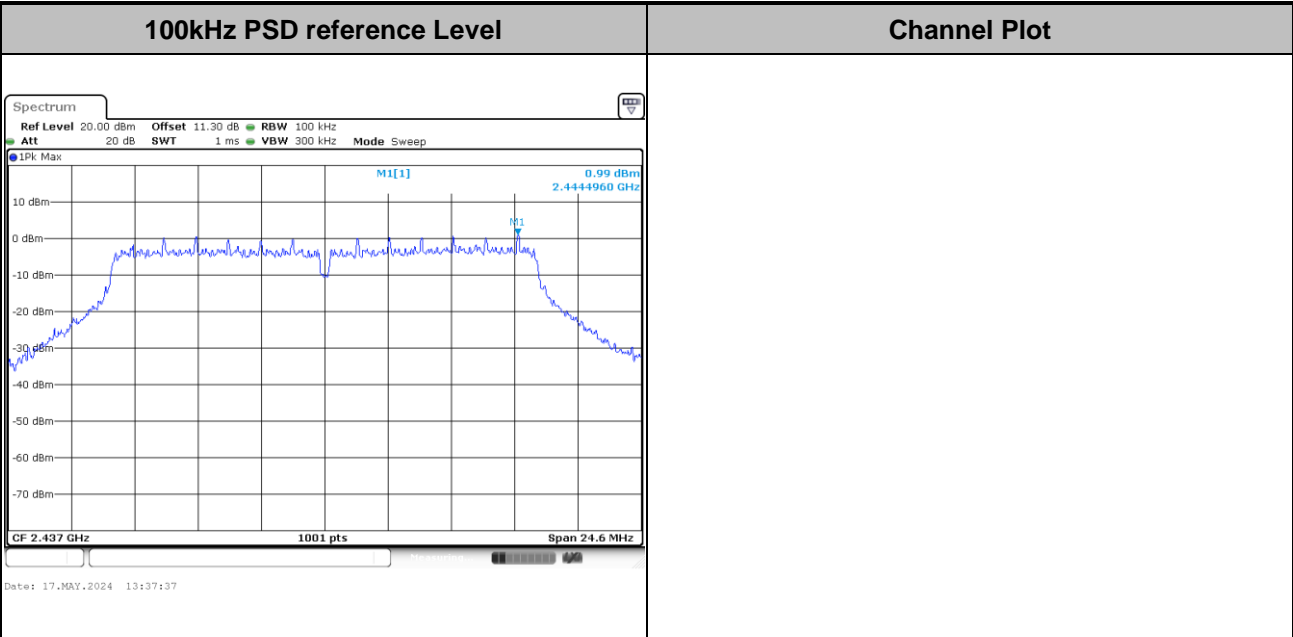


Test Mode :	802.11g	Test Channel :	01
-------------	---------	----------------	----



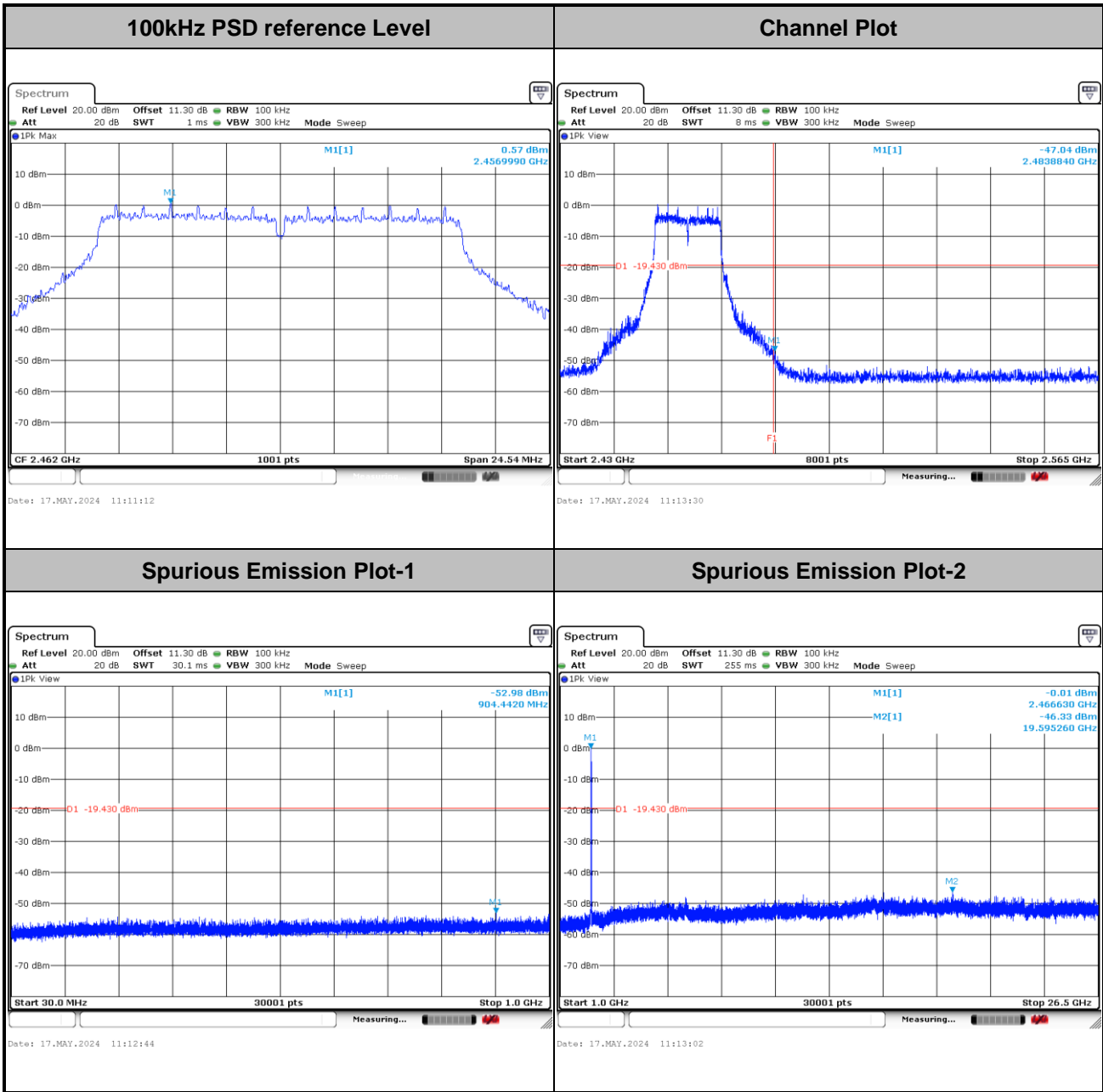


Test Mode :	802.11g	Test Channel :	06
-------------	---------	----------------	----



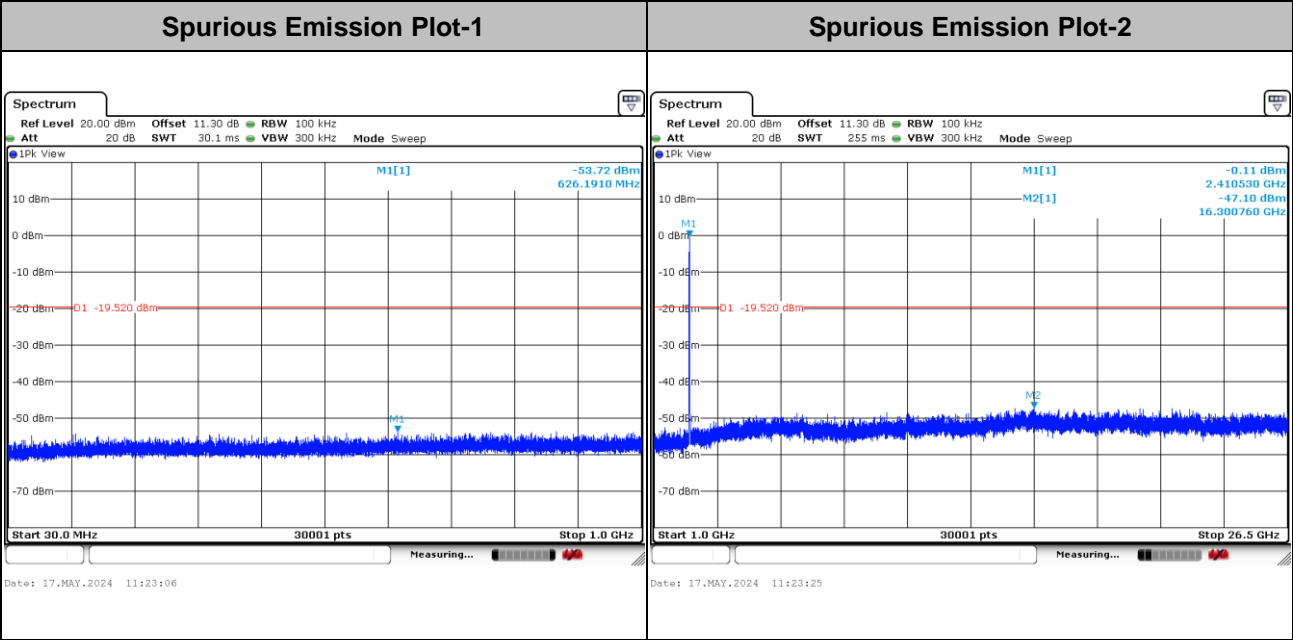
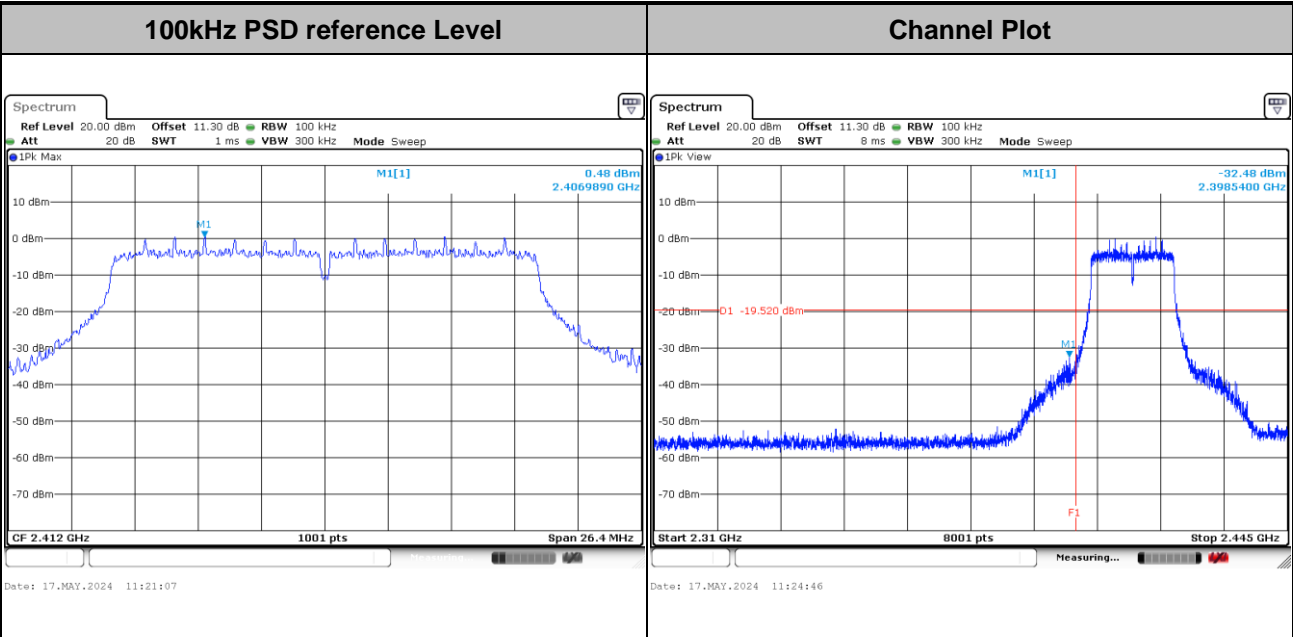


Test Mode :	802.11g	Test Channel :	11
-------------	---------	----------------	----





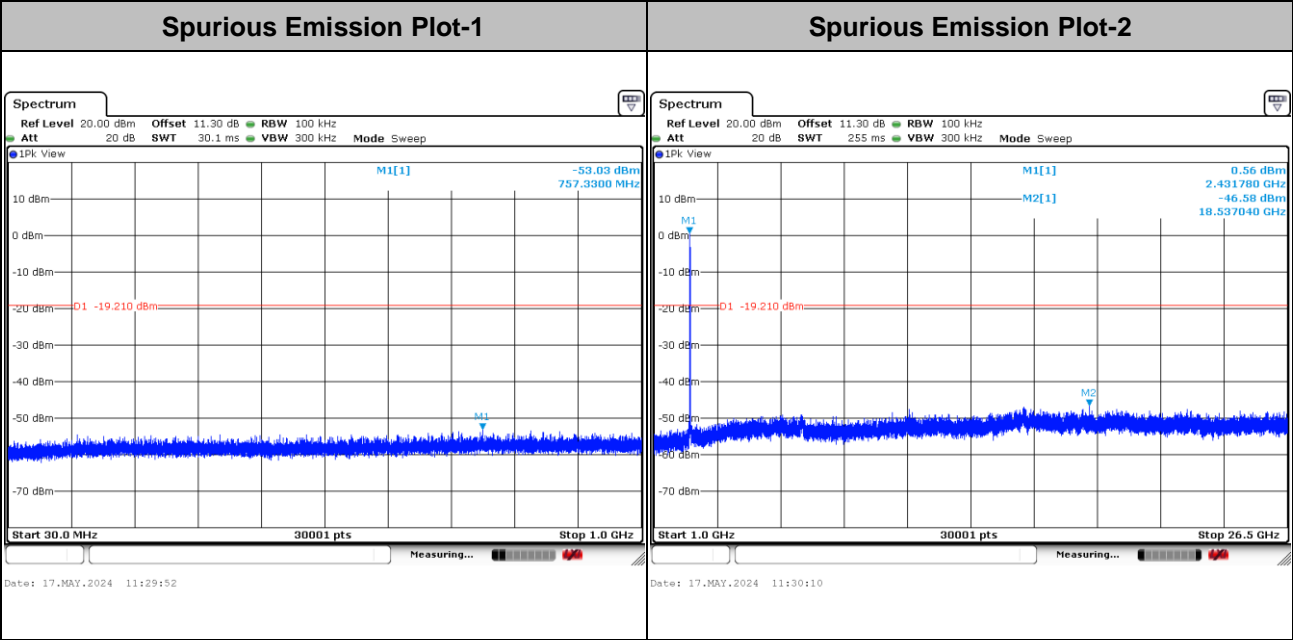
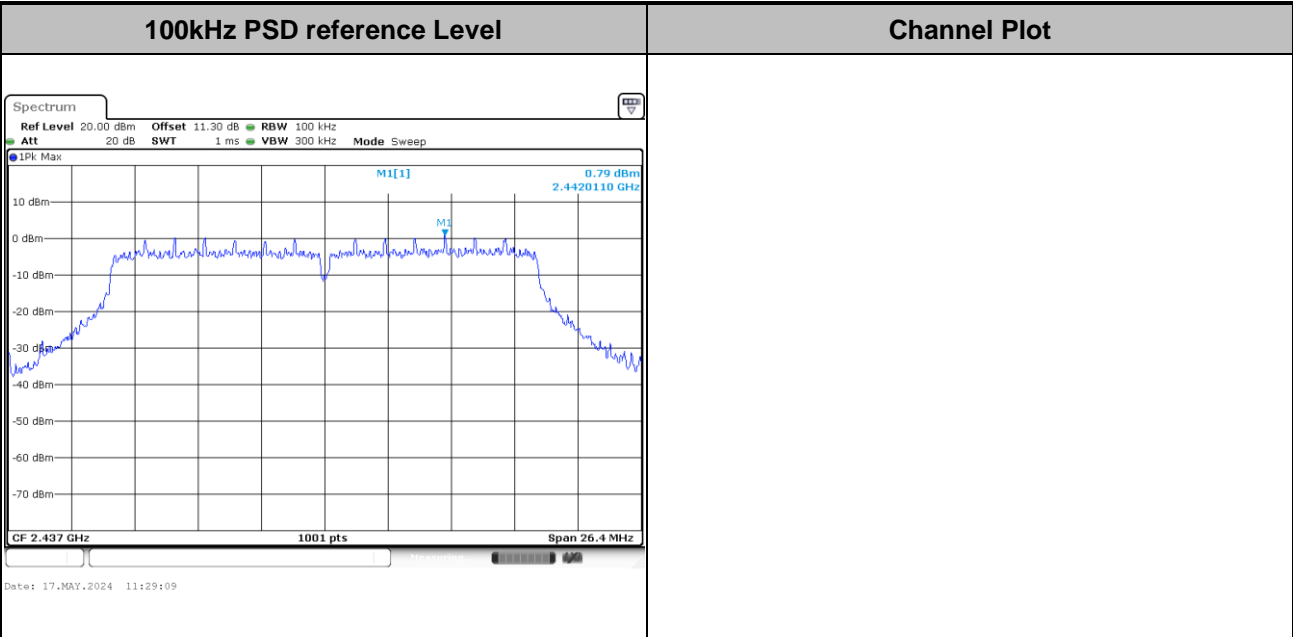
Test Mode : 802.11n HT20 Test Channel : 01





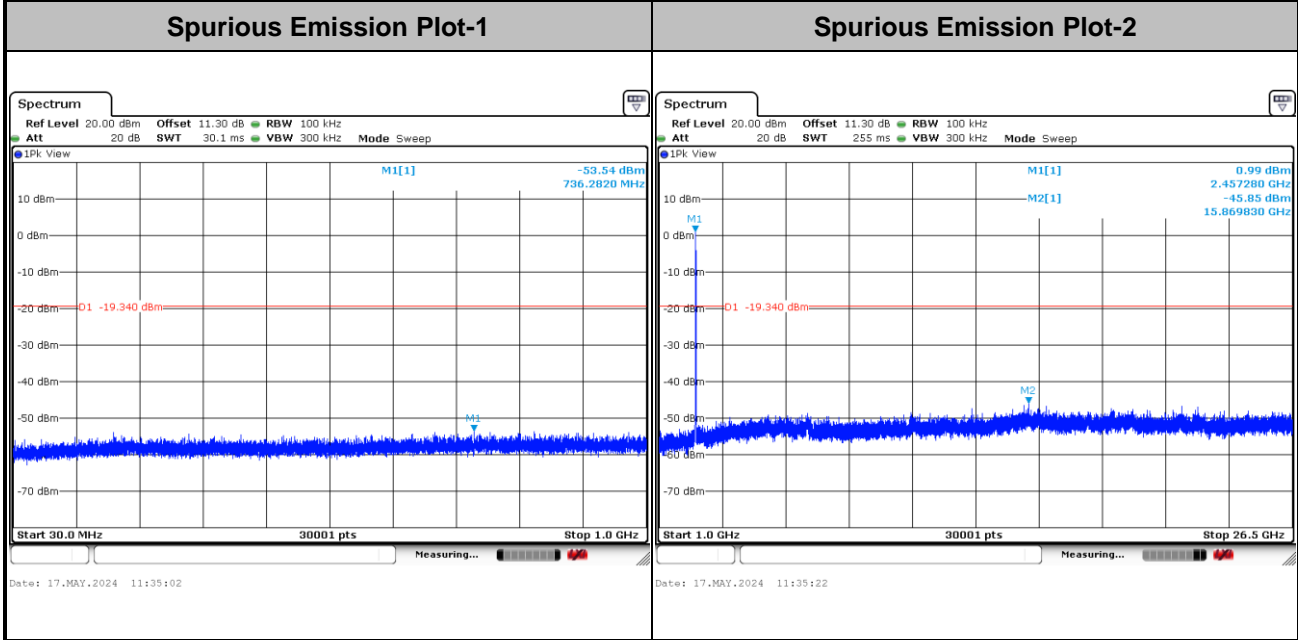
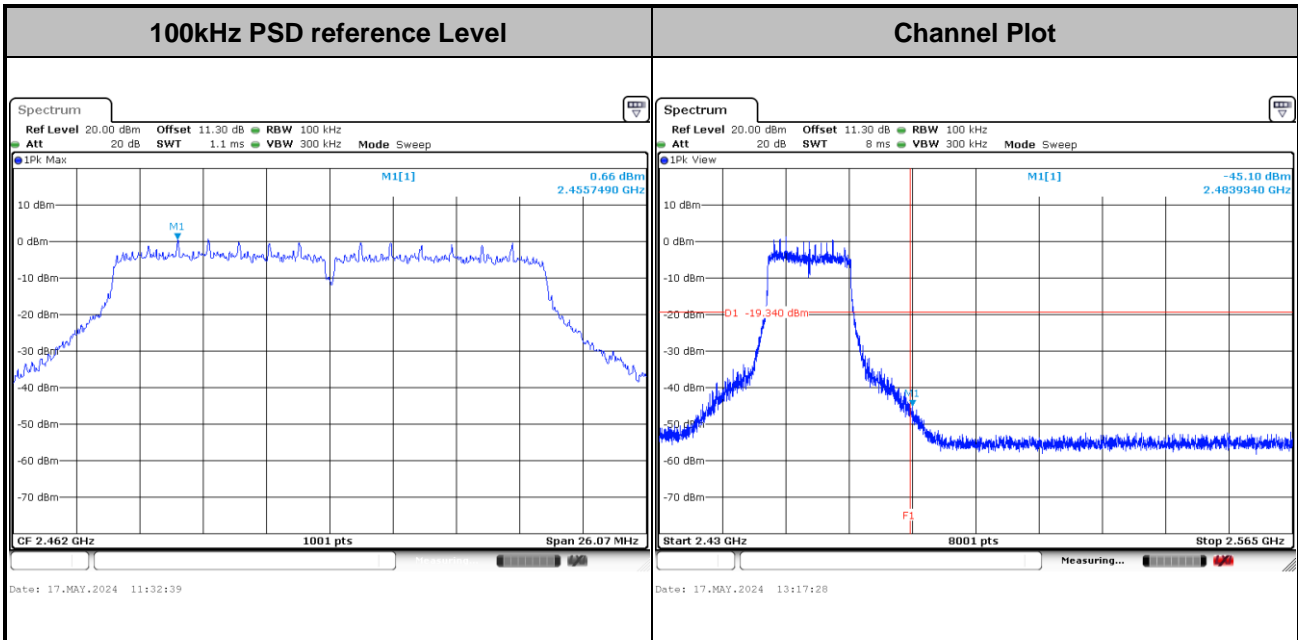


Test Mode :	802.11n HT20	Test Channel :	06
-------------	--------------	----------------	----





Test Mode : 802.11n HT20 Test Channel : 11





### 3.5 Radiated Band Edges and Spurious Emission Measurement

#### 3.5.1 Limit of Radiated band edge and Spurious Emission Measurement

In any 100 kHz bandwidth outside the intentional radiator frequency band, all harmonics/spurious must be at least 20 dB below the highest emission level within the authorized band. If the output power of this device was measured by spectrum analyzer, the attenuation under this paragraph shall be 30 dB instead of 20 dB. In addition, radiated emissions which fall in the restricted bands must also comply with the limits as below.

Frequency (MHz)	Field Strength (microvolts/meter)	Measurement Distance (meters)
0.009 – 0.490	2400/F(kHz)	300
0.490 – 1.705	24000/F(kHz)	30
1.705 – 30.0	30	30
30 – 88	100	3
88 – 216	150	3
216 - 960	200	3
Above 960	500	3

#### 3.5.2 Measuring Instruments

The measuring equipment is listed in the section 4 of this test report.

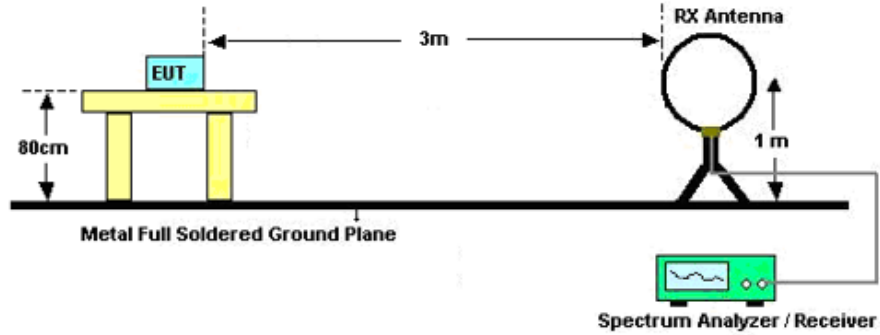


### 3.5.3 Test Procedures

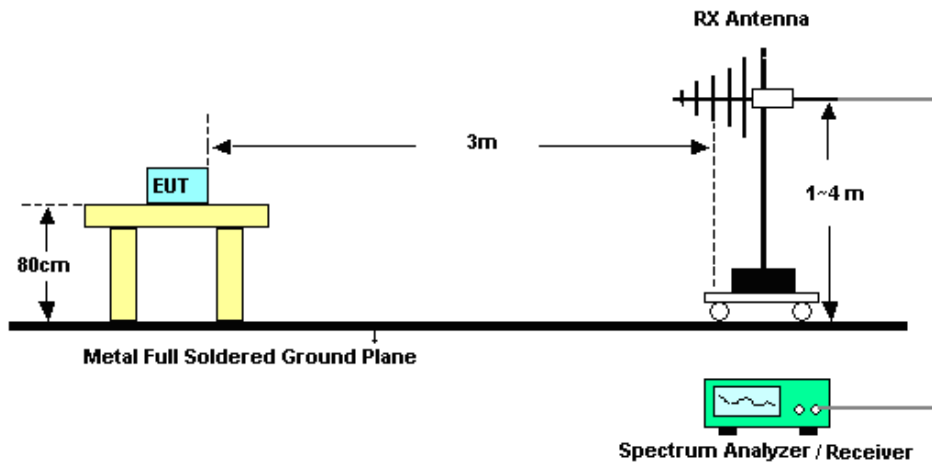
1. The testing follows ANSI C63.10-2013 clause 11.11 & 11.12
2. The EUT was arranged to its worst case and then tune the antenna tower (from 1 m to 4 m) and turntable (from 0 degree to 360 degrees) to find the maximum reading. A pre-amp and a high pass filter are used for the test in order to get better signal level.
3. The EUT was placed on a turntable with 0.8 meter for frequency below 1GHz and 1.5 meter for frequency above 1GHz respectively above ground.
4. The EUT was set 3 meters from the interference receiving antenna, which was mounted on the top of a variable height antenna tower.
5. Corrected Reading: Antenna Factor + Cable Loss + Read Level - Preamp Factor = Level
6. For testing below 1GHz, if the emission level of the EUT in peak mode was 3 dB lower than the limit specified, then peak values of EUT will be reported, otherwise, the emissions will be repeated one by one using the CISPR quasi-peak method and reported.
7. For testing above 1GHz, the emission level of the EUT in peak mode was 20dB lower than peak limit (that means the emission level in average mode also complies with the limit in average mode), then peak values of EUT will be reported, otherwise, the emissions will be measured in average mode again and reported.
8. Use the following spectrum analyzer settings:
  - (1) Span shall wide enough to fully capture the emission being measured;
  - (2) Set RBW=100 kHz for  $f < 1$  GHz; VBW  $\geq$  RBW; Sweep = auto; Detector function = peak; Trace = max hold;
  - (3) Set RBW = 1 MHz, VBW= 3MHz for  $f \geq 1$  GHz for peak measurement.  
For average measurement:
    - VBW = 10 Hz, when duty cycle is no less than 98 percent.
    - VBW  $\geq 1/T$ , when duty cycle is less than 98 percent where T is the minimum transmission duration over which the transmitter is on and is transmitting at its maximum power control level for the tested mode of operation.

### 3.5.4 Test Setup

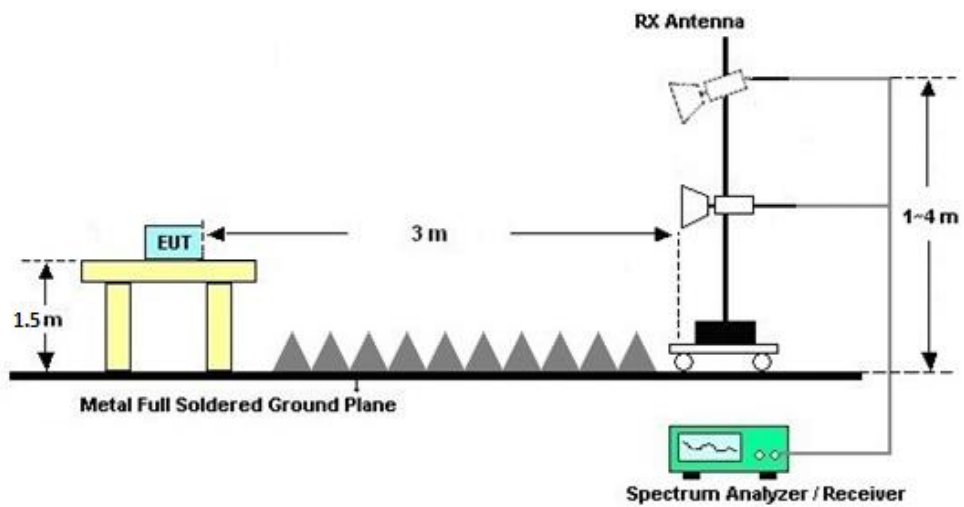
For radiated emissions below 30MHz



For radiated emissions from 30MHz to 1GHz



For radiated emissions above 1GHz





### **3.5.5 Test Results of Radiated Spurious Emissions (9kHz ~ 30MHz)**

The low frequency, which started from 9 kHz to 30MHz, was pre-scanned and the result which was 20dB lower than the limit line was not reported.

There is a comparison data of both open-field test site and semi-Anechoic chamber, and the result came out very similar.

### **3.5.6 Test Result of Radiated Spurious at Band Edges**

Please refer to Appendix C.

### **3.5.7 Duty Cycle**

Please refer to Appendix D.

### **3.5.8 Test Result of Radiated Spurious Emission (30MHz ~ 10th Harmonic or 40GHz, whichever is lower)**

Please refer to Appendix C.



### 3.6 AC Conducted Emission Measurement

#### 3.6.1 Limit of AC Conducted Emission

For equipment that is designed to be connected to the public utility (AC) power line, the radio frequency voltage that is conducted back onto the AC power line on any frequency or frequencies within the band 150 kHz to 30 MHz shall not exceed the limits in the following table.

Frequency of Emission (MHz)	Conducted Limit (dBµV)	
	Quasi-Peak	Average
0.15-0.5	66 to 56*	56 to 46*
0.5-5	56	46
5-30	60	50

\*Decreases with the logarithm of the frequency.

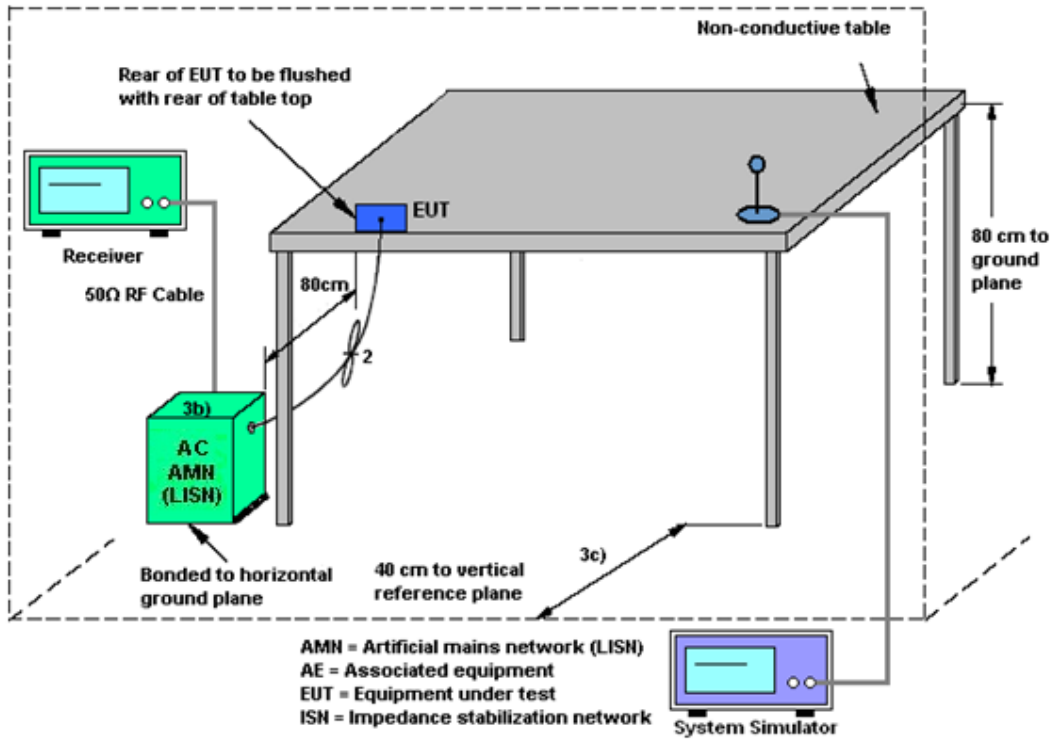
#### 3.6.2 Measuring Instruments

The measuring equipment is listed in the section 4 of this test report.

#### 3.6.3 Test Procedures

1. The EUT was placed 0.4 meter from the conducting wall of the shielding room, and it was kept at least 80 centimeters from any other grounded conducting surface.
2. Connect EUT to the power mains through a line impedance stabilization network (LISN).
3. All the support units are connecting to the other LISN.
4. The LISN provides 50 ohm coupling impedance for the measuring instrument.
5. The FCC states that a 50 ohm, 50 microhenry LISN should be used.
6. Both sides of AC line were checked for maximum conducted interference.
7. The frequency range from 150 kHz to 30 MHz was searched.
8. Set the test-receiver system to Peak Detect Function and specified bandwidth (IF bandwidth = 9kHz) with Maximum Hold Mode.

### 3.6.4 Test Setup



### 3.6.5 Test Result of AC Conducted Emission

Please refer to Appendix B.





## 3.7 Antenna Requirements

### 3.7.1 Standard Applicable

If directional gain of transmitting Antennas is greater than 6dBi, the power shall be reduced by the same level in dB comparing to gain minus 6dBi. The use of a permanently attached Antenna or of an Antenna that uses a unique coupling to the intentional radiator shall be considered sufficient to comply with the rule.

### 3.7.2 Antenna Anti-Replacement Construction

An embedded-in antenna design is used.

### 3.7.3 Antenna Gain

The antenna peak gain of EUT is less than 6 dBi. Therefore, it is not necessary to reduce maximum peak output power limit.



## 4 List of Measuring Equipment

Instrument	Manufacturer	Model No.	Serial No.	Characteristics	Calibration Date	Test Date	Due Date	Remark
EMI Test Receiver	R&S	ESR7	101404	9kHz~7GHz	Oct. 18, 2023	May 10, 2024~ Jun. 12, 2024	Oct. 17, 2024	Radiation (03CH04-SZ)
EXA Spectrum Analyzer	KEYSIGHT	N9010A	MY551502 13	10Hz~44GHz	Jul. 07, 2023	May 10, 2024~ Jun. 12, 2024	Jul. 06, 2024	Radiation (03CH04-SZ)
Loop Antenna	R&S	HFH2-Z2	100354	9kHz~30MHz	Jun. 28, 2022	May 10, 2024~ Jun. 12, 2024	Jun. 27, 2024	Radiation (03CH04-SZ)
Bilog Antenna	TeseQ	CBL6111D	41909	30MHz~1GHz	May. 09, 2024	May 10, 2024~ Jun. 12, 2024	May. 08, 2025	Radiation (03CH04-SZ)
Double Ridge Horn Antenna	SCHWARZBE CK	BBHA9120D	9120D-147 4	1GHz~18GHz	Jul. 07, 2023	May 10, 2024~ Jun. 12, 2024	Jul. 06, 2024	Radiation (03CH04-SZ)
Horn Antenna	SCHWARZBE CK	BBHA9170	9170#679	15GHz~40GHz	Jul. 08, 2023	May 10, 2024~ Jun. 12, 2024	Jul. 07, 2024	Radiation (03CH04-SZ)
Amplifier	Burgeon	BPA-530	102211	0.01Hz ~3000MHz	Oct. 18, 2023	May 10, 2024~ Jun. 12, 2024	Oct. 17, 2024	Radiation (03CH04-SZ)
HF Amplifier	MITEQ	AMF-7D-00101 800-30-10P-R	1943528	1GHz~18GHz	Oct. 18, 2023	May 10, 2024~ Jun. 12, 2024	Oct. 17, 2024	Radiation (03CH04-SZ)
HF Amplifier	MITEQ	TTA1840-35-HG	1871923	18GHz~40GHz	Jul. 07, 2023	May 10, 2024~ Jun. 12, 2024	Jul. 06, 2024	Radiation (03CH04-SZ)
Amplifier	Agilent Technologies	83017A	MY572801 36	500MHz~26.5GHz	Aug. 21, 2023	May 10, 2024~ Jun. 12, 2024	Aug. 20, 2024	Radiation (03CH04-SZ)
AC Power Source	APC	AFV-S-600B	F11905001 9	N/A	Oct. 18, 2023	May 10, 2024~ Jun. 12, 2024	Oct. 17, 2024	Radiation (03CH04-SZ)
Turn Table	EM	EM1000	N/A	0~360 degree	NCR	May 10, 2024~ Jun. 12, 2024	NCR	Radiation (03CH04-SZ)
Antenna Mast	EM	EM1000	N/A	1 m~4 m	NCR	May 10, 2024~ Jun. 12, 2024	NCR	Radiation (03CH04-SZ)
EMI Receiver	R&S	ESR7	101630	9kHz~7GHz;	Jul. 06, 2023	May 21, 2024	Jul. 05, 2024	Conduction (CO01-SZ)
AC LISN	R&S	ENV216	100063	9kHz~30MHz	Aug. 21, 2023	May 21, 2024	Aug. 20, 2024	Conduction (CO01-SZ)
AC LISN (for auxiliary equipment)	EMCO	3816/2SH	00103892	9kHz~30MHz	Oct. 16, 2023	May 21, 2024	Oct. 15, 2024	Conduction (CO01-SZ)
AC Power Source	Chroma	61602	616020000 891	100Vac~250Vac	Jul. 07, 2023	May 21, 2024	Jul. 06, 2024	Conduction (CO01-SZ)
Spectrum Analyzer	R&S	FSV40	101078	10Hz~40GHz	Apr. 09, 2024	May 17, 2024	Apr. 08, 2025	Conducted (TH01-SZ)
Pulse Power Senor	Anritsu	MA2411B	1339473	30MHz~40GHz	Dec. 29, 2023	May 17, 2024	Dec. 28, 2024	Conducted (TH01-SZ)
Power Meter	Anritsu	ML2495A	1218010	50MHz Bandwidth	Aug. 21, 2023	May 17, 2024	Aug. 20, 2024	Conducted (TH01-SZ)
Thermo meter	Anymetre	JR593	#7	- 10℃ ~ 50℃ 10%RH~99%RH	Apr. 09, 2024	May 17, 2024	Apr. 08, 2025	Conducted (TH01-SZ)

NCR: No Calibration Required



## 5 Measurement Uncertainty

The measurement uncertainties shown below were calculated in accordance with the requirements of ANSI 63.10-2013. All the measurement uncertainty value were shown with a coverage K=2 to indicate 95% level of confidence. The measurement data show herein meets or exceeds the CISPR measurement uncertainty values specified in CISPR 16-4-2 and can be compared directly to specified limit to determine compliance.

### Uncertainty of Conducted Measurement

Test Item	Uncertainty
Conducted Spurious Emission & Bandedge	±1.34 dB
Occupied Channel Bandwidth	±0.012 MHz
Conducted Power	±1.34 dB
Conducted Power Spectral Density	±1.32 dB
Frequency	±1.3 Hz

### Uncertainty of AC Conducted Emission Measurement (0.15 MHz ~ 30 MHz)

Measuring Uncertainty for a Level of Confidence of 95% (U = 2Uc(y))	2.5 dB
---	--------

### Uncertainty of Radiated Emission Measurement (9 KHz ~ 30 MHz)

Measuring Uncertainty for a Level of Confidence of 95% (U = 2Uc(y))	5.1 dB
---	--------

### Uncertainty of Radiated Emission Measurement (30 MHz ~ 1000 MHz)

Measuring Uncertainty for a Level of Confidence of 95% (U = 2Uc(y))	5.1 dB
---	--------

### Uncertainty of Radiated Emission Measurement (1 GHz ~ 18 GHz)

Measuring Uncertainty for a Level of Confidence of 95% (U = 2Uc(y))	4.8 dB
---	--------

### Uncertainty of Radiated Emission Measurement (18 GHz ~ 40 GHz)

Measuring Uncertainty for a Level of Confidence of 95% (U = 2Uc(y))	5.1 dB
---	--------

----- THE END -----



## Appendix A. Conducted Test Results

### Appendix A. Test Result of Conducted Test Items

Test Engineer:	Sam Zheng	Temperature:	21~25	°C
Test Date:	2024/5/17	Relative Humidity:	51~54	%

**TEST RESULTS DATA**  
**Average Output Power**

2.4GHz Band										
Mod.	Data Rate	NTX	CH.	Freq. (MHz)	Average Conducted Power (dBm)	Conducted Power Limit (dBm)	DG (dBi)	EIRP Power (dBm)	EIRP Power Limit (dBm)	Pass /Fail
					Ant 1	Ant 1	Ant 1	Ant 1	Ant 1	
11b	1Mbps	1	1	2412	15.40	30.00	-1.50	13.90	36.00	Pass
11b	1Mbps	1	6	2437	15.60	30.00	-1.50	14.10	36.00	Pass
11b	1Mbps	1	11	2462	15.70	30.00	-1.50	14.20	36.00	Pass
11g	6Mbps	1	1	2412	12.00	30.00	-1.50	10.50	36.00	Pass
11g	6Mbps	1	6	2437	12.20	30.00	-1.50	10.70	36.00	Pass
11g	6Mbps	1	11	2462	12.20	30.00	-1.50	10.70	36.00	Pass
HT20	MCS0	1	1	2412	12.00	30.00	-1.50	10.50	36.00	Pass
HT20	MCS0	1	6	2437	12.20	30.00	-1.50	10.70	36.00	Pass
HT20	MCS0	1	11	2462	12.20	30.00	-1.50	10.70	36.00	Pass

Setting
Ant 1
14.00
14.00
14.00
12.00
12.00
12.00
12.00
12.00
12.00

Note: Measured power (dBm) has offset with cable loss.

**TEST RESULTS DATA**  
**Peak Output Power**

2.4GHz Band										
Mod.	Data Rate	NTX	CH.	Freq. (MHz)	Peak Conducted Power (dBm)	Conducted Power Limit (dBm)	DG (dBi)	EIRP Power (dBm)	EIRP Power Limit (dBm)	Pass /Fail
					Ant 1	Ant 1	Ant 1	Ant 1	Ant 1	
11b	1Mbps	1	1	2412	18.02	30.00	-1.50	16.52	36.00	Pass
11b	1Mbps	1	6	2437	18.25	30.00	-1.50	16.75	36.00	Pass
11b	1Mbps	1	11	2462	18.32	30.00	-1.50	16.82	36.00	Pass
11g	6Mbps	1	1	2412	20.65	30.00	-1.50	19.15	36.00	Pass
11g	6Mbps	1	6	2437	21.00	30.00	-1.50	19.50	36.00	Pass
11g	6Mbps	1	11	2462	21.11	30.00	-1.50	19.61	36.00	Pass
HT20	MCS0	1	1	2412	20.80	30.00	-1.50	19.30	36.00	Pass
HT20	MCS0	1	6	2437	21.07	30.00	-1.50	19.57	36.00	Pass
HT20	MCS0	1	11	2462	21.10	30.00	-1.50	19.60	36.00	Pass

Note: Measured power (dBm) has offset with cable loss.

**TEST RESULTS DATA**  
**6dB and 99% Occupied Bandwidth**

2.4GHz Band								
Mod.	Data Rate	NTX	CH.	Freq. (MHz)	99% Occupied BW (MHz)	6dB BW (MHz)	6dB BW Limit (MHz)	Pass/Fail
					Ant 1	Ant 1		
11b	1Mbps	1	1	2412	13.24	8.60	0.50	Pass
11b	1Mbps	1	6	2437	13.29	8.58	0.50	Pass
11b	1Mbps	1	11	2462	13.19	8.58	0.50	Pass
11g	6Mbps	1	1	2412	17.08	16.40	0.50	Pass
11g	6Mbps	1	6	2437	17.23	16.40	0.50	Pass
11g	6Mbps	1	11	2462	17.13	16.36	0.50	Pass
HT20	MCS0	1	1	2412	18.08	17.60	0.50	Pass
HT20	MCS0	1	6	2437	18.18	17.60	0.50	Pass
HT20	MCS0	1	11	2462	18.08	17.38	0.50	Pass



**TEST RESULTS DATA**  
**Peak Power Spectral Density**

2.4GHz Band								
Mod.	Data Rate	NTX	CH.	Freq. (MHz)	Peak PSD (dBm/3kHz)	DG (dBi)	Peak PSD Limit (dBm/3kHz)	Pass/Fail
					Ant 1	Ant 1	Ant 1	
11b	1Mbps	1	1	2412	-7.06	-1.50	8.00	Pass
11b	1Mbps	1	6	2437	-6.58	-1.50	8.00	Pass
11b	1Mbps	1	11	2462	-6.60	-1.50	8.00	Pass
11g	6Mbps	1	1	2412	-13.59	-1.50	8.00	Pass
11g	6Mbps	1	6	2437	-13.62	-1.50	8.00	Pass
11g	6Mbps	1	11	2462	-13.15	-1.50	8.00	Pass
HT20	MCS0	1	1	2412	-13.56	-1.50	8.00	Pass
HT20	MCS0	1	6	2437	-12.61	-1.50	8.00	Pass
HT20	MCS0	1	11	2462	-13.33	-1.50	8.00	Pass

Measured power density (dBm) has offset with cable loss.

**TEST RESULTS DATA**  
**Peak Output Power**

**For Sample 2**

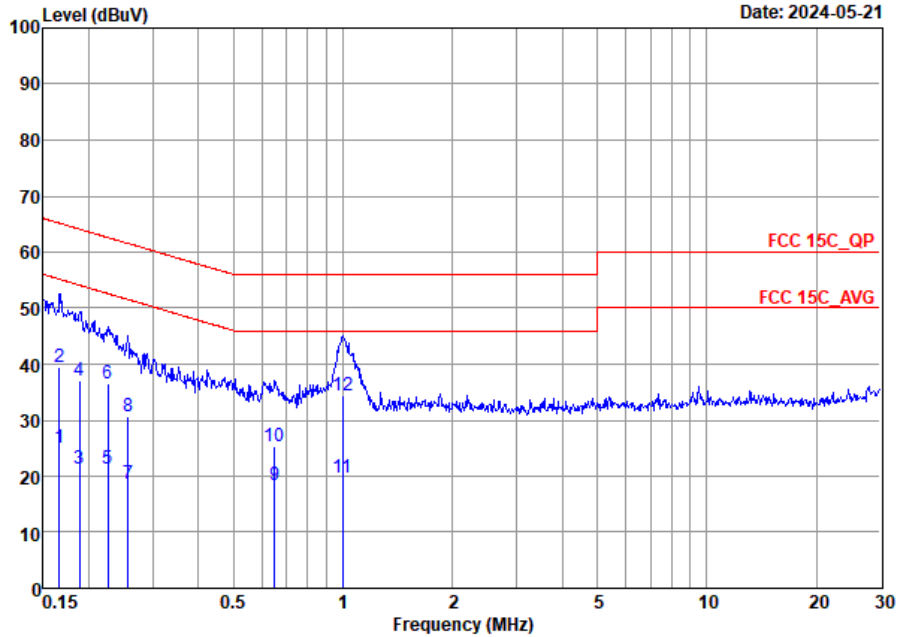
2.4GHz Band										
Mod.	Data Rate	NTX	CH.	Freq. (MHz)	Peak Conducted Power (dBm)	Conducted Power Limit (dBm)	DG (dBi)	EIRP Power (dBm)	EIRP Power Limit (dBm)	Pass /Fail
					Ant 1	Ant 1	Ant 1	Ant 1	Ant 1	
11b	1Mbps	1	1	2412	17.82	30.00	-1.50	16.32	36.00	Pass
11b	1Mbps	1	6	2437	18.11	30.00	-1.50	16.61	36.00	Pass
11b	1Mbps	1	11	2462	17.30	30.00	-1.50	15.80	36.00	Pass
11g	6Mbps	1	1	2412	20.10	30.00	-1.50	18.60	36.00	Pass
11g	6Mbps	1	6	2437	20.22	30.00	-1.50	18.72	36.00	Pass
11g	6Mbps	1	11	2462	19.88	30.00	-1.50	18.38	36.00	Pass
HT20	MCS0	1	1	2412	20.23	30.00	-1.50	18.73	36.00	Pass
HT20	MCS0	1	6	2437	20.30	30.00	-1.50	18.80	36.00	Pass
HT20	MCS0	1	11	2462	20.03	30.00	-1.50	18.53	36.00	Pass

Note: Measured power (dBm) has offset with cable loss.



## Appendix B. AC Conducted Emission Test Results

Test Engineer :	Yuki Tang	Temperature :	22~24°C
		Relative Humidity :	44~50%
Test Voltage :	120Vac / 60Hz	Phase :	Line
Remark :	All emissions not reported here are more than 10 dB below the prescribed limit.		

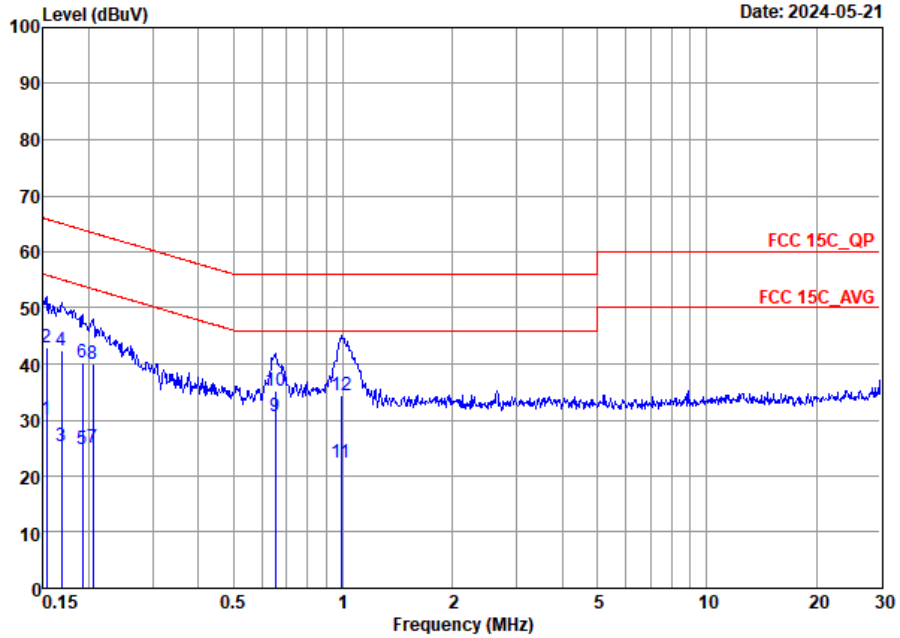


Site : CO01-SZ  
 Condition: FCC 15C\_QP AC LISN 100063\_L LINE

	Freq	Level	Over Limit	Limit Line	Read Level	LISN Factor	Cable Loss	Remark
	MHz	dBuV	dB	dBuV	dBuV	dB	dB	
1	0.17	25.10	-30.06	55.16	4.70	10.26	10.14	Average
2	0.17	39.50	-25.66	65.16	19.10	10.26	10.14	QP
3	0.19	21.34	-32.77	54.11	0.80	10.39	10.15	Average
4	0.19	37.04	-27.07	64.11	16.50	10.39	10.15	QP
5	0.23	21.34	-31.27	52.61	0.90	10.29	10.15	Average
6	0.23	36.44	-26.17	62.61	16.00	10.29	10.15	QP
7	0.26	18.67	-32.89	51.56	-1.60	10.12	10.15	Average
8	0.26	30.67	-30.89	61.56	10.40	10.12	10.15	QP
9	0.65	18.46	-27.54	46.00	-1.70	10.00	10.16	Average
10	0.65	25.46	-30.54	56.00	5.30	10.00	10.16	QP
11	1.00	19.71	-26.29	46.00	-0.70	10.25	10.16	Average
12 *	1.00	34.41	-21.59	56.00	14.00	10.25	10.16	QP



Test Engineer :	Yuki Tang	Temperature :	22~24°C
		Relative Humidity :	44~50%
Test Voltage :	120Vac / 60Hz	Phase :	Neutral
Remark :	All emissions not reported here are more than 10 dB below the prescribed limit.		



Site : C001-SZ  
 Condition: FCC 15C\_QP AC LISN 100063\_N NEUTRAL

	Freq	Level	Over Limit	Limit Line	Read Level	LISN Factor	Cable Loss	Remark
	MHz	dBuV	dB	dBuV	dBuV	dB	dB	
1	0.15	30.23	-25.59	55.82	9.91	10.19	10.13	Average
2	0.15	42.93	-22.89	65.82	22.61	10.19	10.13	QP
3	0.17	25.32	-29.71	55.03	4.70	10.48	10.14	Average
4	0.17	42.32	-22.71	65.03	21.70	10.48	10.14	QP
5	0.19	24.87	-29.06	53.93	4.39	10.33	10.15	Average
6	0.19	40.27	-23.66	63.93	19.79	10.33	10.15	QP
7	0.21	25.01	-28.39	53.40	4.60	10.26	10.15	Average
8	0.21	39.91	-23.49	63.40	19.50	10.26	10.15	QP
9 *	0.65	30.72	-15.28	46.00	10.30	10.26	10.16	Average
10	0.65	35.12	-20.88	56.00	14.70	10.26	10.16	QP
11	0.99	22.30	-23.70	46.00	1.90	10.24	10.16	Average
12	0.99	34.30	-21.70	56.00	13.90	10.24	10.16	QP

Note:

- Level(dBμV) = Read Level(dBμV) + LISN Factor(dB) + Cable Loss(dB)
- Over Limit(dB) = Level(dBμV) – Limit Line(dBμV)



## Appendix C Radiated Spurious Emission Test Data

Test Engineer :	Kuang Jia	Relative Humidity :	48~49%
		Temperature :	24~25 °C

### Radiated Spurious Emission Test Modes

Mode	Band (MHz)	Antenna	Modulation	Channel	Frequency	Data Rate	RU	Remark	Sample
Mode 1	2400-2483.5	SISO	802.11b	01	2412	1Mbps	-	-	1
Mode 2	2400-2483.5	SISO	802.11b	06	2437	1Mbps	-	-	1
Mode 3	2400-2483.5	SISO	802.11b	11	2462	1Mbps	-	-	1
Mode 4	2400-2483.5	SISO	802.11g	01	2412	6Mbps	-	-	1
Mode 5	2400-2483.5	SISO	802.11g	06	2437	6Mbps	-	-	1
Mode 6	2400-2483.5	SISO	802.11g	11	2462	6Mbps	-	-	1
Mode 7	2400-2483.5	SISO	802.11n HT20	01	2412	MCS0	-	-	1
Mode 8	2400-2483.5	SISO	802.11n HT20	06	2437	MCS0	-	-	1
Mode 9	2400-2483.5	SISO	802.11n HT20	11	2462	MCS0	-	-	1
Mode 10	2400-2483.5	SISO	802.11n HT20	01	2412	MCS0	-	LF	1
Mode 11	2400-2483.5	SISO	802.11n HT20	01	2412	MCS0	-	-	2

### Summary of each worse mode

Mode	Modulation	Ch.	Freq. (MHz)	Level (dBuV/m)	Limit (dBuV/m)	Margin (dB)	Pol.	Peak Avg.	Result	Remark	Sample
1	802.11b	01	2388.52	41.60	54.00	-12.40	H	AVERAGE	Pass	Band Edge	1
1	802.11b	01	4824.00	43.99	74.00	-30.01	V	Peak	Pass	Harmonic	1
2	802.11b	06	-	-	-	-	-	-	-	Band Edge	1
2	802.11b	06	7311.00	45.58	74.00	-28.42	H	Peak	Pass	Harmonic	1
3	802.11b	11	2486.36	37.10	54.00	-16.90	H	AVERAGE	Pass	Band Edge	1
3	802.11b	11	7386.00	44.71	74.00	-29.29	H	Peak	Pass	Harmonic	1
4	802.11g	01	2389.95	42.63	54.00	-11.37	H	AVERAGE	Pass	Band Edge	1
4	802.11g	01	4824.00	43.70	74.00	-30.30	V	Peak	Pass	Harmonic	1
5	802.11g	06	-	-	-	-	-	-	-	Band Edge	1
5	802.11g	06	7311.00	45.74	74.00	-28.26	V	Peak	Pass	Harmonic	1
6	802.11g	11	2483.51	40.28	54.00	-13.72	H	AVERAGE	Pass	Band Edge	1
6	802.11g	11	7386.00	44.97	74.00	-29.03	V	Peak	Pass	Harmonic	1
7	802.11n HT20	01	2389.95	46.27	54.00	-7.73	H	AVERAGE	Pass	Band Edge	1
7	802.11n HT20	01	4824.00	43.66	74.00	-30.34	H	Peak	Pass	Harmonic	1
8	802.11n HT20	06	-	-	-	-	-	-	-	Band Edge	1
8	802.11n HT20	06	7311.00	46.42	74.00	-27.58	H	Peak	Pass	Harmonic	1
9	802.11n HT20	11	2483.77	43.60	54.00	-10.40	H	AVERAGE	Pass	Band Edge	1
9	802.11n HT20	11	7386.00	46.75	74.00	-27.25	V	Peak	Pass	Harmonic	1
10	802.11n HT20	01	30.97	29.55	40.00	-10.45	V	Peak	Pass	LF	1
11	802.11n HT20	01	2389.82	43.81	54.00	-10.19	V	AVERAGE	Pass	Band Edge	2
11	802.11n HT20	01	4824.00	43.48	74.00	-30.52	H	Peak	Pass	Harmonic	2



Co-location

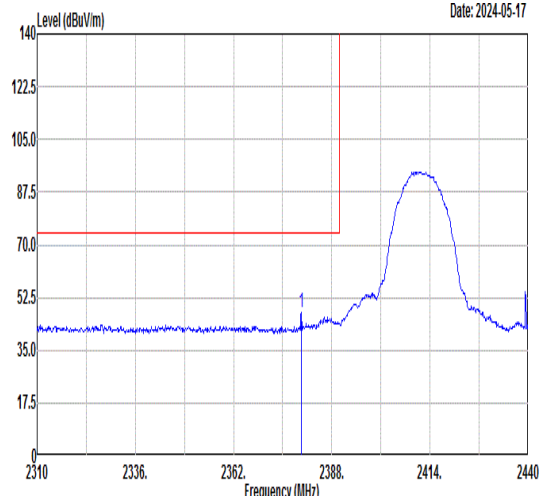
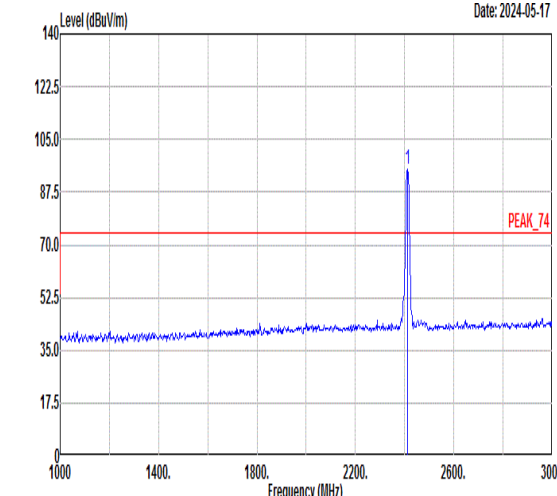
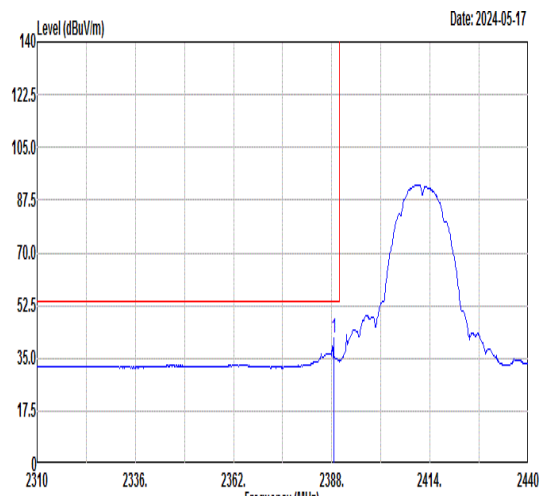
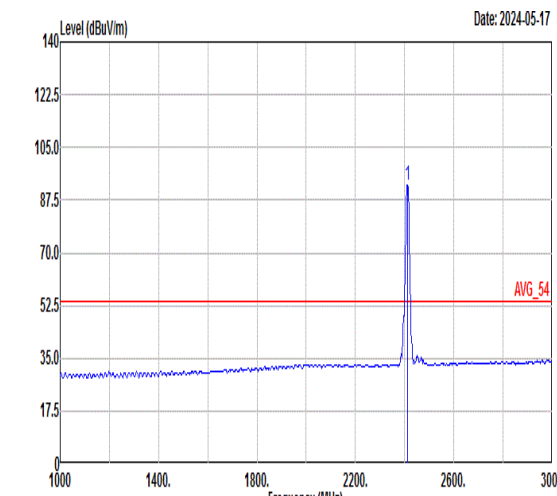
Radiated Spurious Emission Test Modes

Mode	Band (MHz)	Antenna	Modulation	Channel	Frequency	Data Rate	RU	Remark
Mode 12	2400-2483.5	SISO	802.11n HT20	01	2412	MCS0	-	-
	default	default	LTE	B66	-	-	-	-
Mode 13	2400-2483.5	SISO	802.11n HT20	01	2412	MCS0	-	-
	2400-2483.5	SISO	Bluetooth-LE_GSKF	39	2480	1Mbps	-	-
	default	default	LTE	B66	-	-	-	-

Summary of each worse mode

Mode	Freq. (MHz)	Level (dBuV/m)	Limit (dBuV/m)	Margin (dB)	Pol.	Peak Avg.	Result	Remark
12	2389.95	50.63	54.00	-3.37	H	AVERAGE	Pass	Band Edge
	3328.36	47.23	54.00	-6.77	H	Average	Pass	Harmonic
13	2483.52	50.54	54.00	-3.46	H	AVERAGE	Pass	Band Edge
	4960.00	45.11	74.00	-28.89	V	Peak	Pass	Harmonic



Mode	1																																																																																	
	Band Edge																																																																																	
	2400-2483.5_802.11b_CH01_2412MHz																																																																																	
ANT	SISO																																																																																	
Pol.	Horizontal	Fundamental																																																																																
Peak	 <p>Date: 2024-05-17</p> <table border="1"> <thead> <tr> <th>Limit</th> <th>Read</th> <th>Ant</th> <th>Cable</th> <th>Preamp</th> <th>APos</th> <th>TPos</th> <th colspan="2">Remark</th> </tr> <tr> <th>Freq</th> <th>Level</th> <th>Line</th> <th>Margin</th> <th>Level</th> <th>Factor</th> <th>Loss Factor</th> <th>dB</th> <th>dB</th> </tr> <tr> <th>MHz</th> <th>dBuV/m</th> <th>dBuV/m</th> <th>dB</th> <th>dBuV</th> <th>dB/m</th> <th>dB</th> <th>dB</th> <th>cm</th> <th>deg</th> </tr> </thead> <tbody> <tr> <td>1</td> <td>2379.94</td> <td>47.57</td> <td>74.00</td> <td>-26.43</td> <td>45.03</td> <td>30.72</td> <td>5.35</td> <td>33.53</td> <td>370</td> <td>360</td> <td>PEAK</td> </tr> </tbody> </table>	Limit	Read	Ant	Cable	Preamp	APos	TPos	Remark		Freq	Level	Line	Margin	Level	Factor	Loss Factor	dB	dB	MHz	dBuV/m	dBuV/m	dB	dBuV	dB/m	dB	dB	cm	deg	1	2379.94	47.57	74.00	-26.43	45.03	30.72	5.35	33.53	370	360	PEAK	 <p>Date: 2024-05-17</p> <table border="1"> <thead> <tr> <th>Limit</th> <th>Read</th> <th>Ant</th> <th>Cable</th> <th>Preamp</th> <th>APos</th> <th>TPos</th> <th colspan="2">Remark</th> </tr> <tr> <th>Freq</th> <th>Level</th> <th>Line</th> <th>Margin</th> <th>Level</th> <th>Factor</th> <th>Loss Factor</th> <th>dB</th> <th>dB</th> </tr> <tr> <th>MHz</th> <th>dBuV/m</th> <th>dBuV/m</th> <th>dB</th> <th>dBuV</th> <th>dB/m</th> <th>dB</th> <th>dB</th> <th>cm</th> <th>deg</th> </tr> </thead> <tbody> <tr> <td>1</td> <td>2412.00</td> <td>95.01</td> <td>-----</td> <td>-----</td> <td>92.46</td> <td>30.72</td> <td>5.38</td> <td>33.55</td> <td>370</td> <td>360</td> <td>PEAK</td> </tr> </tbody> </table>	Limit	Read	Ant	Cable	Preamp	APos	TPos	Remark		Freq	Level	Line	Margin	Level	Factor	Loss Factor	dB	dB	MHz	dBuV/m	dBuV/m	dB	dBuV	dB/m	dB	dB	cm	deg	1	2412.00	95.01	-----	-----	92.46	30.72	5.38	33.55	370	360	PEAK
	Limit	Read	Ant	Cable	Preamp	APos	TPos	Remark																																																																										
Freq	Level	Line	Margin	Level	Factor	Loss Factor	dB	dB																																																																										
MHz	dBuV/m	dBuV/m	dB	dBuV	dB/m	dB	dB	cm	deg																																																																									
1	2379.94	47.57	74.00	-26.43	45.03	30.72	5.35	33.53	370	360	PEAK																																																																							
Limit	Read	Ant	Cable	Preamp	APos	TPos	Remark																																																																											
Freq	Level	Line	Margin	Level	Factor	Loss Factor	dB	dB																																																																										
MHz	dBuV/m	dBuV/m	dB	dBuV	dB/m	dB	dB	cm	deg																																																																									
1	2412.00	95.01	-----	-----	92.46	30.72	5.38	33.55	370	360	PEAK																																																																							
Avg	 <p>Date: 2024-05-17</p> <table border="1"> <thead> <tr> <th>Limit</th> <th>Read</th> <th>Ant</th> <th>Cable</th> <th>Preamp</th> <th>APos</th> <th>TPos</th> <th colspan="2">Remark</th> </tr> <tr> <th>Freq</th> <th>Level</th> <th>Line</th> <th>Margin</th> <th>Level</th> <th>Factor</th> <th>Loss Factor</th> <th>dB</th> <th>dB</th> </tr> <tr> <th>MHz</th> <th>dBuV/m</th> <th>dBuV/m</th> <th>dB</th> <th>dBuV</th> <th>dB/m</th> <th>dB</th> <th>dB</th> <th>cm</th> <th>deg</th> </tr> </thead> <tbody> <tr> <td>1</td> <td>2388.52</td> <td>41.60</td> <td>54.00</td> <td>-12.40</td> <td>39.05</td> <td>30.72</td> <td>5.36</td> <td>33.53</td> <td>370</td> <td>360</td> <td>AVERAGE</td> </tr> </tbody> </table>	Limit	Read	Ant	Cable	Preamp	APos	TPos	Remark		Freq	Level	Line	Margin	Level	Factor	Loss Factor	dB	dB	MHz	dBuV/m	dBuV/m	dB	dBuV	dB/m	dB	dB	cm	deg	1	2388.52	41.60	54.00	-12.40	39.05	30.72	5.36	33.53	370	360	AVERAGE	 <p>Date: 2024-05-17</p> <table border="1"> <thead> <tr> <th>Limit</th> <th>Read</th> <th>Ant</th> <th>Cable</th> <th>Preamp</th> <th>APos</th> <th>TPos</th> <th colspan="2">Remark</th> </tr> <tr> <th>Freq</th> <th>Level</th> <th>Line</th> <th>Margin</th> <th>Level</th> <th>Factor</th> <th>Loss Factor</th> <th>dB</th> <th>dB</th> </tr> <tr> <th>MHz</th> <th>dBuV/m</th> <th>dBuV/m</th> <th>dB</th> <th>dBuV</th> <th>dB/m</th> <th>dB</th> <th>dB</th> <th>cm</th> <th>deg</th> </tr> </thead> <tbody> <tr> <td>1</td> <td>2412.00</td> <td>92.46</td> <td>-----</td> <td>-----</td> <td>89.91</td> <td>30.72</td> <td>5.38</td> <td>33.55</td> <td>370</td> <td>360</td> <td>AVERAGE</td> </tr> </tbody> </table>	Limit	Read	Ant	Cable	Preamp	APos	TPos	Remark		Freq	Level	Line	Margin	Level	Factor	Loss Factor	dB	dB	MHz	dBuV/m	dBuV/m	dB	dBuV	dB/m	dB	dB	cm	deg	1	2412.00	92.46	-----	-----	89.91	30.72	5.38	33.55	370	360	AVERAGE
Limit	Read	Ant	Cable	Preamp	APos	TPos	Remark																																																																											
Freq	Level	Line	Margin	Level	Factor	Loss Factor	dB	dB																																																																										
MHz	dBuV/m	dBuV/m	dB	dBuV	dB/m	dB	dB	cm	deg																																																																									
1	2388.52	41.60	54.00	-12.40	39.05	30.72	5.36	33.53	370	360	AVERAGE																																																																							
Limit	Read	Ant	Cable	Preamp	APos	TPos	Remark																																																																											
Freq	Level	Line	Margin	Level	Factor	Loss Factor	dB	dB																																																																										
MHz	dBuV/m	dBuV/m	dB	dBuV	dB/m	dB	dB	cm	deg																																																																									
1	2412.00	92.46	-----	-----	89.91	30.72	5.38	33.55	370	360	AVERAGE																																																																							



		1																																																																																
Mode	Band Edge																																																																																	
	2400-2483.5_802.11b_CH01_2412MHz																																																																																	
ANT	SISO																																																																																	
Pol.	Vertical	Fundamental																																																																																
Peak	<p style="text-align: right;">Date: 2024-05-17</p> <table border="1"> <thead> <tr> <th>Limit</th> <th>Read</th> <th>Ant</th> <th>Cable</th> <th>Preamp</th> <th>APos</th> <th>TPos</th> <th colspan="2"></th> </tr> <tr> <th>Freq</th> <th>Level</th> <th>Line</th> <th>Margin</th> <th>Level</th> <th>Factor</th> <th>Loss Factor</th> <th>cm</th> <th>deg</th> </tr> <tr> <th>MHz</th> <th>dBuV/m</th> <th>dBuV/m</th> <th>dB</th> <th>dBuV</th> <th>dB/m</th> <th>dB</th> <th>dB</th> <th>cm</th> <th>deg</th> </tr> </thead> <tbody> <tr> <td>1</td> <td>2382.28</td> <td>51.61</td> <td>74.00</td> <td>-22.39</td> <td>49.07</td> <td>30.72</td> <td>5.35</td> <td>33.53</td> <td>283</td> <td>184</td> <td>PEAK</td> </tr> </tbody> </table>	Limit	Read	Ant	Cable	Preamp	APos	TPos			Freq	Level	Line	Margin	Level	Factor	Loss Factor	cm	deg	MHz	dBuV/m	dBuV/m	dB	dBuV	dB/m	dB	dB	cm	deg	1	2382.28	51.61	74.00	-22.39	49.07	30.72	5.35	33.53	283	184	PEAK	<p style="text-align: right;">Date: 2024-05-17</p> <table border="1"> <thead> <tr> <th>Limit</th> <th>Read</th> <th>Ant</th> <th>Cable</th> <th>Preamp</th> <th>APos</th> <th>TPos</th> <th colspan="2"></th> </tr> <tr> <th>Freq</th> <th>Level</th> <th>Line</th> <th>Margin</th> <th>Level</th> <th>Factor</th> <th>Loss Factor</th> <th>cm</th> <th>deg</th> </tr> <tr> <th>MHz</th> <th>dBuV/m</th> <th>dBuV/m</th> <th>dB</th> <th>dBuV</th> <th>dB/m</th> <th>dB</th> <th>dB</th> <th>cm</th> <th>deg</th> </tr> </thead> <tbody> <tr> <td>1</td> <td>2412.00</td> <td>93.40</td> <td>74.00</td> <td>19.40</td> <td>90.85</td> <td>30.72</td> <td>5.38</td> <td>33.55</td> <td>283</td> <td>184</td> <td>PEAK_74</td> </tr> </tbody> </table>	Limit	Read	Ant	Cable	Preamp	APos	TPos			Freq	Level	Line	Margin	Level	Factor	Loss Factor	cm	deg	MHz	dBuV/m	dBuV/m	dB	dBuV	dB/m	dB	dB	cm	deg	1	2412.00	93.40	74.00	19.40	90.85	30.72	5.38	33.55	283	184	PEAK_74
	Limit	Read	Ant	Cable	Preamp	APos	TPos																																																																											
Freq	Level	Line	Margin	Level	Factor	Loss Factor	cm	deg																																																																										
MHz	dBuV/m	dBuV/m	dB	dBuV	dB/m	dB	dB	cm	deg																																																																									
1	2382.28	51.61	74.00	-22.39	49.07	30.72	5.35	33.53	283	184	PEAK																																																																							
Limit	Read	Ant	Cable	Preamp	APos	TPos																																																																												
Freq	Level	Line	Margin	Level	Factor	Loss Factor	cm	deg																																																																										
MHz	dBuV/m	dBuV/m	dB	dBuV	dB/m	dB	dB	cm	deg																																																																									
1	2412.00	93.40	74.00	19.40	90.85	30.72	5.38	33.55	283	184	PEAK_74																																																																							
Avg	<p style="text-align: right;">Date: 2024-05-17</p> <table border="1"> <thead> <tr> <th>Limit</th> <th>Read</th> <th>Ant</th> <th>Cable</th> <th>Preamp</th> <th>APos</th> <th>TPos</th> <th colspan="2"></th> </tr> <tr> <th>Freq</th> <th>Level</th> <th>Line</th> <th>Margin</th> <th>Level</th> <th>Factor</th> <th>Loss Factor</th> <th>cm</th> <th>deg</th> </tr> <tr> <th>MHz</th> <th>dBuV/m</th> <th>dBuV/m</th> <th>dB</th> <th>dBuV</th> <th>dB/m</th> <th>dB</th> <th>dB</th> <th>cm</th> <th>deg</th> </tr> </thead> <tbody> <tr> <td>1</td> <td>2386.96</td> <td>34.19</td> <td>54.00</td> <td>-19.81</td> <td>31.64</td> <td>30.72</td> <td>5.36</td> <td>33.53</td> <td>283</td> <td>184</td> <td>AVERAGE</td> </tr> </tbody> </table>	Limit	Read	Ant	Cable	Preamp	APos	TPos			Freq	Level	Line	Margin	Level	Factor	Loss Factor	cm	deg	MHz	dBuV/m	dBuV/m	dB	dBuV	dB/m	dB	dB	cm	deg	1	2386.96	34.19	54.00	-19.81	31.64	30.72	5.36	33.53	283	184	AVERAGE	<p style="text-align: right;">Date: 2024-05-17</p> <table border="1"> <thead> <tr> <th>Limit</th> <th>Read</th> <th>Ant</th> <th>Cable</th> <th>Preamp</th> <th>APos</th> <th>TPos</th> <th colspan="2"></th> </tr> <tr> <th>Freq</th> <th>Level</th> <th>Line</th> <th>Margin</th> <th>Level</th> <th>Factor</th> <th>Loss Factor</th> <th>cm</th> <th>deg</th> </tr> <tr> <th>MHz</th> <th>dBuV/m</th> <th>dBuV/m</th> <th>dB</th> <th>dBuV</th> <th>dB/m</th> <th>dB</th> <th>dB</th> <th>cm</th> <th>deg</th> </tr> </thead> <tbody> <tr> <td>1</td> <td>2412.00</td> <td>90.70</td> <td>54.00</td> <td>36.70</td> <td>88.15</td> <td>30.72</td> <td>5.38</td> <td>33.55</td> <td>283</td> <td>184</td> <td>AVERAGE</td> </tr> </tbody> </table>	Limit	Read	Ant	Cable	Preamp	APos	TPos			Freq	Level	Line	Margin	Level	Factor	Loss Factor	cm	deg	MHz	dBuV/m	dBuV/m	dB	dBuV	dB/m	dB	dB	cm	deg	1	2412.00	90.70	54.00	36.70	88.15	30.72	5.38	33.55	283	184	AVERAGE
Limit	Read	Ant	Cable	Preamp	APos	TPos																																																																												
Freq	Level	Line	Margin	Level	Factor	Loss Factor	cm	deg																																																																										
MHz	dBuV/m	dBuV/m	dB	dBuV	dB/m	dB	dB	cm	deg																																																																									
1	2386.96	34.19	54.00	-19.81	31.64	30.72	5.36	33.53	283	184	AVERAGE																																																																							
Limit	Read	Ant	Cable	Preamp	APos	TPos																																																																												
Freq	Level	Line	Margin	Level	Factor	Loss Factor	cm	deg																																																																										
MHz	dBuV/m	dBuV/m	dB	dBuV	dB/m	dB	dB	cm	deg																																																																									
1	2412.00	90.70	54.00	36.70	88.15	30.72	5.38	33.55	283	184	AVERAGE																																																																							





Mode	1																																																																								
	Harmonic																																																																								
	2400-2483.5_802.11b_CH01_2412MHz																																																																								
ANT	SISO																																																																								
Pol.	Horizontal	Vertical																																																																							
Peak Avg																																																																									
	<table border="1"> <thead> <tr> <th>Limit</th> <th>Read</th> <th>Ant</th> <th>Cable</th> <th>Preamp</th> <th>APos</th> <th>TPos</th> <th>Remark</th> </tr> <tr> <th>Freq</th> <th>Level</th> <th>Line</th> <th>Margin</th> <th>Level</th> <th>Factor</th> <th>Loss</th> <th>Factor</th> </tr> <tr> <th>MHz</th> <th>dBuV/m</th> <th>dBuV/m</th> <th>dB</th> <th>dBuV</th> <th>dB/m</th> <th>dB</th> <th>dB</th> </tr> </thead> <tbody> <tr> <td>1</td> <td>4824.00</td> <td>43.38</td> <td>74.00</td> <td>-30.62</td> <td>63.57</td> <td>35.78</td> <td>8.88</td> <td>64.85</td> <td>---</td> <td>---</td> <td>Peak</td> </tr> </tbody> </table>	Limit	Read	Ant	Cable	Preamp	APos	TPos	Remark	Freq	Level	Line	Margin	Level	Factor	Loss	Factor	MHz	dBuV/m	dBuV/m	dB	dBuV	dB/m	dB	dB	1	4824.00	43.38	74.00	-30.62	63.57	35.78	8.88	64.85	---	---	Peak	<table border="1"> <thead> <tr> <th>Limit</th> <th>Read</th> <th>Ant</th> <th>Cable</th> <th>Preamp</th> <th>APos</th> <th>TPos</th> <th>Remark</th> </tr> <tr> <th>Freq</th> <th>Level</th> <th>Line</th> <th>Margin</th> <th>Level</th> <th>Factor</th> <th>Loss</th> <th>Factor</th> </tr> <tr> <th>MHz</th> <th>dBuV/m</th> <th>dBuV/m</th> <th>dB</th> <th>dBuV</th> <th>dB/m</th> <th>dB</th> <th>dB</th> </tr> </thead> <tbody> <tr> <td>1</td> <td>4824.00</td> <td>43.99</td> <td>74.00</td> <td>-30.01</td> <td>64.18</td> <td>35.78</td> <td>8.88</td> <td>64.85</td> <td>---</td> <td>---</td> <td>Peak</td> </tr> </tbody> </table>	Limit	Read	Ant	Cable	Preamp	APos	TPos	Remark	Freq	Level	Line	Margin	Level	Factor	Loss	Factor	MHz	dBuV/m	dBuV/m	dB	dBuV	dB/m	dB	dB	1	4824.00	43.99	74.00	-30.01	64.18	35.78	8.88	64.85	---	---
Limit	Read	Ant	Cable	Preamp	APos	TPos	Remark																																																																		
Freq	Level	Line	Margin	Level	Factor	Loss	Factor																																																																		
MHz	dBuV/m	dBuV/m	dB	dBuV	dB/m	dB	dB																																																																		
1	4824.00	43.38	74.00	-30.62	63.57	35.78	8.88	64.85	---	---	Peak																																																														
Limit	Read	Ant	Cable	Preamp	APos	TPos	Remark																																																																		
Freq	Level	Line	Margin	Level	Factor	Loss	Factor																																																																		
MHz	dBuV/m	dBuV/m	dB	dBuV	dB/m	dB	dB																																																																		
1	4824.00	43.99	74.00	-30.01	64.18	35.78	8.88	64.85	---	---	Peak																																																														



Mode	2																																																																																																	
	Harmonic																																																																																																	
	2400-2483.5_802.11b_CH06_2437MHz																																																																																																	
ANT	SISO																																																																																																	
Pol.	Horizontal	Vertical																																																																																																
Peak Avg	<p>Date: 2024-05-17</p> <table border="1"> <thead> <tr> <th>Limit</th> <th>Read</th> <th>Ant</th> <th>Cable</th> <th>Preamp</th> <th>Apos</th> <th>TPos</th> <th>Remark</th> </tr> <tr> <th>Freq</th> <th>Level</th> <th>Line</th> <th>Margin</th> <th>Level</th> <th>Factor</th> <th>Loss</th> <th>Factor</th> </tr> <tr> <th>MHz</th> <th>dBuV/m</th> <th>dBuV/m</th> <th>dB</th> <th>dBuV</th> <th>dB/m</th> <th>dB</th> <th>dB</th> </tr> </thead> <tbody> <tr> <td>1</td> <td>4874.00</td> <td>42.74</td> <td>74.00</td> <td>-31.26</td> <td>62.99</td> <td>35.90</td> <td>8.72</td> <td>64.87</td> <td>---</td> <td>---</td> <td>Peak</td> </tr> <tr> <td>2</td> <td>7311.00</td> <td>45.58</td> <td>74.00</td> <td>-28.42</td> <td>63.38</td> <td>36.88</td> <td>10.18</td> <td>64.86</td> <td>---</td> <td>---</td> <td>Peak</td> </tr> </tbody> </table>	Limit	Read	Ant	Cable	Preamp	Apos	TPos	Remark	Freq	Level	Line	Margin	Level	Factor	Loss	Factor	MHz	dBuV/m	dBuV/m	dB	dBuV	dB/m	dB	dB	1	4874.00	42.74	74.00	-31.26	62.99	35.90	8.72	64.87	---	---	Peak	2	7311.00	45.58	74.00	-28.42	63.38	36.88	10.18	64.86	---	---	Peak	<p>Date: 2024-05-17</p> <table border="1"> <thead> <tr> <th>Limit</th> <th>Read</th> <th>Ant</th> <th>Cable</th> <th>Preamp</th> <th>Apos</th> <th>TPos</th> <th>Remark</th> </tr> <tr> <th>Freq</th> <th>Level</th> <th>Line</th> <th>Margin</th> <th>Level</th> <th>Factor</th> <th>Loss</th> <th>Factor</th> </tr> <tr> <th>MHz</th> <th>dBuV/m</th> <th>dBuV/m</th> <th>dB</th> <th>dBuV</th> <th>dB/m</th> <th>dB</th> <th>dB</th> </tr> </thead> <tbody> <tr> <td>1</td> <td>4874.00</td> <td>43.45</td> <td>74.00</td> <td>-30.55</td> <td>63.70</td> <td>35.90</td> <td>8.72</td> <td>64.87</td> <td>---</td> <td>---</td> <td>Peak</td> </tr> <tr> <td>2</td> <td>7311.00</td> <td>44.75</td> <td>74.00</td> <td>-29.25</td> <td>62.55</td> <td>36.88</td> <td>10.18</td> <td>64.86</td> <td>---</td> <td>---</td> <td>Peak</td> </tr> </tbody> </table>	Limit	Read	Ant	Cable	Preamp	Apos	TPos	Remark	Freq	Level	Line	Margin	Level	Factor	Loss	Factor	MHz	dBuV/m	dBuV/m	dB	dBuV	dB/m	dB	dB	1	4874.00	43.45	74.00	-30.55	63.70	35.90	8.72	64.87	---	---	Peak	2	7311.00	44.75	74.00	-29.25	62.55	36.88	10.18	64.86	---	---	Peak
	Limit	Read	Ant	Cable	Preamp	Apos	TPos	Remark																																																																																										
Freq	Level	Line	Margin	Level	Factor	Loss	Factor																																																																																											
MHz	dBuV/m	dBuV/m	dB	dBuV	dB/m	dB	dB																																																																																											
1	4874.00	42.74	74.00	-31.26	62.99	35.90	8.72	64.87	---	---	Peak																																																																																							
2	7311.00	45.58	74.00	-28.42	63.38	36.88	10.18	64.86	---	---	Peak																																																																																							
Limit	Read	Ant	Cable	Preamp	Apos	TPos	Remark																																																																																											
Freq	Level	Line	Margin	Level	Factor	Loss	Factor																																																																																											
MHz	dBuV/m	dBuV/m	dB	dBuV	dB/m	dB	dB																																																																																											
1	4874.00	43.45	74.00	-30.55	63.70	35.90	8.72	64.87	---	---	Peak																																																																																							
2	7311.00	44.75	74.00	-29.25	62.55	36.88	10.18	64.86	---	---	Peak																																																																																							



Mode	3																																																																													
	Band Edge																																																																													
	2400-2483.5_802.11b_CH11_2462MHz																																																																													
ANT	SISO																																																																													
Pol.	Horizontal	Fundamental																																																																												
Peak	<table border="1"> <thead> <tr> <th>Limit</th> <th>Read</th> <th>Ant</th> <th>Cable</th> <th>Preamp</th> <th>APos</th> <th>TPos</th> </tr> <tr> <th>Freq</th> <th>Level</th> <th>Line</th> <th>Margin</th> <th>Level</th> <th>Factor</th> <th>Loss Factor</th> <th>cm</th> <th>deg</th> <th>Remark</th> </tr> <tr> <th>MHz</th> <th>dBuV/m</th> <th>dBuV/m</th> <th>dB</th> <th>dBuV</th> <th>dB/m</th> <th>dB</th> <th>dB</th> <th>cm</th> <th>deg</th> </tr> </thead> <tbody> <tr> <td>1</td> <td>2487.50</td> <td>54.26</td> <td>74.00</td> <td>-19.74</td> <td>51.69</td> <td>30.70</td> <td>5.46</td> <td>33.59</td> <td>261</td> <td>0 PEAK</td> </tr> </tbody> </table>	Limit	Read	Ant	Cable	Preamp	APos	TPos	Freq	Level	Line	Margin	Level	Factor	Loss Factor	cm	deg	Remark	MHz	dBuV/m	dBuV/m	dB	dBuV	dB/m	dB	dB	cm	deg	1	2487.50	54.26	74.00	-19.74	51.69	30.70	5.46	33.59	261	0 PEAK	<table border="1"> <thead> <tr> <th>Limit</th> <th>Read</th> <th>Ant</th> <th>Cable</th> <th>Preamp</th> <th>APos</th> <th>TPos</th> </tr> <tr> <th>Freq</th> <th>Level</th> <th>Line</th> <th>Margin</th> <th>Level</th> <th>Factor</th> <th>Loss Factor</th> <th>cm</th> <th>deg</th> <th>Remark</th> </tr> <tr> <th>MHz</th> <th>dBuV/m</th> <th>dBuV/m</th> <th>dB</th> <th>dBuV</th> <th>dB/m</th> <th>dB</th> <th>dB</th> <th>cm</th> <th>deg</th> </tr> </thead> <tbody> <tr> <td>1</td> <td>2462.00</td> <td>98.90</td> <td>-----</td> <td>-----</td> <td>96.33</td> <td>30.71</td> <td>5.44</td> <td>33.58</td> <td>261</td> <td>0 PEAK</td> </tr> </tbody> </table>	Limit	Read	Ant	Cable	Preamp	APos	TPos	Freq	Level	Line	Margin	Level	Factor	Loss Factor	cm	deg	Remark	MHz	dBuV/m	dBuV/m	dB	dBuV	dB/m	dB	dB	cm	deg	1	2462.00	98.90	-----	-----	96.33	30.71	5.44	33.58	261	0 PEAK
	Limit	Read	Ant	Cable	Preamp	APos	TPos																																																																							
Freq	Level	Line	Margin	Level	Factor	Loss Factor	cm	deg	Remark																																																																					
MHz	dBuV/m	dBuV/m	dB	dBuV	dB/m	dB	dB	cm	deg																																																																					
1	2487.50	54.26	74.00	-19.74	51.69	30.70	5.46	33.59	261	0 PEAK																																																																				
Limit	Read	Ant	Cable	Preamp	APos	TPos																																																																								
Freq	Level	Line	Margin	Level	Factor	Loss Factor	cm	deg	Remark																																																																					
MHz	dBuV/m	dBuV/m	dB	dBuV	dB/m	dB	dB	cm	deg																																																																					
1	2462.00	98.90	-----	-----	96.33	30.71	5.44	33.58	261	0 PEAK																																																																				
Avg	<table border="1"> <thead> <tr> <th>Limit</th> <th>Read</th> <th>Ant</th> <th>Cable</th> <th>Preamp</th> <th>APos</th> <th>TPos</th> </tr> <tr> <th>Freq</th> <th>Level</th> <th>Line</th> <th>Margin</th> <th>Level</th> <th>Factor</th> <th>Loss Factor</th> <th>cm</th> <th>deg</th> <th>Remark</th> </tr> <tr> <th>MHz</th> <th>dBuV/m</th> <th>dBuV/m</th> <th>dB</th> <th>dBuV</th> <th>dB/m</th> <th>dB</th> <th>dB</th> <th>cm</th> <th>deg</th> </tr> </thead> <tbody> <tr> <td>1</td> <td>2486.36</td> <td>37.10</td> <td>54.00</td> <td>-16.90</td> <td>34.53</td> <td>30.70</td> <td>5.46</td> <td>33.59</td> <td>261</td> <td>0 AVERAGE</td> </tr> </tbody> </table>	Limit	Read	Ant	Cable	Preamp	APos	TPos	Freq	Level	Line	Margin	Level	Factor	Loss Factor	cm	deg	Remark	MHz	dBuV/m	dBuV/m	dB	dBuV	dB/m	dB	dB	cm	deg	1	2486.36	37.10	54.00	-16.90	34.53	30.70	5.46	33.59	261	0 AVERAGE	<table border="1"> <thead> <tr> <th>Limit</th> <th>Read</th> <th>Ant</th> <th>Cable</th> <th>Preamp</th> <th>APos</th> <th>TPos</th> </tr> <tr> <th>Freq</th> <th>Level</th> <th>Line</th> <th>Margin</th> <th>Level</th> <th>Factor</th> <th>Loss Factor</th> <th>cm</th> <th>deg</th> <th>Remark</th> </tr> <tr> <th>MHz</th> <th>dBuV/m</th> <th>dBuV/m</th> <th>dB</th> <th>dBuV</th> <th>dB/m</th> <th>dB</th> <th>dB</th> <th>cm</th> <th>deg</th> </tr> </thead> <tbody> <tr> <td>1</td> <td>2462.00</td> <td>96.31</td> <td>-----</td> <td>-----</td> <td>93.75</td> <td>30.71</td> <td>5.43</td> <td>33.58</td> <td>261</td> <td>0 AVERAGE</td> </tr> </tbody> </table>	Limit	Read	Ant	Cable	Preamp	APos	TPos	Freq	Level	Line	Margin	Level	Factor	Loss Factor	cm	deg	Remark	MHz	dBuV/m	dBuV/m	dB	dBuV	dB/m	dB	dB	cm	deg	1	2462.00	96.31	-----	-----	93.75	30.71	5.43	33.58	261	0 AVERAGE
Limit	Read	Ant	Cable	Preamp	APos	TPos																																																																								
Freq	Level	Line	Margin	Level	Factor	Loss Factor	cm	deg	Remark																																																																					
MHz	dBuV/m	dBuV/m	dB	dBuV	dB/m	dB	dB	cm	deg																																																																					
1	2486.36	37.10	54.00	-16.90	34.53	30.70	5.46	33.59	261	0 AVERAGE																																																																				
Limit	Read	Ant	Cable	Preamp	APos	TPos																																																																								
Freq	Level	Line	Margin	Level	Factor	Loss Factor	cm	deg	Remark																																																																					
MHz	dBuV/m	dBuV/m	dB	dBuV	dB/m	dB	dB	cm	deg																																																																					
1	2462.00	96.31	-----	-----	93.75	30.71	5.43	33.58	261	0 AVERAGE																																																																				



Mode	3																																																																													
	Band Edge																																																																													
	2400-2483.5_802.11b_CH11_2462MHz																																																																													
ANT	SISO																																																																													
Pol.	Vertical	Fundamental																																																																												
Peak	<table border="1"> <thead> <tr> <th>Limit</th> <th>Read</th> <th>Ant</th> <th>Cable</th> <th>Preamp</th> <th>APos</th> <th>TPos</th> </tr> <tr> <th>Freq</th> <th>Level</th> <th>Line</th> <th>Margin</th> <th>Level</th> <th>Factor</th> <th>Loss Factor</th> <th>cm</th> <th>deg</th> <th>Remark</th> </tr> <tr> <th>MHz</th> <th>dBuV/m</th> <th>dBuV/m</th> <th>dB</th> <th>dBuV</th> <th>dB/m</th> <th>dB</th> <th>dB</th> <th>cm</th> <th>deg</th> </tr> </thead> <tbody> <tr> <td>1</td> <td>2483.66</td> <td>53.41</td> <td>74.00</td> <td>-20.59</td> <td>50.84</td> <td>30.70</td> <td>5.46</td> <td>33.59</td> <td>300</td> <td>142 PEAK</td> </tr> </tbody> </table>	Limit	Read	Ant	Cable	Preamp	APos	TPos	Freq	Level	Line	Margin	Level	Factor	Loss Factor	cm	deg	Remark	MHz	dBuV/m	dBuV/m	dB	dBuV	dB/m	dB	dB	cm	deg	1	2483.66	53.41	74.00	-20.59	50.84	30.70	5.46	33.59	300	142 PEAK	<table border="1"> <thead> <tr> <th>Limit</th> <th>Read</th> <th>Ant</th> <th>Cable</th> <th>Preamp</th> <th>APos</th> <th>TPos</th> </tr> <tr> <th>Freq</th> <th>Level</th> <th>Line</th> <th>Margin</th> <th>Level</th> <th>Factor</th> <th>Loss Factor</th> <th>cm</th> <th>deg</th> <th>Remark</th> </tr> <tr> <th>MHz</th> <th>dBuV/m</th> <th>dBuV/m</th> <th>dB</th> <th>dBuV</th> <th>dB/m</th> <th>dB</th> <th>dB</th> <th>cm</th> <th>deg</th> </tr> </thead> <tbody> <tr> <td>1</td> <td>2462.00</td> <td>91.60</td> <td>74.00</td> <td>17.60</td> <td>89.03</td> <td>30.71</td> <td>5.44</td> <td>33.58</td> <td>300</td> <td>142 PEAK</td> </tr> </tbody> </table>	Limit	Read	Ant	Cable	Preamp	APos	TPos	Freq	Level	Line	Margin	Level	Factor	Loss Factor	cm	deg	Remark	MHz	dBuV/m	dBuV/m	dB	dBuV	dB/m	dB	dB	cm	deg	1	2462.00	91.60	74.00	17.60	89.03	30.71	5.44	33.58	300	142 PEAK
	Limit	Read	Ant	Cable	Preamp	APos	TPos																																																																							
Freq	Level	Line	Margin	Level	Factor	Loss Factor	cm	deg	Remark																																																																					
MHz	dBuV/m	dBuV/m	dB	dBuV	dB/m	dB	dB	cm	deg																																																																					
1	2483.66	53.41	74.00	-20.59	50.84	30.70	5.46	33.59	300	142 PEAK																																																																				
Limit	Read	Ant	Cable	Preamp	APos	TPos																																																																								
Freq	Level	Line	Margin	Level	Factor	Loss Factor	cm	deg	Remark																																																																					
MHz	dBuV/m	dBuV/m	dB	dBuV	dB/m	dB	dB	cm	deg																																																																					
1	2462.00	91.60	74.00	17.60	89.03	30.71	5.44	33.58	300	142 PEAK																																																																				
Avg	<table border="1"> <thead> <tr> <th>Limit</th> <th>Read</th> <th>Ant</th> <th>Cable</th> <th>Preamp</th> <th>APos</th> <th>TPos</th> </tr> <tr> <th>Freq</th> <th>Level</th> <th>Line</th> <th>Margin</th> <th>Level</th> <th>Factor</th> <th>Loss Factor</th> <th>cm</th> <th>deg</th> <th>Remark</th> </tr> <tr> <th>MHz</th> <th>dBuV/m</th> <th>dBuV/m</th> <th>dB</th> <th>dBuV</th> <th>dB/m</th> <th>dB</th> <th>dB</th> <th>cm</th> <th>deg</th> </tr> </thead> <tbody> <tr> <td>1</td> <td>2486.59</td> <td>33.38</td> <td>54.00</td> <td>-20.62</td> <td>30.81</td> <td>30.70</td> <td>5.46</td> <td>33.59</td> <td>300</td> <td>142 AVERAGE</td> </tr> </tbody> </table>	Limit	Read	Ant	Cable	Preamp	APos	TPos	Freq	Level	Line	Margin	Level	Factor	Loss Factor	cm	deg	Remark	MHz	dBuV/m	dBuV/m	dB	dBuV	dB/m	dB	dB	cm	deg	1	2486.59	33.38	54.00	-20.62	30.81	30.70	5.46	33.59	300	142 AVERAGE	<table border="1"> <thead> <tr> <th>Limit</th> <th>Read</th> <th>Ant</th> <th>Cable</th> <th>Preamp</th> <th>APos</th> <th>TPos</th> </tr> <tr> <th>Freq</th> <th>Level</th> <th>Line</th> <th>Margin</th> <th>Level</th> <th>Factor</th> <th>Loss Factor</th> <th>cm</th> <th>deg</th> <th>Remark</th> </tr> <tr> <th>MHz</th> <th>dBuV/m</th> <th>dBuV/m</th> <th>dB</th> <th>dBuV</th> <th>dB/m</th> <th>dB</th> <th>dB</th> <th>cm</th> <th>deg</th> </tr> </thead> <tbody> <tr> <td>1</td> <td>2462.00</td> <td>88.92</td> <td>54.00</td> <td>34.92</td> <td>86.35</td> <td>30.71</td> <td>5.44</td> <td>33.58</td> <td>300</td> <td>142 AVERAGE</td> </tr> </tbody> </table>	Limit	Read	Ant	Cable	Preamp	APos	TPos	Freq	Level	Line	Margin	Level	Factor	Loss Factor	cm	deg	Remark	MHz	dBuV/m	dBuV/m	dB	dBuV	dB/m	dB	dB	cm	deg	1	2462.00	88.92	54.00	34.92	86.35	30.71	5.44	33.58	300	142 AVERAGE
Limit	Read	Ant	Cable	Preamp	APos	TPos																																																																								
Freq	Level	Line	Margin	Level	Factor	Loss Factor	cm	deg	Remark																																																																					
MHz	dBuV/m	dBuV/m	dB	dBuV	dB/m	dB	dB	cm	deg																																																																					
1	2486.59	33.38	54.00	-20.62	30.81	30.70	5.46	33.59	300	142 AVERAGE																																																																				
Limit	Read	Ant	Cable	Preamp	APos	TPos																																																																								
Freq	Level	Line	Margin	Level	Factor	Loss Factor	cm	deg	Remark																																																																					
MHz	dBuV/m	dBuV/m	dB	dBuV	dB/m	dB	dB	cm	deg																																																																					
1	2462.00	88.92	54.00	34.92	86.35	30.71	5.44	33.58	300	142 AVERAGE																																																																				



Mode	3																																																																																																	
	Harmonic																																																																																																	
	2400-2483.5_802.11b_CH11_2462MHz																																																																																																	
ANT	SISO																																																																																																	
Pol.	Horizontal	Vertical																																																																																																
Peak Avg	<table border="1"> <thead> <tr> <th>Freq</th> <th>Level</th> <th>Limit</th> <th>Line</th> <th>Margin</th> <th>Read</th> <th>Ant</th> <th>Cable</th> <th>Preamp</th> <th>APos</th> <th>TPos</th> <th>Remark</th> </tr> <tr> <th>MHz</th> <th>dBuV/m</th> <th>dBuV/m</th> <th>dB</th> <th>dBuV</th> <th>dB/m</th> <th>dB</th> <th>dB</th> <th>cm</th> <th>deg</th> <th></th> <th></th> </tr> </thead> <tbody> <tr> <td>1</td> <td>4924.00</td> <td>42.22</td> <td>74.00</td> <td>-31.78</td> <td>62.52</td> <td>36.02</td> <td>8.57</td> <td>64.89</td> <td>---</td> <td>---</td> <td>Peak</td> </tr> <tr> <td>2</td> <td>7386.00</td> <td>44.71</td> <td>74.00</td> <td>-29.29</td> <td>62.54</td> <td>36.85</td> <td>10.18</td> <td>64.86</td> <td>---</td> <td>---</td> <td>Peak</td> </tr> </tbody> </table>	Freq	Level	Limit	Line	Margin	Read	Ant	Cable	Preamp	APos	TPos	Remark	MHz	dBuV/m	dBuV/m	dB	dBuV	dB/m	dB	dB	cm	deg			1	4924.00	42.22	74.00	-31.78	62.52	36.02	8.57	64.89	---	---	Peak	2	7386.00	44.71	74.00	-29.29	62.54	36.85	10.18	64.86	---	---	Peak	<table border="1"> <thead> <tr> <th>Freq</th> <th>Level</th> <th>Limit</th> <th>Line</th> <th>Margin</th> <th>Read</th> <th>Ant</th> <th>Cable</th> <th>Preamp</th> <th>APos</th> <th>TPos</th> <th>Remark</th> </tr> <tr> <th>MHz</th> <th>dBuV/m</th> <th>dBuV/m</th> <th>dB</th> <th>dBuV</th> <th>dB/m</th> <th>dB</th> <th>dB</th> <th>cm</th> <th>deg</th> <th></th> <th></th> </tr> </thead> <tbody> <tr> <td>1</td> <td>4924.00</td> <td>42.65</td> <td>74.00</td> <td>-31.35</td> <td>62.95</td> <td>36.02</td> <td>8.57</td> <td>64.89</td> <td>---</td> <td>---</td> <td>Peak</td> </tr> <tr> <td>2</td> <td>7386.00</td> <td>44.29</td> <td>74.00</td> <td>-29.71</td> <td>62.12</td> <td>36.85</td> <td>10.18</td> <td>64.86</td> <td>---</td> <td>---</td> <td>Peak</td> </tr> </tbody> </table>	Freq	Level	Limit	Line	Margin	Read	Ant	Cable	Preamp	APos	TPos	Remark	MHz	dBuV/m	dBuV/m	dB	dBuV	dB/m	dB	dB	cm	deg			1	4924.00	42.65	74.00	-31.35	62.95	36.02	8.57	64.89	---	---	Peak	2	7386.00	44.29	74.00	-29.71	62.12	36.85	10.18	64.86	---	---	Peak
	Freq	Level	Limit	Line	Margin	Read	Ant	Cable	Preamp	APos	TPos	Remark																																																																																						
MHz	dBuV/m	dBuV/m	dB	dBuV	dB/m	dB	dB	cm	deg																																																																																									
1	4924.00	42.22	74.00	-31.78	62.52	36.02	8.57	64.89	---	---	Peak																																																																																							
2	7386.00	44.71	74.00	-29.29	62.54	36.85	10.18	64.86	---	---	Peak																																																																																							
Freq	Level	Limit	Line	Margin	Read	Ant	Cable	Preamp	APos	TPos	Remark																																																																																							
MHz	dBuV/m	dBuV/m	dB	dBuV	dB/m	dB	dB	cm	deg																																																																																									
1	4924.00	42.65	74.00	-31.35	62.95	36.02	8.57	64.89	---	---	Peak																																																																																							
2	7386.00	44.29	74.00	-29.71	62.12	36.85	10.18	64.86	---	---	Peak																																																																																							



Mode	4																																																																															
	Band Edge																																																																															
	2400-2483.5_802.11g_CH01_2412MHz																																																																															
ANT	SISO																																																																															
Pol.	Horizontal	Fundamental																																																																														
Peak	<table border="1"> <thead> <tr> <th>Limit</th> <th>Margin</th> <th>Read</th> <th>Ant</th> <th>Cable</th> <th>Preamp</th> <th>APos</th> <th>TPos</th> <th>Remark</th> </tr> <tr> <th>Freq</th> <th>Level</th> <th>Line</th> <th>(dB)</th> <th>Level</th> <th>Factor</th> <th>Loss</th> <th>Factor</th> <th></th> </tr> <tr> <th>MHz</th> <th>dBuV/m</th> <th>dBuV/m</th> <th>dB</th> <th>dBuV</th> <th>dB/m</th> <th>dB</th> <th>dB</th> <th>cm</th> <th>deg</th> </tr> </thead> <tbody> <tr> <td>1</td> <td>2389.43</td> <td>57.37</td> <td>74.00</td> <td>-16.63</td> <td>54.82</td> <td>30.72</td> <td>5.36</td> <td>33.53</td> <td>200</td> <td>1 PEAK</td> </tr> </tbody> </table>	Limit	Margin	Read	Ant	Cable	Preamp	APos	TPos	Remark	Freq	Level	Line	(dB)	Level	Factor	Loss	Factor		MHz	dBuV/m	dBuV/m	dB	dBuV	dB/m	dB	dB	cm	deg	1	2389.43	57.37	74.00	-16.63	54.82	30.72	5.36	33.53	200	1 PEAK	<table border="1"> <thead> <tr> <th>Limit</th> <th>Margin</th> <th>Read</th> <th>Ant</th> <th>Cable</th> <th>Preamp</th> <th>APos</th> <th>TPos</th> <th>Remark</th> </tr> <tr> <th>Freq</th> <th>Level</th> <th>Line</th> <th>(dB)</th> <th>Level</th> <th>Factor</th> <th>Loss</th> <th>Factor</th> <th></th> </tr> <tr> <th>MHz</th> <th>dBuV/m</th> <th>dBuV/m</th> <th>dB</th> <th>dBuV</th> <th>dB/m</th> <th>dB</th> <th>dB</th> <th>cm</th> <th>deg</th> </tr> </thead> <tbody> <tr> <td>1</td> <td>2412.00</td> <td>97.63</td> <td>-----</td> <td>-----</td> <td>95.08</td> <td>30.72</td> <td>5.38</td> <td>33.55</td> <td>200</td> <td>1 PEAK</td> </tr> </tbody> </table>	Limit	Margin	Read	Ant	Cable	Preamp	APos	TPos	Remark	Freq	Level	Line	(dB)	Level	Factor	Loss	Factor		MHz	dBuV/m	dBuV/m	dB	dBuV	dB/m	dB	dB	cm	deg	1	2412.00	97.63	-----	-----	95.08	30.72	5.38	33.55	200	1 PEAK
	Limit	Margin	Read	Ant	Cable	Preamp	APos	TPos	Remark																																																																							
Freq	Level	Line	(dB)	Level	Factor	Loss	Factor																																																																									
MHz	dBuV/m	dBuV/m	dB	dBuV	dB/m	dB	dB	cm	deg																																																																							
1	2389.43	57.37	74.00	-16.63	54.82	30.72	5.36	33.53	200	1 PEAK																																																																						
Limit	Margin	Read	Ant	Cable	Preamp	APos	TPos	Remark																																																																								
Freq	Level	Line	(dB)	Level	Factor	Loss	Factor																																																																									
MHz	dBuV/m	dBuV/m	dB	dBuV	dB/m	dB	dB	cm	deg																																																																							
1	2412.00	97.63	-----	-----	95.08	30.72	5.38	33.55	200	1 PEAK																																																																						
Avg	<table border="1"> <thead> <tr> <th>Limit</th> <th>Margin</th> <th>Read</th> <th>Ant</th> <th>Cable</th> <th>Preamp</th> <th>APos</th> <th>TPos</th> <th>Remark</th> </tr> <tr> <th>Freq</th> <th>Level</th> <th>Line</th> <th>(dB)</th> <th>Level</th> <th>Factor</th> <th>Loss</th> <th>Factor</th> <th></th> </tr> <tr> <th>MHz</th> <th>dBuV/m</th> <th>dBuV/m</th> <th>dB</th> <th>dBuV</th> <th>dB/m</th> <th>dB</th> <th>dB</th> <th>cm</th> <th>deg</th> </tr> </thead> <tbody> <tr> <td>1</td> <td>2389.95</td> <td>42.63</td> <td>54.00</td> <td>-11.37</td> <td>40.08</td> <td>30.72</td> <td>5.36</td> <td>33.53</td> <td>200</td> <td>1 AVERAGE</td> </tr> </tbody> </table>	Limit	Margin	Read	Ant	Cable	Preamp	APos	TPos	Remark	Freq	Level	Line	(dB)	Level	Factor	Loss	Factor		MHz	dBuV/m	dBuV/m	dB	dBuV	dB/m	dB	dB	cm	deg	1	2389.95	42.63	54.00	-11.37	40.08	30.72	5.36	33.53	200	1 AVERAGE	<table border="1"> <thead> <tr> <th>Limit</th> <th>Margin</th> <th>Read</th> <th>Ant</th> <th>Cable</th> <th>Preamp</th> <th>APos</th> <th>TPos</th> <th>Remark</th> </tr> <tr> <th>Freq</th> <th>Level</th> <th>Line</th> <th>(dB)</th> <th>Level</th> <th>Factor</th> <th>Loss</th> <th>Factor</th> <th></th> </tr> <tr> <th>MHz</th> <th>dBuV/m</th> <th>dBuV/m</th> <th>dB</th> <th>dBuV</th> <th>dB/m</th> <th>dB</th> <th>dB</th> <th>cm</th> <th>deg</th> </tr> </thead> <tbody> <tr> <td>1</td> <td>2412.00</td> <td>90.82</td> <td>-----</td> <td>-----</td> <td>88.27</td> <td>30.72</td> <td>5.37</td> <td>33.54</td> <td>200</td> <td>1 AVERAGE</td> </tr> </tbody> </table>	Limit	Margin	Read	Ant	Cable	Preamp	APos	TPos	Remark	Freq	Level	Line	(dB)	Level	Factor	Loss	Factor		MHz	dBuV/m	dBuV/m	dB	dBuV	dB/m	dB	dB	cm	deg	1	2412.00	90.82	-----	-----	88.27	30.72	5.37	33.54	200	1 AVERAGE
Limit	Margin	Read	Ant	Cable	Preamp	APos	TPos	Remark																																																																								
Freq	Level	Line	(dB)	Level	Factor	Loss	Factor																																																																									
MHz	dBuV/m	dBuV/m	dB	dBuV	dB/m	dB	dB	cm	deg																																																																							
1	2389.95	42.63	54.00	-11.37	40.08	30.72	5.36	33.53	200	1 AVERAGE																																																																						
Limit	Margin	Read	Ant	Cable	Preamp	APos	TPos	Remark																																																																								
Freq	Level	Line	(dB)	Level	Factor	Loss	Factor																																																																									
MHz	dBuV/m	dBuV/m	dB	dBuV	dB/m	dB	dB	cm	deg																																																																							
1	2412.00	90.82	-----	-----	88.27	30.72	5.37	33.54	200	1 AVERAGE																																																																						



Mode	4																																																																															
	Band Edge																																																																															
	2400-2483.5_802.11g_CH01_2412MHz																																																																															
ANT	SISO																																																																															
Pol.	Vertical	Fundamental																																																																														
Peak	<table border="1"> <thead> <tr> <th>Limit</th> <th>Margin</th> <th>Read</th> <th>Ant</th> <th>Cable</th> <th>Preamp</th> <th>APos</th> <th>TPos</th> <th>Remark</th> </tr> <tr> <th>Freq</th> <th>Level</th> <th>Line</th> <th>(dB)</th> <th>Level</th> <th>Factor</th> <th>Loss</th> <th>Factor</th> <th></th> </tr> <tr> <th>MHz</th> <th>dBuV/m</th> <th>dBuV/m</th> <th>dB</th> <th>dBuV</th> <th>dB/m</th> <th>dB</th> <th>dB</th> <th>cm</th> <th>deg</th> </tr> </thead> <tbody> <tr> <td>1</td> <td>2389.69</td> <td>54.24</td> <td>74.00</td> <td>-19.76</td> <td>51.69</td> <td>30.72</td> <td>5.36</td> <td>33.53</td> <td>354</td> <td>324 PEAK</td> </tr> </tbody> </table>	Limit	Margin	Read	Ant	Cable	Preamp	APos	TPos	Remark	Freq	Level	Line	(dB)	Level	Factor	Loss	Factor		MHz	dBuV/m	dBuV/m	dB	dBuV	dB/m	dB	dB	cm	deg	1	2389.69	54.24	74.00	-19.76	51.69	30.72	5.36	33.53	354	324 PEAK	<table border="1"> <thead> <tr> <th>Limit</th> <th>Margin</th> <th>Read</th> <th>Ant</th> <th>Cable</th> <th>Preamp</th> <th>APos</th> <th>TPos</th> <th>Remark</th> </tr> <tr> <th>Freq</th> <th>Level</th> <th>Line</th> <th>(dB)</th> <th>Level</th> <th>Factor</th> <th>Loss</th> <th>Factor</th> <th></th> </tr> <tr> <th>MHz</th> <th>dBuV/m</th> <th>dBuV/m</th> <th>dB</th> <th>dBuV</th> <th>dB/m</th> <th>dB</th> <th>dB</th> <th>cm</th> <th>deg</th> </tr> </thead> <tbody> <tr> <td>1</td> <td>2412.00</td> <td>95.14</td> <td>-----</td> <td>-----</td> <td>92.59</td> <td>30.72</td> <td>5.37</td> <td>33.54</td> <td>354</td> <td>324 PEAK</td> </tr> </tbody> </table>	Limit	Margin	Read	Ant	Cable	Preamp	APos	TPos	Remark	Freq	Level	Line	(dB)	Level	Factor	Loss	Factor		MHz	dBuV/m	dBuV/m	dB	dBuV	dB/m	dB	dB	cm	deg	1	2412.00	95.14	-----	-----	92.59	30.72	5.37	33.54	354	324 PEAK
	Limit	Margin	Read	Ant	Cable	Preamp	APos	TPos	Remark																																																																							
Freq	Level	Line	(dB)	Level	Factor	Loss	Factor																																																																									
MHz	dBuV/m	dBuV/m	dB	dBuV	dB/m	dB	dB	cm	deg																																																																							
1	2389.69	54.24	74.00	-19.76	51.69	30.72	5.36	33.53	354	324 PEAK																																																																						
Limit	Margin	Read	Ant	Cable	Preamp	APos	TPos	Remark																																																																								
Freq	Level	Line	(dB)	Level	Factor	Loss	Factor																																																																									
MHz	dBuV/m	dBuV/m	dB	dBuV	dB/m	dB	dB	cm	deg																																																																							
1	2412.00	95.14	-----	-----	92.59	30.72	5.37	33.54	354	324 PEAK																																																																						
Avg	<table border="1"> <thead> <tr> <th>Limit</th> <th>Margin</th> <th>Read</th> <th>Ant</th> <th>Cable</th> <th>Preamp</th> <th>APos</th> <th>TPos</th> <th>Remark</th> </tr> <tr> <th>Freq</th> <th>Level</th> <th>Line</th> <th>(dB)</th> <th>Level</th> <th>Factor</th> <th>Loss</th> <th>Factor</th> <th></th> </tr> <tr> <th>MHz</th> <th>dBuV/m</th> <th>dBuV/m</th> <th>dB</th> <th>dBuV</th> <th>dB/m</th> <th>dB</th> <th>dB</th> <th>cm</th> <th>deg</th> </tr> </thead> <tbody> <tr> <td>1</td> <td>2389.82</td> <td>39.81</td> <td>54.00</td> <td>-14.19</td> <td>37.26</td> <td>30.72</td> <td>5.36</td> <td>33.53</td> <td>354</td> <td>324 AVERAGE</td> </tr> </tbody> </table>	Limit	Margin	Read	Ant	Cable	Preamp	APos	TPos	Remark	Freq	Level	Line	(dB)	Level	Factor	Loss	Factor		MHz	dBuV/m	dBuV/m	dB	dBuV	dB/m	dB	dB	cm	deg	1	2389.82	39.81	54.00	-14.19	37.26	30.72	5.36	33.53	354	324 AVERAGE	<table border="1"> <thead> <tr> <th>Limit</th> <th>Margin</th> <th>Read</th> <th>Ant</th> <th>Cable</th> <th>Preamp</th> <th>APos</th> <th>TPos</th> <th>Remark</th> </tr> <tr> <th>Freq</th> <th>Level</th> <th>Line</th> <th>(dB)</th> <th>Level</th> <th>Factor</th> <th>Loss</th> <th>Factor</th> <th></th> </tr> <tr> <th>MHz</th> <th>dBuV/m</th> <th>dBuV/m</th> <th>dB</th> <th>dBuV</th> <th>dB/m</th> <th>dB</th> <th>dB</th> <th>cm</th> <th>deg</th> </tr> </thead> <tbody> <tr> <td>1</td> <td>2412.00</td> <td>86.70</td> <td>-----</td> <td>-----</td> <td>84.15</td> <td>30.72</td> <td>5.37</td> <td>33.54</td> <td>354</td> <td>324 AVERAGE</td> </tr> </tbody> </table>	Limit	Margin	Read	Ant	Cable	Preamp	APos	TPos	Remark	Freq	Level	Line	(dB)	Level	Factor	Loss	Factor		MHz	dBuV/m	dBuV/m	dB	dBuV	dB/m	dB	dB	cm	deg	1	2412.00	86.70	-----	-----	84.15	30.72	5.37	33.54	354	324 AVERAGE
Limit	Margin	Read	Ant	Cable	Preamp	APos	TPos	Remark																																																																								
Freq	Level	Line	(dB)	Level	Factor	Loss	Factor																																																																									
MHz	dBuV/m	dBuV/m	dB	dBuV	dB/m	dB	dB	cm	deg																																																																							
1	2389.82	39.81	54.00	-14.19	37.26	30.72	5.36	33.53	354	324 AVERAGE																																																																						
Limit	Margin	Read	Ant	Cable	Preamp	APos	TPos	Remark																																																																								
Freq	Level	Line	(dB)	Level	Factor	Loss	Factor																																																																									
MHz	dBuV/m	dBuV/m	dB	dBuV	dB/m	dB	dB	cm	deg																																																																							
1	2412.00	86.70	-----	-----	84.15	30.72	5.37	33.54	354	324 AVERAGE																																																																						



Mode	4																																																																								
	Harmonic																																																																								
	2400-2483.5_802.11g_CH01_2412MHz																																																																								
ANT	SISO																																																																								
Pol.	Horizontal	Vertical																																																																							
Peak Avg																																																																									
	<table border="1"> <thead> <tr> <th>Limit</th> <th>Read</th> <th>Ant</th> <th>Cable</th> <th>Preamp</th> <th>APos</th> <th>TPos</th> <th></th> </tr> <tr> <th>Freq</th> <th>Level</th> <th>Line</th> <th>Margin</th> <th>Level</th> <th>Factor</th> <th>Loss</th> <th>Factor</th> </tr> <tr> <th>MHz</th> <th>dBuV/m</th> <th>dBuV/m</th> <th>dB</th> <th>dBuV</th> <th>dB/m</th> <th>dB</th> <th>dB</th> </tr> </thead> <tbody> <tr> <td>1</td> <td>4824.00</td> <td>43.60</td> <td>74.00</td> <td>-30.40</td> <td>63.79</td> <td>35.78</td> <td>8.88</td> <td>64.85</td> <td>---</td> <td>---</td> <td>Peak</td> </tr> </tbody> </table>	Limit	Read	Ant	Cable	Preamp	APos	TPos		Freq	Level	Line	Margin	Level	Factor	Loss	Factor	MHz	dBuV/m	dBuV/m	dB	dBuV	dB/m	dB	dB	1	4824.00	43.60	74.00	-30.40	63.79	35.78	8.88	64.85	---	---	Peak	<table border="1"> <thead> <tr> <th>Limit</th> <th>Read</th> <th>Ant</th> <th>Cable</th> <th>Preamp</th> <th>APos</th> <th>TPos</th> <th></th> </tr> <tr> <th>Freq</th> <th>Level</th> <th>Line</th> <th>Margin</th> <th>Level</th> <th>Factor</th> <th>Loss</th> <th>Factor</th> </tr> <tr> <th>MHz</th> <th>dBuV/m</th> <th>dBuV/m</th> <th>dB</th> <th>dBuV</th> <th>dB/m</th> <th>dB</th> <th>dB</th> </tr> </thead> <tbody> <tr> <td>1</td> <td>4824.00</td> <td>43.70</td> <td>74.00</td> <td>-30.30</td> <td>63.89</td> <td>35.78</td> <td>8.88</td> <td>64.85</td> <td>---</td> <td>---</td> <td>Peak</td> </tr> </tbody> </table>	Limit	Read	Ant	Cable	Preamp	APos	TPos		Freq	Level	Line	Margin	Level	Factor	Loss	Factor	MHz	dBuV/m	dBuV/m	dB	dBuV	dB/m	dB	dB	1	4824.00	43.70	74.00	-30.30	63.89	35.78	8.88	64.85	---	---
Limit	Read	Ant	Cable	Preamp	APos	TPos																																																																			
Freq	Level	Line	Margin	Level	Factor	Loss	Factor																																																																		
MHz	dBuV/m	dBuV/m	dB	dBuV	dB/m	dB	dB																																																																		
1	4824.00	43.60	74.00	-30.40	63.79	35.78	8.88	64.85	---	---	Peak																																																														
Limit	Read	Ant	Cable	Preamp	APos	TPos																																																																			
Freq	Level	Line	Margin	Level	Factor	Loss	Factor																																																																		
MHz	dBuV/m	dBuV/m	dB	dBuV	dB/m	dB	dB																																																																		
1	4824.00	43.70	74.00	-30.30	63.89	35.78	8.88	64.85	---	---	Peak																																																														





Mode	5																																																																																																	
	Harmonic																																																																																																	
	2400-2483.5_802.11g_CH06_2437MHz																																																																																																	
ANT	SISO																																																																																																	
Pol.	Horizontal	Vertical																																																																																																
Peak Avg	<table border="1"> <thead> <tr> <th>Freq</th> <th>Level</th> <th>Limit</th> <th>Line</th> <th>Margin</th> <th>Read</th> <th>Ant</th> <th>Cable</th> <th>Preamp</th> <th>APos</th> <th>TPos</th> <th>Remark</th> </tr> <tr> <th>MHz</th> <th>dBuV/m</th> <th>dBuV/m</th> <th>dB</th> <th>dBuV</th> <th>dB/m</th> <th>dB</th> <th>dB</th> <th>cm</th> <th>deg</th> <th></th> <th></th> </tr> </thead> <tbody> <tr> <td>1</td> <td>4874.00</td> <td>43.29</td> <td>74.00</td> <td>-30.71</td> <td>63.54</td> <td>35.90</td> <td>8.72</td> <td>64.87</td> <td>---</td> <td>---</td> <td>Peak</td> </tr> <tr> <td>2</td> <td>7311.00</td> <td>44.61</td> <td>74.00</td> <td>-29.39</td> <td>62.41</td> <td>36.88</td> <td>10.18</td> <td>64.86</td> <td>---</td> <td>---</td> <td>Peak</td> </tr> </tbody> </table>	Freq	Level	Limit	Line	Margin	Read	Ant	Cable	Preamp	APos	TPos	Remark	MHz	dBuV/m	dBuV/m	dB	dBuV	dB/m	dB	dB	cm	deg			1	4874.00	43.29	74.00	-30.71	63.54	35.90	8.72	64.87	---	---	Peak	2	7311.00	44.61	74.00	-29.39	62.41	36.88	10.18	64.86	---	---	Peak	<table border="1"> <thead> <tr> <th>Freq</th> <th>Level</th> <th>Limit</th> <th>Line</th> <th>Margin</th> <th>Read</th> <th>Ant</th> <th>Cable</th> <th>Preamp</th> <th>APos</th> <th>TPos</th> <th>Remark</th> </tr> <tr> <th>MHz</th> <th>dBuV/m</th> <th>dBuV/m</th> <th>dB</th> <th>dBuV</th> <th>dB/m</th> <th>dB</th> <th>dB</th> <th>cm</th> <th>deg</th> <th></th> <th></th> </tr> </thead> <tbody> <tr> <td>1</td> <td>4874.00</td> <td>43.37</td> <td>74.00</td> <td>-30.63</td> <td>63.62</td> <td>35.90</td> <td>8.72</td> <td>64.87</td> <td>---</td> <td>---</td> <td>Peak</td> </tr> <tr> <td>2</td> <td>7311.00</td> <td>45.74</td> <td>74.00</td> <td>-28.26</td> <td>63.54</td> <td>36.88</td> <td>10.18</td> <td>64.86</td> <td>---</td> <td>---</td> <td>Peak</td> </tr> </tbody> </table>	Freq	Level	Limit	Line	Margin	Read	Ant	Cable	Preamp	APos	TPos	Remark	MHz	dBuV/m	dBuV/m	dB	dBuV	dB/m	dB	dB	cm	deg			1	4874.00	43.37	74.00	-30.63	63.62	35.90	8.72	64.87	---	---	Peak	2	7311.00	45.74	74.00	-28.26	63.54	36.88	10.18	64.86	---	---	Peak
	Freq	Level	Limit	Line	Margin	Read	Ant	Cable	Preamp	APos	TPos	Remark																																																																																						
MHz	dBuV/m	dBuV/m	dB	dBuV	dB/m	dB	dB	cm	deg																																																																																									
1	4874.00	43.29	74.00	-30.71	63.54	35.90	8.72	64.87	---	---	Peak																																																																																							
2	7311.00	44.61	74.00	-29.39	62.41	36.88	10.18	64.86	---	---	Peak																																																																																							
Freq	Level	Limit	Line	Margin	Read	Ant	Cable	Preamp	APos	TPos	Remark																																																																																							
MHz	dBuV/m	dBuV/m	dB	dBuV	dB/m	dB	dB	cm	deg																																																																																									
1	4874.00	43.37	74.00	-30.63	63.62	35.90	8.72	64.87	---	---	Peak																																																																																							
2	7311.00	45.74	74.00	-28.26	63.54	36.88	10.18	64.86	---	---	Peak																																																																																							



Mode	6																																																																																	
	Band Edge																																																																																	
	2400-2483.5_802.11g_CH11_2462MHz																																																																																	
ANT	SISO																																																																																	
Pol.	Horizontal	Fundamental																																																																																
Peak	<table border="1"> <thead> <tr> <th>Limit</th> <th>Margin</th> <th>Read</th> <th>Ant</th> <th>Cable</th> <th>Preamp</th> <th>APos</th> <th>TPos</th> <th>Remark</th> </tr> <tr> <th>Freq</th> <th>Level</th> <th>Line</th> <th>Level</th> <th>Factor</th> <th>Loss Factor</th> <th>dB</th> <th>dB</th> <th>cm</th> <th>deg</th> </tr> <tr> <th>MHz</th> <th>dBuV/m</th> <th>dBuV/m</th> <th>dBuV</th> <th>dB/m</th> <th>dB</th> <th>dB</th> <th>cm</th> <th>deg</th> <th></th> </tr> </thead> <tbody> <tr> <td>1</td> <td>2483.51</td> <td>58.67</td> <td>74.00</td> <td>-15.33</td> <td>56.10</td> <td>30.70</td> <td>5.46</td> <td>33.59</td> <td>200</td> <td>0 PEAK</td> </tr> </tbody> </table>	Limit	Margin	Read	Ant	Cable	Preamp	APos	TPos	Remark	Freq	Level	Line	Level	Factor	Loss Factor	dB	dB	cm	deg	MHz	dBuV/m	dBuV/m	dBuV	dB/m	dB	dB	cm	deg		1	2483.51	58.67	74.00	-15.33	56.10	30.70	5.46	33.59	200	0 PEAK	<table border="1"> <thead> <tr> <th>Limit</th> <th>Margin</th> <th>Read</th> <th>Ant</th> <th>Cable</th> <th>Preamp</th> <th>APos</th> <th>TPos</th> <th>Remark</th> </tr> <tr> <th>Freq</th> <th>Level</th> <th>Line</th> <th>Level</th> <th>Factor</th> <th>Loss Factor</th> <th>dB</th> <th>dB</th> <th>cm</th> <th>deg</th> </tr> <tr> <th>MHz</th> <th>dBuV/m</th> <th>dBuV/m</th> <th>dBuV</th> <th>dB/m</th> <th>dB</th> <th>dB</th> <th>cm</th> <th>deg</th> <th></th> </tr> </thead> <tbody> <tr> <td>1</td> <td>2462.00</td> <td>97.92</td> <td>-----</td> <td>-----</td> <td>95.35</td> <td>30.71</td> <td>5.43</td> <td>33.57</td> <td>200</td> <td>0 PEAK</td> </tr> </tbody> </table>	Limit	Margin	Read	Ant	Cable	Preamp	APos	TPos	Remark	Freq	Level	Line	Level	Factor	Loss Factor	dB	dB	cm	deg	MHz	dBuV/m	dBuV/m	dBuV	dB/m	dB	dB	cm	deg		1	2462.00	97.92	-----	-----	95.35	30.71	5.43	33.57	200	0 PEAK
	Limit	Margin	Read	Ant	Cable	Preamp	APos	TPos	Remark																																																																									
Freq	Level	Line	Level	Factor	Loss Factor	dB	dB	cm	deg																																																																									
MHz	dBuV/m	dBuV/m	dBuV	dB/m	dB	dB	cm	deg																																																																										
1	2483.51	58.67	74.00	-15.33	56.10	30.70	5.46	33.59	200	0 PEAK																																																																								
Limit	Margin	Read	Ant	Cable	Preamp	APos	TPos	Remark																																																																										
Freq	Level	Line	Level	Factor	Loss Factor	dB	dB	cm	deg																																																																									
MHz	dBuV/m	dBuV/m	dBuV	dB/m	dB	dB	cm	deg																																																																										
1	2462.00	97.92	-----	-----	95.35	30.71	5.43	33.57	200	0 PEAK																																																																								
Avg	<table border="1"> <thead> <tr> <th>Limit</th> <th>Margin</th> <th>Read</th> <th>Ant</th> <th>Cable</th> <th>Preamp</th> <th>APos</th> <th>TPos</th> <th>Remark</th> </tr> <tr> <th>Freq</th> <th>Level</th> <th>Line</th> <th>Level</th> <th>Factor</th> <th>Loss Factor</th> <th>dB</th> <th>dB</th> <th>cm</th> <th>deg</th> </tr> <tr> <th>MHz</th> <th>dBuV/m</th> <th>dBuV/m</th> <th>dBuV</th> <th>dB/m</th> <th>dB</th> <th>dB</th> <th>cm</th> <th>deg</th> <th></th> </tr> </thead> <tbody> <tr> <td>1</td> <td>2483.51</td> <td>40.28</td> <td>54.00</td> <td>-13.72</td> <td>37.71</td> <td>30.70</td> <td>5.46</td> <td>33.59</td> <td>200</td> <td>0 AVERAGE</td> </tr> </tbody> </table>	Limit	Margin	Read	Ant	Cable	Preamp	APos	TPos	Remark	Freq	Level	Line	Level	Factor	Loss Factor	dB	dB	cm	deg	MHz	dBuV/m	dBuV/m	dBuV	dB/m	dB	dB	cm	deg		1	2483.51	40.28	54.00	-13.72	37.71	30.70	5.46	33.59	200	0 AVERAGE	<table border="1"> <thead> <tr> <th>Limit</th> <th>Margin</th> <th>Read</th> <th>Ant</th> <th>Cable</th> <th>Preamp</th> <th>APos</th> <th>TPos</th> <th>Remark</th> </tr> <tr> <th>Freq</th> <th>Level</th> <th>Line</th> <th>Level</th> <th>Factor</th> <th>Loss Factor</th> <th>dB</th> <th>dB</th> <th>cm</th> <th>deg</th> </tr> <tr> <th>MHz</th> <th>dBuV/m</th> <th>dBuV/m</th> <th>dBuV</th> <th>dB/m</th> <th>dB</th> <th>dB</th> <th>cm</th> <th>deg</th> <th></th> </tr> </thead> <tbody> <tr> <td>1</td> <td>2462.00</td> <td>90.20</td> <td>-----</td> <td>-----</td> <td>87.63</td> <td>30.71</td> <td>5.43</td> <td>33.57</td> <td>200</td> <td>0 AVERAGE</td> </tr> </tbody> </table>	Limit	Margin	Read	Ant	Cable	Preamp	APos	TPos	Remark	Freq	Level	Line	Level	Factor	Loss Factor	dB	dB	cm	deg	MHz	dBuV/m	dBuV/m	dBuV	dB/m	dB	dB	cm	deg		1	2462.00	90.20	-----	-----	87.63	30.71	5.43	33.57	200	0 AVERAGE
Limit	Margin	Read	Ant	Cable	Preamp	APos	TPos	Remark																																																																										
Freq	Level	Line	Level	Factor	Loss Factor	dB	dB	cm	deg																																																																									
MHz	dBuV/m	dBuV/m	dBuV	dB/m	dB	dB	cm	deg																																																																										
1	2483.51	40.28	54.00	-13.72	37.71	30.70	5.46	33.59	200	0 AVERAGE																																																																								
Limit	Margin	Read	Ant	Cable	Preamp	APos	TPos	Remark																																																																										
Freq	Level	Line	Level	Factor	Loss Factor	dB	dB	cm	deg																																																																									
MHz	dBuV/m	dBuV/m	dBuV	dB/m	dB	dB	cm	deg																																																																										
1	2462.00	90.20	-----	-----	87.63	30.71	5.43	33.57	200	0 AVERAGE																																																																								



Mode	6																																																																																	
	Band Edge																																																																																	
	2400-2483.5_802.11g_CH11_2462MHz																																																																																	
ANT	SISO																																																																																	
Pol.	Vertical	Fundamental																																																																																
Peak	<p>Date: 2024-05-17</p> <table border="1"> <thead> <tr> <th>Limit</th> <th>Margin</th> <th>Read</th> <th>Ant</th> <th>Cable</th> <th>Preamp</th> <th>APos</th> <th>TPos</th> <th>Remark</th> </tr> <tr> <th>Freq</th> <th>Level</th> <th>Line</th> <th>(dB)</th> <th>Level</th> <th>Factor</th> <th>Loss</th> <th>Factor</th> <th></th> </tr> <tr> <th>MHz</th> <th>dBuV/m</th> <th>dBuV/m</th> <th>dB</th> <th>dBuV</th> <th>dB/m</th> <th>dB</th> <th>dB</th> <th>cm</th> <th>deg</th> </tr> </thead> <tbody> <tr> <td>1</td> <td>2483.55</td> <td>54.79</td> <td>74.00</td> <td>-19.21</td> <td>52.22</td> <td>30.70</td> <td>5.46</td> <td>33.59</td> <td>300</td> <td>330</td> <td>PEAK</td> </tr> </tbody> </table>	Limit	Margin	Read	Ant	Cable	Preamp	APos	TPos	Remark	Freq	Level	Line	(dB)	Level	Factor	Loss	Factor		MHz	dBuV/m	dBuV/m	dB	dBuV	dB/m	dB	dB	cm	deg	1	2483.55	54.79	74.00	-19.21	52.22	30.70	5.46	33.59	300	330	PEAK	<p>Date: 2024-05-17</p> <table border="1"> <thead> <tr> <th>Limit</th> <th>Margin</th> <th>Read</th> <th>Ant</th> <th>Cable</th> <th>Preamp</th> <th>APos</th> <th>TPos</th> <th>Remark</th> </tr> <tr> <th>Freq</th> <th>Level</th> <th>Line</th> <th>(dB)</th> <th>Level</th> <th>Factor</th> <th>Loss</th> <th>Factor</th> <th></th> </tr> <tr> <th>MHz</th> <th>dBuV/m</th> <th>dBuV/m</th> <th>dB</th> <th>dBuV</th> <th>dB/m</th> <th>dB</th> <th>dB</th> <th>cm</th> <th>deg</th> </tr> </thead> <tbody> <tr> <td>1</td> <td>2462.00</td> <td>94.53</td> <td>74.00</td> <td>20.53</td> <td>91.96</td> <td>30.71</td> <td>5.43</td> <td>33.57</td> <td>300</td> <td>330</td> <td>PEAK</td> </tr> </tbody> </table>	Limit	Margin	Read	Ant	Cable	Preamp	APos	TPos	Remark	Freq	Level	Line	(dB)	Level	Factor	Loss	Factor		MHz	dBuV/m	dBuV/m	dB	dBuV	dB/m	dB	dB	cm	deg	1	2462.00	94.53	74.00	20.53	91.96	30.71	5.43	33.57	300	330	PEAK
	Limit	Margin	Read	Ant	Cable	Preamp	APos	TPos	Remark																																																																									
Freq	Level	Line	(dB)	Level	Factor	Loss	Factor																																																																											
MHz	dBuV/m	dBuV/m	dB	dBuV	dB/m	dB	dB	cm	deg																																																																									
1	2483.55	54.79	74.00	-19.21	52.22	30.70	5.46	33.59	300	330	PEAK																																																																							
Limit	Margin	Read	Ant	Cable	Preamp	APos	TPos	Remark																																																																										
Freq	Level	Line	(dB)	Level	Factor	Loss	Factor																																																																											
MHz	dBuV/m	dBuV/m	dB	dBuV	dB/m	dB	dB	cm	deg																																																																									
1	2462.00	94.53	74.00	20.53	91.96	30.71	5.43	33.57	300	330	PEAK																																																																							
Avg	<p>Date: 2024-05-17</p> <table border="1"> <thead> <tr> <th>Limit</th> <th>Margin</th> <th>Read</th> <th>Ant</th> <th>Cable</th> <th>Preamp</th> <th>APos</th> <th>TPos</th> <th>Remark</th> </tr> <tr> <th>Freq</th> <th>Level</th> <th>Line</th> <th>(dB)</th> <th>Level</th> <th>Factor</th> <th>Loss</th> <th>Factor</th> <th></th> </tr> <tr> <th>MHz</th> <th>dBuV/m</th> <th>dBuV/m</th> <th>dB</th> <th>dBuV</th> <th>dB/m</th> <th>dB</th> <th>dB</th> <th>cm</th> <th>deg</th> </tr> </thead> <tbody> <tr> <td>1</td> <td>2483.58</td> <td>38.35</td> <td>54.00</td> <td>-15.65</td> <td>35.78</td> <td>30.70</td> <td>5.46</td> <td>33.59</td> <td>300</td> <td>330</td> <td>AVERAGE</td> </tr> </tbody> </table>	Limit	Margin	Read	Ant	Cable	Preamp	APos	TPos	Remark	Freq	Level	Line	(dB)	Level	Factor	Loss	Factor		MHz	dBuV/m	dBuV/m	dB	dBuV	dB/m	dB	dB	cm	deg	1	2483.58	38.35	54.00	-15.65	35.78	30.70	5.46	33.59	300	330	AVERAGE	<p>Date: 2024-05-17</p> <table border="1"> <thead> <tr> <th>Limit</th> <th>Margin</th> <th>Read</th> <th>Ant</th> <th>Cable</th> <th>Preamp</th> <th>APos</th> <th>TPos</th> <th>Remark</th> </tr> <tr> <th>Freq</th> <th>Level</th> <th>Line</th> <th>(dB)</th> <th>Level</th> <th>Factor</th> <th>Loss</th> <th>Factor</th> <th></th> </tr> <tr> <th>MHz</th> <th>dBuV/m</th> <th>dBuV/m</th> <th>dB</th> <th>dBuV</th> <th>dB/m</th> <th>dB</th> <th>dB</th> <th>cm</th> <th>deg</th> </tr> </thead> <tbody> <tr> <td>1</td> <td>2462.00</td> <td>86.82</td> <td>54.00</td> <td>32.82</td> <td>84.25</td> <td>30.71</td> <td>5.43</td> <td>33.57</td> <td>300</td> <td>330</td> <td>AVERAGE</td> </tr> </tbody> </table>	Limit	Margin	Read	Ant	Cable	Preamp	APos	TPos	Remark	Freq	Level	Line	(dB)	Level	Factor	Loss	Factor		MHz	dBuV/m	dBuV/m	dB	dBuV	dB/m	dB	dB	cm	deg	1	2462.00	86.82	54.00	32.82	84.25	30.71	5.43	33.57	300	330	AVERAGE
Limit	Margin	Read	Ant	Cable	Preamp	APos	TPos	Remark																																																																										
Freq	Level	Line	(dB)	Level	Factor	Loss	Factor																																																																											
MHz	dBuV/m	dBuV/m	dB	dBuV	dB/m	dB	dB	cm	deg																																																																									
1	2483.58	38.35	54.00	-15.65	35.78	30.70	5.46	33.59	300	330	AVERAGE																																																																							
Limit	Margin	Read	Ant	Cable	Preamp	APos	TPos	Remark																																																																										
Freq	Level	Line	(dB)	Level	Factor	Loss	Factor																																																																											
MHz	dBuV/m	dBuV/m	dB	dBuV	dB/m	dB	dB	cm	deg																																																																									
1	2462.00	86.82	54.00	32.82	84.25	30.71	5.43	33.57	300	330	AVERAGE																																																																							

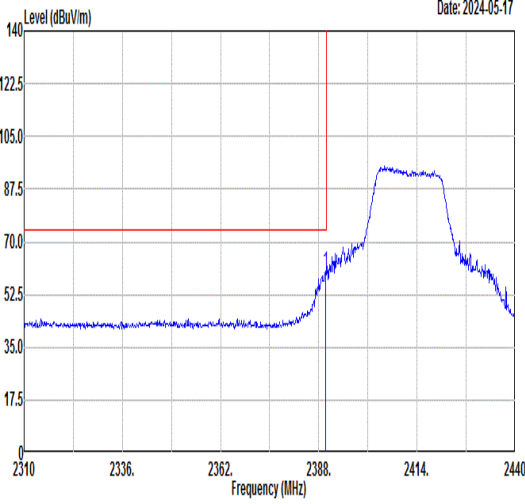
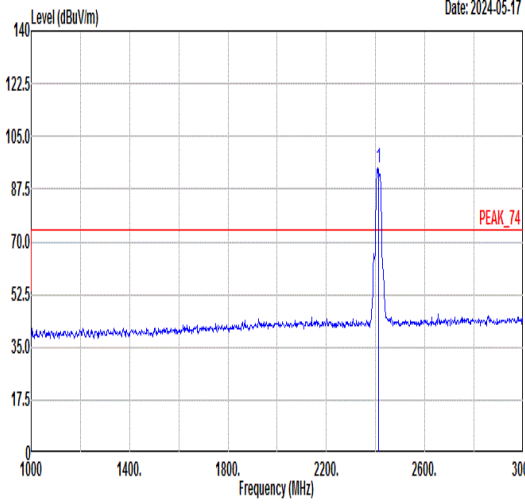
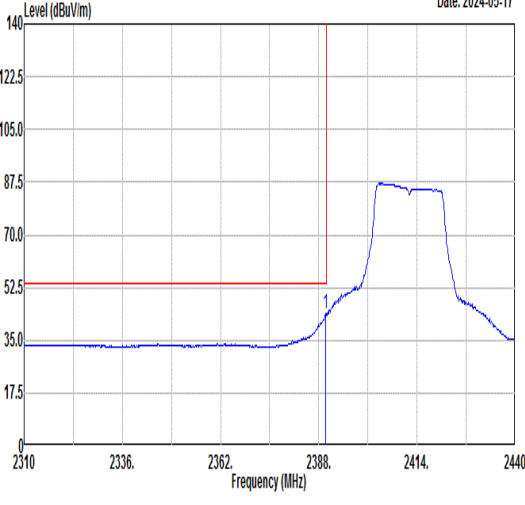
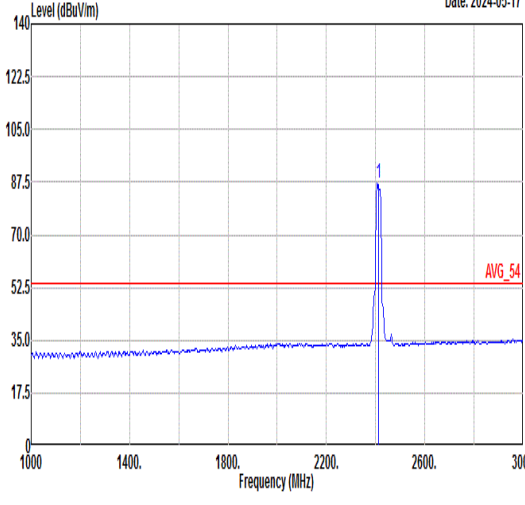


Mode	6																																																																																																	
	Harmonic																																																																																																	
	2400-2483.5_802.11g_CH11_2462MHz																																																																																																	
ANT	SISO																																																																																																	
Pol.	Horizontal	Vertical																																																																																																
Peak Avg	<table border="1"> <thead> <tr> <th>Freq</th> <th>Level</th> <th>Limit</th> <th>Line</th> <th>Margin</th> <th>Read</th> <th>Ant</th> <th>Cable</th> <th>Preamp</th> <th>APos</th> <th>TPos</th> <th>Remark</th> </tr> <tr> <th>MHz</th> <th>dBuV/m</th> <th>dBuV/m</th> <th>dB</th> <th>dBuV</th> <th>dB/m</th> <th>dB</th> <th>dB</th> <th>cm</th> <th>deg</th> <th></th> <th></th> </tr> </thead> <tbody> <tr> <td>1</td> <td>4924.00</td> <td>43.39</td> <td>74.00</td> <td>-30.61</td> <td>63.69</td> <td>36.02</td> <td>8.57</td> <td>64.89</td> <td>---</td> <td>---</td> <td>Peak</td> </tr> <tr> <td>2</td> <td>7386.00</td> <td>44.93</td> <td>74.00</td> <td>-29.07</td> <td>62.76</td> <td>36.85</td> <td>10.18</td> <td>64.86</td> <td>---</td> <td>---</td> <td>Peak</td> </tr> </tbody> </table>	Freq	Level	Limit	Line	Margin	Read	Ant	Cable	Preamp	APos	TPos	Remark	MHz	dBuV/m	dBuV/m	dB	dBuV	dB/m	dB	dB	cm	deg			1	4924.00	43.39	74.00	-30.61	63.69	36.02	8.57	64.89	---	---	Peak	2	7386.00	44.93	74.00	-29.07	62.76	36.85	10.18	64.86	---	---	Peak	<table border="1"> <thead> <tr> <th>Freq</th> <th>Level</th> <th>Limit</th> <th>Line</th> <th>Margin</th> <th>Read</th> <th>Ant</th> <th>Cable</th> <th>Preamp</th> <th>APos</th> <th>TPos</th> <th>Remark</th> </tr> <tr> <th>MHz</th> <th>dBuV/m</th> <th>dBuV/m</th> <th>dB</th> <th>dBuV</th> <th>dB/m</th> <th>dB</th> <th>dB</th> <th>cm</th> <th>deg</th> <th></th> <th></th> </tr> </thead> <tbody> <tr> <td>1</td> <td>4924.00</td> <td>43.37</td> <td>74.00</td> <td>-30.63</td> <td>63.67</td> <td>36.02</td> <td>8.57</td> <td>64.89</td> <td>---</td> <td>---</td> <td>Peak</td> </tr> <tr> <td>2</td> <td>7386.00</td> <td>44.97</td> <td>74.00</td> <td>-29.03</td> <td>62.80</td> <td>36.85</td> <td>10.18</td> <td>64.86</td> <td>---</td> <td>---</td> <td>Peak</td> </tr> </tbody> </table>	Freq	Level	Limit	Line	Margin	Read	Ant	Cable	Preamp	APos	TPos	Remark	MHz	dBuV/m	dBuV/m	dB	dBuV	dB/m	dB	dB	cm	deg			1	4924.00	43.37	74.00	-30.63	63.67	36.02	8.57	64.89	---	---	Peak	2	7386.00	44.97	74.00	-29.03	62.80	36.85	10.18	64.86	---	---	Peak
	Freq	Level	Limit	Line	Margin	Read	Ant	Cable	Preamp	APos	TPos	Remark																																																																																						
MHz	dBuV/m	dBuV/m	dB	dBuV	dB/m	dB	dB	cm	deg																																																																																									
1	4924.00	43.39	74.00	-30.61	63.69	36.02	8.57	64.89	---	---	Peak																																																																																							
2	7386.00	44.93	74.00	-29.07	62.76	36.85	10.18	64.86	---	---	Peak																																																																																							
Freq	Level	Limit	Line	Margin	Read	Ant	Cable	Preamp	APos	TPos	Remark																																																																																							
MHz	dBuV/m	dBuV/m	dB	dBuV	dB/m	dB	dB	cm	deg																																																																																									
1	4924.00	43.37	74.00	-30.63	63.67	36.02	8.57	64.89	---	---	Peak																																																																																							
2	7386.00	44.97	74.00	-29.03	62.80	36.85	10.18	64.86	---	---	Peak																																																																																							



<b>7</b>																																						
<b>Band Edge</b>																																						
<b>2400-2483.5_802.11n_HT20_CH01_2412MHz</b>																																						
<b>SISO</b>																																						
<b>Pol.</b>	<b>Horizontal</b>																																					
<b>Peak</b>	<table border="1"> <thead> <tr> <th>Limit</th> <th>Margin</th> <th>Read</th> <th>Ant</th> <th>Cable</th> <th>Preamp</th> <th>APos</th> <th>TPos</th> <th>Remark</th> </tr> <tr> <th>Freq</th> <th>Level</th> <th>Line</th> <th>(dB)</th> <th>Level</th> <th>Factor</th> <th>Loss</th> <th>Factor</th> <th></th> </tr> <tr> <th>MHz</th> <th>dBuV/m</th> <th>dBuV/m</th> <th>dB</th> <th>dB/m</th> <th>dB</th> <th>dB</th> <th>cm</th> <th>deg</th> </tr> </thead> <tbody> <tr> <td>1</td> <td>2389.82</td> <td>63.73</td> <td>74.00</td> <td>-10.27</td> <td>61.18</td> <td>30.72</td> <td>5.36</td> <td>33.53</td> <td>279 360 PEAK</td> </tr> </tbody> </table>	Limit	Margin	Read	Ant	Cable	Preamp	APos	TPos	Remark	Freq	Level	Line	(dB)	Level	Factor	Loss	Factor		MHz	dBuV/m	dBuV/m	dB	dB/m	dB	dB	cm	deg	1	2389.82	63.73	74.00	-10.27	61.18	30.72	5.36	33.53	279 360 PEAK
	Limit	Margin	Read	Ant	Cable	Preamp	APos	TPos	Remark																													
Freq	Level	Line	(dB)	Level	Factor	Loss	Factor																															
MHz	dBuV/m	dBuV/m	dB	dB/m	dB	dB	cm	deg																														
1	2389.82	63.73	74.00	-10.27	61.18	30.72	5.36	33.53	279 360 PEAK																													
<table border="1"> <thead> <tr> <th>Limit</th> <th>Margin</th> <th>Read</th> <th>Ant</th> <th>Cable</th> <th>Preamp</th> <th>APos</th> <th>TPos</th> <th>Remark</th> </tr> <tr> <th>Freq</th> <th>Level</th> <th>Line</th> <th>(dB)</th> <th>Level</th> <th>Factor</th> <th>Loss</th> <th>Factor</th> <th></th> </tr> <tr> <th>MHz</th> <th>dBuV/m</th> <th>dBuV/m</th> <th>dB</th> <th>dB/m</th> <th>dB</th> <th>dB</th> <th>cm</th> <th>deg</th> </tr> </thead> <tbody> <tr> <td>1</td> <td>2412.00</td> <td>100.51</td> <td>-----</td> <td>-----</td> <td>97.96</td> <td>30.72</td> <td>5.37</td> <td>33.54</td> <td>279 360 PEAK</td> </tr> </tbody> </table>	Limit	Margin	Read	Ant	Cable	Preamp	APos	TPos	Remark	Freq	Level	Line	(dB)	Level	Factor	Loss	Factor		MHz	dBuV/m	dBuV/m	dB	dB/m	dB	dB	cm	deg	1	2412.00	100.51	-----	-----	97.96	30.72	5.37	33.54	279 360 PEAK	
Limit	Margin	Read	Ant	Cable	Preamp	APos	TPos	Remark																														
Freq	Level	Line	(dB)	Level	Factor	Loss	Factor																															
MHz	dBuV/m	dBuV/m	dB	dB/m	dB	dB	cm	deg																														
1	2412.00	100.51	-----	-----	97.96	30.72	5.37	33.54	279 360 PEAK																													
<b>Avg</b>	<table border="1"> <thead> <tr> <th>Limit</th> <th>Margin</th> <th>Read</th> <th>Ant</th> <th>Cable</th> <th>Preamp</th> <th>APos</th> <th>TPos</th> <th>Remark</th> </tr> <tr> <th>Freq</th> <th>Level</th> <th>Line</th> <th>(dB)</th> <th>Level</th> <th>Factor</th> <th>Loss</th> <th>Factor</th> <th></th> </tr> <tr> <th>MHz</th> <th>dBuV/m</th> <th>dBuV/m</th> <th>dB</th> <th>dB/m</th> <th>dB</th> <th>dB</th> <th>cm</th> <th>deg</th> </tr> </thead> <tbody> <tr> <td>1</td> <td>2389.95</td> <td>46.27</td> <td>54.00</td> <td>-7.73</td> <td>43.72</td> <td>30.72</td> <td>5.36</td> <td>33.53</td> <td>279 360 AVERAGE</td> </tr> </tbody> </table>	Limit	Margin	Read	Ant	Cable	Preamp	APos	TPos	Remark	Freq	Level	Line	(dB)	Level	Factor	Loss	Factor		MHz	dBuV/m	dBuV/m	dB	dB/m	dB	dB	cm	deg	1	2389.95	46.27	54.00	-7.73	43.72	30.72	5.36	33.53	279 360 AVERAGE
	Limit	Margin	Read	Ant	Cable	Preamp	APos	TPos	Remark																													
Freq	Level	Line	(dB)	Level	Factor	Loss	Factor																															
MHz	dBuV/m	dBuV/m	dB	dB/m	dB	dB	cm	deg																														
1	2389.95	46.27	54.00	-7.73	43.72	30.72	5.36	33.53	279 360 AVERAGE																													
<table border="1"> <thead> <tr> <th>Limit</th> <th>Margin</th> <th>Read</th> <th>Ant</th> <th>Cable</th> <th>Preamp</th> <th>APos</th> <th>TPos</th> <th>Remark</th> </tr> <tr> <th>Freq</th> <th>Level</th> <th>Line</th> <th>(dB)</th> <th>Level</th> <th>Factor</th> <th>Loss</th> <th>Factor</th> <th></th> </tr> <tr> <th>MHz</th> <th>dBuV/m</th> <th>dBuV/m</th> <th>dB</th> <th>dB/m</th> <th>dB</th> <th>dB</th> <th>cm</th> <th>deg</th> </tr> </thead> <tbody> <tr> <td>1</td> <td>2412.00</td> <td>92.98</td> <td>-----</td> <td>-----</td> <td>90.43</td> <td>30.72</td> <td>5.37</td> <td>33.54</td> <td>279 360 AVERAGE</td> </tr> </tbody> </table>	Limit	Margin	Read	Ant	Cable	Preamp	APos	TPos	Remark	Freq	Level	Line	(dB)	Level	Factor	Loss	Factor		MHz	dBuV/m	dBuV/m	dB	dB/m	dB	dB	cm	deg	1	2412.00	92.98	-----	-----	90.43	30.72	5.37	33.54	279 360 AVERAGE	
Limit	Margin	Read	Ant	Cable	Preamp	APos	TPos	Remark																														
Freq	Level	Line	(dB)	Level	Factor	Loss	Factor																															
MHz	dBuV/m	dBuV/m	dB	dB/m	dB	dB	cm	deg																														
1	2412.00	92.98	-----	-----	90.43	30.72	5.37	33.54	279 360 AVERAGE																													



		7																																																																																
Mode	Band Edge																																																																																	
	2400-2483.5_802.11n HT20_CH01_2412MHz																																																																																	
ANT	SISO																																																																																	
Pol.	Vertical	Fundamental																																																																																
Peak	 <p style="text-align: right;">Date: 2024-05-17</p> <table border="1"> <thead> <tr> <th>Limit</th> <th>Margin</th> <th>Read</th> <th>Ant</th> <th>Cable</th> <th>Preamp</th> <th>APos</th> <th>TPos</th> <th></th> </tr> <tr> <th>Freq</th> <th>Level</th> <th>Line</th> <th>(dB)</th> <th>Level</th> <th>Factor</th> <th>Loss</th> <th>Factor</th> <th>Remark</th> </tr> <tr> <th>MHz</th> <th>dBuV/m</th> <th>dBuV/m</th> <th>dB</th> <th>dBuV</th> <th>dB/m</th> <th>dB</th> <th>dB</th> <th>cm</th> <th>deg</th> </tr> </thead> <tbody> <tr> <td>1</td> <td>2389.82</td> <td>60.01</td> <td>74.00</td> <td>-13.99</td> <td>57.46</td> <td>30.72</td> <td>5.36</td> <td>33.53</td> <td>356</td> <td>327</td> <td>PEAK</td> </tr> </tbody> </table>	Limit	Margin	Read	Ant	Cable	Preamp	APos	TPos		Freq	Level	Line	(dB)	Level	Factor	Loss	Factor	Remark	MHz	dBuV/m	dBuV/m	dB	dBuV	dB/m	dB	dB	cm	deg	1	2389.82	60.01	74.00	-13.99	57.46	30.72	5.36	33.53	356	327	PEAK	 <p style="text-align: right;">Date: 2024-05-17</p> <table border="1"> <thead> <tr> <th>Limit</th> <th>Margin</th> <th>Read</th> <th>Ant</th> <th>Cable</th> <th>Preamp</th> <th>APos</th> <th>TPos</th> <th></th> </tr> <tr> <th>Freq</th> <th>Level</th> <th>Line</th> <th>(dB)</th> <th>Level</th> <th>Factor</th> <th>Loss</th> <th>Factor</th> <th>Remark</th> </tr> <tr> <th>MHz</th> <th>dBuV/m</th> <th>dBuV/m</th> <th>dB</th> <th>dBuV</th> <th>dB/m</th> <th>dB</th> <th>dB</th> <th>cm</th> <th>deg</th> </tr> </thead> <tbody> <tr> <td>1</td> <td>2412.00</td> <td>94.50</td> <td>-----</td> <td>-----</td> <td>91.95</td> <td>30.72</td> <td>5.37</td> <td>33.54</td> <td>356</td> <td>327</td> <td>PEAK</td> </tr> </tbody> </table>	Limit	Margin	Read	Ant	Cable	Preamp	APos	TPos		Freq	Level	Line	(dB)	Level	Factor	Loss	Factor	Remark	MHz	dBuV/m	dBuV/m	dB	dBuV	dB/m	dB	dB	cm	deg	1	2412.00	94.50	-----	-----	91.95	30.72	5.37	33.54	356	327	PEAK
	Limit	Margin	Read	Ant	Cable	Preamp	APos	TPos																																																																										
Freq	Level	Line	(dB)	Level	Factor	Loss	Factor	Remark																																																																										
MHz	dBuV/m	dBuV/m	dB	dBuV	dB/m	dB	dB	cm	deg																																																																									
1	2389.82	60.01	74.00	-13.99	57.46	30.72	5.36	33.53	356	327	PEAK																																																																							
Limit	Margin	Read	Ant	Cable	Preamp	APos	TPos																																																																											
Freq	Level	Line	(dB)	Level	Factor	Loss	Factor	Remark																																																																										
MHz	dBuV/m	dBuV/m	dB	dBuV	dB/m	dB	dB	cm	deg																																																																									
1	2412.00	94.50	-----	-----	91.95	30.72	5.37	33.54	356	327	PEAK																																																																							
Avg	 <p style="text-align: right;">Date: 2024-05-17</p> <table border="1"> <thead> <tr> <th>Limit</th> <th>Margin</th> <th>Read</th> <th>Ant</th> <th>Cable</th> <th>Preamp</th> <th>APos</th> <th>TPos</th> <th></th> </tr> <tr> <th>Freq</th> <th>Level</th> <th>Line</th> <th>(dB)</th> <th>Level</th> <th>Factor</th> <th>Loss</th> <th>Factor</th> <th>Remark</th> </tr> <tr> <th>MHz</th> <th>dBuV/m</th> <th>dBuV/m</th> <th>dB</th> <th>dBuV</th> <th>dB/m</th> <th>dB</th> <th>dB</th> <th>cm</th> <th>deg</th> </tr> </thead> <tbody> <tr> <td>1</td> <td>2389.82</td> <td>43.83</td> <td>54.00</td> <td>-10.17</td> <td>41.28</td> <td>30.72</td> <td>5.36</td> <td>33.53</td> <td>356</td> <td>327</td> <td>AVERAGE</td> </tr> </tbody> </table>	Limit	Margin	Read	Ant	Cable	Preamp	APos	TPos		Freq	Level	Line	(dB)	Level	Factor	Loss	Factor	Remark	MHz	dBuV/m	dBuV/m	dB	dBuV	dB/m	dB	dB	cm	deg	1	2389.82	43.83	54.00	-10.17	41.28	30.72	5.36	33.53	356	327	AVERAGE	 <p style="text-align: right;">Date: 2024-05-17</p> <table border="1"> <thead> <tr> <th>Limit</th> <th>Margin</th> <th>Read</th> <th>Ant</th> <th>Cable</th> <th>Preamp</th> <th>APos</th> <th>TPos</th> <th></th> </tr> <tr> <th>Freq</th> <th>Level</th> <th>Line</th> <th>(dB)</th> <th>Level</th> <th>Factor</th> <th>Loss</th> <th>Factor</th> <th>Remark</th> </tr> <tr> <th>MHz</th> <th>dBuV/m</th> <th>dBuV/m</th> <th>dB</th> <th>dBuV</th> <th>dB/m</th> <th>dB</th> <th>dB</th> <th>cm</th> <th>deg</th> </tr> </thead> <tbody> <tr> <td>1</td> <td>2412.00</td> <td>86.92</td> <td>-----</td> <td>-----</td> <td>84.37</td> <td>30.72</td> <td>5.37</td> <td>33.54</td> <td>356</td> <td>327</td> <td>AVERAGE</td> </tr> </tbody> </table>	Limit	Margin	Read	Ant	Cable	Preamp	APos	TPos		Freq	Level	Line	(dB)	Level	Factor	Loss	Factor	Remark	MHz	dBuV/m	dBuV/m	dB	dBuV	dB/m	dB	dB	cm	deg	1	2412.00	86.92	-----	-----	84.37	30.72	5.37	33.54	356	327	AVERAGE
	Limit	Margin	Read	Ant	Cable	Preamp	APos	TPos																																																																										
Freq	Level	Line	(dB)	Level	Factor	Loss	Factor	Remark																																																																										
MHz	dBuV/m	dBuV/m	dB	dBuV	dB/m	dB	dB	cm	deg																																																																									
1	2389.82	43.83	54.00	-10.17	41.28	30.72	5.36	33.53	356	327	AVERAGE																																																																							
Limit	Margin	Read	Ant	Cable	Preamp	APos	TPos																																																																											
Freq	Level	Line	(dB)	Level	Factor	Loss	Factor	Remark																																																																										
MHz	dBuV/m	dBuV/m	dB	dBuV	dB/m	dB	dB	cm	deg																																																																									
1	2412.00	86.92	-----	-----	84.37	30.72	5.37	33.54	356	327	AVERAGE																																																																							



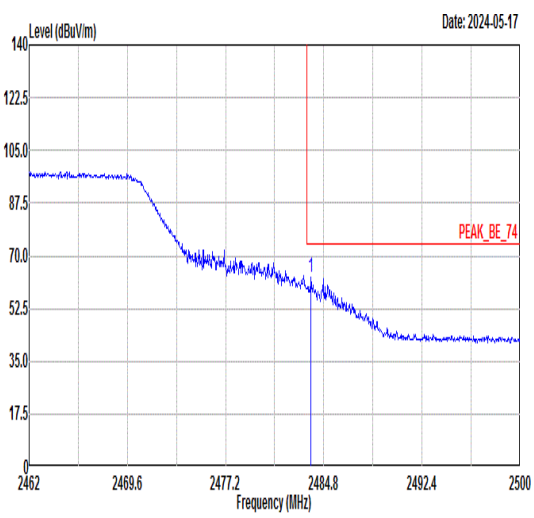
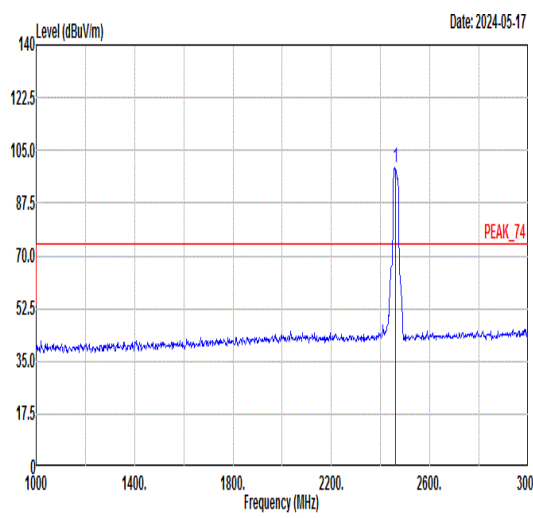
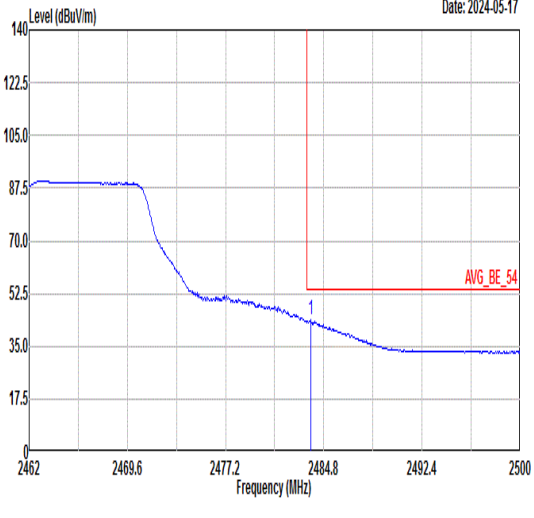
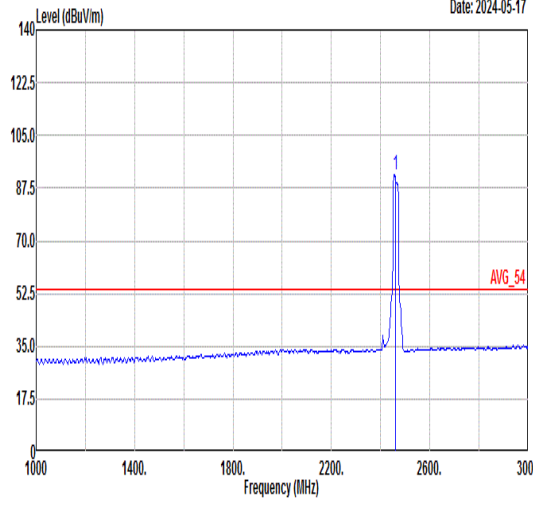
Mode	7																																																																									
	Harmonic																																																																									
	2400-2483.5_802.11n_HT20_CH01_2412MHz																																																																									
ANT	SISO																																																																									
Pol.	Horizontal	Vertical																																																																								
Peak Avg	<table border="1"> <thead> <tr> <th>Limit</th> <th>Read</th> <th>Ant</th> <th>Cable</th> <th>Preamp</th> <th>APos</th> <th>TPos</th> <th>Remark</th> </tr> <tr> <th>Freq</th> <th>Level</th> <th>Line</th> <th>Margin</th> <th>Level</th> <th>Factor</th> <th>Loss</th> <th>Factor</th> </tr> <tr> <th>MHz</th> <th>dBuV/m</th> <th>dBuV/m</th> <th>dB</th> <th>dBuV</th> <th>dB/m</th> <th>dB</th> <th>dB</th> </tr> </thead> <tbody> <tr> <td>1</td> <td>4824.00</td> <td>43.66</td> <td>74.00</td> <td>-30.34</td> <td>63.85</td> <td>35.78</td> <td>8.88</td> <td>64.85</td> <td>---</td> <td>---</td> <td>Peak</td> </tr> </tbody> </table>	Limit	Read	Ant	Cable	Preamp	APos	TPos	Remark	Freq	Level	Line	Margin	Level	Factor	Loss	Factor	MHz	dBuV/m	dBuV/m	dB	dBuV	dB/m	dB	dB	1	4824.00	43.66	74.00	-30.34	63.85	35.78	8.88	64.85	---	---	Peak	<table border="1"> <thead> <tr> <th>Limit</th> <th>Read</th> <th>Ant</th> <th>Cable</th> <th>Preamp</th> <th>APos</th> <th>TPos</th> <th>Remark</th> </tr> <tr> <th>Freq</th> <th>Level</th> <th>Line</th> <th>Margin</th> <th>Level</th> <th>Factor</th> <th>Loss</th> <th>Factor</th> </tr> <tr> <th>MHz</th> <th>dBuV/m</th> <th>dBuV/m</th> <th>dB</th> <th>dBuV</th> <th>dB/m</th> <th>dB</th> <th>dB</th> </tr> </thead> <tbody> <tr> <td>1</td> <td>4824.00</td> <td>43.56</td> <td>74.00</td> <td>-30.44</td> <td>63.75</td> <td>35.78</td> <td>8.88</td> <td>64.85</td> <td>---</td> <td>---</td> <td>Peak</td> </tr> </tbody> </table>	Limit	Read	Ant	Cable	Preamp	APos	TPos	Remark	Freq	Level	Line	Margin	Level	Factor	Loss	Factor	MHz	dBuV/m	dBuV/m	dB	dBuV	dB/m	dB	dB	1	4824.00	43.56	74.00	-30.44	63.75	35.78	8.88	64.85	---	---	Peak
	Limit	Read	Ant	Cable	Preamp	APos	TPos	Remark																																																																		
Freq	Level	Line	Margin	Level	Factor	Loss	Factor																																																																			
MHz	dBuV/m	dBuV/m	dB	dBuV	dB/m	dB	dB																																																																			
1	4824.00	43.66	74.00	-30.34	63.85	35.78	8.88	64.85	---	---	Peak																																																															
Limit	Read	Ant	Cable	Preamp	APos	TPos	Remark																																																																			
Freq	Level	Line	Margin	Level	Factor	Loss	Factor																																																																			
MHz	dBuV/m	dBuV/m	dB	dBuV	dB/m	dB	dB																																																																			
1	4824.00	43.56	74.00	-30.44	63.75	35.78	8.88	64.85	---	---	Peak																																																															



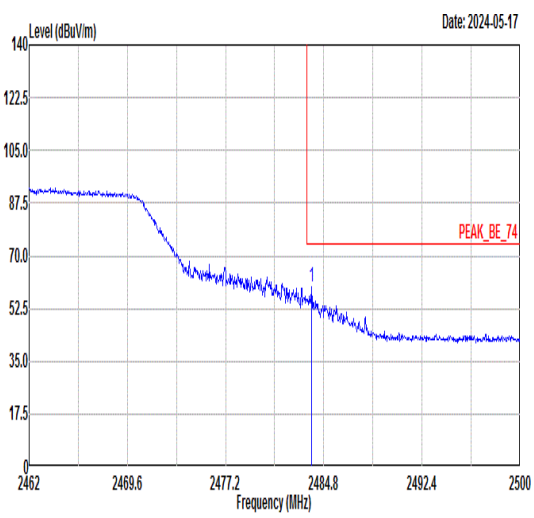
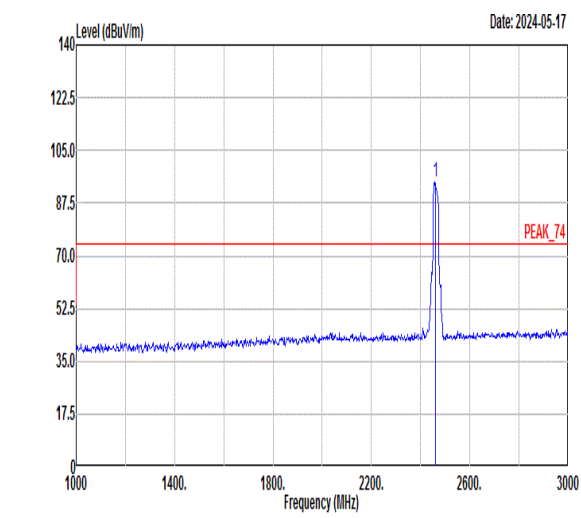
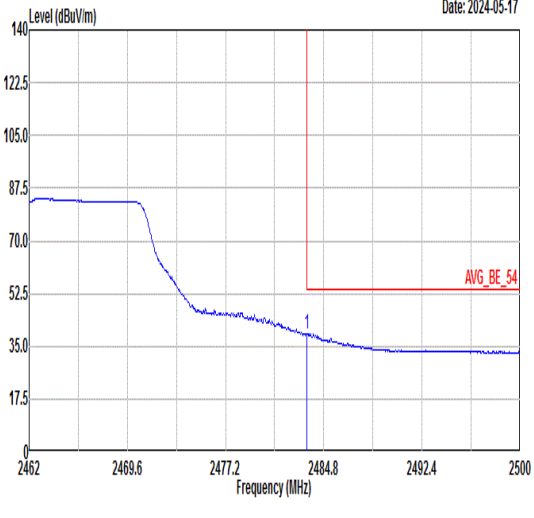
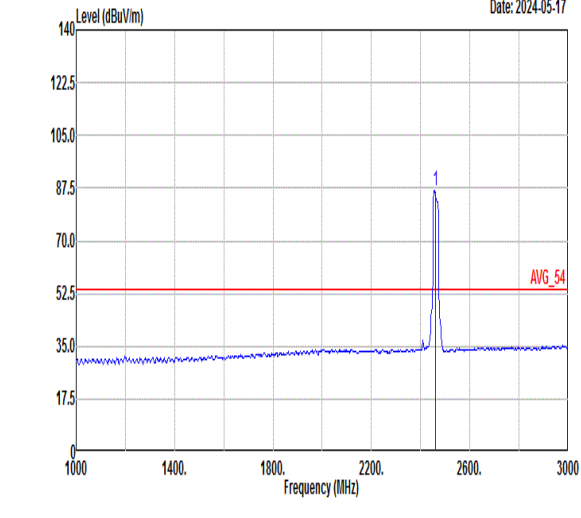
Mode	8																																																																																																	
	Harmonic																																																																																																	
	2400-2483.5_802.11n_HT20_CH06_2437MHz																																																																																																	
ANT	SISO																																																																																																	
Pol.	Horizontal	Vertical																																																																																																
Peak Avg	<p>Date: 2024-05-22</p> <table border="1"> <thead> <tr> <th>Limit</th> <th>Read</th> <th>Ant</th> <th>Cable</th> <th>Preamp</th> <th>APos</th> <th>TPos</th> <th>Remark</th> </tr> <tr> <th>Freq</th> <th>Level</th> <th>Line</th> <th>Margin</th> <th>Level</th> <th>Factor</th> <th>Loss</th> <th>Factor</th> </tr> <tr> <th>MHz</th> <th>dBuV/m</th> <th>dBuV/m</th> <th>dB</th> <th>dBuV</th> <th>dB/m</th> <th>dB</th> <th>dB</th> </tr> </thead> <tbody> <tr> <td>1</td> <td>4874.00</td> <td>43.74</td> <td>74.00</td> <td>-30.26</td> <td>63.99</td> <td>35.90</td> <td>8.72</td> <td>64.87</td> <td>---</td> <td>---</td> <td>Peak</td> </tr> <tr> <td>2</td> <td>7311.00</td> <td>46.42</td> <td>74.00</td> <td>-27.58</td> <td>64.22</td> <td>36.88</td> <td>10.18</td> <td>64.86</td> <td>---</td> <td>---</td> <td>Peak</td> </tr> </tbody> </table>	Limit	Read	Ant	Cable	Preamp	APos	TPos	Remark	Freq	Level	Line	Margin	Level	Factor	Loss	Factor	MHz	dBuV/m	dBuV/m	dB	dBuV	dB/m	dB	dB	1	4874.00	43.74	74.00	-30.26	63.99	35.90	8.72	64.87	---	---	Peak	2	7311.00	46.42	74.00	-27.58	64.22	36.88	10.18	64.86	---	---	Peak	<p>Date: 2024-05-22</p> <table border="1"> <thead> <tr> <th>Limit</th> <th>Read</th> <th>Ant</th> <th>Cable</th> <th>Preamp</th> <th>APos</th> <th>TPos</th> <th>Remark</th> </tr> <tr> <th>Freq</th> <th>Level</th> <th>Line</th> <th>Margin</th> <th>Level</th> <th>Factor</th> <th>Loss</th> <th>Factor</th> </tr> <tr> <th>MHz</th> <th>dBuV/m</th> <th>dBuV/m</th> <th>dB</th> <th>dBuV</th> <th>dB/m</th> <th>dB</th> <th>dB</th> </tr> </thead> <tbody> <tr> <td>1</td> <td>4874.00</td> <td>43.41</td> <td>74.00</td> <td>-30.59</td> <td>63.66</td> <td>35.90</td> <td>8.72</td> <td>64.87</td> <td>---</td> <td>---</td> <td>Peak</td> </tr> <tr> <td>2</td> <td>7311.00</td> <td>45.14</td> <td>74.00</td> <td>-28.86</td> <td>62.94</td> <td>36.88</td> <td>10.18</td> <td>64.86</td> <td>---</td> <td>---</td> <td>Peak</td> </tr> </tbody> </table>	Limit	Read	Ant	Cable	Preamp	APos	TPos	Remark	Freq	Level	Line	Margin	Level	Factor	Loss	Factor	MHz	dBuV/m	dBuV/m	dB	dBuV	dB/m	dB	dB	1	4874.00	43.41	74.00	-30.59	63.66	35.90	8.72	64.87	---	---	Peak	2	7311.00	45.14	74.00	-28.86	62.94	36.88	10.18	64.86	---	---	Peak
	Limit	Read	Ant	Cable	Preamp	APos	TPos	Remark																																																																																										
Freq	Level	Line	Margin	Level	Factor	Loss	Factor																																																																																											
MHz	dBuV/m	dBuV/m	dB	dBuV	dB/m	dB	dB																																																																																											
1	4874.00	43.74	74.00	-30.26	63.99	35.90	8.72	64.87	---	---	Peak																																																																																							
2	7311.00	46.42	74.00	-27.58	64.22	36.88	10.18	64.86	---	---	Peak																																																																																							
Limit	Read	Ant	Cable	Preamp	APos	TPos	Remark																																																																																											
Freq	Level	Line	Margin	Level	Factor	Loss	Factor																																																																																											
MHz	dBuV/m	dBuV/m	dB	dBuV	dB/m	dB	dB																																																																																											
1	4874.00	43.41	74.00	-30.59	63.66	35.90	8.72	64.87	---	---	Peak																																																																																							
2	7311.00	45.14	74.00	-28.86	62.94	36.88	10.18	64.86	---	---	Peak																																																																																							





Mode	9																																																																															
	Band Edge																																																																															
	2400-2483.5_802.11n_HT20_CH11_2462MHz																																																																															
ANT	SISO																																																																															
Pol.	Horizontal	Fundamental																																																																														
Peak	 <p style="text-align: right;">Date: 2024-05-17</p> <table border="1"> <thead> <tr> <th>Limit</th> <th>Margin</th> <th>Read</th> <th>Ant</th> <th>Cable</th> <th>Preamp</th> <th>APos</th> <th>TPos</th> <th>Remark</th> </tr> <tr> <th>Freq</th> <th>Level</th> <th>Line</th> <th>(dB)</th> <th>Level</th> <th>Factor</th> <th>Loss</th> <th>Factor</th> <th></th> </tr> <tr> <th>MHz</th> <th>dBuV/m</th> <th>dBuV/m</th> <th>dB</th> <th>dBuV</th> <th>dB/m</th> <th>dB</th> <th>dB</th> <th>cm</th> <th>deg</th> </tr> </thead> <tbody> <tr> <td>1</td> <td>2483.81</td> <td>62.79</td> <td>74.00</td> <td>-11.21</td> <td>60.22</td> <td>30.70</td> <td>5.46</td> <td>33.59</td> <td>337</td> <td>0 PEAK</td> </tr> </tbody> </table>	Limit	Margin	Read	Ant	Cable	Preamp	APos	TPos	Remark	Freq	Level	Line	(dB)	Level	Factor	Loss	Factor		MHz	dBuV/m	dBuV/m	dB	dBuV	dB/m	dB	dB	cm	deg	1	2483.81	62.79	74.00	-11.21	60.22	30.70	5.46	33.59	337	0 PEAK	 <p style="text-align: right;">Date: 2024-05-17</p> <table border="1"> <thead> <tr> <th>Limit</th> <th>Margin</th> <th>Read</th> <th>Ant</th> <th>Cable</th> <th>Preamp</th> <th>APos</th> <th>TPos</th> <th>Remark</th> </tr> <tr> <th>Freq</th> <th>Level</th> <th>Line</th> <th>(dB)</th> <th>Level</th> <th>Factor</th> <th>Loss</th> <th>Factor</th> <th></th> </tr> <tr> <th>MHz</th> <th>dBuV/m</th> <th>dBuV/m</th> <th>dB</th> <th>dBuV</th> <th>dB/m</th> <th>dB</th> <th>dB</th> <th>cm</th> <th>deg</th> </tr> </thead> <tbody> <tr> <td>1</td> <td>2462.00</td> <td>99.21</td> <td>-----</td> <td>-----</td> <td>96.64</td> <td>30.71</td> <td>5.43</td> <td>33.57</td> <td>337</td> <td>0 PEAK</td> </tr> </tbody> </table>	Limit	Margin	Read	Ant	Cable	Preamp	APos	TPos	Remark	Freq	Level	Line	(dB)	Level	Factor	Loss	Factor		MHz	dBuV/m	dBuV/m	dB	dBuV	dB/m	dB	dB	cm	deg	1	2462.00	99.21	-----	-----	96.64	30.71	5.43	33.57	337	0 PEAK
	Limit	Margin	Read	Ant	Cable	Preamp	APos	TPos	Remark																																																																							
Freq	Level	Line	(dB)	Level	Factor	Loss	Factor																																																																									
MHz	dBuV/m	dBuV/m	dB	dBuV	dB/m	dB	dB	cm	deg																																																																							
1	2483.81	62.79	74.00	-11.21	60.22	30.70	5.46	33.59	337	0 PEAK																																																																						
Limit	Margin	Read	Ant	Cable	Preamp	APos	TPos	Remark																																																																								
Freq	Level	Line	(dB)	Level	Factor	Loss	Factor																																																																									
MHz	dBuV/m	dBuV/m	dB	dBuV	dB/m	dB	dB	cm	deg																																																																							
1	2462.00	99.21	-----	-----	96.64	30.71	5.43	33.57	337	0 PEAK																																																																						
Avg	 <p style="text-align: right;">Date: 2024-05-17</p> <table border="1"> <thead> <tr> <th>Limit</th> <th>Margin</th> <th>Read</th> <th>Ant</th> <th>Cable</th> <th>Preamp</th> <th>APos</th> <th>TPos</th> <th>Remark</th> </tr> <tr> <th>Freq</th> <th>Level</th> <th>Line</th> <th>(dB)</th> <th>Level</th> <th>Factor</th> <th>Loss</th> <th>Factor</th> <th></th> </tr> <tr> <th>MHz</th> <th>dBuV/m</th> <th>dBuV/m</th> <th>dB</th> <th>dBuV</th> <th>dB/m</th> <th>dB</th> <th>dB</th> <th>cm</th> <th>deg</th> </tr> </thead> <tbody> <tr> <td>1</td> <td>2483.77</td> <td>43.60</td> <td>54.00</td> <td>-10.40</td> <td>41.03</td> <td>30.70</td> <td>5.46</td> <td>33.59</td> <td>337</td> <td>0 AVERAGE</td> </tr> </tbody> </table>	Limit	Margin	Read	Ant	Cable	Preamp	APos	TPos	Remark	Freq	Level	Line	(dB)	Level	Factor	Loss	Factor		MHz	dBuV/m	dBuV/m	dB	dBuV	dB/m	dB	dB	cm	deg	1	2483.77	43.60	54.00	-10.40	41.03	30.70	5.46	33.59	337	0 AVERAGE	 <p style="text-align: right;">Date: 2024-05-17</p> <table border="1"> <thead> <tr> <th>Limit</th> <th>Margin</th> <th>Read</th> <th>Ant</th> <th>Cable</th> <th>Preamp</th> <th>APos</th> <th>TPos</th> <th>Remark</th> </tr> <tr> <th>Freq</th> <th>Level</th> <th>Line</th> <th>(dB)</th> <th>Level</th> <th>Factor</th> <th>Loss</th> <th>Factor</th> <th></th> </tr> <tr> <th>MHz</th> <th>dBuV/m</th> <th>dBuV/m</th> <th>dB</th> <th>dBuV</th> <th>dB/m</th> <th>dB</th> <th>dB</th> <th>cm</th> <th>deg</th> </tr> </thead> <tbody> <tr> <td>1</td> <td>2462.00</td> <td>91.87</td> <td>-----</td> <td>-----</td> <td>89.30</td> <td>30.71</td> <td>5.43</td> <td>33.57</td> <td>337</td> <td>0 AVERAGE</td> </tr> </tbody> </table>	Limit	Margin	Read	Ant	Cable	Preamp	APos	TPos	Remark	Freq	Level	Line	(dB)	Level	Factor	Loss	Factor		MHz	dBuV/m	dBuV/m	dB	dBuV	dB/m	dB	dB	cm	deg	1	2462.00	91.87	-----	-----	89.30	30.71	5.43	33.57	337	0 AVERAGE
Limit	Margin	Read	Ant	Cable	Preamp	APos	TPos	Remark																																																																								
Freq	Level	Line	(dB)	Level	Factor	Loss	Factor																																																																									
MHz	dBuV/m	dBuV/m	dB	dBuV	dB/m	dB	dB	cm	deg																																																																							
1	2483.77	43.60	54.00	-10.40	41.03	30.70	5.46	33.59	337	0 AVERAGE																																																																						
Limit	Margin	Read	Ant	Cable	Preamp	APos	TPos	Remark																																																																								
Freq	Level	Line	(dB)	Level	Factor	Loss	Factor																																																																									
MHz	dBuV/m	dBuV/m	dB	dBuV	dB/m	dB	dB	cm	deg																																																																							
1	2462.00	91.87	-----	-----	89.30	30.71	5.43	33.57	337	0 AVERAGE																																																																						



Mode	9																																																																																	
	Band Edge																																																																																	
	2400-2483.5_802.11n_HT20_CH11_2462MHz																																																																																	
ANT	SISO																																																																																	
Pol.	Vertical	Fundamental																																																																																
Peak	 <p style="text-align: right;">Date: 2024-05-17</p> <table border="1"> <thead> <tr> <th>Limit</th> <th>Margin</th> <th>Read</th> <th>Ant</th> <th>Cable</th> <th>Preamp</th> <th>APos</th> <th>TPos</th> <th></th> </tr> <tr> <th>Freq</th> <th>Level</th> <th>Line</th> <th>(dB)</th> <th>Level</th> <th>Factor</th> <th>Loss</th> <th>Factor</th> <th>Remark</th> </tr> <tr> <th>MHz</th> <th>dBuV/m</th> <th>dBuV/m</th> <th>dB</th> <th>dBuV</th> <th>dB/m</th> <th>dB</th> <th>dB</th> <th>cm</th> <th>deg</th> </tr> </thead> <tbody> <tr> <td>1</td> <td>2483.85</td> <td>59.56</td> <td>74.00</td> <td>-14.44</td> <td>56.99</td> <td>30.70</td> <td>5.46</td> <td>33.59</td> <td>300</td> <td>331</td> <td>PEAK</td> </tr> </tbody> </table>	Limit	Margin	Read	Ant	Cable	Preamp	APos	TPos		Freq	Level	Line	(dB)	Level	Factor	Loss	Factor	Remark	MHz	dBuV/m	dBuV/m	dB	dBuV	dB/m	dB	dB	cm	deg	1	2483.85	59.56	74.00	-14.44	56.99	30.70	5.46	33.59	300	331	PEAK	 <p style="text-align: right;">Date: 2024-05-17</p> <table border="1"> <thead> <tr> <th>Limit</th> <th>Margin</th> <th>Read</th> <th>Ant</th> <th>Cable</th> <th>Preamp</th> <th>APos</th> <th>TPos</th> <th></th> </tr> <tr> <th>Freq</th> <th>Level</th> <th>Line</th> <th>(dB)</th> <th>Level</th> <th>Factor</th> <th>Loss</th> <th>Factor</th> <th>Remark</th> </tr> <tr> <th>MHz</th> <th>dBuV/m</th> <th>dBuV/m</th> <th>dB</th> <th>dBuV</th> <th>dB/m</th> <th>dB</th> <th>dB</th> <th>cm</th> <th>deg</th> </tr> </thead> <tbody> <tr> <td>1</td> <td>2462.00</td> <td>94.46</td> <td>-----</td> <td>-----</td> <td>91.89</td> <td>30.71</td> <td>5.43</td> <td>33.57</td> <td>300</td> <td>331</td> <td>PEAK</td> </tr> </tbody> </table>	Limit	Margin	Read	Ant	Cable	Preamp	APos	TPos		Freq	Level	Line	(dB)	Level	Factor	Loss	Factor	Remark	MHz	dBuV/m	dBuV/m	dB	dBuV	dB/m	dB	dB	cm	deg	1	2462.00	94.46	-----	-----	91.89	30.71	5.43	33.57	300	331	PEAK
	Limit	Margin	Read	Ant	Cable	Preamp	APos	TPos																																																																										
Freq	Level	Line	(dB)	Level	Factor	Loss	Factor	Remark																																																																										
MHz	dBuV/m	dBuV/m	dB	dBuV	dB/m	dB	dB	cm	deg																																																																									
1	2483.85	59.56	74.00	-14.44	56.99	30.70	5.46	33.59	300	331	PEAK																																																																							
Limit	Margin	Read	Ant	Cable	Preamp	APos	TPos																																																																											
Freq	Level	Line	(dB)	Level	Factor	Loss	Factor	Remark																																																																										
MHz	dBuV/m	dBuV/m	dB	dBuV	dB/m	dB	dB	cm	deg																																																																									
1	2462.00	94.46	-----	-----	91.89	30.71	5.43	33.57	300	331	PEAK																																																																							
Avg	 <p style="text-align: right;">Date: 2024-05-17</p> <table border="1"> <thead> <tr> <th>Limit</th> <th>Margin</th> <th>Read</th> <th>Ant</th> <th>Cable</th> <th>Preamp</th> <th>APos</th> <th>TPos</th> <th></th> </tr> <tr> <th>Freq</th> <th>Level</th> <th>Line</th> <th>(dB)</th> <th>Level</th> <th>Factor</th> <th>Loss</th> <th>Factor</th> <th>Remark</th> </tr> <tr> <th>MHz</th> <th>dBuV/m</th> <th>dBuV/m</th> <th>dB</th> <th>dBuV</th> <th>dB/m</th> <th>dB</th> <th>dB</th> <th>cm</th> <th>deg</th> </tr> </thead> <tbody> <tr> <td>1</td> <td>2483.51</td> <td>39.26</td> <td>54.00</td> <td>-14.74</td> <td>36.69</td> <td>30.70</td> <td>5.46</td> <td>33.59</td> <td>300</td> <td>331</td> <td>AVERAGE</td> </tr> </tbody> </table>	Limit	Margin	Read	Ant	Cable	Preamp	APos	TPos		Freq	Level	Line	(dB)	Level	Factor	Loss	Factor	Remark	MHz	dBuV/m	dBuV/m	dB	dBuV	dB/m	dB	dB	cm	deg	1	2483.51	39.26	54.00	-14.74	36.69	30.70	5.46	33.59	300	331	AVERAGE	 <p style="text-align: right;">Date: 2024-05-17</p> <table border="1"> <thead> <tr> <th>Limit</th> <th>Margin</th> <th>Read</th> <th>Ant</th> <th>Cable</th> <th>Preamp</th> <th>APos</th> <th>TPos</th> <th></th> </tr> <tr> <th>Freq</th> <th>Level</th> <th>Line</th> <th>(dB)</th> <th>Level</th> <th>Factor</th> <th>Loss</th> <th>Factor</th> <th>Remark</th> </tr> <tr> <th>MHz</th> <th>dBuV/m</th> <th>dBuV/m</th> <th>dB</th> <th>dBuV</th> <th>dB/m</th> <th>dB</th> <th>dB</th> <th>cm</th> <th>deg</th> </tr> </thead> <tbody> <tr> <td>1</td> <td>2462.00</td> <td>86.81</td> <td>-----</td> <td>-----</td> <td>84.24</td> <td>30.71</td> <td>5.43</td> <td>33.57</td> <td>300</td> <td>331</td> <td>AVERAGE</td> </tr> </tbody> </table>	Limit	Margin	Read	Ant	Cable	Preamp	APos	TPos		Freq	Level	Line	(dB)	Level	Factor	Loss	Factor	Remark	MHz	dBuV/m	dBuV/m	dB	dBuV	dB/m	dB	dB	cm	deg	1	2462.00	86.81	-----	-----	84.24	30.71	5.43	33.57	300	331	AVERAGE
Limit	Margin	Read	Ant	Cable	Preamp	APos	TPos																																																																											
Freq	Level	Line	(dB)	Level	Factor	Loss	Factor	Remark																																																																										
MHz	dBuV/m	dBuV/m	dB	dBuV	dB/m	dB	dB	cm	deg																																																																									
1	2483.51	39.26	54.00	-14.74	36.69	30.70	5.46	33.59	300	331	AVERAGE																																																																							
Limit	Margin	Read	Ant	Cable	Preamp	APos	TPos																																																																											
Freq	Level	Line	(dB)	Level	Factor	Loss	Factor	Remark																																																																										
MHz	dBuV/m	dBuV/m	dB	dBuV	dB/m	dB	dB	cm	deg																																																																									
1	2462.00	86.81	-----	-----	84.24	30.71	5.43	33.57	300	331	AVERAGE																																																																							



Mode	9																																																																																																					
	Harmonic																																																																																																					
	2400-2483.5_802.11n HT20_CH11_2462MHz																																																																																																					
ANT	SISO																																																																																																					
Pol.	Horizontal	Vertical																																																																																																				
Peak Avg	<table border="1"> <thead> <tr> <th>Limit</th> <th>Read</th> <th>Ant</th> <th>Cable</th> <th>Preamp</th> <th>APos</th> <th>TPos</th> <th>Remark</th> </tr> <tr> <th>Freq</th> <th>Level</th> <th>Line</th> <th>Margin</th> <th>Level</th> <th>Factor</th> <th>Loss</th> <th>Factor</th> </tr> <tr> <th>MHz</th> <th>dBuV/m</th> <th>dBuV/m</th> <th>dB</th> <th>dBuV</th> <th>dB/m</th> <th>dB</th> <th>dB</th> <th>cm</th> <th>deg</th> </tr> </thead> <tbody> <tr> <td>1</td> <td>4924.00</td> <td>44.80</td> <td>74.00</td> <td>-29.20</td> <td>65.10</td> <td>36.02</td> <td>8.57</td> <td>64.89</td> <td>---</td> <td>---</td> <td>Peak</td> </tr> <tr> <td>2</td> <td>7386.00</td> <td>46.73</td> <td>74.00</td> <td>-27.27</td> <td>64.56</td> <td>36.85</td> <td>10.18</td> <td>64.86</td> <td>---</td> <td>---</td> <td>Peak</td> </tr> </tbody> </table>	Limit	Read	Ant	Cable	Preamp	APos	TPos	Remark	Freq	Level	Line	Margin	Level	Factor	Loss	Factor	MHz	dBuV/m	dBuV/m	dB	dBuV	dB/m	dB	dB	cm	deg	1	4924.00	44.80	74.00	-29.20	65.10	36.02	8.57	64.89	---	---	Peak	2	7386.00	46.73	74.00	-27.27	64.56	36.85	10.18	64.86	---	---	Peak	<table border="1"> <thead> <tr> <th>Limit</th> <th>Read</th> <th>Ant</th> <th>Cable</th> <th>Preamp</th> <th>APos</th> <th>TPos</th> <th>Remark</th> </tr> <tr> <th>Freq</th> <th>Level</th> <th>Line</th> <th>Margin</th> <th>Level</th> <th>Factor</th> <th>Loss</th> <th>Factor</th> </tr> <tr> <th>MHz</th> <th>dBuV/m</th> <th>dBuV/m</th> <th>dB</th> <th>dBuV</th> <th>dB/m</th> <th>dB</th> <th>dB</th> <th>cm</th> <th>deg</th> </tr> </thead> <tbody> <tr> <td>1</td> <td>4924.00</td> <td>43.11</td> <td>74.00</td> <td>-30.89</td> <td>63.41</td> <td>36.02</td> <td>8.57</td> <td>64.89</td> <td>---</td> <td>---</td> <td>Peak</td> </tr> <tr> <td>2</td> <td>7386.00</td> <td>46.75</td> <td>74.00</td> <td>-27.25</td> <td>64.58</td> <td>36.85</td> <td>10.18</td> <td>64.86</td> <td>---</td> <td>---</td> <td>Peak</td> </tr> </tbody> </table>	Limit	Read	Ant	Cable	Preamp	APos	TPos	Remark	Freq	Level	Line	Margin	Level	Factor	Loss	Factor	MHz	dBuV/m	dBuV/m	dB	dBuV	dB/m	dB	dB	cm	deg	1	4924.00	43.11	74.00	-30.89	63.41	36.02	8.57	64.89	---	---	Peak	2	7386.00	46.75	74.00	-27.25	64.58	36.85	10.18	64.86	---	---	Peak
	Limit	Read	Ant	Cable	Preamp	APos	TPos	Remark																																																																																														
Freq	Level	Line	Margin	Level	Factor	Loss	Factor																																																																																															
MHz	dBuV/m	dBuV/m	dB	dBuV	dB/m	dB	dB	cm	deg																																																																																													
1	4924.00	44.80	74.00	-29.20	65.10	36.02	8.57	64.89	---	---	Peak																																																																																											
2	7386.00	46.73	74.00	-27.27	64.56	36.85	10.18	64.86	---	---	Peak																																																																																											
Limit	Read	Ant	Cable	Preamp	APos	TPos	Remark																																																																																															
Freq	Level	Line	Margin	Level	Factor	Loss	Factor																																																																																															
MHz	dBuV/m	dBuV/m	dB	dBuV	dB/m	dB	dB	cm	deg																																																																																													
1	4924.00	43.11	74.00	-30.89	63.41	36.02	8.57	64.89	---	---	Peak																																																																																											
2	7386.00	46.75	74.00	-27.25	64.58	36.85	10.18	64.86	---	---	Peak																																																																																											

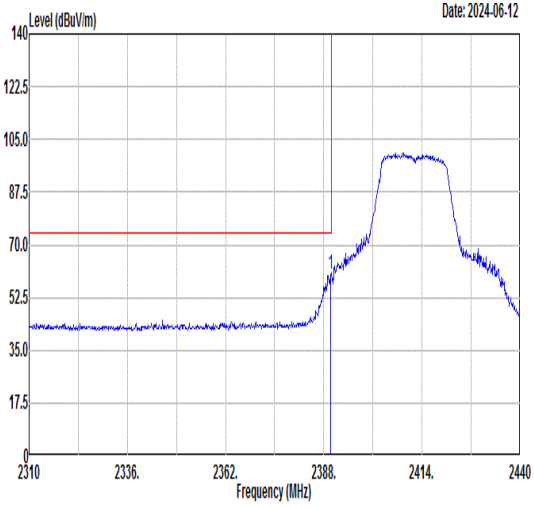
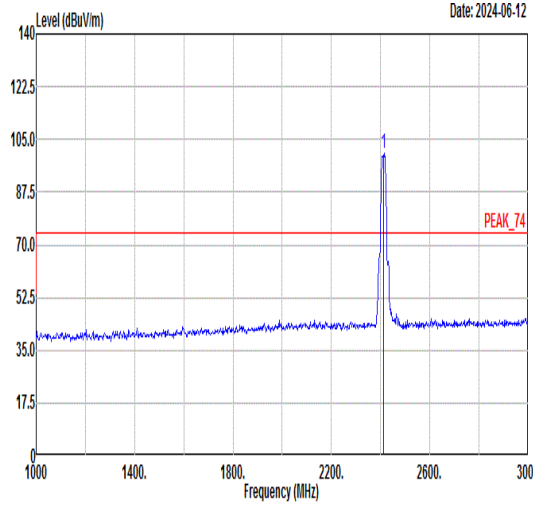
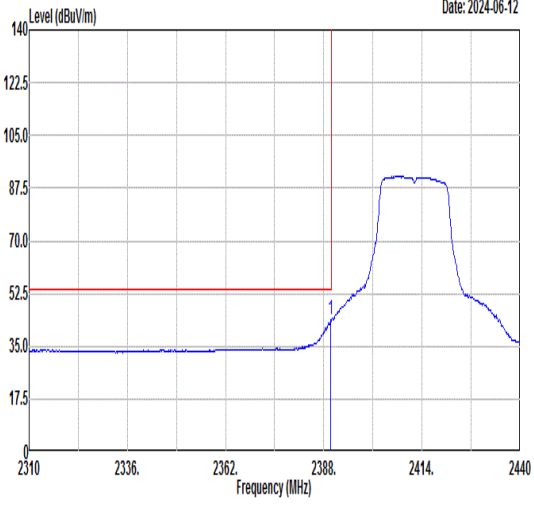
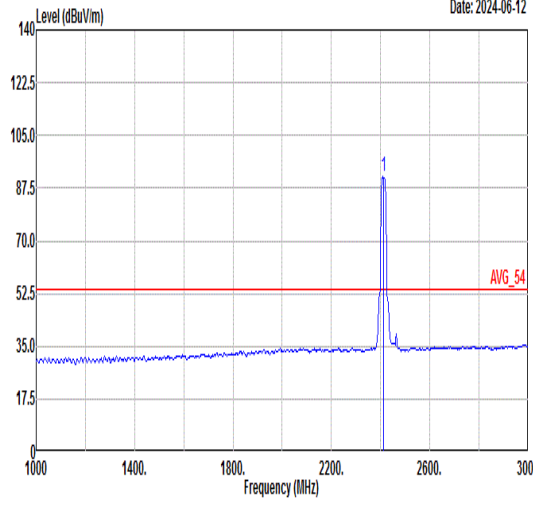


Mode	10																																																																																																																																																																																																	
	LF																																																																																																																																																																																																	
	2400-2483.5_802.11n HT20_CH01_2412MHz																																																																																																																																																																																																	
ANT	SISO																																																																																																																																																																																																	
Pol.	Horizontal	Vertical																																																																																																																																																																																																
QP/ Peak	<p>Date: 2024-05-18</p> <table border="1"> <thead> <tr> <th>Limit</th> <th>Read</th> <th>Ant</th> <th>Cable</th> <th>Preamp</th> <th>APos</th> <th>TPos</th> <th>Remark</th> </tr> <tr> <th>Freq Level Line Margin</th> <th>Level</th> <th>Factor</th> <th>Loss Factor</th> <th></th> <th></th> <th></th> <th></th> </tr> <tr> <th>MHz dBuV/m dBuV/m dB</th> <th>dBuV</th> <th>dB/m</th> <th>dB</th> <th>dB</th> <th>cm</th> <th>deg</th> <th></th> </tr> </thead> <tbody> <tr><td>1</td><td>30.00</td><td>24.14</td><td>40.00</td><td>-15.86</td><td>30.31</td><td>24.90</td><td>0.53</td><td>31.60</td><td>---</td><td>---</td><td>Peak</td></tr> <tr><td>2</td><td>147.37</td><td>18.97</td><td>43.50</td><td>-24.53</td><td>32.37</td><td>17.07</td><td>1.24</td><td>31.71</td><td>---</td><td>---</td><td>Peak</td></tr> <tr><td>3</td><td>519.85</td><td>25.68</td><td>46.00</td><td>-20.32</td><td>30.63</td><td>23.99</td><td>2.38</td><td>31.32</td><td>---</td><td>---</td><td>Peak</td></tr> <tr><td>4</td><td>729.37</td><td>28.13</td><td>46.00</td><td>-17.87</td><td>31.04</td><td>25.48</td><td>2.81</td><td>31.20</td><td>---</td><td>---</td><td>Peak</td></tr> <tr><td>5</td><td>830.25</td><td>29.95</td><td>46.00</td><td>-16.05</td><td>31.55</td><td>26.49</td><td>3.01</td><td>31.10</td><td>---</td><td>---</td><td>Peak</td></tr> <tr><td>6</td><td>938.89</td><td>30.56</td><td>46.00</td><td>-15.44</td><td>31.12</td><td>27.05</td><td>3.21</td><td>30.82</td><td>---</td><td>---</td><td>Peak</td></tr> </tbody> </table>	Limit	Read	Ant	Cable	Preamp	APos	TPos	Remark	Freq Level Line Margin	Level	Factor	Loss Factor					MHz dBuV/m dBuV/m dB	dBuV	dB/m	dB	dB	cm	deg		1	30.00	24.14	40.00	-15.86	30.31	24.90	0.53	31.60	---	---	Peak	2	147.37	18.97	43.50	-24.53	32.37	17.07	1.24	31.71	---	---	Peak	3	519.85	25.68	46.00	-20.32	30.63	23.99	2.38	31.32	---	---	Peak	4	729.37	28.13	46.00	-17.87	31.04	25.48	2.81	31.20	---	---	Peak	5	830.25	29.95	46.00	-16.05	31.55	26.49	3.01	31.10	---	---	Peak	6	938.89	30.56	46.00	-15.44	31.12	27.05	3.21	30.82	---	---	Peak	<p>Date: 2024-05-18</p> <table border="1"> <thead> <tr> <th>Limit</th> <th>Read</th> <th>Ant</th> <th>Cable</th> <th>Preamp</th> <th>APos</th> <th>TPos</th> <th>Remark</th> </tr> <tr> <th>Freq Level Line Margin</th> <th>Level</th> <th>Factor</th> <th>Loss Factor</th> <th></th> <th></th> <th></th> <th></th> </tr> <tr> <th>MHz dBuV/m dBuV/m dB</th> <th>dBuV</th> <th>dB/m</th> <th>dB</th> <th>dB</th> <th>cm</th> <th>deg</th> <th></th> </tr> </thead> <tbody> <tr><td>1</td><td>30.97</td><td>29.55</td><td>40.00</td><td>-10.45</td><td>36.26</td><td>24.37</td><td>0.54</td><td>31.62</td><td>---</td><td>---</td><td>Peak</td></tr> <tr><td>2</td><td>159.01</td><td>19.25</td><td>43.50</td><td>-24.25</td><td>33.37</td><td>16.27</td><td>1.29</td><td>31.68</td><td>---</td><td>---</td><td>Peak</td></tr> <tr><td>3</td><td>384.05</td><td>22.97</td><td>46.00</td><td>-23.03</td><td>30.97</td><td>21.41</td><td>2.06</td><td>31.47</td><td>---</td><td>---</td><td>Peak</td></tr> <tr><td>4</td><td>644.01</td><td>27.99</td><td>46.00</td><td>-18.01</td><td>31.61</td><td>24.93</td><td>2.64</td><td>31.19</td><td>---</td><td>---</td><td>Peak</td></tr> <tr><td>5</td><td>810.85</td><td>29.54</td><td>46.00</td><td>-16.46</td><td>31.25</td><td>26.43</td><td>2.96</td><td>31.10</td><td>---</td><td>---</td><td>Peak</td></tr> <tr><td>6</td><td>886.51</td><td>30.28</td><td>46.00</td><td>-15.72</td><td>31.44</td><td>26.66</td><td>3.13</td><td>30.95</td><td>---</td><td>---</td><td>Peak</td></tr> </tbody> </table>	Limit	Read	Ant	Cable	Preamp	APos	TPos	Remark	Freq Level Line Margin	Level	Factor	Loss Factor					MHz dBuV/m dBuV/m dB	dBuV	dB/m	dB	dB	cm	deg		1	30.97	29.55	40.00	-10.45	36.26	24.37	0.54	31.62	---	---	Peak	2	159.01	19.25	43.50	-24.25	33.37	16.27	1.29	31.68	---	---	Peak	3	384.05	22.97	46.00	-23.03	30.97	21.41	2.06	31.47	---	---	Peak	4	644.01	27.99	46.00	-18.01	31.61	24.93	2.64	31.19	---	---	Peak	5	810.85	29.54	46.00	-16.46	31.25	26.43	2.96	31.10	---	---	Peak	6	886.51	30.28	46.00	-15.72	31.44	26.66	3.13	30.95	---	---	Peak
	Limit	Read	Ant	Cable	Preamp	APos	TPos	Remark																																																																																																																																																																																										
Freq Level Line Margin	Level	Factor	Loss Factor																																																																																																																																																																																															
MHz dBuV/m dBuV/m dB	dBuV	dB/m	dB	dB	cm	deg																																																																																																																																																																																												
1	30.00	24.14	40.00	-15.86	30.31	24.90	0.53	31.60	---	---	Peak																																																																																																																																																																																							
2	147.37	18.97	43.50	-24.53	32.37	17.07	1.24	31.71	---	---	Peak																																																																																																																																																																																							
3	519.85	25.68	46.00	-20.32	30.63	23.99	2.38	31.32	---	---	Peak																																																																																																																																																																																							
4	729.37	28.13	46.00	-17.87	31.04	25.48	2.81	31.20	---	---	Peak																																																																																																																																																																																							
5	830.25	29.95	46.00	-16.05	31.55	26.49	3.01	31.10	---	---	Peak																																																																																																																																																																																							
6	938.89	30.56	46.00	-15.44	31.12	27.05	3.21	30.82	---	---	Peak																																																																																																																																																																																							
Limit	Read	Ant	Cable	Preamp	APos	TPos	Remark																																																																																																																																																																																											
Freq Level Line Margin	Level	Factor	Loss Factor																																																																																																																																																																																															
MHz dBuV/m dBuV/m dB	dBuV	dB/m	dB	dB	cm	deg																																																																																																																																																																																												
1	30.97	29.55	40.00	-10.45	36.26	24.37	0.54	31.62	---	---	Peak																																																																																																																																																																																							
2	159.01	19.25	43.50	-24.25	33.37	16.27	1.29	31.68	---	---	Peak																																																																																																																																																																																							
3	384.05	22.97	46.00	-23.03	30.97	21.41	2.06	31.47	---	---	Peak																																																																																																																																																																																							
4	644.01	27.99	46.00	-18.01	31.61	24.93	2.64	31.19	---	---	Peak																																																																																																																																																																																							
5	810.85	29.54	46.00	-16.46	31.25	26.43	2.96	31.10	---	---	Peak																																																																																																																																																																																							
6	886.51	30.28	46.00	-15.72	31.44	26.66	3.13	30.95	---	---	Peak																																																																																																																																																																																							



Mode	11																																																																															
	Band Edge																																																																															
	2400-2483.5_802.11n HT20_CH01_Full RU_2412MHz																																																																															
ANT	SISO																																																																															
Pol.	Horizontal	Fundamental																																																																														
Peak	<table border="1"> <thead> <tr> <th>Limit</th> <th>Margin</th> <th>Read</th> <th>Ant</th> <th>Cable</th> <th>Preamp</th> <th>APos</th> <th>TPos</th> <th></th> </tr> <tr> <th>Freq</th> <th>Level</th> <th>Line</th> <th>(dB)</th> <th>Level</th> <th>Factor</th> <th>Loss</th> <th>Factor</th> <th>Remark</th> </tr> <tr> <th>MHz</th> <th>dBuV/m</th> <th>dBuV/m</th> <th>dB</th> <th>dBuV</th> <th>dB/m</th> <th>dB</th> <th>dB</th> <th>cm</th> </tr> </thead> <tbody> <tr> <td>1</td> <td>2389.69</td> <td>61.96</td> <td>74.00</td> <td>-12.04</td> <td>59.41</td> <td>30.72</td> <td>5.36</td> <td>33.53</td> <td>332</td> <td>360</td> <td>PEAK</td> </tr> </tbody> </table>	Limit	Margin	Read	Ant	Cable	Preamp	APos	TPos		Freq	Level	Line	(dB)	Level	Factor	Loss	Factor	Remark	MHz	dBuV/m	dBuV/m	dB	dBuV	dB/m	dB	dB	cm	1	2389.69	61.96	74.00	-12.04	59.41	30.72	5.36	33.53	332	360	PEAK	<table border="1"> <thead> <tr> <th>Limit</th> <th>Margin</th> <th>Read</th> <th>Ant</th> <th>Cable</th> <th>Preamp</th> <th>APos</th> <th>TPos</th> <th></th> </tr> <tr> <th>Freq</th> <th>Level</th> <th>Line</th> <th>(dB)</th> <th>Level</th> <th>Factor</th> <th>Loss</th> <th>Factor</th> <th>Remark</th> </tr> <tr> <th>MHz</th> <th>dBuV/m</th> <th>dBuV/m</th> <th>dB</th> <th>dBuV</th> <th>dB/m</th> <th>dB</th> <th>dB</th> <th>cm</th> </tr> </thead> <tbody> <tr> <td>1</td> <td>2412.00</td> <td>97.35</td> <td>-----</td> <td>-----</td> <td>94.80</td> <td>30.72</td> <td>5.37</td> <td>33.54</td> <td>332</td> <td>360</td> <td>PEAK</td> </tr> </tbody> </table>	Limit	Margin	Read	Ant	Cable	Preamp	APos	TPos		Freq	Level	Line	(dB)	Level	Factor	Loss	Factor	Remark	MHz	dBuV/m	dBuV/m	dB	dBuV	dB/m	dB	dB	cm	1	2412.00	97.35	-----	-----	94.80	30.72	5.37	33.54	332	360	PEAK
	Limit	Margin	Read	Ant	Cable	Preamp	APos	TPos																																																																								
Freq	Level	Line	(dB)	Level	Factor	Loss	Factor	Remark																																																																								
MHz	dBuV/m	dBuV/m	dB	dBuV	dB/m	dB	dB	cm																																																																								
1	2389.69	61.96	74.00	-12.04	59.41	30.72	5.36	33.53	332	360	PEAK																																																																					
Limit	Margin	Read	Ant	Cable	Preamp	APos	TPos																																																																									
Freq	Level	Line	(dB)	Level	Factor	Loss	Factor	Remark																																																																								
MHz	dBuV/m	dBuV/m	dB	dBuV	dB/m	dB	dB	cm																																																																								
1	2412.00	97.35	-----	-----	94.80	30.72	5.37	33.54	332	360	PEAK																																																																					
Avg	<table border="1"> <thead> <tr> <th>Limit</th> <th>Margin</th> <th>Read</th> <th>Ant</th> <th>Cable</th> <th>Preamp</th> <th>APos</th> <th>TPos</th> <th></th> </tr> <tr> <th>Freq</th> <th>Level</th> <th>Line</th> <th>(dB)</th> <th>Level</th> <th>Factor</th> <th>Loss</th> <th>Factor</th> <th>Remark</th> </tr> <tr> <th>MHz</th> <th>dBuV/m</th> <th>dBuV/m</th> <th>dB</th> <th>dBuV</th> <th>dB/m</th> <th>dB</th> <th>dB</th> <th>cm</th> </tr> </thead> <tbody> <tr> <td>1</td> <td>2389.95</td> <td>43.12</td> <td>54.00</td> <td>-10.88</td> <td>40.57</td> <td>30.72</td> <td>5.36</td> <td>33.53</td> <td>332</td> <td>360</td> <td>AVERAGE</td> </tr> </tbody> </table>	Limit	Margin	Read	Ant	Cable	Preamp	APos	TPos		Freq	Level	Line	(dB)	Level	Factor	Loss	Factor	Remark	MHz	dBuV/m	dBuV/m	dB	dBuV	dB/m	dB	dB	cm	1	2389.95	43.12	54.00	-10.88	40.57	30.72	5.36	33.53	332	360	AVERAGE	<table border="1"> <thead> <tr> <th>Limit</th> <th>Margin</th> <th>Read</th> <th>Ant</th> <th>Cable</th> <th>Preamp</th> <th>APos</th> <th>TPos</th> <th></th> </tr> <tr> <th>Freq</th> <th>Level</th> <th>Line</th> <th>(dB)</th> <th>Level</th> <th>Factor</th> <th>Loss</th> <th>Factor</th> <th>Remark</th> </tr> <tr> <th>MHz</th> <th>dBuV/m</th> <th>dBuV/m</th> <th>dB</th> <th>dBuV</th> <th>dB/m</th> <th>dB</th> <th>dB</th> <th>cm</th> </tr> </thead> <tbody> <tr> <td>1</td> <td>2412.00</td> <td>88.25</td> <td>-----</td> <td>-----</td> <td>85.70</td> <td>30.72</td> <td>5.37</td> <td>33.54</td> <td>332</td> <td>360</td> <td>AVERAGE</td> </tr> </tbody> </table>	Limit	Margin	Read	Ant	Cable	Preamp	APos	TPos		Freq	Level	Line	(dB)	Level	Factor	Loss	Factor	Remark	MHz	dBuV/m	dBuV/m	dB	dBuV	dB/m	dB	dB	cm	1	2412.00	88.25	-----	-----	85.70	30.72	5.37	33.54	332	360	AVERAGE
Limit	Margin	Read	Ant	Cable	Preamp	APos	TPos																																																																									
Freq	Level	Line	(dB)	Level	Factor	Loss	Factor	Remark																																																																								
MHz	dBuV/m	dBuV/m	dB	dBuV	dB/m	dB	dB	cm																																																																								
1	2389.95	43.12	54.00	-10.88	40.57	30.72	5.36	33.53	332	360	AVERAGE																																																																					
Limit	Margin	Read	Ant	Cable	Preamp	APos	TPos																																																																									
Freq	Level	Line	(dB)	Level	Factor	Loss	Factor	Remark																																																																								
MHz	dBuV/m	dBuV/m	dB	dBuV	dB/m	dB	dB	cm																																																																								
1	2412.00	88.25	-----	-----	85.70	30.72	5.37	33.54	332	360	AVERAGE																																																																					



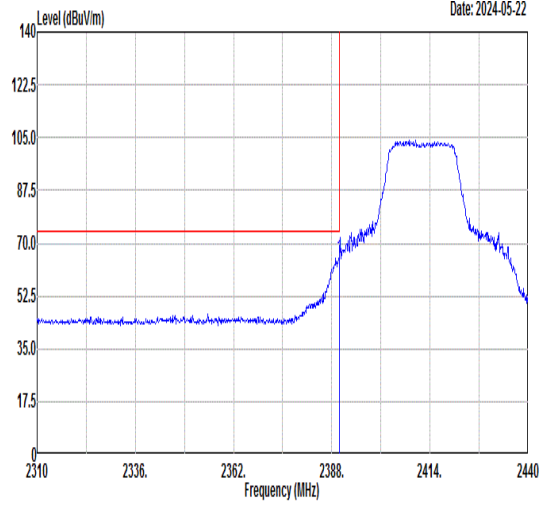
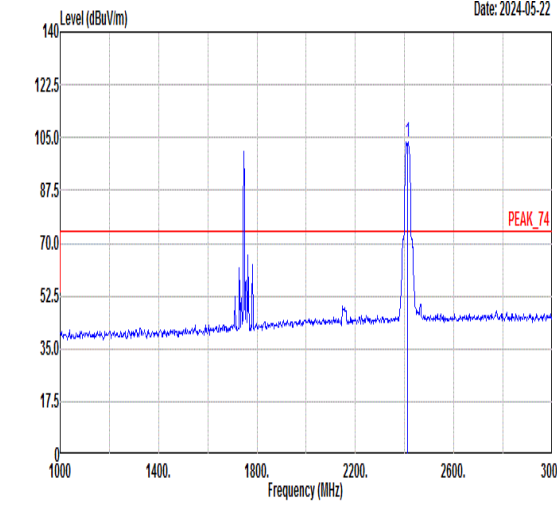
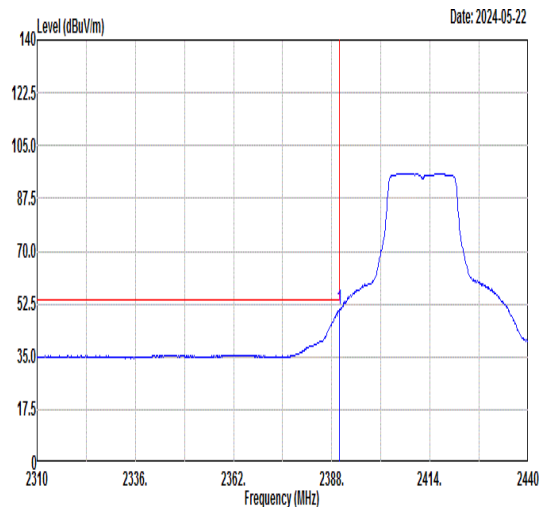
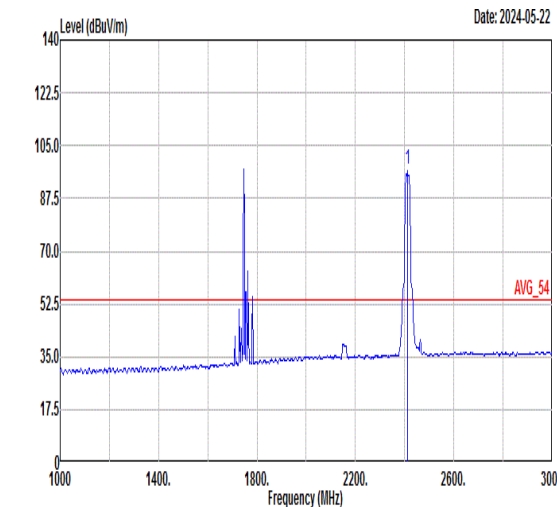
Mode	11																																																																																																	
	Band Edge																																																																																																	
	2400-2483.5_802.11n HT20_CH01_Full RU_2412MHz																																																																																																	
ANT	SISO																																																																																																	
Pol.	Vertical	Fundamental																																																																																																
Peak	 <p style="text-align: right;">Date: 2024-06-12</p> <table border="1"> <thead> <tr> <th>Limit</th> <th>Margin</th> <th>Read</th> <th>Ant</th> <th>Cable</th> <th>Preamp</th> <th>APos</th> <th>TPos</th> <th></th> </tr> <tr> <th>Freq</th> <th>Level</th> <th>Line</th> <th>(dB)</th> <th>Level</th> <th>Factor</th> <th>Loss</th> <th>Factor</th> <th>Remark</th> </tr> <tr> <th>MHz</th> <th>dBuV/m</th> <th>dBuV/m</th> <th>dB</th> <th>dBuV</th> <th>dB/m</th> <th>dB</th> <th>dB</th> <th>cm</th> </tr> <tr> <th></th> <th></th> <th></th> <th></th> <th></th> <th></th> <th></th> <th></th> <th>deg</th> </tr> </thead> <tbody> <tr> <td>1</td> <td>2389.82</td> <td>60.49</td> <td>74.00</td> <td>-13.51</td> <td>57.94</td> <td>30.72</td> <td>5.36</td> <td>33.53</td> <td>300</td> <td>109</td> <td>PEAK</td> </tr> </tbody> </table>	Limit	Margin	Read	Ant	Cable	Preamp	APos	TPos		Freq	Level	Line	(dB)	Level	Factor	Loss	Factor	Remark	MHz	dBuV/m	dBuV/m	dB	dBuV	dB/m	dB	dB	cm									deg	1	2389.82	60.49	74.00	-13.51	57.94	30.72	5.36	33.53	300	109	PEAK	 <p style="text-align: right;">Date: 2024-06-12</p> <table border="1"> <thead> <tr> <th>Limit</th> <th>Margin</th> <th>Read</th> <th>Ant</th> <th>Cable</th> <th>Preamp</th> <th>APos</th> <th>TPos</th> <th></th> </tr> <tr> <th>Freq</th> <th>Level</th> <th>Line</th> <th>(dB)</th> <th>Level</th> <th>Factor</th> <th>Loss</th> <th>Factor</th> <th>Remark</th> </tr> <tr> <th>MHz</th> <th>dBuV/m</th> <th>dBuV/m</th> <th>dB</th> <th>dBuV</th> <th>dB/m</th> <th>dB</th> <th>dB</th> <th>cm</th> </tr> <tr> <th></th> <th></th> <th></th> <th></th> <th></th> <th></th> <th></th> <th></th> <th>deg</th> </tr> </thead> <tbody> <tr> <td>1</td> <td>2412.00</td> <td>100.14</td> <td>-----</td> <td>-----</td> <td>97.59</td> <td>30.72</td> <td>5.38</td> <td>33.55</td> <td>300</td> <td>109</td> <td>PEAK_74</td> </tr> </tbody> </table>	Limit	Margin	Read	Ant	Cable	Preamp	APos	TPos		Freq	Level	Line	(dB)	Level	Factor	Loss	Factor	Remark	MHz	dBuV/m	dBuV/m	dB	dBuV	dB/m	dB	dB	cm									deg	1	2412.00	100.14	-----	-----	97.59	30.72	5.38	33.55	300	109	PEAK_74
	Limit	Margin	Read	Ant	Cable	Preamp	APos	TPos																																																																																										
Freq	Level	Line	(dB)	Level	Factor	Loss	Factor	Remark																																																																																										
MHz	dBuV/m	dBuV/m	dB	dBuV	dB/m	dB	dB	cm																																																																																										
								deg																																																																																										
1	2389.82	60.49	74.00	-13.51	57.94	30.72	5.36	33.53	300	109	PEAK																																																																																							
Limit	Margin	Read	Ant	Cable	Preamp	APos	TPos																																																																																											
Freq	Level	Line	(dB)	Level	Factor	Loss	Factor	Remark																																																																																										
MHz	dBuV/m	dBuV/m	dB	dBuV	dB/m	dB	dB	cm																																																																																										
								deg																																																																																										
1	2412.00	100.14	-----	-----	97.59	30.72	5.38	33.55	300	109	PEAK_74																																																																																							
Avg	 <p style="text-align: right;">Date: 2024-06-12</p> <table border="1"> <thead> <tr> <th>Limit</th> <th>Margin</th> <th>Read</th> <th>Ant</th> <th>Cable</th> <th>Preamp</th> <th>APos</th> <th>TPos</th> <th></th> </tr> <tr> <th>Freq</th> <th>Level</th> <th>Line</th> <th>(dB)</th> <th>Level</th> <th>Factor</th> <th>Loss</th> <th>Factor</th> <th>Remark</th> </tr> <tr> <th>MHz</th> <th>dBuV/m</th> <th>dBuV/m</th> <th>dB</th> <th>dBuV</th> <th>dB/m</th> <th>dB</th> <th>dB</th> <th>cm</th> </tr> <tr> <th></th> <th></th> <th></th> <th></th> <th></th> <th></th> <th></th> <th></th> <th>deg</th> </tr> </thead> <tbody> <tr> <td>1</td> <td>2389.82</td> <td>43.81</td> <td>54.00</td> <td>-10.19</td> <td>41.26</td> <td>30.72</td> <td>5.36</td> <td>33.53</td> <td>300</td> <td>109</td> <td>AVERAGE</td> </tr> </tbody> </table>	Limit	Margin	Read	Ant	Cable	Preamp	APos	TPos		Freq	Level	Line	(dB)	Level	Factor	Loss	Factor	Remark	MHz	dBuV/m	dBuV/m	dB	dBuV	dB/m	dB	dB	cm									deg	1	2389.82	43.81	54.00	-10.19	41.26	30.72	5.36	33.53	300	109	AVERAGE	 <p style="text-align: right;">Date: 2024-06-12</p> <table border="1"> <thead> <tr> <th>Limit</th> <th>Margin</th> <th>Read</th> <th>Ant</th> <th>Cable</th> <th>Preamp</th> <th>APos</th> <th>TPos</th> <th></th> </tr> <tr> <th>Freq</th> <th>Level</th> <th>Line</th> <th>(dB)</th> <th>Level</th> <th>Factor</th> <th>Loss</th> <th>Factor</th> <th>Remark</th> </tr> <tr> <th>MHz</th> <th>dBuV/m</th> <th>dBuV/m</th> <th>dB</th> <th>dBuV</th> <th>dB/m</th> <th>dB</th> <th>dB</th> <th>cm</th> </tr> <tr> <th></th> <th></th> <th></th> <th></th> <th></th> <th></th> <th></th> <th></th> <th>deg</th> </tr> </thead> <tbody> <tr> <td>1</td> <td>2412.00</td> <td>91.21</td> <td>-----</td> <td>-----</td> <td>88.66</td> <td>30.72</td> <td>5.37</td> <td>33.54</td> <td>300</td> <td>109</td> <td>AVERAGE</td> </tr> </tbody> </table>	Limit	Margin	Read	Ant	Cable	Preamp	APos	TPos		Freq	Level	Line	(dB)	Level	Factor	Loss	Factor	Remark	MHz	dBuV/m	dBuV/m	dB	dBuV	dB/m	dB	dB	cm									deg	1	2412.00	91.21	-----	-----	88.66	30.72	5.37	33.54	300	109	AVERAGE
Limit	Margin	Read	Ant	Cable	Preamp	APos	TPos																																																																																											
Freq	Level	Line	(dB)	Level	Factor	Loss	Factor	Remark																																																																																										
MHz	dBuV/m	dBuV/m	dB	dBuV	dB/m	dB	dB	cm																																																																																										
								deg																																																																																										
1	2389.82	43.81	54.00	-10.19	41.26	30.72	5.36	33.53	300	109	AVERAGE																																																																																							
Limit	Margin	Read	Ant	Cable	Preamp	APos	TPos																																																																																											
Freq	Level	Line	(dB)	Level	Factor	Loss	Factor	Remark																																																																																										
MHz	dBuV/m	dBuV/m	dB	dBuV	dB/m	dB	dB	cm																																																																																										
								deg																																																																																										
1	2412.00	91.21	-----	-----	88.66	30.72	5.37	33.54	300	109	AVERAGE																																																																																							



Mode	11																																																																								
	Harmonic																																																																								
	2400-2483.5_802.11n HT20_CH01_Full RU_2412MHz																																																																								
ANT	SISO																																																																								
Pol.	Horizontal	Vertical																																																																							
Peak Avg																																																																									
	<table border="1"> <thead> <tr> <th>Limit</th> <th>Read</th> <th>Ant</th> <th>Cable</th> <th>Preamp</th> <th>APos</th> <th>TPos</th> <th></th> </tr> <tr> <th>Freq</th> <th>Level</th> <th>Line</th> <th>Margin</th> <th>Level</th> <th>Factor</th> <th>Loss</th> <th>Factor</th> </tr> <tr> <th>MHz</th> <th>dBuV/m</th> <th>dBuV/m</th> <th>dB</th> <th>dBuV</th> <th>dB/m</th> <th>dB</th> <th>dB</th> </tr> </thead> <tbody> <tr> <td>1</td> <td>4824.00</td> <td>43.48</td> <td>74.00</td> <td>-30.52</td> <td>63.67</td> <td>35.78</td> <td>8.88</td> <td>64.85</td> <td>---</td> <td>---</td> <td>Peak</td> </tr> </tbody> </table>	Limit	Read	Ant	Cable	Preamp	APos	TPos		Freq	Level	Line	Margin	Level	Factor	Loss	Factor	MHz	dBuV/m	dBuV/m	dB	dBuV	dB/m	dB	dB	1	4824.00	43.48	74.00	-30.52	63.67	35.78	8.88	64.85	---	---	Peak	<table border="1"> <thead> <tr> <th>Limit</th> <th>Read</th> <th>Ant</th> <th>Cable</th> <th>Preamp</th> <th>APos</th> <th>TPos</th> <th></th> </tr> <tr> <th>Freq</th> <th>Level</th> <th>Line</th> <th>Margin</th> <th>Level</th> <th>Factor</th> <th>Loss</th> <th>Factor</th> </tr> <tr> <th>MHz</th> <th>dBuV/m</th> <th>dBuV/m</th> <th>dB</th> <th>dBuV</th> <th>dB/m</th> <th>dB</th> <th>dB</th> </tr> </thead> <tbody> <tr> <td>1</td> <td>4824.00</td> <td>43.03</td> <td>74.00</td> <td>-30.97</td> <td>63.22</td> <td>35.78</td> <td>8.88</td> <td>64.85</td> <td>---</td> <td>---</td> <td>Peak</td> </tr> </tbody> </table>	Limit	Read	Ant	Cable	Preamp	APos	TPos		Freq	Level	Line	Margin	Level	Factor	Loss	Factor	MHz	dBuV/m	dBuV/m	dB	dBuV	dB/m	dB	dB	1	4824.00	43.03	74.00	-30.97	63.22	35.78	8.88	64.85	---	---
Limit	Read	Ant	Cable	Preamp	APos	TPos																																																																			
Freq	Level	Line	Margin	Level	Factor	Loss	Factor																																																																		
MHz	dBuV/m	dBuV/m	dB	dBuV	dB/m	dB	dB																																																																		
1	4824.00	43.48	74.00	-30.52	63.67	35.78	8.88	64.85	---	---	Peak																																																														
Limit	Read	Ant	Cable	Preamp	APos	TPos																																																																			
Freq	Level	Line	Margin	Level	Factor	Loss	Factor																																																																		
MHz	dBuV/m	dBuV/m	dB	dBuV	dB/m	dB	dB																																																																		
1	4824.00	43.03	74.00	-30.97	63.22	35.78	8.88	64.85	---	---	Peak																																																														



Co-location

Mode	12																																																																											
	Band Edge																																																																											
	2400-2483.5_802.11n HT20_CH01_2412MHz+LTE B66 Link CO_TX																																																																											
ANT	SISO																																																																											
Pol.	Horizontal	Fundamental																																																																										
Peak	 <p>Date: 2024-05-22</p> <table border="1"> <thead> <tr> <th>Limit</th> <th>Read</th> <th>Ant</th> <th>Cable</th> <th>Preamp</th> <th>Apos</th> <th>TPos</th> <th>Remark</th> </tr> <tr> <th>Freq</th> <th>Level</th> <th>Line</th> <th>Margin</th> <th>Level</th> <th>Factor</th> <th>Loss Factor</th> <th></th> </tr> <tr> <th>MHz</th> <th>dBuV/m</th> <th>dBuV/m</th> <th>dB</th> <th>dBuV</th> <th>dB/m</th> <th>dB</th> <th>cm</th> <th>deg</th> </tr> </thead> <tbody> <tr> <td>1</td> <td>2389.95</td> <td>65.06</td> <td>74.00</td> <td>-8.94</td> <td>60.81</td> <td>32.42</td> <td>5.36</td> <td>33.53</td> <td>340</td> <td>229</td> <td>PEAK</td> </tr> </tbody> </table>	Limit	Read	Ant	Cable	Preamp	Apos	TPos	Remark	Freq	Level	Line	Margin	Level	Factor	Loss Factor		MHz	dBuV/m	dBuV/m	dB	dBuV	dB/m	dB	cm	deg	1	2389.95	65.06	74.00	-8.94	60.81	32.42	5.36	33.53	340	229	PEAK	 <p>Date: 2024-05-22</p> <table border="1"> <thead> <tr> <th>Limit</th> <th>Read</th> <th>Ant</th> <th>Cable</th> <th>Preamp</th> <th>Apos</th> <th>TPos</th> <th>Remark</th> </tr> <tr> <th>Freq</th> <th>Level</th> <th>Line</th> <th>Margin</th> <th>Level</th> <th>Factor</th> <th>Loss Factor</th> <th></th> </tr> <tr> <th>MHz</th> <th>dBuV/m</th> <th>dBuV/m</th> <th>dB</th> <th>dBuV</th> <th>dB/m</th> <th>dB</th> <th>cm</th> <th>deg</th> </tr> </thead> <tbody> <tr> <td>1</td> <td>2412.00</td> <td>103.70</td> <td>-----</td> <td>-----</td> <td>99.42</td> <td>32.45</td> <td>5.37</td> <td>33.54</td> <td>340</td> <td>229</td> <td>PEAK_74</td> </tr> </tbody> </table>	Limit	Read	Ant	Cable	Preamp	Apos	TPos	Remark	Freq	Level	Line	Margin	Level	Factor	Loss Factor		MHz	dBuV/m	dBuV/m	dB	dBuV	dB/m	dB	cm	deg	1	2412.00	103.70	-----	-----	99.42	32.45	5.37	33.54	340	229	PEAK_74
	Limit	Read	Ant	Cable	Preamp	Apos	TPos	Remark																																																																				
Freq	Level	Line	Margin	Level	Factor	Loss Factor																																																																						
MHz	dBuV/m	dBuV/m	dB	dBuV	dB/m	dB	cm	deg																																																																				
1	2389.95	65.06	74.00	-8.94	60.81	32.42	5.36	33.53	340	229	PEAK																																																																	
Limit	Read	Ant	Cable	Preamp	Apos	TPos	Remark																																																																					
Freq	Level	Line	Margin	Level	Factor	Loss Factor																																																																						
MHz	dBuV/m	dBuV/m	dB	dBuV	dB/m	dB	cm	deg																																																																				
1	2412.00	103.70	-----	-----	99.42	32.45	5.37	33.54	340	229	PEAK_74																																																																	
Avg	 <p>Date: 2024-05-22</p> <table border="1"> <thead> <tr> <th>Limit</th> <th>Read</th> <th>Ant</th> <th>Cable</th> <th>Preamp</th> <th>Apos</th> <th>TPos</th> <th>Remark</th> </tr> <tr> <th>Freq</th> <th>Level</th> <th>Line</th> <th>Margin</th> <th>Level</th> <th>Factor</th> <th>Loss Factor</th> <th></th> </tr> <tr> <th>MHz</th> <th>dBuV/m</th> <th>dBuV/m</th> <th>dB</th> <th>dBuV</th> <th>dB/m</th> <th>dB</th> <th>cm</th> <th>deg</th> </tr> </thead> <tbody> <tr> <td>1</td> <td>2389.95</td> <td>50.63</td> <td>54.00</td> <td>-3.37</td> <td>46.38</td> <td>32.42</td> <td>5.36</td> <td>33.53</td> <td>340</td> <td>229</td> <td>AVERAGE</td> </tr> </tbody> </table>	Limit	Read	Ant	Cable	Preamp	Apos	TPos	Remark	Freq	Level	Line	Margin	Level	Factor	Loss Factor		MHz	dBuV/m	dBuV/m	dB	dBuV	dB/m	dB	cm	deg	1	2389.95	50.63	54.00	-3.37	46.38	32.42	5.36	33.53	340	229	AVERAGE	 <p>Date: 2024-05-22</p> <table border="1"> <thead> <tr> <th>Limit</th> <th>Read</th> <th>Ant</th> <th>Cable</th> <th>Preamp</th> <th>Apos</th> <th>TPos</th> <th>Remark</th> </tr> <tr> <th>Freq</th> <th>Level</th> <th>Line</th> <th>Margin</th> <th>Level</th> <th>Factor</th> <th>Loss Factor</th> <th></th> </tr> <tr> <th>MHz</th> <th>dBuV/m</th> <th>dBuV/m</th> <th>dB</th> <th>dBuV</th> <th>dB/m</th> <th>dB</th> <th>cm</th> <th>deg</th> </tr> </thead> <tbody> <tr> <td>1</td> <td>2412.00</td> <td>97.28</td> <td>-----</td> <td>-----</td> <td>95.95</td> <td>30.63</td> <td>4.61</td> <td>33.91</td> <td>340</td> <td>229</td> <td>AVERAGE</td> </tr> </tbody> </table>	Limit	Read	Ant	Cable	Preamp	Apos	TPos	Remark	Freq	Level	Line	Margin	Level	Factor	Loss Factor		MHz	dBuV/m	dBuV/m	dB	dBuV	dB/m	dB	cm	deg	1	2412.00	97.28	-----	-----	95.95	30.63	4.61	33.91	340	229	AVERAGE
Limit	Read	Ant	Cable	Preamp	Apos	TPos	Remark																																																																					
Freq	Level	Line	Margin	Level	Factor	Loss Factor																																																																						
MHz	dBuV/m	dBuV/m	dB	dBuV	dB/m	dB	cm	deg																																																																				
1	2389.95	50.63	54.00	-3.37	46.38	32.42	5.36	33.53	340	229	AVERAGE																																																																	
Limit	Read	Ant	Cable	Preamp	Apos	TPos	Remark																																																																					
Freq	Level	Line	Margin	Level	Factor	Loss Factor																																																																						
MHz	dBuV/m	dBuV/m	dB	dBuV	dB/m	dB	cm	deg																																																																				
1	2412.00	97.28	-----	-----	95.95	30.63	4.61	33.91	340	229	AVERAGE																																																																	





Mode	12																																																																								
	Band Edge																																																																								
	2400-2483.5_802.11n_HT20_CH01_2412MHz+LTE B66 Link CO_TX																																																																								
ANT	SISO																																																																								
Pol.	Vertical	Fundamental																																																																							
Peak	<table border="1"> <thead> <tr> <th>Limit</th> <th>Read</th> <th>Ant</th> <th>Cable</th> <th>Preamp</th> <th>APos</th> <th>TPos</th> </tr> <tr> <th>Freq</th> <th>Level</th> <th>Line</th> <th>Margin</th> <th>Level</th> <th>Factor</th> <th>Loss Factor</th> <th>Remark</th> </tr> <tr> <th>MHz</th> <th>dBuV/m</th> <th>dBuV/m</th> <th>dB</th> <th>dBuV</th> <th>dB/m</th> <th>dB</th> <th>cm</th> <th>deg</th> </tr> </thead> <tbody> <tr> <td>1</td> <td>2389.69</td> <td>59.19</td> <td>74.00</td> <td>-14.81</td> <td>54.94</td> <td>32.42</td> <td>5.36</td> <td>33.53</td> <td>326</td> <td>296</td> <td>PEAK</td> </tr> </tbody> </table>	Limit	Read	Ant	Cable	Preamp	APos	TPos	Freq	Level	Line	Margin	Level	Factor	Loss Factor	Remark	MHz	dBuV/m	dBuV/m	dB	dBuV	dB/m	dB	cm	deg	1	2389.69	59.19	74.00	-14.81	54.94	32.42	5.36	33.53	326	296	PEAK	<table border="1"> <thead> <tr> <th>Limit</th> <th>Read</th> <th>Ant</th> <th>Cable</th> <th>Preamp</th> <th>APos</th> <th>TPos</th> </tr> <tr> <th>Freq</th> <th>Level</th> <th>Line</th> <th>Margin</th> <th>Level</th> <th>Factor</th> <th>Loss Factor</th> <th>Remark</th> </tr> <tr> <th>MHz</th> <th>dBuV/m</th> <th>dBuV/m</th> <th>dB</th> <th>dBuV</th> <th>dB/m</th> <th>dB</th> <th>cm</th> <th>deg</th> </tr> </thead> <tbody> <tr> <td>1</td> <td>2412.00</td> <td>109.79</td> <td>-----</td> <td>108.46</td> <td>30.63</td> <td>4.61</td> <td>33.91</td> <td>326</td> <td>296</td> <td>PEAK</td> </tr> </tbody> </table>	Limit	Read	Ant	Cable	Preamp	APos	TPos	Freq	Level	Line	Margin	Level	Factor	Loss Factor	Remark	MHz	dBuV/m	dBuV/m	dB	dBuV	dB/m	dB	cm	deg	1	2412.00	109.79	-----	108.46	30.63	4.61	33.91	326	296	PEAK
	Limit	Read	Ant	Cable	Preamp	APos	TPos																																																																		
Freq	Level	Line	Margin	Level	Factor	Loss Factor	Remark																																																																		
MHz	dBuV/m	dBuV/m	dB	dBuV	dB/m	dB	cm	deg																																																																	
1	2389.69	59.19	74.00	-14.81	54.94	32.42	5.36	33.53	326	296	PEAK																																																														
Limit	Read	Ant	Cable	Preamp	APos	TPos																																																																			
Freq	Level	Line	Margin	Level	Factor	Loss Factor	Remark																																																																		
MHz	dBuV/m	dBuV/m	dB	dBuV	dB/m	dB	cm	deg																																																																	
1	2412.00	109.79	-----	108.46	30.63	4.61	33.91	326	296	PEAK																																																															
Avg	<table border="1"> <thead> <tr> <th>Limit</th> <th>Read</th> <th>Ant</th> <th>Cable</th> <th>Preamp</th> <th>APos</th> <th>TPos</th> </tr> <tr> <th>Freq</th> <th>Level</th> <th>Line</th> <th>Margin</th> <th>Level</th> <th>Factor</th> <th>Loss Factor</th> <th>Remark</th> </tr> <tr> <th>MHz</th> <th>dBuV/m</th> <th>dBuV/m</th> <th>dB</th> <th>dBuV</th> <th>dB/m</th> <th>dB</th> <th>cm</th> <th>deg</th> </tr> </thead> <tbody> <tr> <td>1</td> <td>2389.95</td> <td>43.81</td> <td>54.00</td> <td>-10.19</td> <td>39.56</td> <td>32.42</td> <td>5.36</td> <td>33.53</td> <td>326</td> <td>296</td> <td>AVERAGE</td> </tr> </tbody> </table>	Limit	Read	Ant	Cable	Preamp	APos	TPos	Freq	Level	Line	Margin	Level	Factor	Loss Factor	Remark	MHz	dBuV/m	dBuV/m	dB	dBuV	dB/m	dB	cm	deg	1	2389.95	43.81	54.00	-10.19	39.56	32.42	5.36	33.53	326	296	AVERAGE	<table border="1"> <thead> <tr> <th>Limit</th> <th>Read</th> <th>Ant</th> <th>Cable</th> <th>Preamp</th> <th>APos</th> <th>TPos</th> </tr> <tr> <th>Freq</th> <th>Level</th> <th>Line</th> <th>Margin</th> <th>Level</th> <th>Factor</th> <th>Loss Factor</th> <th>Remark</th> </tr> <tr> <th>MHz</th> <th>dBuV/m</th> <th>dBuV/m</th> <th>dB</th> <th>dBuV</th> <th>dB/m</th> <th>dB</th> <th>cm</th> <th>deg</th> </tr> </thead> <tbody> <tr> <td>1</td> <td>2412.00</td> <td>106.08</td> <td>-----</td> <td>104.75</td> <td>30.63</td> <td>4.61</td> <td>33.91</td> <td>326</td> <td>296</td> <td>AVERAGE</td> </tr> </tbody> </table>	Limit	Read	Ant	Cable	Preamp	APos	TPos	Freq	Level	Line	Margin	Level	Factor	Loss Factor	Remark	MHz	dBuV/m	dBuV/m	dB	dBuV	dB/m	dB	cm	deg	1	2412.00	106.08	-----	104.75	30.63	4.61	33.91	326	296	AVERAGE
Limit	Read	Ant	Cable	Preamp	APos	TPos																																																																			
Freq	Level	Line	Margin	Level	Factor	Loss Factor	Remark																																																																		
MHz	dBuV/m	dBuV/m	dB	dBuV	dB/m	dB	cm	deg																																																																	
1	2389.95	43.81	54.00	-10.19	39.56	32.42	5.36	33.53	326	296	AVERAGE																																																														
Limit	Read	Ant	Cable	Preamp	APos	TPos																																																																			
Freq	Level	Line	Margin	Level	Factor	Loss Factor	Remark																																																																		
MHz	dBuV/m	dBuV/m	dB	dBuV	dB/m	dB	cm	deg																																																																	
1	2412.00	106.08	-----	104.75	30.63	4.61	33.91	326	296	AVERAGE																																																															

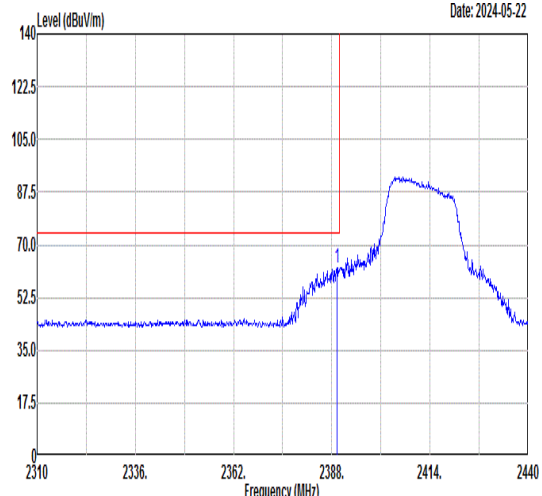
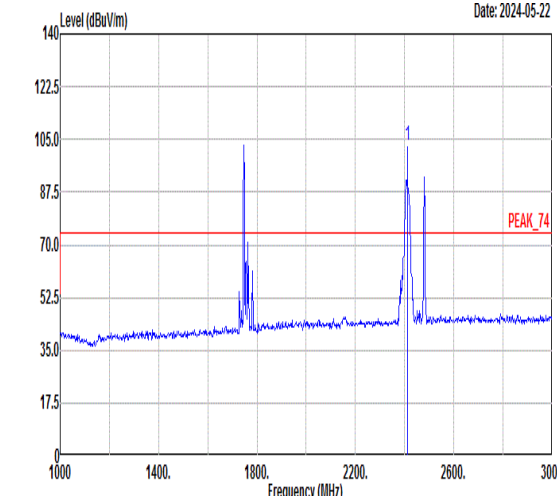
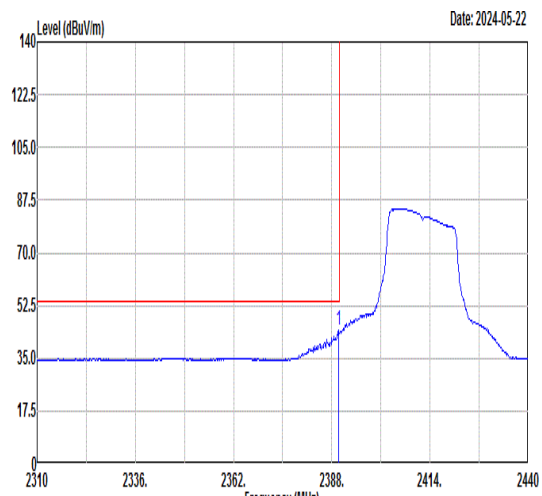
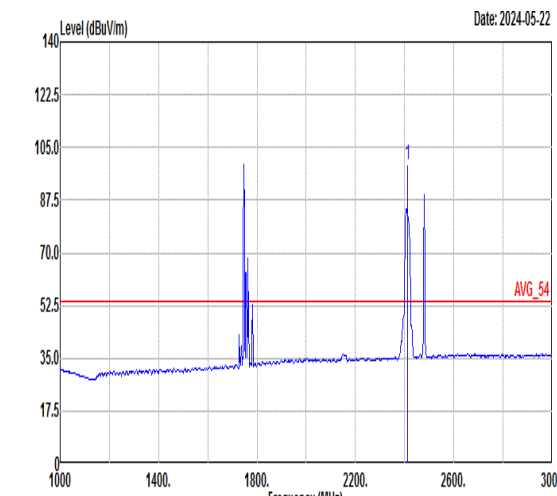


Mode	12																																																							
	Harmonic																																																							
	2400-2483.5_802.11n HT20_CH01_2412MHz+LTE B66 Link CO_TX																																																							
ANT	SISO																																																							
Pol.	Horizontal	Vertical																																																						
Peak Avg	<table border="1"> <thead> <tr> <th>Freq</th> <th>Level</th> <th>Limit</th> <th>ReadAntenna</th> <th>Cable</th> <th>Preamp</th> <th>A/Pos</th> <th>T/Pos</th> <th>Remark</th> </tr> <tr> <th>MHz</th> <th>dBuV/m</th> <th>dB</th> <th>dBuV/m</th> <th>dB/m</th> <th>dB</th> <th>dB</th> <th>cm</th> <th>deg</th> </tr> </thead> <tbody> <tr> <td>1 * 4824.00</td> <td>42.94</td> <td>-31.06</td> <td>74.00</td> <td>63.13</td> <td>35.78</td> <td>8.88</td> <td>64.85</td> <td>--- Peak</td> </tr> </tbody> </table>	Freq	Level	Limit	ReadAntenna	Cable	Preamp	A/Pos	T/Pos	Remark	MHz	dBuV/m	dB	dBuV/m	dB/m	dB	dB	cm	deg	1 * 4824.00	42.94	-31.06	74.00	63.13	35.78	8.88	64.85	--- Peak	<table border="1"> <thead> <tr> <th>Freq</th> <th>Level</th> <th>Limit</th> <th>ReadAntenna</th> <th>Cable</th> <th>Preamp</th> <th>A/Pos</th> <th>T/Pos</th> <th>Remark</th> </tr> <tr> <th>MHz</th> <th>dBuV/m</th> <th>dB</th> <th>dBuV/m</th> <th>dB/m</th> <th>dB</th> <th>dB</th> <th>cm</th> <th>deg</th> </tr> </thead> <tbody> <tr> <td>1 * 4824.00</td> <td>44.07</td> <td>-29.93</td> <td>74.00</td> <td>64.26</td> <td>35.78</td> <td>8.88</td> <td>64.85</td> <td>--- Peak</td> </tr> </tbody> </table>	Freq	Level	Limit	ReadAntenna	Cable	Preamp	A/Pos	T/Pos	Remark	MHz	dBuV/m	dB	dBuV/m	dB/m	dB	dB	cm	deg	1 * 4824.00	44.07	-29.93	74.00	64.26	35.78	8.88	64.85	--- Peak
	Freq	Level	Limit	ReadAntenna	Cable	Preamp	A/Pos	T/Pos	Remark																																															
MHz	dBuV/m	dB	dBuV/m	dB/m	dB	dB	cm	deg																																																
1 * 4824.00	42.94	-31.06	74.00	63.13	35.78	8.88	64.85	--- Peak																																																
Freq	Level	Limit	ReadAntenna	Cable	Preamp	A/Pos	T/Pos	Remark																																																
MHz	dBuV/m	dB	dBuV/m	dB/m	dB	dB	cm	deg																																																
1 * 4824.00	44.07	-29.93	74.00	64.26	35.78	8.88	64.85	--- Peak																																																

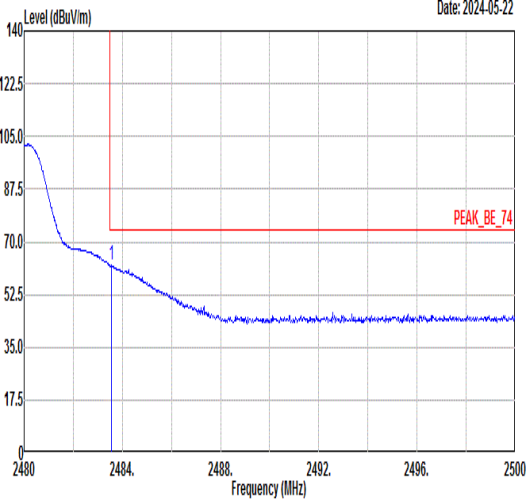
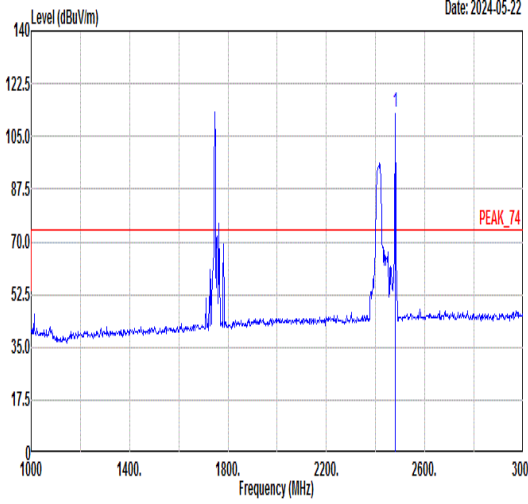
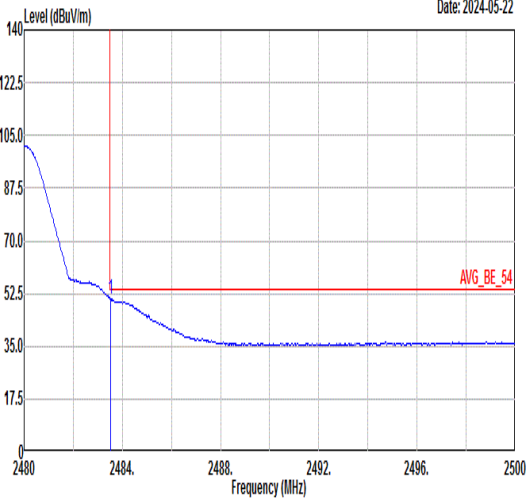
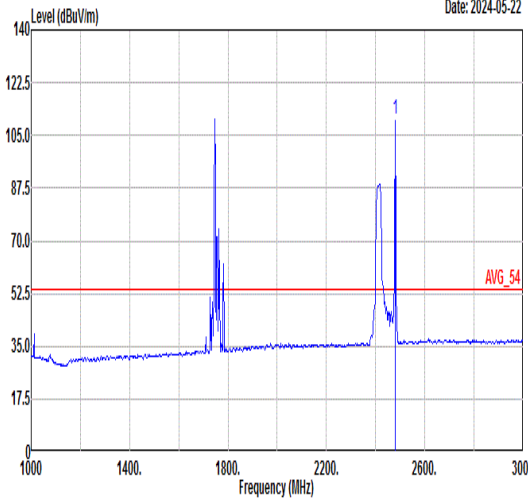


Mode	13																																																																																																	
	Band Edge																																																																																																	
	2400-2483.5_802.11n HT20_CH01_2412MHz+LTE B66 Link + Bluetooth-LE_GSKF_CH39 CO_TX																																																																																																	
ANT	SISO																																																																																																	
Pol.	Horizontal	Fundamental																																																																																																
Peak	<p style="text-align: right;">Date: 2024-05-22</p> <table border="1"> <thead> <tr> <th>Limit</th> <th>Margin</th> <th>Read</th> <th>Ant</th> <th>Cable</th> <th>Preamp</th> <th>APos</th> <th>TPos</th> <th></th> </tr> <tr> <th>Freq</th> <th>Level</th> <th>Line</th> <th>(dB)</th> <th>Level</th> <th>Factor</th> <th>Loss</th> <th>Factor</th> <th>Remark</th> </tr> <tr> <th>MHz</th> <th>dBuV/m</th> <th>dBuV/m</th> <th>dB</th> <th>dBuV</th> <th>dB/m</th> <th>dB</th> <th>dB</th> <th>cm</th> </tr> <tr> <th></th> <th></th> <th></th> <th></th> <th></th> <th></th> <th></th> <th></th> <th>deg</th> </tr> </thead> <tbody> <tr> <td>1</td> <td>2388.39</td> <td>69.67</td> <td>74.00</td> <td>-4.33</td> <td>65.42</td> <td>32.42</td> <td>5.36</td> <td>33.53</td> <td>347</td> <td>0</td> <td>PEAK</td> </tr> </tbody> </table>	Limit	Margin	Read	Ant	Cable	Preamp	APos	TPos		Freq	Level	Line	(dB)	Level	Factor	Loss	Factor	Remark	MHz	dBuV/m	dBuV/m	dB	dBuV	dB/m	dB	dB	cm									deg	1	2388.39	69.67	74.00	-4.33	65.42	32.42	5.36	33.53	347	0	PEAK	<p style="text-align: right;">Date: 2024-05-22</p> <table border="1"> <thead> <tr> <th>Limit</th> <th>Margin</th> <th>Read</th> <th>Ant</th> <th>Cable</th> <th>Preamp</th> <th>APos</th> <th>TPos</th> <th></th> </tr> <tr> <th>Freq</th> <th>Level</th> <th>Line</th> <th>(dB)</th> <th>Level</th> <th>Factor</th> <th>Loss</th> <th>Factor</th> <th>Remark</th> </tr> <tr> <th>MHz</th> <th>dBuV/m</th> <th>dBuV/m</th> <th>dB</th> <th>dBuV</th> <th>dB/m</th> <th>dB</th> <th>dB</th> <th>cm</th> </tr> <tr> <th></th> <th></th> <th></th> <th></th> <th></th> <th></th> <th></th> <th></th> <th>deg</th> </tr> </thead> <tbody> <tr> <td>1</td> <td>2412.00</td> <td>103.10</td> <td>-----</td> <td>-----</td> <td>98.82</td> <td>32.45</td> <td>5.37</td> <td>33.54</td> <td>347</td> <td>0</td> <td>PEAK</td> </tr> </tbody> </table>	Limit	Margin	Read	Ant	Cable	Preamp	APos	TPos		Freq	Level	Line	(dB)	Level	Factor	Loss	Factor	Remark	MHz	dBuV/m	dBuV/m	dB	dBuV	dB/m	dB	dB	cm									deg	1	2412.00	103.10	-----	-----	98.82	32.45	5.37	33.54	347	0	PEAK
	Limit	Margin	Read	Ant	Cable	Preamp	APos	TPos																																																																																										
Freq	Level	Line	(dB)	Level	Factor	Loss	Factor	Remark																																																																																										
MHz	dBuV/m	dBuV/m	dB	dBuV	dB/m	dB	dB	cm																																																																																										
								deg																																																																																										
1	2388.39	69.67	74.00	-4.33	65.42	32.42	5.36	33.53	347	0	PEAK																																																																																							
Limit	Margin	Read	Ant	Cable	Preamp	APos	TPos																																																																																											
Freq	Level	Line	(dB)	Level	Factor	Loss	Factor	Remark																																																																																										
MHz	dBuV/m	dBuV/m	dB	dBuV	dB/m	dB	dB	cm																																																																																										
								deg																																																																																										
1	2412.00	103.10	-----	-----	98.82	32.45	5.37	33.54	347	0	PEAK																																																																																							
Avg	<p style="text-align: right;">Date: 2024-05-22</p> <table border="1"> <thead> <tr> <th>Limit</th> <th>Margin</th> <th>Read</th> <th>Ant</th> <th>Cable</th> <th>Preamp</th> <th>APos</th> <th>TPos</th> <th></th> </tr> <tr> <th>Freq</th> <th>Level</th> <th>Line</th> <th>(dB)</th> <th>Level</th> <th>Factor</th> <th>Loss</th> <th>Factor</th> <th>Remark</th> </tr> <tr> <th>MHz</th> <th>dBuV/m</th> <th>dBuV/m</th> <th>dB</th> <th>dBuV</th> <th>dB/m</th> <th>dB</th> <th>dB</th> <th>cm</th> </tr> <tr> <th></th> <th></th> <th></th> <th></th> <th></th> <th></th> <th></th> <th></th> <th>deg</th> </tr> </thead> <tbody> <tr> <td>1</td> <td>2389.82</td> <td>50.51</td> <td>54.00</td> <td>-3.49</td> <td>46.26</td> <td>32.42</td> <td>5.36</td> <td>33.53</td> <td>347</td> <td>0</td> <td>AVERAGE</td> </tr> </tbody> </table>	Limit	Margin	Read	Ant	Cable	Preamp	APos	TPos		Freq	Level	Line	(dB)	Level	Factor	Loss	Factor	Remark	MHz	dBuV/m	dBuV/m	dB	dBuV	dB/m	dB	dB	cm									deg	1	2389.82	50.51	54.00	-3.49	46.26	32.42	5.36	33.53	347	0	AVERAGE	<p style="text-align: right;">Date: 2024-05-22</p> <table border="1"> <thead> <tr> <th>Limit</th> <th>Margin</th> <th>Read</th> <th>Ant</th> <th>Cable</th> <th>Preamp</th> <th>APos</th> <th>TPos</th> <th></th> </tr> <tr> <th>Freq</th> <th>Level</th> <th>Line</th> <th>(dB)</th> <th>Level</th> <th>Factor</th> <th>Loss</th> <th>Factor</th> <th>Remark</th> </tr> <tr> <th>MHz</th> <th>dBuV/m</th> <th>dBuV/m</th> <th>dB</th> <th>dBuV</th> <th>dB/m</th> <th>dB</th> <th>dB</th> <th>cm</th> </tr> <tr> <th></th> <th></th> <th></th> <th></th> <th></th> <th></th> <th></th> <th></th> <th>deg</th> </tr> </thead> <tbody> <tr> <td>1</td> <td>2412.00</td> <td>99.45</td> <td>-----</td> <td>-----</td> <td>98.12</td> <td>30.63</td> <td>4.61</td> <td>33.91</td> <td>347</td> <td>0</td> <td>AVERAGE</td> </tr> </tbody> </table>	Limit	Margin	Read	Ant	Cable	Preamp	APos	TPos		Freq	Level	Line	(dB)	Level	Factor	Loss	Factor	Remark	MHz	dBuV/m	dBuV/m	dB	dBuV	dB/m	dB	dB	cm									deg	1	2412.00	99.45	-----	-----	98.12	30.63	4.61	33.91	347	0	AVERAGE
Limit	Margin	Read	Ant	Cable	Preamp	APos	TPos																																																																																											
Freq	Level	Line	(dB)	Level	Factor	Loss	Factor	Remark																																																																																										
MHz	dBuV/m	dBuV/m	dB	dBuV	dB/m	dB	dB	cm																																																																																										
								deg																																																																																										
1	2389.82	50.51	54.00	-3.49	46.26	32.42	5.36	33.53	347	0	AVERAGE																																																																																							
Limit	Margin	Read	Ant	Cable	Preamp	APos	TPos																																																																																											
Freq	Level	Line	(dB)	Level	Factor	Loss	Factor	Remark																																																																																										
MHz	dBuV/m	dBuV/m	dB	dBuV	dB/m	dB	dB	cm																																																																																										
								deg																																																																																										
1	2412.00	99.45	-----	-----	98.12	30.63	4.61	33.91	347	0	AVERAGE																																																																																							

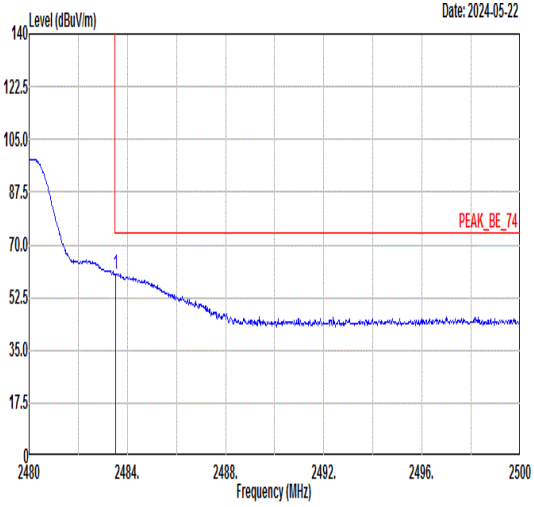
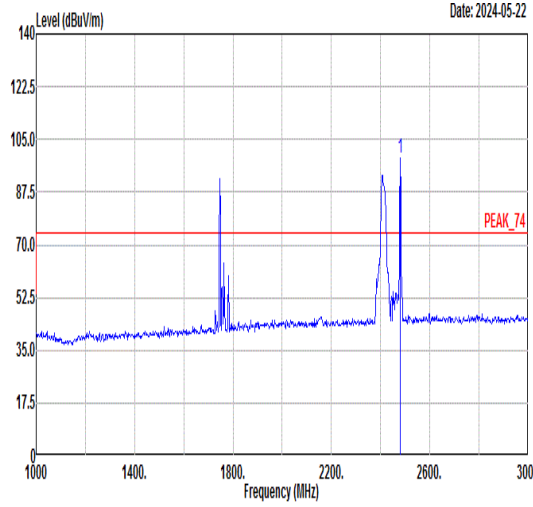
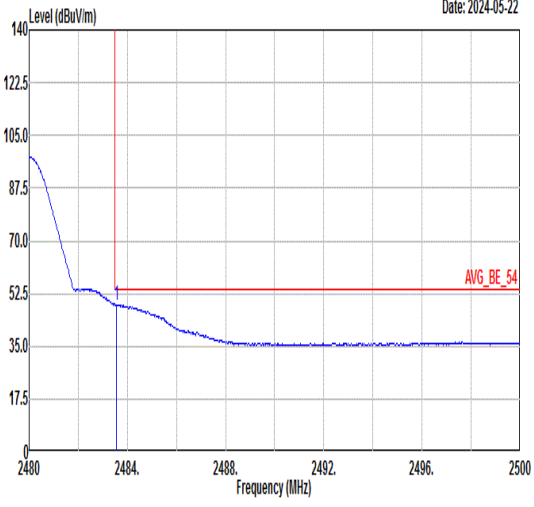
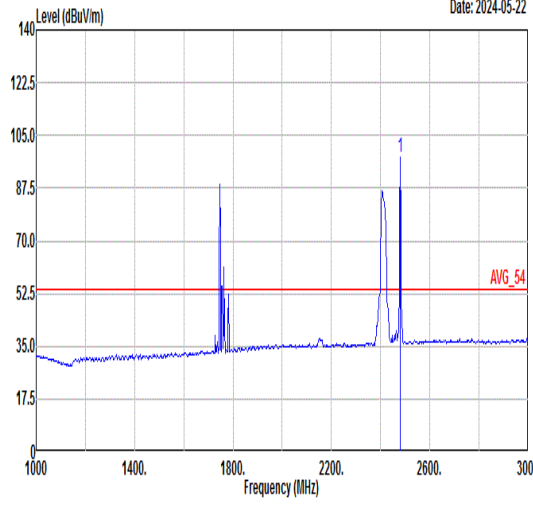


Mode	13																																																																																																	
	Band Edge																																																																																																	
	2400-2483.5_802.11n HT20_CH01_2412MHz+LTE B66 Link + Bluetooth-LE_GSKF_CH39 CO_TX																																																																																																	
ANT	SISO																																																																																																	
Pol.	Vertical	Fundamental																																																																																																
Peak	 <p style="text-align: right;">Date: 2024-05-22</p> <table border="1"> <thead> <tr> <th>Limit</th> <th>Margin</th> <th>Read</th> <th>Ant</th> <th>Cable</th> <th>Preamp</th> <th>APos</th> <th>TPos</th> <th></th> </tr> <tr> <th>Freq</th> <th>Level</th> <th>Line</th> <th>(dB)</th> <th>Level</th> <th>Factor</th> <th>Loss</th> <th>Factor</th> <th>Remark</th> </tr> <tr> <th>MHz</th> <th>dBuV/m</th> <th>dBuV/m</th> <th>dB</th> <th>dBuV</th> <th>dB/m</th> <th>dB</th> <th>dB</th> <th>cm</th> </tr> <tr> <th>deg</th> <th colspan="8"></th> </tr> </thead> <tbody> <tr> <td>1</td> <td>2389.30</td> <td>62.48</td> <td>74.00</td> <td>-11.52</td> <td>58.23</td> <td>32.42</td> <td>5.36</td> <td>33.53</td> <td>400</td> <td>188</td> <td>PEAK</td> </tr> </tbody> </table>	Limit	Margin	Read	Ant	Cable	Preamp	APos	TPos		Freq	Level	Line	(dB)	Level	Factor	Loss	Factor	Remark	MHz	dBuV/m	dBuV/m	dB	dBuV	dB/m	dB	dB	cm	deg									1	2389.30	62.48	74.00	-11.52	58.23	32.42	5.36	33.53	400	188	PEAK	 <p style="text-align: right;">Date: 2024-05-22</p> <table border="1"> <thead> <tr> <th>Limit</th> <th>Margin</th> <th>Read</th> <th>Ant</th> <th>Cable</th> <th>Preamp</th> <th>APos</th> <th>TPos</th> <th></th> </tr> <tr> <th>Freq</th> <th>Level</th> <th>Line</th> <th>(dB)</th> <th>Level</th> <th>Factor</th> <th>Loss</th> <th>Factor</th> <th>Remark</th> </tr> <tr> <th>MHz</th> <th>dBuV/m</th> <th>dBuV/m</th> <th>dB</th> <th>dBuV</th> <th>dB/m</th> <th>dB</th> <th>dB</th> <th>cm</th> </tr> <tr> <th>deg</th> <th colspan="8"></th> </tr> </thead> <tbody> <tr> <td>1</td> <td>2412.00</td> <td>102.77</td> <td>-----</td> <td>-----</td> <td>101.44</td> <td>30.63</td> <td>4.61</td> <td>33.91</td> <td>400</td> <td>188</td> <td>PEAK_74</td> </tr> </tbody> </table>	Limit	Margin	Read	Ant	Cable	Preamp	APos	TPos		Freq	Level	Line	(dB)	Level	Factor	Loss	Factor	Remark	MHz	dBuV/m	dBuV/m	dB	dBuV	dB/m	dB	dB	cm	deg									1	2412.00	102.77	-----	-----	101.44	30.63	4.61	33.91	400	188	PEAK_74
	Limit	Margin	Read	Ant	Cable	Preamp	APos	TPos																																																																																										
Freq	Level	Line	(dB)	Level	Factor	Loss	Factor	Remark																																																																																										
MHz	dBuV/m	dBuV/m	dB	dBuV	dB/m	dB	dB	cm																																																																																										
deg																																																																																																		
1	2389.30	62.48	74.00	-11.52	58.23	32.42	5.36	33.53	400	188	PEAK																																																																																							
Limit	Margin	Read	Ant	Cable	Preamp	APos	TPos																																																																																											
Freq	Level	Line	(dB)	Level	Factor	Loss	Factor	Remark																																																																																										
MHz	dBuV/m	dBuV/m	dB	dBuV	dB/m	dB	dB	cm																																																																																										
deg																																																																																																		
1	2412.00	102.77	-----	-----	101.44	30.63	4.61	33.91	400	188	PEAK_74																																																																																							
Avg	 <p style="text-align: right;">Date: 2024-05-22</p> <table border="1"> <thead> <tr> <th>Limit</th> <th>Margin</th> <th>Read</th> <th>Ant</th> <th>Cable</th> <th>Preamp</th> <th>APos</th> <th>TPos</th> <th></th> </tr> <tr> <th>Freq</th> <th>Level</th> <th>Line</th> <th>(dB)</th> <th>Level</th> <th>Factor</th> <th>Loss</th> <th>Factor</th> <th>Remark</th> </tr> <tr> <th>MHz</th> <th>dBuV/m</th> <th>dBuV/m</th> <th>dB</th> <th>dBuV</th> <th>dB/m</th> <th>dB</th> <th>dB</th> <th>cm</th> </tr> <tr> <th>deg</th> <th colspan="8"></th> </tr> </thead> <tbody> <tr> <td>1</td> <td>2389.82</td> <td>44.20</td> <td>54.00</td> <td>-9.80</td> <td>39.95</td> <td>32.42</td> <td>5.36</td> <td>33.53</td> <td>400</td> <td>188</td> <td>AVERAGE</td> </tr> </tbody> </table>	Limit	Margin	Read	Ant	Cable	Preamp	APos	TPos		Freq	Level	Line	(dB)	Level	Factor	Loss	Factor	Remark	MHz	dBuV/m	dBuV/m	dB	dBuV	dB/m	dB	dB	cm	deg									1	2389.82	44.20	54.00	-9.80	39.95	32.42	5.36	33.53	400	188	AVERAGE	 <p style="text-align: right;">Date: 2024-05-22</p> <table border="1"> <thead> <tr> <th>Limit</th> <th>Margin</th> <th>Read</th> <th>Ant</th> <th>Cable</th> <th>Preamp</th> <th>APos</th> <th>TPos</th> <th></th> </tr> <tr> <th>Freq</th> <th>Level</th> <th>Line</th> <th>(dB)</th> <th>Level</th> <th>Factor</th> <th>Loss</th> <th>Factor</th> <th>Remark</th> </tr> <tr> <th>MHz</th> <th>dBuV/m</th> <th>dBuV/m</th> <th>dB</th> <th>dBuV</th> <th>dB/m</th> <th>dB</th> <th>dB</th> <th>cm</th> </tr> <tr> <th>deg</th> <th colspan="8"></th> </tr> </thead> <tbody> <tr> <td>1</td> <td>2412.00</td> <td>99.42</td> <td>-----</td> <td>-----</td> <td>98.09</td> <td>30.63</td> <td>4.61</td> <td>33.91</td> <td>400</td> <td>188</td> <td>AVERAGE</td> </tr> </tbody> </table>	Limit	Margin	Read	Ant	Cable	Preamp	APos	TPos		Freq	Level	Line	(dB)	Level	Factor	Loss	Factor	Remark	MHz	dBuV/m	dBuV/m	dB	dBuV	dB/m	dB	dB	cm	deg									1	2412.00	99.42	-----	-----	98.09	30.63	4.61	33.91	400	188	AVERAGE
Limit	Margin	Read	Ant	Cable	Preamp	APos	TPos																																																																																											
Freq	Level	Line	(dB)	Level	Factor	Loss	Factor	Remark																																																																																										
MHz	dBuV/m	dBuV/m	dB	dBuV	dB/m	dB	dB	cm																																																																																										
deg																																																																																																		
1	2389.82	44.20	54.00	-9.80	39.95	32.42	5.36	33.53	400	188	AVERAGE																																																																																							
Limit	Margin	Read	Ant	Cable	Preamp	APos	TPos																																																																																											
Freq	Level	Line	(dB)	Level	Factor	Loss	Factor	Remark																																																																																										
MHz	dBuV/m	dBuV/m	dB	dBuV	dB/m	dB	dB	cm																																																																																										
deg																																																																																																		
1	2412.00	99.42	-----	-----	98.09	30.63	4.61	33.91	400	188	AVERAGE																																																																																							



Mode	13																																																																														
	Band Edge																																																																														
	2400-2483.5_Bluetooth-LE_GSKF_CH39_2480MHz+LTE B66 Link + Bluetooth-LE_GSKF_CH39 CO_TX																																																																														
ANT	SISO																																																																														
Pol.	Horizontal	Fundamental																																																																													
Peak	 <p style="text-align: right;">Date: 2024-05-22</p> <table border="1"> <thead> <tr> <th>Limit</th> <th>Margin</th> <th>Read</th> <th>Ant</th> <th>Cable</th> <th>Preamp</th> <th>APos</th> <th>TPos</th> <th>Remark</th> </tr> <tr> <th>Freq</th> <th>Level</th> <th>Line</th> <th>Level</th> <th>Factor</th> <th>Loss Factor</th> <th></th> <th></th> <th></th> </tr> <tr> <th>MHz</th> <th>dBuV/m</th> <th>dBuV/m</th> <th>dBuV</th> <th>dB/m</th> <th>dB</th> <th>dB</th> <th>cm</th> <th>deg</th> </tr> </thead> <tbody> <tr> <td>1</td> <td>2483.54</td> <td>62.16</td> <td>74.00</td> <td>-11.84</td> <td>57.72</td> <td>32.57</td> <td>5.46</td> <td>33.59</td> <td>368</td> <td>360</td> <td>PEAK</td> </tr> </tbody> </table>	Limit	Margin	Read	Ant	Cable	Preamp	APos	TPos	Remark	Freq	Level	Line	Level	Factor	Loss Factor				MHz	dBuV/m	dBuV/m	dBuV	dB/m	dB	dB	cm	deg	1	2483.54	62.16	74.00	-11.84	57.72	32.57	5.46	33.59	368	360	PEAK	 <p style="text-align: right;">Date: 2024-05-22</p> <table border="1"> <thead> <tr> <th>Limit</th> <th>Margin</th> <th>Read</th> <th>Ant</th> <th>Cable</th> <th>Preamp</th> <th>APos</th> <th>TPos</th> <th>Remark</th> </tr> <tr> <th>Freq</th> <th>Level</th> <th>Line</th> <th>Level</th> <th>Factor</th> <th>Loss Factor</th> <th></th> <th></th> <th></th> </tr> <tr> <th>MHz</th> <th>dBuV/m</th> <th>dBuV/m</th> <th>dBuV</th> <th>dB/m</th> <th>dB</th> <th>dB</th> <th>cm</th> <th>deg</th> </tr> </thead> <tbody> <tr> <td>1</td> <td>2480.00</td> <td>113.10</td> <td>111.77</td> <td>1.33</td> <td>30.63</td> <td>4.61</td> <td>33.91</td> <td>368</td> <td>360</td> <td>PEAK</td> </tr> </tbody> </table>	Limit	Margin	Read	Ant	Cable	Preamp	APos	TPos	Remark	Freq	Level	Line	Level	Factor	Loss Factor				MHz	dBuV/m	dBuV/m	dBuV	dB/m	dB	dB	cm	deg	1	2480.00	113.10	111.77	1.33	30.63	4.61	33.91	368	360	PEAK
	Limit	Margin	Read	Ant	Cable	Preamp	APos	TPos	Remark																																																																						
Freq	Level	Line	Level	Factor	Loss Factor																																																																										
MHz	dBuV/m	dBuV/m	dBuV	dB/m	dB	dB	cm	deg																																																																							
1	2483.54	62.16	74.00	-11.84	57.72	32.57	5.46	33.59	368	360	PEAK																																																																				
Limit	Margin	Read	Ant	Cable	Preamp	APos	TPos	Remark																																																																							
Freq	Level	Line	Level	Factor	Loss Factor																																																																										
MHz	dBuV/m	dBuV/m	dBuV	dB/m	dB	dB	cm	deg																																																																							
1	2480.00	113.10	111.77	1.33	30.63	4.61	33.91	368	360	PEAK																																																																					
Avg	 <p style="text-align: right;">Date: 2024-05-22</p> <table border="1"> <thead> <tr> <th>Limit</th> <th>Margin</th> <th>Read</th> <th>Ant</th> <th>Cable</th> <th>Preamp</th> <th>APos</th> <th>TPos</th> <th>Remark</th> </tr> <tr> <th>Freq</th> <th>Level</th> <th>Line</th> <th>Level</th> <th>Factor</th> <th>Loss Factor</th> <th></th> <th></th> <th></th> </tr> <tr> <th>MHz</th> <th>dBuV/m</th> <th>dBuV/m</th> <th>dBuV</th> <th>dB/m</th> <th>dB</th> <th>dB</th> <th>cm</th> <th>deg</th> </tr> </thead> <tbody> <tr> <td>1</td> <td>2483.52</td> <td>50.54</td> <td>54.00</td> <td>-3.46</td> <td>46.10</td> <td>32.57</td> <td>5.46</td> <td>33.59</td> <td>368</td> <td>360</td> <td>AVERAGE</td> </tr> </tbody> </table>	Limit	Margin	Read	Ant	Cable	Preamp	APos	TPos	Remark	Freq	Level	Line	Level	Factor	Loss Factor				MHz	dBuV/m	dBuV/m	dBuV	dB/m	dB	dB	cm	deg	1	2483.52	50.54	54.00	-3.46	46.10	32.57	5.46	33.59	368	360	AVERAGE	 <p style="text-align: right;">Date: 2024-05-22</p> <table border="1"> <thead> <tr> <th>Limit</th> <th>Margin</th> <th>Read</th> <th>Ant</th> <th>Cable</th> <th>Preamp</th> <th>APos</th> <th>TPos</th> <th>Remark</th> </tr> <tr> <th>Freq</th> <th>Level</th> <th>Line</th> <th>Level</th> <th>Factor</th> <th>Loss Factor</th> <th></th> <th></th> <th></th> </tr> <tr> <th>MHz</th> <th>dBuV/m</th> <th>dBuV/m</th> <th>dBuV</th> <th>dB/m</th> <th>dB</th> <th>dB</th> <th>cm</th> <th>deg</th> </tr> </thead> <tbody> <tr> <td>1</td> <td>2480.00</td> <td>110.17</td> <td>108.84</td> <td>1.33</td> <td>30.63</td> <td>4.61</td> <td>33.91</td> <td>368</td> <td>360</td> <td>AVERAGE</td> </tr> </tbody> </table>	Limit	Margin	Read	Ant	Cable	Preamp	APos	TPos	Remark	Freq	Level	Line	Level	Factor	Loss Factor				MHz	dBuV/m	dBuV/m	dBuV	dB/m	dB	dB	cm	deg	1	2480.00	110.17	108.84	1.33	30.63	4.61	33.91	368	360	AVERAGE
Limit	Margin	Read	Ant	Cable	Preamp	APos	TPos	Remark																																																																							
Freq	Level	Line	Level	Factor	Loss Factor																																																																										
MHz	dBuV/m	dBuV/m	dBuV	dB/m	dB	dB	cm	deg																																																																							
1	2483.52	50.54	54.00	-3.46	46.10	32.57	5.46	33.59	368	360	AVERAGE																																																																				
Limit	Margin	Read	Ant	Cable	Preamp	APos	TPos	Remark																																																																							
Freq	Level	Line	Level	Factor	Loss Factor																																																																										
MHz	dBuV/m	dBuV/m	dBuV	dB/m	dB	dB	cm	deg																																																																							
1	2480.00	110.17	108.84	1.33	30.63	4.61	33.91	368	360	AVERAGE																																																																					



Mode	13																																																																															
	Band Edge																																																																															
	2400-2483.5_Bluetooth-LE_GSKF_CH39_2480MHz+LTE B66 Link + Bluetooth-LE_GSKF_CH39 CO_TX																																																																															
ANT	SISO																																																																															
Pol.	Vertical	Fundamental																																																																														
Peak	 <p>Level (dBuV/m) vs Frequency (MHz) for Vertical polarization. Peak at 2483.52 MHz.</p> <table border="1"> <thead> <tr> <th>Limit</th> <th>Margin</th> <th>Read</th> <th>Ant</th> <th>Cable</th> <th>Preamp</th> <th>APos</th> <th>TPos</th> <th>Remark</th> </tr> <tr> <th>Freq</th> <th>Level</th> <th>Line</th> <th>Level</th> <th>Factor</th> <th>Loss Factor</th> <th></th> <th></th> <th></th> </tr> <tr> <th>MHz</th> <th>dBuV/m</th> <th>dBuV/m</th> <th>dBuV</th> <th>dB/m</th> <th>dB</th> <th>dB</th> <th>cm</th> <th>deg</th> </tr> </thead> <tbody> <tr> <td>1</td> <td>2483.52</td> <td>60.47</td> <td>74.00</td> <td>-13.53</td> <td>56.03</td> <td>32.57</td> <td>5.46</td> <td>33.59</td> <td>400</td> <td>169</td> <td>PEAK</td> </tr> </tbody> </table>	Limit	Margin	Read	Ant	Cable	Preamp	APos	TPos	Remark	Freq	Level	Line	Level	Factor	Loss Factor				MHz	dBuV/m	dBuV/m	dBuV	dB/m	dB	dB	cm	deg	1	2483.52	60.47	74.00	-13.53	56.03	32.57	5.46	33.59	400	169	PEAK	 <p>Level (dBuV/m) vs Frequency (MHz) for Fundamental polarization. Peak at 2480.00 MHz.</p> <table border="1"> <thead> <tr> <th>Limit</th> <th>Margin</th> <th>Read</th> <th>Ant</th> <th>Cable</th> <th>Preamp</th> <th>APos</th> <th>TPos</th> <th>Remark</th> </tr> <tr> <th>Freq</th> <th>Level</th> <th>Line</th> <th>Level</th> <th>Factor</th> <th>Loss Factor</th> <th></th> <th></th> <th></th> </tr> <tr> <th>MHz</th> <th>dBuV/m</th> <th>dBuV/m</th> <th>dBuV</th> <th>dB/m</th> <th>dB</th> <th>dB</th> <th>cm</th> <th>deg</th> </tr> </thead> <tbody> <tr> <td>1</td> <td>2480.00</td> <td>98.72</td> <td>-----</td> <td>-----</td> <td>94.28</td> <td>32.57</td> <td>5.46</td> <td>33.59</td> <td>400</td> <td>169</td> <td>PEAK</td> </tr> </tbody> </table>	Limit	Margin	Read	Ant	Cable	Preamp	APos	TPos	Remark	Freq	Level	Line	Level	Factor	Loss Factor				MHz	dBuV/m	dBuV/m	dBuV	dB/m	dB	dB	cm	deg	1	2480.00	98.72	-----	-----	94.28	32.57	5.46	33.59	400	169	PEAK
	Limit	Margin	Read	Ant	Cable	Preamp	APos	TPos	Remark																																																																							
Freq	Level	Line	Level	Factor	Loss Factor																																																																											
MHz	dBuV/m	dBuV/m	dBuV	dB/m	dB	dB	cm	deg																																																																								
1	2483.52	60.47	74.00	-13.53	56.03	32.57	5.46	33.59	400	169	PEAK																																																																					
Limit	Margin	Read	Ant	Cable	Preamp	APos	TPos	Remark																																																																								
Freq	Level	Line	Level	Factor	Loss Factor																																																																											
MHz	dBuV/m	dBuV/m	dBuV	dB/m	dB	dB	cm	deg																																																																								
1	2480.00	98.72	-----	-----	94.28	32.57	5.46	33.59	400	169	PEAK																																																																					
Avg	 <p>Level (dBuV/m) vs Frequency (MHz) for Vertical polarization. Average level at 2483.54 MHz.</p> <table border="1"> <thead> <tr> <th>Limit</th> <th>Margin</th> <th>Read</th> <th>Ant</th> <th>Cable</th> <th>Preamp</th> <th>APos</th> <th>TPos</th> <th>Remark</th> </tr> <tr> <th>Freq</th> <th>Level</th> <th>Line</th> <th>Level</th> <th>Factor</th> <th>Loss Factor</th> <th></th> <th></th> <th></th> </tr> <tr> <th>MHz</th> <th>dBuV/m</th> <th>dBuV/m</th> <th>dBuV</th> <th>dB/m</th> <th>dB</th> <th>dB</th> <th>cm</th> <th>deg</th> </tr> </thead> <tbody> <tr> <td>1</td> <td>2483.54</td> <td>48.61</td> <td>54.00</td> <td>-5.39</td> <td>44.17</td> <td>32.57</td> <td>5.46</td> <td>33.59</td> <td>400</td> <td>169</td> <td>AVERAGE</td> </tr> </tbody> </table>	Limit	Margin	Read	Ant	Cable	Preamp	APos	TPos	Remark	Freq	Level	Line	Level	Factor	Loss Factor				MHz	dBuV/m	dBuV/m	dBuV	dB/m	dB	dB	cm	deg	1	2483.54	48.61	54.00	-5.39	44.17	32.57	5.46	33.59	400	169	AVERAGE	 <p>Level (dBuV/m) vs Frequency (MHz) for Fundamental polarization. Average level at 2480.00 MHz.</p> <table border="1"> <thead> <tr> <th>Limit</th> <th>Margin</th> <th>Read</th> <th>Ant</th> <th>Cable</th> <th>Preamp</th> <th>APos</th> <th>TPos</th> <th>Remark</th> </tr> <tr> <th>Freq</th> <th>Level</th> <th>Line</th> <th>Level</th> <th>Factor</th> <th>Loss Factor</th> <th></th> <th></th> <th></th> </tr> <tr> <th>MHz</th> <th>dBuV/m</th> <th>dBuV/m</th> <th>dBuV</th> <th>dB/m</th> <th>dB</th> <th>dB</th> <th>cm</th> <th>deg</th> </tr> </thead> <tbody> <tr> <td>1</td> <td>2480.00</td> <td>97.87</td> <td>-----</td> <td>-----</td> <td>93.43</td> <td>32.57</td> <td>5.46</td> <td>33.59</td> <td>400</td> <td>169</td> <td>AVERAGE</td> </tr> </tbody> </table>	Limit	Margin	Read	Ant	Cable	Preamp	APos	TPos	Remark	Freq	Level	Line	Level	Factor	Loss Factor				MHz	dBuV/m	dBuV/m	dBuV	dB/m	dB	dB	cm	deg	1	2480.00	97.87	-----	-----	93.43	32.57	5.46	33.59	400	169	AVERAGE
Limit	Margin	Read	Ant	Cable	Preamp	APos	TPos	Remark																																																																								
Freq	Level	Line	Level	Factor	Loss Factor																																																																											
MHz	dBuV/m	dBuV/m	dBuV	dB/m	dB	dB	cm	deg																																																																								
1	2483.54	48.61	54.00	-5.39	44.17	32.57	5.46	33.59	400	169	AVERAGE																																																																					
Limit	Margin	Read	Ant	Cable	Preamp	APos	TPos	Remark																																																																								
Freq	Level	Line	Level	Factor	Loss Factor																																																																											
MHz	dBuV/m	dBuV/m	dBuV	dB/m	dB	dB	cm	deg																																																																								
1	2480.00	97.87	-----	-----	93.43	32.57	5.46	33.59	400	169	AVERAGE																																																																					

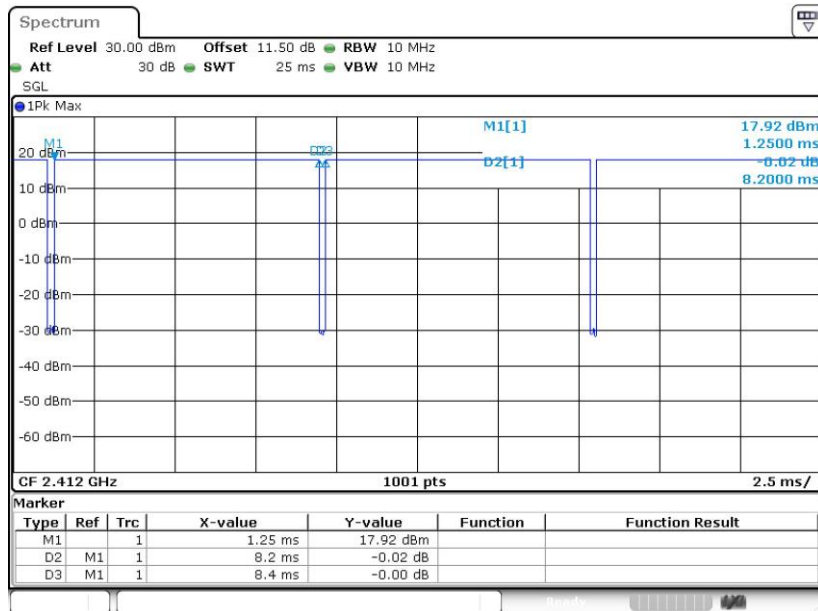


		13																																																																																																														
Mode	Band Edge																																																																																																															
	2400-2483.5_Bluetooth-LE_GSKF_CH39_2480MHz+LTE B66 Link + Bluetooth-LE_GSKF_CH39 CO_TX																																																																																																															
ANT	SISO																																																																																																															
Pol.	Horizontal		Vertical																																																																																																													
Peak Avg																																																																																																																
	<table border="1"> <thead> <tr> <th>Freq</th> <th>Level</th> <th>Over Limit</th> <th>Limit Line</th> <th>ReadAntenna Level Factor</th> <th>Cable Preamp Loss Factor</th> <th>A/Pos</th> <th>T/Pos</th> <th>Remark</th> </tr> <tr> <th>MHz</th> <th>dBuV/m</th> <th>dB</th> <th>dBuV/m</th> <th>dBuV</th> <th>dB/m</th> <th>dB</th> <th>dB</th> <th>cm</th> <th>deg</th> </tr> </thead> <tbody> <tr> <td>1</td> <td>4824.00</td> <td>43.39</td> <td>-30.61</td> <td>74.00</td> <td>63.58</td> <td>35.78</td> <td>8.88</td> <td>64.85</td> <td>---</td> <td>---</td> <td>Peak</td> </tr> <tr> <td>2 *</td> <td>4960.00</td> <td>44.91</td> <td>-29.09</td> <td>74.00</td> <td>65.30</td> <td>36.10</td> <td>8.41</td> <td>64.90</td> <td>---</td> <td>---</td> <td>Peak</td> </tr> <tr> <td>3</td> <td>7440.00</td> <td>44.43</td> <td>-29.57</td> <td>74.00</td> <td>62.30</td> <td>36.82</td> <td>10.17</td> <td>64.86</td> <td>---</td> <td>---</td> <td>Peak</td> </tr> </tbody> </table>		Freq	Level	Over Limit	Limit Line	ReadAntenna Level Factor	Cable Preamp Loss Factor	A/Pos	T/Pos	Remark	MHz	dBuV/m	dB	dBuV/m	dBuV	dB/m	dB	dB	cm	deg	1	4824.00	43.39	-30.61	74.00	63.58	35.78	8.88	64.85	---	---	Peak	2 *	4960.00	44.91	-29.09	74.00	65.30	36.10	8.41	64.90	---	---	Peak	3	7440.00	44.43	-29.57	74.00	62.30	36.82	10.17	64.86	---	---	Peak	<table border="1"> <thead> <tr> <th>Freq</th> <th>Level</th> <th>Over Limit</th> <th>Limit Line</th> <th>ReadAntenna Level Factor</th> <th>Cable Preamp Loss Factor</th> <th>A/Pos</th> <th>T/Pos</th> <th>Remark</th> </tr> <tr> <th>MHz</th> <th>dBuV/m</th> <th>dB</th> <th>dBuV/m</th> <th>dBuV</th> <th>dB/m</th> <th>dB</th> <th>dB</th> <th>cm</th> <th>deg</th> </tr> </thead> <tbody> <tr> <td>1</td> <td>4824.00</td> <td>43.49</td> <td>-30.51</td> <td>74.00</td> <td>63.68</td> <td>35.78</td> <td>8.88</td> <td>64.85</td> <td>---</td> <td>---</td> <td>Peak</td> </tr> <tr> <td>2 *</td> <td>4960.00</td> <td>45.11</td> <td>-28.89</td> <td>74.00</td> <td>65.50</td> <td>36.10</td> <td>8.41</td> <td>64.90</td> <td>---</td> <td>---</td> <td>Peak</td> </tr> <tr> <td>3</td> <td>7440.00</td> <td>44.80</td> <td>-29.20</td> <td>74.00</td> <td>62.67</td> <td>36.82</td> <td>10.17</td> <td>64.86</td> <td>---</td> <td>---</td> <td>Peak</td> </tr> </tbody> </table>	Freq	Level	Over Limit	Limit Line	ReadAntenna Level Factor	Cable Preamp Loss Factor	A/Pos	T/Pos	Remark	MHz	dBuV/m	dB	dBuV/m	dBuV	dB/m	dB	dB	cm	deg	1	4824.00	43.49	-30.51	74.00	63.68	35.78	8.88	64.85	---	---	Peak	2 *	4960.00	45.11	-28.89	74.00	65.50	36.10	8.41	64.90	---	---	Peak	3	7440.00	44.80	-29.20	74.00	62.67	36.82	10.17	64.86	---	---
Freq	Level	Over Limit	Limit Line	ReadAntenna Level Factor	Cable Preamp Loss Factor	A/Pos	T/Pos	Remark																																																																																																								
MHz	dBuV/m	dB	dBuV/m	dBuV	dB/m	dB	dB	cm	deg																																																																																																							
1	4824.00	43.39	-30.61	74.00	63.58	35.78	8.88	64.85	---	---	Peak																																																																																																					
2 *	4960.00	44.91	-29.09	74.00	65.30	36.10	8.41	64.90	---	---	Peak																																																																																																					
3	7440.00	44.43	-29.57	74.00	62.30	36.82	10.17	64.86	---	---	Peak																																																																																																					
Freq	Level	Over Limit	Limit Line	ReadAntenna Level Factor	Cable Preamp Loss Factor	A/Pos	T/Pos	Remark																																																																																																								
MHz	dBuV/m	dB	dBuV/m	dBuV	dB/m	dB	dB	cm	deg																																																																																																							
1	4824.00	43.49	-30.51	74.00	63.68	35.78	8.88	64.85	---	---	Peak																																																																																																					
2 *	4960.00	45.11	-28.89	74.00	65.50	36.10	8.41	64.90	---	---	Peak																																																																																																					
3	7440.00	44.80	-29.20	74.00	62.67	36.82	10.17	64.86	---	---	Peak																																																																																																					

## Appendix D. Duty Cycle Plots

Band	Duty Cycle(%)	T(ms)	1/T(kHz)	VBW Setting
802.11b	97.62	8.2	0.122	300Hz
802.11g	87.18	1.36	0.735	1KHz
802.11n HT20	86.39	1.27	0.787	1KHz

802.11b

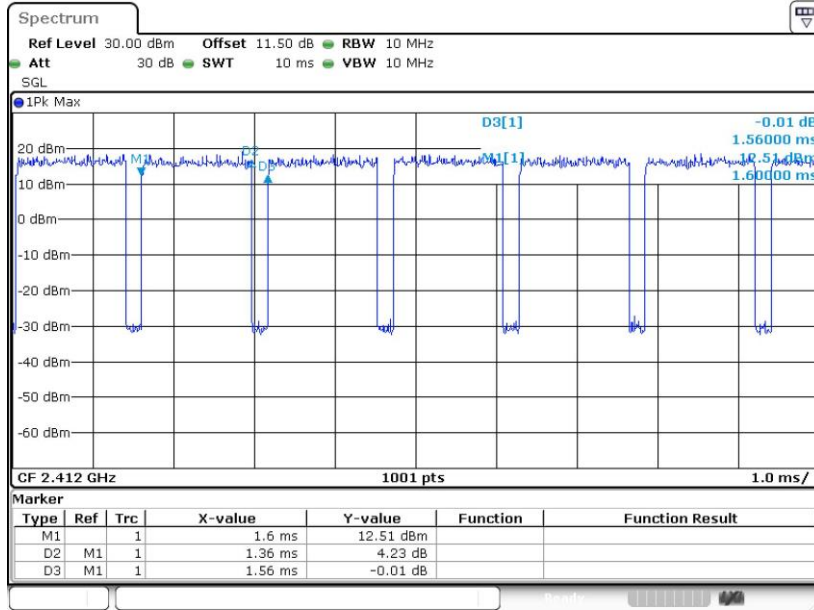


Date: 10.MAY.2024 16:11:14



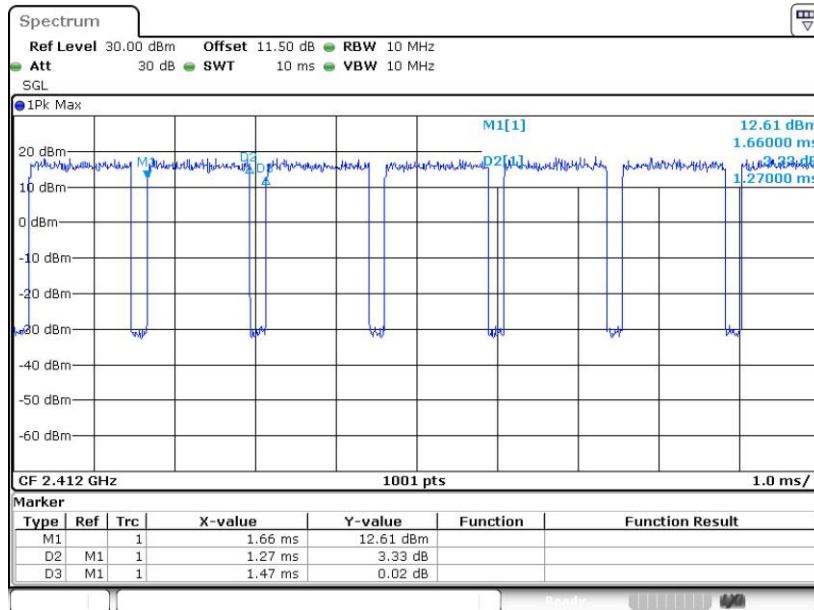


802.11g



Date: 10.MAY.2024 16:24:06

802.11n HT20



Date: 10.MAY.2024 16:21:41