

#01_HAC_E_GSM850_GSM Voice_Ch128

Communication System: GSM-FDD (TDMA, GMSK); Frequency: 824.2 MHz; Duty Cycle: 1:8.69961
 Medium: Air Medium parameters used: $\sigma = 0$ S/m, $\epsilon_r = 1$; $\rho = 0$ kg/m³
 Ambient Temperature : 23.7 °C

DASY5 Configuration:

- Probe: EF3DV3 - SN4047; ConvF(1, 1, 1) @ 824.2 MHz; Calibrated: 2020/1/24
- Sensor-Surface: (Fix Surface)
- Electronics: DAE4 Sn1311; Calibrated: 2019/8/27
- Phantom: HAC Test Arch with AMCC; Type: SD HAC P01 BA;
- Measurement SW: DASY52, Version 52.10 (4); SEMCAD X Version 14.6.14 (7483)

E Scan - ER3D: 15 mm from Probe Center to the Device/Hearing Aid Compatibility Test (101x101x1): Interpolated grid: dx=0.5000 mm, dy=0.5000 mm


Device Reference Point: 0, 0, -6.3 mm
 Reference Value = 70.74 V/m; Power Drift = -0.01 dB
 Applied MIF = 3.63 dB
 RF audio interference level = 36.73 dBV/m

Emission category: M4

MIF scaled E-field

Grid 1 M4 35.96 dBV/m	Grid 2 M4 36.34 dBV/m	Grid 3 M4 35.75 dBV/m
Grid 4 M4 36.3 dBV/m	Grid 5 M4 36.58 dBV/m	Grid 6 M4 35.86 dBV/m
Grid 7 M4 36.67 dBV/m	Grid 8 M4 36.73 dBV/m	Grid 9 M4 35.74 dBV/m

Cursor:
 Total = 36.73 dBV/m
 E Category: M4
 Location: 5.5, 25, 8.7 mm



0 dB = 68.66 V/m = 36.73 dBV/m

#02_HAC_E_GSM850_GSM Voice_Ch189

Communication System: GSM-FDD (TDMA, GMSK); Frequency: 836.4 MHz; Duty Cycle: 1:8.69961
 Medium: Air Medium parameters used: $\sigma = 0$ S/m, $\epsilon_r = 1$; $\rho = 0$ kg/m³
 Ambient Temperature : 23.7 °C

DASY5 Configuration:

- Probe: EF3DV3 - SN4047; ConvF(1, 1, 1) @ 836.4 MHz; Calibrated: 2020/1/24
- Sensor-Surface: (Fix Surface)
- Electronics: DAE4 Sn1311; Calibrated: 2019/8/27
- Phantom: HAC Test Arch with AMCC; Type: SD HAC P01 BA;
- Measurement SW: DASY52, Version 52.10 (4); SEMCAD X Version 14.6.14 (7483)

E Scan - ER3D: 15 mm from Probe Center to the Device/Hearing Aid Compatibility Test (101x101x1): Interpolated grid: dx=0.5000 mm, dy=0.5000 mm

Device Reference Point: 0, 0, -6.3 mm
 Reference Value = 60.54 V/m; Power Drift = 0.05 dB
 Applied MIF = 3.63 dB
 RF audio interference level = 36.74 dBV/m

Emission category: M4

MIF scaled E-field

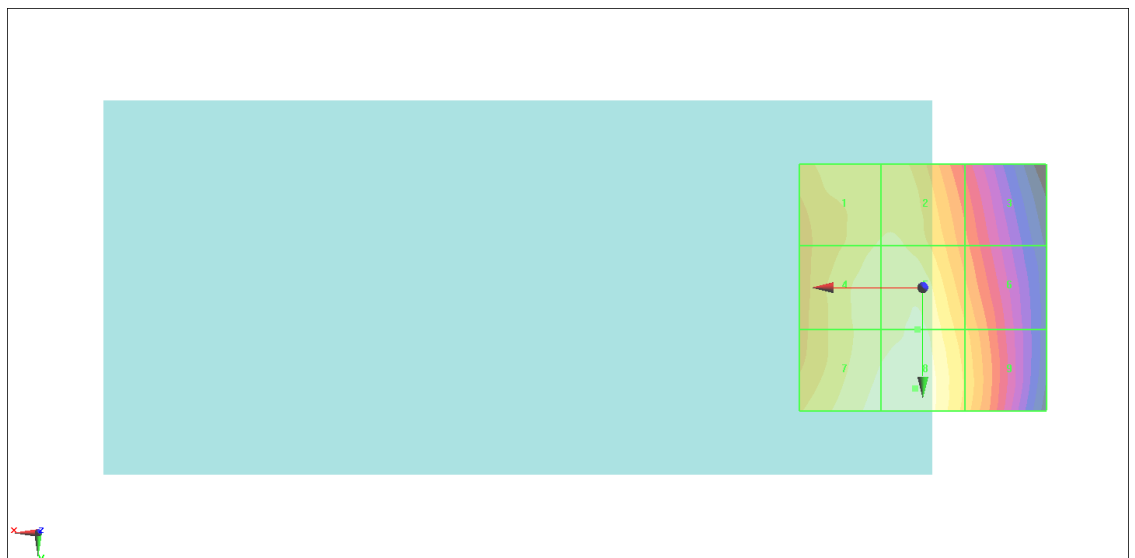
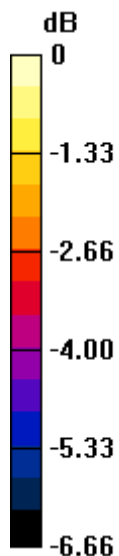
Grid 1 M4 35.9 dBV/m	Grid 2 M4 35.93 dBV/m	Grid 3 M4 34.26 dBV/m
Grid 4 M4 36.19 dBV/m	Grid 5 M4 36.41 dBV/m	Grid 6 M4 35.08 dBV/m
Grid 7 M4 36.51 dBV/m	Grid 8 M4 36.74 dBV/m	Grid 9 M4 35.37 dBV/m

Cursor:

Total = 36.74 dBV/m

E Category: M4

Location: 1.5, 20.5, 8.7 mm



0 dB = 68.68 V/m = 36.74 dBV/m

#03_HAC_E_GSM850_GSM Voice_Ch251

Communication System: GSM-FDD (TDMA, GMSK); Frequency: 848.8 MHz; Duty Cycle: 1:8.69961
 Medium: Air Medium parameters used: $\sigma = 0$ S/m, $\epsilon_r = 1$; $\rho = 0$ kg/m³
 Ambient Temperature : 23.7 °C

DASY5 Configuration:

- Probe: EF3DV3 - SN4047; ConvF(1, 1, 1) @ 848.8 MHz; Calibrated: 2020/1/24
- Sensor-Surface: (Fix Surface)
- Electronics: DAE4 Sn1311; Calibrated: 2019/8/27
- Phantom: HAC Test Arch with AMCC; Type: SD HAC P01 BA;
- Measurement SW: DASY52, Version 52.10 (4); SEMCAD X Version 14.6.14 (7483)

E Scan - ER3D: 15 mm from Probe Center to the Device/Hearing Aid Compatibility Test (101x101x1): Interpolated grid: dx=0.5000 mm, dy=0.5000 mm

Device Reference Point: 0, 0, -6.3 mm
 Reference Value = 49.26 V/m; Power Drift = 0.02 dB
 Applied MIF = 3.63 dB
 RF audio interference level = 35.14 dBV/m

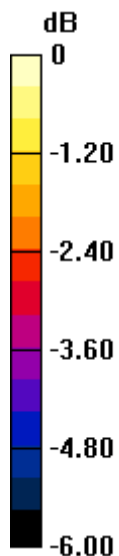
Emission category: M4

MIF scaled E-field

Grid 1 M4 34.38 dBV/m	Grid 2 M4 34.44 dBV/m	Grid 3 M4 32.93 dBV/m
Grid 4 M4 34.69 dBV/m	Grid 5 M4 34.89 dBV/m	Grid 6 M4 33.87 dBV/m
Grid 7 M4 34.96 dBV/m	Grid 8 M4 35.14 dBV/m	Grid 9 M4 34.19 dBV/m

Cursor:

Total = 35.14 dBV/m
 E Category: M4
 Location: 2.5, 23.5, 8.7 mm



0 dB = 57.16 V/m = 35.14 dBV/m

#04_HAC_E_GSM1900_GSM Voice_Ch512

Communication System: GSM-FDD (TDMA, GMSK); Frequency: 1850.2 MHz; Duty Cycle: 1:8.69961
 Medium: Air Medium parameters used: $\sigma = 0$ S/m, $\epsilon_r = 1$; $\rho = 0$ kg/m³
 Ambient Temperature : 23.7 °C

DASY5 Configuration:

- Probe: EF3DV3 - SN4047; ConvF(1, 1, 1) @ 1850.2 MHz; Calibrated: 2020/1/24
- Sensor-Surface: (Fix Surface)
- Electronics: DAE4 Sn1311; Calibrated: 2019/8/27
- Phantom: HAC Test Arch with AMCC; Type: SD HAC P01 BA;
- Measurement SW: DASY52, Version 52.10 (4); SEMCAD X Version 14.6.14 (7483)

E Scan - ER3D: 15 mm from Probe Center to the Device/Hearing Aid Compatibility Test (101x101x1): Interpolated grid: dx=0.5000 mm, dy=0.5000 mm


Device Reference Point: 0, 0, -6.3 mm
 Reference Value = 11.43 V/m; Power Drift = -0.04 dB
 Applied MIF = 3.63 dB
 RF audio interference level = 23.91 dBV/m

Emission category: M4

MIF scaled E-field

Grid 1 M4 20.3 dBV/m	Grid 2 M4 22.56 dBV/m	Grid 3 M4 22.56 dBV/m
Grid 4 M4 21.95 dBV/m	Grid 5 M4 22.91 dBV/m	Grid 6 M4 22.93 dBV/m
Grid 7 M4 23.91 dBV/m	Grid 8 M4 23.37 dBV/m	Grid 9 M4 23.23 dBV/m

Cursor:
 Total = 23.91 dBV/m
 E Category: M4
 Location: 25, 25, 8.7 mm



0 dB = 15.68 V/m = 23.91 dBV/m

#05_HAC_E_GSM1900_GSM Voice_Ch661

Communication System: GSM-FDD (TDMA, GMSK); Frequency: 1880 MHz; Duty Cycle: 1:8.69961
 Medium: Air Medium parameters used: $\sigma = 0$ S/m, $\epsilon_r = 1$; $\rho = 0$ kg/m³
 Ambient Temperature : 23.7 °C

DASY5 Configuration:

- Probe: EF3DV3 - SN4047; ConvF(1, 1, 1) @ 1880 MHz; Calibrated: 2020/1/24
- Sensor-Surface: (Fix Surface)
- Electronics: DAE4 Sn1311; Calibrated: 2019/8/27
- Phantom: HAC Test Arch with AMCC; Type: SD HAC P01 BA;
- Measurement SW: DASY52, Version 52.10 (4); SEMCAD X Version 14.6.14 (7483)

E Scan - ER3D: 15 mm from Probe Center to the Device/Hearing Aid Compatibility Test (101x101x1): Interpolated grid: dx=0.5000 mm, dy=0.5000 mm

Device Reference Point: 0, 0, -6.3 mm
 Reference Value = 15.07 V/m; Power Drift = 0.01 dB
 Applied MIF = 3.63 dB
 RF audio interference level = 26.89 dBV/m

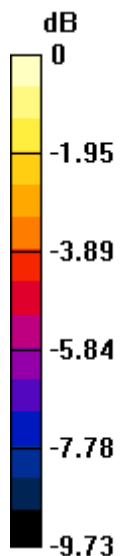
Emission category: M4

MIF scaled E-field

Grid 1 M4 20.97 dBV/m	Grid 2 M4 23.85 dBV/m	Grid 3 M4 23.83 dBV/m
Grid 4 M4 23.79 dBV/m	Grid 5 M4 25.99 dBV/m	Grid 6 M4 25.98 dBV/m
Grid 7 M4 26.07 dBV/m	Grid 8 M4 26.89 dBV/m	Grid 9 M4 26.68 dBV/m

Cursor:

Total = 26.89 dBV/m
 E Category: M4
 Location: -1.5, 25, 8.7 mm



0 dB = 22.10 V/m = 26.89 dBV/m

#06_HAC_E_GSM1900_GSM Voice_Ch810

Communication System: GSM-FDD (TDMA, GMSK); Frequency: 1909.8 MHz; Duty Cycle: 1:8.69961
 Medium: Air Medium parameters used: $\sigma = 0$ S/m, $\epsilon_r = 1$; $\rho = 0$ kg/m³
 Ambient Temperature : 23.7 °C

DASY5 Configuration:

- Probe: EF3DV3 - SN4047; ConvF(1, 1, 1) @ 1909.8 MHz; Calibrated: 2020/1/24
- Sensor-Surface: (Fix Surface)
- Electronics: DAE4 Sn1311; Calibrated: 2019/8/27
- Phantom: HAC Test Arch with AMCC; Type: SD HAC P01 BA;
- Measurement SW: DASY52, Version 52.10 (4); SEMCAD X Version 14.6.14 (7483)

E Scan - ER3D: 15 mm from Probe Center to the Device/Hearing Aid Compatibility Test (101x101x1): Interpolated grid: dx=0.5000 mm, dy=0.5000 mm

Device Reference Point: 0, 0, -6.3 mm
 Reference Value = 16.94 V/m; Power Drift = 0.05 dB
 Applied MIF = 3.63 dB
 RF audio interference level = 27.70 dBV/m

Emission category: M4

MIF scaled E-field

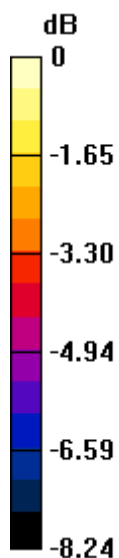
Grid 1 M4 22.11 dBV/m	Grid 2 M4 24.86 dBV/m	Grid 3 M4 24.86 dBV/m
Grid 4 M4 24.65 dBV/m	Grid 5 M4 26.95 dBV/m	Grid 6 M4 26.92 dBV/m
Grid 7 M4 26.77 dBV/m	Grid 8 M4 27.7 dBV/m	Grid 9 M4 27.47 dBV/m

Cursor:

Total = 27.70 dBV/m

E Category: M4

Location: -1.5, 25, 8.7 mm



0 dB = 24.26 V/m = 27.70 dBV/m

#07_HAC_E_WLAN2.4GHz_802.11g 6Mbps_Ch1

Communication System: 802.11g ; Frequency: 2412 MHz;Duty Cycle:1:12.5777

Medium: Air Medium parameters used: $\sigma = 0$ S/m, $\epsilon_r = 1$; $\rho = 0$ kg/m³

Ambient Temperature : 23.7 °C

DASY5 Configuration:

- Probe: EF3DV3 - SN4047; ConvF(1, 1, 1) @ 2412 MHz; Calibrated: 2020/1/24

- Sensor-Surface: (Fix Surface)

- Electronics: DAE4 Sn1311; Calibrated: 2019/8/27

- Phantom: HAC Test Arch with AMCC; Type: SD HAC P01 BA;

- Measurement SW: DASY52, Version 52.10 (4);SEMCAD X Version 14.6.14 (7483)

E Scan - ER3D: 15 mm from Probe Center to the Device/Hearing Aid Compatibility Test

(101x101x1): Interpolated grid: dx=0.5000 mm, dy=0.5000 mm

Device Reference Point: 0, 0, -6.3 mm

Reference Value = 35.94 V/m; Power Drift = -0.01 dB

Applied MIF = 0.12 dB

RF audio interference level = 27.72 dBV/m

Emission category: M4

MIF scaled E-field

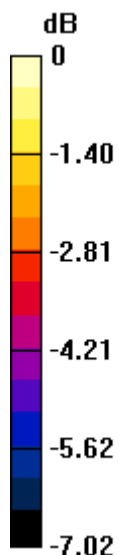
Grid 1 M4 26.14 dBV/m	Grid 2 M4 26.86 dBV/m	Grid 3 M4 26.33 dBV/m
Grid 4 M4 26.71 dBV/m	Grid 5 M4 27.31 dBV/m	Grid 6 M4 26.63 dBV/m
Grid 7 M4 27.5 dBV/m	Grid 8 M4 27.72 dBV/m	Grid 9 M4 26.88 dBV/m

Cursor:

Total = 27.72 dBV/m

E Category: M4

Location: 1.5, 25, 8.7 mm



0 dB = 24.33 V/m = 27.72 dBV/m

#08_HAC_E_WLAN2.4GHz_802.11g 6Mbps_Ch6

Communication System: 802.11g ; Frequency: 2437 MHz;Duty Cycle:1:12.5777

Medium: Air Medium parameters used: $\sigma = 0$ S/m, $\epsilon_r = 1$; $\rho = 0$ kg/m³

Ambient Temperature : 23.7 °C

DASY5 Configuration:

- Probe: EF3DV3 - SN4047; ConvF(1, 1, 1) @ 2437 MHz; Calibrated: 2020/1/24

- Sensor-Surface: (Fix Surface)

- Electronics: DAE4 Sn1311; Calibrated: 2019/8/27

- Phantom: HAC Test Arch with AMCC; Type: SD HAC P01 BA;

- Measurement SW: DASY52, Version 52.10 (4);SEMCAD X Version 14.6.14 (7483)

E Scan - ER3D: 15 mm from Probe Center to the Device/Hearing Aid Compatibility Test

(101x101x1): Interpolated grid: dx=0.5000 mm, dy=0.5000 mm

Device Reference Point: 0, 0, -6.3 mm

Reference Value = 37.42 V/m; Power Drift = -0.05 dB

Applied MIF = 0.12 dB

RF audio interference level = 28.68 dBV/m

Emission category: M4

MIF scaled E-field

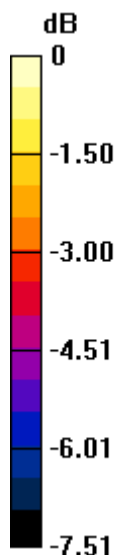
Grid 1 M4 26.45 dBV/m	Grid 2 M4 27.27 dBV/m	Grid 3 M4 26.78 dBV/m
Grid 4 M4 26.89 dBV/m	Grid 5 M4 27.62 dBV/m	Grid 6 M4 27.11 dBV/m
Grid 7 M4 28.31 dBV/m	Grid 8 M4 28.68 dBV/m	Grid 9 M4 27.91 dBV/m

Cursor:

Total = 28.68 dBV/m

E Category: M4

Location: 1.5, 25, 8.7 mm



0 dB = 27.15 V/m = 28.67 dBV/m

#09_HAC_E_WLAN2.4GHz_802.11g_6Mbps_Ch11

Communication System: 802.11g ; Frequency: 2462 MHz;Duty Cycle:1:12.5777

Medium: Air Medium parameters used: $\sigma = 0$ S/m, $\epsilon_r = 1$; $\rho = 0$ kg/m³

Ambient Temperature : 23.7 °C

DASY5 Configuration:

- Probe: EF3DV3 - SN4047; ConvF(1, 1, 1) @ 2462 MHz; Calibrated: 2020/1/24

- Sensor-Surface: (Fix Surface)

- Electronics: DAE4 Sn1311; Calibrated: 2019/8/27

- Phantom: HAC Test Arch with AMCC; Type: SD HAC P01 BA;

- Measurement SW: DASY52, Version 52.10 (4);SEMCAD X Version 14.6.14 (7483)

E Scan - ER3D: 15 mm from Probe Center to the Device/Hearing Aid Compatibility Test

(101x101x1): Interpolated grid: dx=0.5000 mm, dy=0.5000 mm

Device Reference Point: 0, 0, -6.3 mm

Reference Value = 31.55 V/m; Power Drift = -0.01 dB

Applied MIF = 0.12 dB

RF audio interference level = 27.63 dBV/m

Emission category: M4

MIF scaled E-field

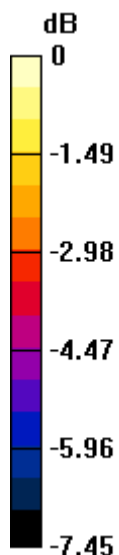
Grid 1 M4 24.95 dBV/m	Grid 2 M4 25.84 dBV/m	Grid 3 M4 25.36 dBV/m
Grid 4 M4 25.46 dBV/m	Grid 5 M4 26.26 dBV/m	Grid 6 M4 25.84 dBV/m
Grid 7 M4 27.25 dBV/m	Grid 8 M4 27.63 dBV/m	Grid 9 M4 26.91 dBV/m

Cursor:

Total = 27.63 dBV/m

E Category: M4

Location: 1, 25, 8.7 mm



0 dB = 24.08 V/m = 27.63 dBV/m