

HAC_E_Dipole_835

DUT: HAC-Dipole 835 MHz

Communication System: CW; Frequency: 835 MHz; Duty Cycle: 1:1

Medium: Air Medium parameters used: $\sigma = 0$ S/m, $\epsilon_r = 1$; $\rho = 0$ kg/m³

Ambient Temperature : 23.5 °C

DASY5 Configuration:

- Probe: EF3DV3 - SN4047; ConvF(1, 1, 1) @ 835 MHz; Calibrated: 2020/1/24
- Sensor-Surface: (Fix Surface)
- Electronics: DAE4 Sn1311; Calibrated: 2019/8/27
- Phantom: HAC Test Arch with AMCC; Type: SD HAC P01 BA;
- Measurement SW: DASY52, Version 52.10 (2); SEMCAD X Version 14.6.12 (7470)

E Scan - measurement distance from the probe sensor center to CD835 = 10mm & 15mm/Hearing Aid Compatibility Test at 15mm distance (41x361x1): Interpolated grid: dx=0.5000 mm, dy=0.5000 mm

Device Reference Point: 0, 0, -6.3 mm

Reference Value = 126.6 V/m; Power Drift = -0.10 dB

PMR not calibrated. PMF = 1.000 is applied.

E-field emissions = 110.2 V/m

Average value of Total=(110.2+107.9) / 2 = 109.05 V/m

PMF scaled E-field

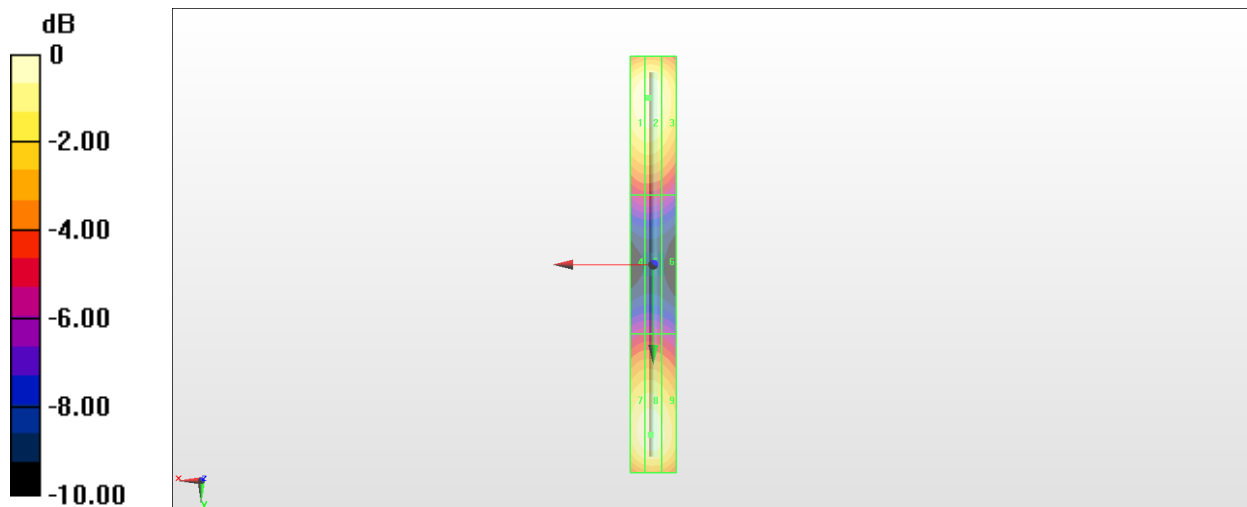
Grid 1 M4 109.8 V/m	Grid 2 M4 110.2 V/m	Grid 3 M4 104.6 V/m
Grid 4 M4 62.33 V/m	Grid 5 M4 62.44 V/m	Grid 6 M4 59.98 V/m
Grid 7 M4 107.2 V/m	Grid 8 M4 107.9 V/m	Grid 9 M4 104.4 V/m

Cursor:

Total = 110.2 V/m

E Category: M4

Location: 2, -72, 9.7 mm



0 dB = 110.2 V/m = 40.84 dBV/m

HAC_E_Dipole_1880

DUT: HAC Dipole 1880 MHz

Communication System: CW; Frequency: 1880 MHz; Duty Cycle: 1:1
 Medium: Air Medium parameters used: $\sigma = 0$ S/m, $\epsilon_r = 1$; $\rho = 0$ kg/m³
 Ambient Temperature : 23.5 °C

DASY5 Configuration:

- Probe: EF3DV3 - SN4047; ConvF(1, 1, 1) @ 1880 MHz; Calibrated: 2020/1/24
- Sensor-Surface: (Fix Surface)
- Electronics: DAE4 Sn1311; Calibrated: 2019/8/27
- Phantom: HAC Test Arch with AMCC; Type: SD HAC P01 BA;
- Measurement SW: DASY52, Version 52.10 (2); SEMCAD X Version 14.6.12 (7470)

E Scan - measurement distance from the probe sensor center to CD1880 = 10mm & 15mm/Hearing Aid Compatibility Test at 15mm distance (41x181x1): Interpolated grid: dx=0.5000 mm, dy=0.5000 mm

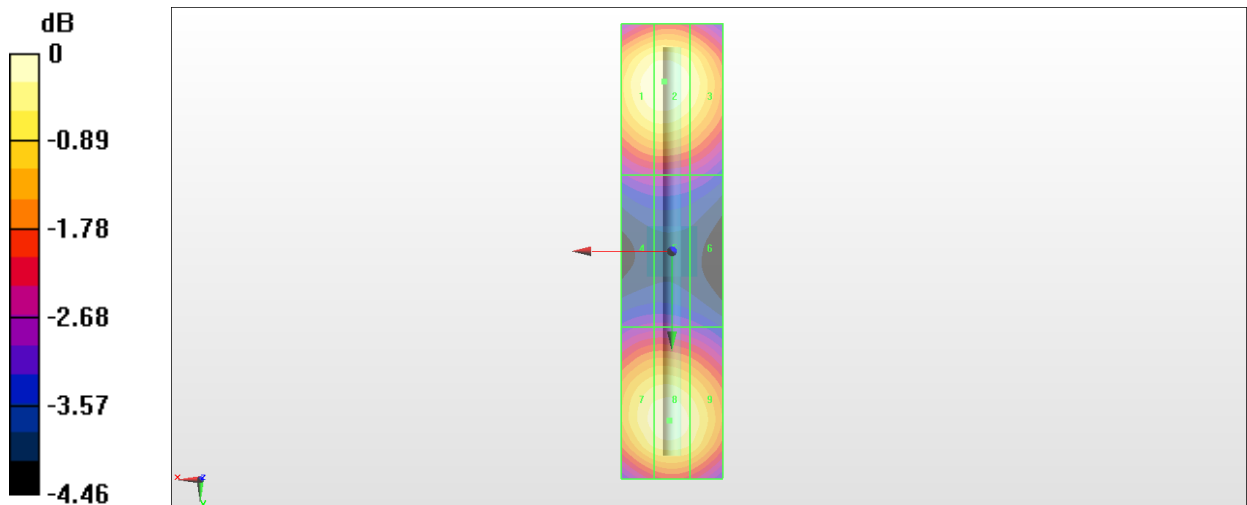
Device Reference Point: 0, 0, -6.3 mm
 Reference Value = 152.7 V/m; Power Drift = 0.01 dB
 PMR not calibrated. PMF = 1.000 is applied.
 E-field emissions = 86.42 V/m
 Average value of Total=(86.42+85.7) / 2 = 86.06 V/m

PMF scaled E-field

Grid 1 M3 86.06 V/m	Grid 2 M3 86.42 V/m	Grid 3 M3 83.65 V/m
Grid 4 M3 64.05 V/m	Grid 5 M3 64.13 V/m	Grid 6 M4 62.90 V/m
Grid 7 M3 84.75 V/m	Grid 8 M3 85.70 V/m	Grid 9 M3 83.42 V/m

Cursor:

Total = 86.42 V/m
 E Category: M3
 Location: 1.5, -33.5, 9.7 mm



0 dB = 86.42 V/m = 38.73 dBV/m

HAC_E_Dipole_2450

DUT: HAC Dipole 2450 MHz

Communication System: CW; Frequency: 2450 MHz; Duty Cycle: 1:1
 Medium: Air Medium parameters used: $\sigma = 0$ S/m, $\epsilon_r = 1$; $\rho = 0$ kg/m³
 Ambient Temperature : 23.4 °C

DASY5 Configuration:

- Probe: EF3DV3 - SN4047; ConvF(1, 1, 1) @ 2450 MHz; Calibrated: 2020/1/24
- Sensor-Surface: (Fix Surface)
- Electronics: DAE4 Sn1311; Calibrated: 2019/8/27
- Phantom: HAC Test Arch with AMCC; Type: SD HAC P01 BA;
- Measurement SW: DASY52, Version 52.10 (4); SEMCAD X Version 14.6.14 (7483)

E Scan - measurement distance from the probe sensor center to CD2450 = 10mm & 15mm Hearing Aid Compatibility Test at 15mm distance (41x181x1): Interpolated grid: dx=0.5000 mm, dy=0.5000 mm

Device Reference Point: 0, 0, -6.3 mm
 Reference Value = 81.62 V/m; Power Drift = 0.04 dB
 PMR not calibrated. PMF = 1.000 is applied.
 E-field emissions = 85.31 V/m
 Average value of Total=(85.31+85.25) / 2 = 85.28 V/m

PMF scaled E-field

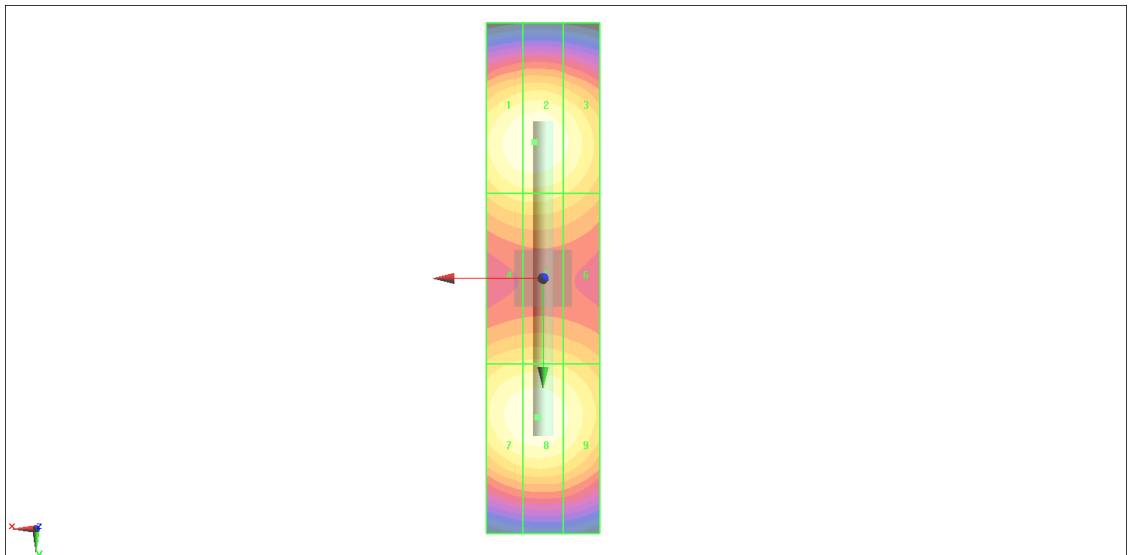
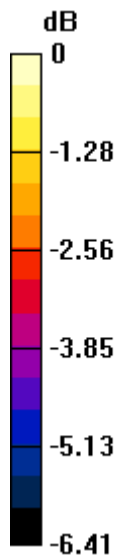
Grid 1 M3 84.91 V/m	Grid 2 M3 85.31 V/m	Grid 3 M3 82.34 V/m
Grid 4 M3 75.87 V/m	Grid 5 M3 75.97 V/m	Grid 6 M3 74.06 V/m
Grid 7 M3 84.55 V/m	Grid 8 M3 85.25 V/m	Grid 9 M3 82.32 V/m

Cursor:

Total = 85.31 V/m

E Category: M3

Location: 1.5, -24, 9.7 mm



0 dB = 85.31 V/m = 38.62 dBV/m