



TEST REPORT

No. I19Z62263-WMD03

for

Shenzhen Tinno Mobile Technology Corp.

Smart Phone

Model Name: Wiko U520AS

FCC ID: XD6U520AS

with

Hardware Version: V1.0

Software Version: U520ASV01.16.10

Issued Date: 2020-03-16

Note:

The test results in this test report relate only to the devices specified in this report. This report shall not be reproduced except in full without the written approval of CTTL.

The report must not be used by the client to claim product certification, approval, or endorsement by NVLAP, NIST, or any agency of the U.S. Government.

Test Laboratory:

CTTL, Telecommunication Technology Labs, CAICT

No. 52, Huayuan North Road, Haidian District, Beijing, P. R. China 100191.

Tel: +86(0)10-62304633-2512, Fax: +86(0)10-62304633-2504

Email: ctl_terminals@caict.ac.cn, website: www.caict.ac.cn



REPORT HISTORY

Report Number	Revision	Description	Issue Date
I19Z62263-WMD03	Rev.0	1 st edition	2020-03-06
I19Z62263-WMD03	Rev.1	Add band41 results	2020-03-16

Note: the latest revision of the test report supersedes all previous version.

CONTENTS

1. TEST LABORATORY	4
1.1. INTRODUCTION & ACCREDITATION	4
1.2. TESTING LOCATION	4
1.3. TESTING ENVIRONMENT	5
1.4. PROJECT DATA.....	5
1.5. SIGNATURE	5
2. CLIENT INFORMATION	6
2.1. APPLICANT INFORMATION.....	6
2.2. MANUFACTURER INFORMATION.....	6
3. EQUIPMENT UNDER TEST (EUT) AND ANCILLARY EQUIPMENT (AE)	7
3.1. ABOUT EUT	7
3.2. INTERNAL IDENTIFICATION OF EUT USED DURING THE TEST	7
3.3. INTERNAL IDENTIFICATION OF AE USED DURING THE TEST.....	7
4. REFERENCE DOCUMENTS	8
4.1. REFERENCE DOCUMENTS FOR TESTING	8
5. LABORATORY ENVIRONMENT	9
6. SUMMARY OF TEST RESULT	10
6.1. SUMMARY OF TEST RESULTS	10
7. TEST EQUIPMENT UTILIZED	13
ANNEX A: MEASUREMENT RESULTS	14
A.1 OUTPUT POWER	14
A.2 EMISSION LIMIT	48
A.3 FREQUENCY STABILITY	60
A.4 OCCUPIED BANDWIDTH.....	65
A.5 EMISSION BANDWIDTH.....	122
A.6 BAND EDGE COMPLIANCE.....	193
A.7 CONDUCTED SPURIOUS EMISSION	227
A.8 PEAK-TO-AVERAGE POWER RATIO	235
ANNEX B: ACCREDITATION CERTIFICATE	237



1. Test Laboratory

1.1. Introduction & Accreditation

Telecommunication Technology Labs, CAICT is an ISO/IEC 17025:2005 accredited test laboratory under NATIONAL VOLUNTARY LABORATORY ACCREDITATION PROGRAM (NVLAP) with lab code 600118-0 and is also an FCC accredited test laboratory (CN5017), and ISED accredited test laboratory (CN0066). The detail accreditation scope can be found on NVLAP website.

1.2. Testing Location

Location 1: CTTL (huayuan North Road)

Address: No. 52, Huayuan North Road, Haidian District, Beijing,
P. R. China 100191

Location 2: CTTL (Shouxiang)

Address: No. 51 Shouxiang Science Building, Xueyuan Road,
Haidian District, Beijing, P. R. China 100191

Location 3: CTTL (BDA)

Address: No.18A, Kangding Street, Beijing Economic-Technology
Development Area, Beijing, P. R. China 100176

1.3. Testing Environment

Normal Temperature: 15-35°C
Relative Humidity: 20-75%

1.4. Project data

Testing Start Date: 2020-01-02
Testing End Date: 2020-03-16

1.5. Signature



Dong Yuan
(Prepared this test report)



Zhou Yu
(Reviewed this test report)



Zhao Hui Lin
Deputy Director of the laboratory
(Approved this test report)



2. Client Information

2.1. Applicant Information

Company Name: Shenzhen Tinno Mobile Technology Corp.
Address /Post: 4/F, H-3 Building,OCT Eastern Industrial Park. NO.1 XiangShan East
Road, Nan Shan District,Shenzhen, P.R.China
Contact: xiaoping.li
Email: xiaoping.li@tinno.com
Telephone: 0755-86095550
Fax: NA

2.2. Manufacturer Information

Company Name: Shenzhen Tinno Mobile Technology Corp.
Address /Post: 4/F, H-3 Building,OCT Eastern Industrial Park. NO.1 XiangShan East
Road, Nan Shan District,Shenzhen, P.R.China
Contact: xiaoping.li
Email: xiaoping.li@tinno.com
Telephone: 0755-86095550
Fax: NA

3. Equipment Under Test (EUT) and Ancillary Equipment (AE)

3.1. About EUT

Description	smart phone
Model Name	Wiko U520AS
FCC ID	XD6U520AS
Antenna	Embedded
Output power	24.57dBm maximum EIRP measured for LTE band 66
Extreme vol. Limits	3.5VDC to 4.35VDC (nominal: 3.8VDC)
Extreme temp. Tolerance	-10°C to +55°C

Note: Components list, please refer to documents of the manufacturer; it is also included in the original test record of CTTL.

3.2. Internal Identification of EUT used during the test

EUT ID*	IMEI	HW Version	SW Version	Date of receipt
UT18a	860055040005954	V1.0	U520ASV01.16.10	2019-12-16

*EUT ID: is used to identify the test sample in the lab internally.

3.3. Internal Identification of AE used during the test

AE ID*	Description
AE1	Battery

AE1

Model	LT25H446077J
Manufacturer	Ningbo Veken Battery Co., Ltd.
Capacitance	2500mAh

*AE ID: is used to identify the test sample in the lab internally.

4. Reference Documents

4.1. Reference Documents for testing

The following documents listed in this section are referred for testing.

Reference	Title	Version
FCC Part 24	PERSONAL COMMUNICATIONS SERVICES	10-1-19 Edition
FCC Part 22	PUBLIC MOBILE SERVICES	10-1-19 Edition
FCC Part 27	MISCELLANEOUS WIRELESS COMMUNICATIONS SERVICES	10-1-19 Edition
FCC Part 90	PRIVATE LAND MOBILE RADIO SERVICES	10-1-19 Edition
ANSI/TIA-603-E	Land Mobile FM or PM Communications Equipment Measurement and Performance Standards	2016
ANSI/TIA-102.CAAA -E	DIGITAL C4FMCQPSK TRANSCEIVER MEASUREMENT METHODS	2016
ANSI C63.26	American National Standard for Compliance Testing of Transmitters Used in Licensed Radio Services	2015
KDB 971168 D01	MEASUREMENT GUIDANCE FOR CERTIFICATION OF LICENSED DIGITAL TRANSMITTERS	v03r01

5. LABORATORY ENVIRONMENT

Control room / conducted chamber did not exceed following limits along the EMC testing:

Temperature	Min. = 15 °C, Max. = 35 °C
Relative humidity	Min. =20 %, Max. = 80 %
Shielding effectiveness	> 110 dB
Electrical insulation	>2 MΩ
Ground system resistance	< 0.5 Ω

Fully-anechoic chamber 3 (10 meters×6.7 meters×6.15 meters) did not exceed following limits along the EMC testing:

Temperature	Min. = 15 °C, Max. = 30 °C
Relative humidity	Min. = 35 %, Max. = 60 %
Shielding effectiveness	> 100 dB
Electrical insulation	>2 MΩ
Ground system resistance	< 0.5 Ω
Normalised site attenuation (NSA)	<±3.5 dB, 3 m distance
Site voltage standing-wave ratio (S_{VSWR})	Between 0 and 6 dB, from 1GHz to 18GHz
Uniformity of field strength	Between 0 and 6 dB, from 80 to 3000 MHz

6. SUMMARY OF TEST RESULT

6.1. Summary of test results

LTE Band 12

Items	Test Name	Clause in FCC rules	Verdict
1	Output Power	27.50	P
2	Emission Limit	2.1051/27.53	P
3	Frequency Stability	2.1055	P
4	Occupied Bandwidth	2.1049	P
5	Emission Bandwidth	27.53	P
6	Band Edge Compliance	27.53	P
7	Conducted Spurious Emission	27.53	P
8	Peak-to-Average Power Ratio	27.50	P

LTE Band 13

Items	Test Name	Clause in FCC rules	Verdict
1	Output Power	27.50	P
2	Emission Limit	2.1051/27.53	P
3	Frequency Stability	2.1055	P
4	Occupied Bandwidth	2.1049	P
5	Emission Bandwidth	27.53	P
6	Band Edge Compliance	27.53	P
7	Conducted Spurious Emission	27.53	P
8	Peak-to-Average Power Ratio	27.50	P

LTE Band 25

Items	Test Name	Clause in FCC rules	Verdict
1	Output Power	24.232	P
2	Emission Limit	2.1051/24.238	P
3	Frequency Stability	2.1055	P
4	Occupied Bandwidth	2.1049	P
5	Emission Bandwidth	24.238	P
6	Band Edge Compliance	24.238	P
7	Conducted Spurious Emission	24.238	P
8	Peak-to-Average Power Ratio	24.232	P

LTE Band 26(814MHz~824MHz)

Items	Test Name	Clause in FCC rules	Verdict
1	Output Power	90.635	P
2	Emission Limit	2.1051/90.691	P
3	Frequency Stability	2.1055	P
4	Occupied Bandwidth	2.1049	P
5	Emission Bandwidth	2.1049	P
6	Band Edge Compliance	90.691	P
7	Conducted Spurious Emission	90.691	P

LTE Band 26(824MHz~849MHz)

Items	Test Name	Clause in FCC rules	Verdict
1	Output Power	22.913	P
2	Emission Limit	2.1051/22.917	P
3	Frequency Stability	2.1055	P
4	Occupied Bandwidth	2.1049	P
5	Emission Bandwidth	22.917	P
6	Band Edge Compliance	22.917	P
7	Conducted Spurious Emission	22.917	P

LTE Band 41

Items	Test Name	Clause in FCC rules	Verdict
1	Output Power	27.50	P
2	Emission Limit	2.1051/27.53	P
3	Frequency Stability	2.1055	P
4	Occupied Bandwidth	2.1049	P
5	Emission Bandwidth	27.53	P
6	Band Edge Compliance	27.53	P
7	Conducted Spurious Emission	27.53	P
8	Peak-to-Average Power Ratio	27.50	P

LTE Band 66

Items	Test Name	Clause in FCC rules	Verdict
1	Output Power	27.50	P
2	Emission Limit	2.1051/27.53	P
3	Frequency Stability	2.1055	P
4	Occupied Bandwidth	2.1049	P
5	Emission Bandwidth	27.53	P
6	Band Edge Compliance	27.53	P
7	Conducted Spurious Emission	27.53	P
8	Peak-to-Average Power Ratio	27.50	P

LTE Band 71

Items	Test Name	Clause in FCC rules	Verdict
1	Output Power	27.50	P
2	Emission Limit	2.1051/27.53	P
3	Frequency Stability	2.1055	P
4	Occupied Bandwidth	2.1049	P
5	Emission Bandwidth	27.53	P
6	Band Edge Compliance	27.53	P
7	Conducted Spurious Emission	27.53	P
8	Peak-to-Average Power Ratio	27.50	P

Terms used in Verdict column

P	Pass. The EUT complies with the essential requirements in the standard.
NP	Not Performed. The test was not performed by CTTL.
NA	Not Applicable. The test was not applicable.
BR	Re-use test data from basic model report.
F	Fail. The EUT does not comply with the essential requirements in the standard.

Explanation of worst-case configuration

The worst-case scenario for all measurements is based on the conducted output power measurement investigation results. Output power was measured on QPSK, 16QAM and 64QAM modulations. It was found that QPSK was the worst case. All testing was performed using QPSK modulations to represent the worst case unless otherwise stated. The test results shown in the following sections represent the worst case emission.

7. Test Equipment Utilized

NO.	Description	TYPE	series number	MANUFACTURE	CAL DUE DATE	Calibration interval
1	Universal Radio Communication Tester	CMW500	159082	R&S	2020-12-24	1 year
2	Spectrum Analyzer	FSU26	200030	R&S	2020-06-03	1 year
3	Climate chamber	SH-242	93008556	ESPEC	2020-12-21	3 year
4	Radio Communication Analyzer	MT8821C	6201763159	Anritsu	2020-07-23	1 year
5	EMI Antenna	VULB9163	9163-483	Schwarzbeck	2020-09-16	1 year
6	EMI Antenna	3117	00058889	ETS-Lindgren	2020-11-18	1 year
7	EMI Antenna	3117	00139065	ETS-Lindgren	2020-11-10	1 year
8	EMI Antenna	9117	167	Schwarzbeck	2020-05-27	1 year
9	Signal Generator	N5183A	MY49060052	R&S	2020-06-24	1 year
10	Test Receiver	E4440A	MY48250642	Agilent	2020-03-18	1 year
11	Universal Radio Communication Tester	CMW500	143008	R&S	2020-11-26	1 year

ANNEX A: MEASUREMENT RESULTS

A.1 OUTPUT POWER

A.1.1 Summary

During the process of testing, the EUT was controlled via Rhode & Schwarz Universal Radio Communication Tester (CMW500) or Anritsu Radio Communication Analyzer (MT8821C) to ensure max power transmission and proper modulation.

In all cases, output power is within the specified limits.

A.1.2 Conducted

A.1.2.1 Method of Measurements

The EUT was set up for the max output power with pseudo random data modulation.

These measurements were done at 3 frequencies (bottom, middle and top of operational frequency range) for each bandwidth.

A.1.2.2 Measurement result

LTE band 12

Bandwidth	RB size/offset	Frequency (MHz)	Power (dBm)		
			QPSK	16QAM	64QAM
1.4MHz	1 RB high	715.3	23.17	22.19	21.39
		707.5	23.14	22.47	21.67
		699.7	23.10	22.16	21.36
	1 RB low	715.3	23.14	22.20	21.40
		707.5	23.13	22.48	21.68
		699.7	23.13	22.19	21.39
	50% RB mid	715.3	23.21	22.23	21.43
		707.5	23.24	22.37	21.57
		699.7	23.23	22.35	21.55
	100% RB	715.3	22.14	21.31	20.51
		707.5	22.18	21.11	20.31
		699.7	22.17	21.34	20.54
3MHz	1 RB high	714.5	23.18	22.54	21.74
		707.5	23.10	22.17	21.37
		700.5	23.15	22.04	21.24
	1 RB low	714.5	23.20	22.53	21.73
		707.5	23.17	22.25	21.45
		700.5	23.13	22.13	21.33
	50% RB mid	714.5	22.18	21.30	20.50
		707.5	22.18	21.22	20.42
		700.5	22.15	21.27	20.47

	100% RB	714.5	22.20	21.20	20.40
		707.5	22.19	21.10	20.30
		700.5	22.15	21.20	20.40
5MHz	1 RB high	713.5	23.14	22.27	21.47
		707.5	23.12	22.33	21.53
		701.5	23.19	22.68	21.88
	1 RB low	713.5	23.07	22.22	21.42
		707.5	23.12	22.26	21.46
		701.5	23.17	22.67	21.87
	50% RB mid	713.5	22.22	21.24	20.44
		707.5	22.21	21.27	20.47
		701.5	22.22	21.35	20.55
	100% RB	713.5	22.14	21.11	20.31
		707.5	22.19	21.19	20.39
		701.5	22.11	21.18	20.38
10MHz	1 RB high	711.0	23.17	22.51	21.71
		707.5	23.09	22.14	21.35
		704.0	23.14	22.04	21.25
	1 RB low	711.0	23.14	22.44	21.64
		707.5	23.07	22.14	21.35
		704.0	23.06	22.05	21.26
	50% RB mid	711.0	22.19	21.19	20.43
		707.5	22.21	21.27	20.51
		704.0	22.14	21.20	20.44
	100% RB	711.0	22.13	21.17	20.41
		707.5	22.18	21.23	20.47
		704.0	22.11	21.10	20.35

LTE band 13

Bandwidth	RB size/offset	Frequency (MHz)	Power (dBm)		
			QPSK	16QAM	64QAM
5MHz	1 RB high	784.5	22.65	21.76	21.02
		782	22.74	21.81	21.07
		779.5	22.64	22.13	21.39
	1 RB low	784.5	22.64	21.74	21.01
		782	22.70	21.77	21.03
		779.5	22.65	22.17	21.43
	50% RB mid	784.5	21.74	20.81	20.07
		782	21.72	20.83	20.09
		779.5	21.75	20.94	20.20
	100% RB	784.5	21.70	20.71	20.04
		782	21.64	20.69	20.09
		779.5	21.68	20.79	20.05
10MHz	1 RB high	782.0	22.67	21.96	21.22
	1 RB low	782.0	22.67	21.96	21.20
	50% RB mid	782.0	21.67	20.78	20.12
	100% RB	782.0	21.63	20.70	20.04

LTE band 25

Bandwidth	RB size/offset	Frequency (MHz)	Power (dBm)		
			QPSK	16QAM	64QAM
1.4MHz	1 RB high	1914.3	22.66	21.76	20.01
		1882.5	22.73	21.79	20.04
		1850.7	22.68	22.05	20.30
	1 RB low	1914.3	22.67	21.77	20.02
		1882.5	22.74	21.81	20.06
		1850.7	22.73	22.04	20.29
	50% RB mid	1914.3	22.86	22.04	20.29
		1882.5	22.84	21.82	20.07
		1850.7	22.89	21.99	20.24
	100% RB	1914.3	21.78	21.01	19.26
		1882.5	21.80	20.94	19.19
		1850.7	21.75	20.72	19.07
3MHz	1 RB high	1913.5	22.71	21.73	20.08
		1882.5	22.73	21.65	20.09
		1851.5	22.74	22.04	20.29
	1 RB low	1913.5	22.78	21.86	20.11
		1882.5	22.71	21.67	20.06
		1851.5	22.75	22.08	20.33
	50% RB mid	1913.5	21.77	20.85	19.10
		1882.5	21.79	20.87	19.12
		1851.5	21.74	20.83	19.08
	100% RB	1913.5	21.79	20.81	19.06
		1882.5	21.73	20.76	19.01
		1851.5	21.68	20.72	20.04
5MHz	1 RB high	1912.5	22.74	21.80	20.05
		1882.5	22.76	21.87	20.12
		1852.5	22.63	22.18	20.43
	1 RB low	1912.5	22.79	21.82	20.07
		1882.5	22.79	21.89	20.14
		1852.5	22.67	22.18	20.43
	50% RB mid	1912.5	21.86	20.94	19.19
		1882.5	21.79	20.82	19.07
		1852.5	21.76	20.85	19.10
	100% RB	1912.5	21.84	20.81	19.06
		1882.5	21.76	20.74	20.09
		1852.5	21.71	20.74	20.06
10MHz	1 RB high	1910.0	22.80	22.06	20.31
		1882.5	22.69	21.74	20.09

	1 RB low	1855.0	22.70	21.65	20.04
		1910.0	22.67	22.05	20.30
		1882.5	22.72	21.73	20.09
		1855.0	22.71	21.60	20.04
	50% RB mid	1910.0	21.81	20.90	19.15
		1882.5	21.76	20.87	19.12
		1855.0	21.68	20.75	19.00
	100% RB	1910.0	21.90	20.91	19.16
		1882.5	21.72	20.77	19.02
1855.0		21.73	20.74	20.06	
15MHz	1 RB high	1907.5	22.71	22.09	20.34
		1882.5	22.71	21.61	20.03
		1857.5	22.67	22.05	20.30
	1 RB low	1907.5	22.78	22.21	20.46
		1882.5	22.73	21.67	20.09
		1857.5	22.78	22.02	20.27
	50% RB mid	1907.5	21.89	20.82	19.07
		1882.5	21.81	20.78	19.03
		1857.5	21.74	20.76	19.01
	100% RB	1907.5	21.85	20.84	19.09
		1882.5	21.79	20.73	20.08
		1857.5	21.81	20.80	19.05
20MHz	1 RB high	1905.0	22.60	22.04	20.29
		1882.5	22.62	22.23	20.46
		1860.0	22.62	22.15	20.39
	1 RB low	1905.0	22.65	22.11	20.35
		1882.5	22.57	22.24	20.47
		1860.0	22.58	22.05	20.30
	50% RB mid	1905.0	21.74	20.74	19.09
		1882.5	21.71	20.73	19.08
		1860.0	21.75	20.76	19.11
100% RB	1905.0	21.64	20.67	19.02	
	1882.5	21.65	20.69	19.04	
	1860.0	21.73	20.77	19.12	

LTE band 26(814MHz~824MHz)

Bandwidth	RB size/offset	Frequency (MHz)	Power (dBm)		
			QPSK	16QAM	64QAM
1.4MHz	1 RB high	823.3	22.70	21.74	21.14
		819.0	22.64	21.81	21.11
		814.7	22.66	21.65	21.02
	1 RB low	823.3	22.67	21.68	21.13
		819.0	22.66	21.79	20.98
		814.7	22.67	21.66	20.89
	50% RB mid	823.3	22.83	22.02	21.07
		819.0	22.79	21.92	20.92
		814.7	22.80	21.89	20.88
	100% RB	823.3	21.77	20.95	19.76
		819.0	21.73	20.67	19.71
		814.7	21.75	20.97	19.77
3MHz	1 RB high	822.5	22.70	21.88	21.15
		819.0	22.70	21.87	21.12
		815.5	22.72	21.86	21.06
	1 RB low	822.5	22.71	21.85	21.06
		819.0	22.72	21.83	21.01
		815.5	22.76	21.89	20.98
	50% RB mid	822.5	21.70	20.87	19.92
		819.0	21.73	20.86	19.98
		815.5	21.75	20.87	19.86
	100% RB	822.5	21.69	20.78	19.85
		819.0	21.68	20.75	19.81
		815.5	21.66	20.75	19.76
5MHz	1 RB high	821.5	22.71	22.00	21.14
		819.0	22.68	21.98	21.06
		816.5	22.72	21.98	21.03
	1 RB low	821.5	22.68	21.97	21.08
		819.0	22.66	21.97	21.05
		816.5	22.70	21.97	21.01
	50% RB mid	821.5	21.77	20.96	19.96
		819.0	21.75	20.91	19.95
		816.5	21.75	20.90	19.87
	100% RB	821.5	21.72	20.85	19.84
		819.0	21.68	20.80	19.76
		816.5	21.69	20.80	19.75
10MHz	1 RB high	819.0	22.69	21.87	21.13
	1 RB low	819.0	22.67	21.81	21.06



	50% RB mid	819.0	21.70	20.81	19.84
	100% RB	819.0	21.74	20.81	19.86

LTE band 26(824MHz~849MHz)

Bandwidth	RB size/offset	Frequency (MHz)	Power (dBm)		
			QPSK	16QAM	64QAM
1.4MHz	1 RB high	848.3	22.68	21.72	21.12
		836.5	22.57	21.59	21.07
		824.7	22.54	21.61	21.04
	1 RB low	848.3	22.65	21.72	21.06
		836.5	22.57	21.55	21.11
		824.7	22.56	21.64	21.06
	50% RB mid	848.3	22.74	21.89	20.98
		836.5	22.67	21.86	20.97
		824.7	22.74	21.93	20.79
	100% RB	848.3	21.72	20.92	19.97
		836.5	21.67	20.86	19.77
		824.7	21.69	20.90	19.86
3MHz	1 RB high	847.5	22.76	21.81	21.13
		836.5	22.67	21.77	21.17
		825.5	22.68	21.85	21.16
	1 RB low	847.5	22.72	21.81	21.18
		836.5	22.69	21.79	21.03
		825.5	22.68	21.84	20.95
	50% RB mid	847.5	21.75	20.86	19.97
		836.5	21.68	20.80	19.92
		825.5	21.69	20.82	19.87
	100% RB	847.5	21.68	20.74	19.85
		836.5	21.69	20.74	19.82
		825.5	21.64	20.73	19.77
5MHz	1 RB high	846.5	22.78	21.90	21.04
		836.5	22.68	21.91	21.01
		826.5	22.69	21.97	20.91
	1 RB low	846.5	22.69	21.93	21.04
		836.5	22.64	21.90	20.89
		826.5	22.68	21.97	20.73
	50% RB mid	846.5	21.75	20.89	19.99
		836.5	21.76	20.93	19.91
		826.5	21.75	20.93	19.87
	100% RB	846.5	21.72	20.82	19.93
		836.5	21.72	20.83	19.87
		826.5	21.70	20.78	19.81
10MHz	1 RB high	844.0	22.78	21.87	21.18
		836.5	22.70	21.82	21.13

	1 RB low	829.0	22.68	21.77	21.08	
		844.0	22.64	21.79	21.05	
		836.5	22.68	21.78	20.96	
		829.0	22.69	21.84	21.04	
	50% RB mid	844.0	21.77	20.86	19.93	
		836.5	21.75	20.83	19.86	
		829.0	21.70	20.82	19.91	
	100% RB	844.0	21.75	20.83	19.85	
		836.5	21.74	20.77	19.81	
		829.0	21.75	20.81	19.83	
	15MHz	1 RB high	841.5	22.78	21.86	21.04
			836.5	22.72	21.84	21.06
831.5			22.68	21.82	21.03	
1 RB low		841.5	22.69	21.80	21.02	
		836.5	22.68	21.82	20.97	
		831.5	22.69	21.82	20.94	
50% RB mid		841.5	21.82	20.82	19.92	
		836.5	21.76	20.80	19.88	
		831.5	21.76	20.80	19.83	
100% RB		841.5	21.83	20.84	19.87	
		836.5	21.81	20.80	19.77	
		831.5	21.76	20.82	19.79	

LTE band 41(PC2)

Bandwidth	RB size/offset	Frequency (MHz)	Power (dBm)		
			QPSK	16QAM	64QAM
5MHz	1 RB high	2687.5	25.78	25.06	23.24
		2593.0	25.77	24.98	23.16
		2498.5	25.75	25.08	23.26
	1 RB low	2687.5	25.77	25.07	23.25
		2593.0	25.77	24.98	23.16
		2498.5	25.72	25.08	23.26
	50% RB mid	2687.5	24.98	23.93	22.11
		2593.0	24.95	23.94	22.12
		2498.5	24.86	23.95	22.13
	100% RB	2687.5	24.92	23.93	22.11
		2593.0	24.89	23.88	22.06
		2498.5	24.82	23.85	22.03
10MHz	1 RB high	2685.0	25.83	25.20	23.38
		2593.0	25.89	25.06	23.24
		2501.0	25.75	25.11	23.29
	1 RB low	2685.0	25.80	25.15	23.33
		2593.0	25.85	25.07	23.25
		2501.0	25.73	25.07	23.25
	50% RB mid	2685.0	24.94	23.93	22.11
		2593.0	24.89	23.91	22.09
		2501.0	24.85	23.90	22.08
	100% RB	2685.0	24.93	23.92	22.10
		2593.0	24.86	23.85	22.03
		2501.0	24.85	23.89	22.07
15MHz	1 RB high	2682.5	25.33	25.11	23.29
		2593.0	25.67	25.18	23.36
		2503.5	25.84	24.96	23.14
	1 RB low	2682.5	25.27	24.97	23.15
		2593.0	25.57	25.18	23.36
		2503.5	25.84	24.95	23.13
	50% RB mid	2682.5	24.48	23.91	22.09
		2593.0	24.81	23.90	22.08
		2503.5	24.91	23.86	22.04
	100% RB	2682.5	24.48	23.93	22.11
		2593.0	24.81	23.91	22.09
		2503.5	24.89	23.87	22.05

20MHz	1 RB high	2680.0	26.07	25.19	23.37
		2593.0	25.90	25.34	23.50
		2506.0	25.90	25.04	23.23
	1 RB low	2680.0	25.90	25.20	23.38
		2593.0	25.89	25.35	23.51
		2506.0	25.90	24.96	23.16
	50% RB mid	2680.0	25.08	24.05	22.34
		2593.0	25.04	24.06	22.35
		2506.0	25.00	24.02	22.31
	100% RB	2680.0	25.06	24.03	22.32
		2593.0	25.01	24.00	22.30
		2506.0	24.95	23.97	22.27

LTE band 41(PC3)

Bandwidth	RB size/offset	Frequency (MHz)	Power (dBm)		
			QPSK	16QAM	64QAM
5MHz	1 RB high	2687.5	22.88	21.87	20.08
		2593.0	22.80	21.97	20.00
		2498.5	22.93	21.79	20.13
	1 RB low	2687.5	22.81	21.78	20.01
		2593.0	22.76	21.91	20.06
		2498.5	22.84	21.79	20.04
	50% RB mid	2687.5	22.72	21.92	20.02
		2593.0	22.91	21.75	20.11
		2498.5	22.77	21.78	20.07
	100% RB	2687.5	22.71	21.86	20.01
		2593.0	22.88	21.62	20.08
		2498.5	22.79	21.95	20.09
10MHz	1 RB high	2685.0	22.88	21.90	20.08
		2593.0	22.87	22.05	20.07
		2501.0	23.01	21.90	20.21
	1 RB low	2685.0	22.77	21.83	20.07
		2593.0	22.81	22.03	20.01
		2501.0	23.09	22.14	20.29
	50% RB mid	2685.0	23.08	22.26	20.28
		2593.0	23.21	22.11	20.41
		2501.0	23.03	22.06	20.23
	100% RB	2685.0	23.06	22.20	20.26
		2593.0	22.84	21.87	20.04

		2501.0	22.83	22.01	20.03
15MHz	1 RB high	2682.5	22.94	21.86	20.14
		2593.0	22.86	21.87	20.06
		2503.5	22.85	21.92	20.05
		2682.5	22.91	21.82	20.11
	1 RB low	2593.0	22.82	21.85	20.02
		2503.5	22.96	21.86	20.16
		2682.5	22.87	21.87	20.07
	50% RB mid	2593.0	22.85	21.98	20.05
		2503.5	22.90	21.81	20.10
		2682.5	22.88	21.86	20.08
	100% RB	2593.0	22.95	21.88	20.15
		2503.5	22.88	21.89	20.08
2680.0		23.00	22.00	20.20	
20MHz	1 RB high	2593.0	22.95	22.03	20.23
		2506.0	23.05	21.95	20.15
		2680.0	22.99	21.98	20.18
	1 RB low	2593.0	22.93	22.04	20.24
		2506.0	23.02	22.03	20.23
		2680.0	22.97	22.07	20.26
	50% RB mid	2593.0	23.09	22.02	20.22
		2506.0	23.03	22.01	20.21
		2680.0	22.99	22.07	20.26
	100% RB	2593.0	23.01	22.02	20.22
		2506.0	22.95	22.07	20.26

LTE band 66

Bandwidth	RB size/offset	Frequency (MHz)	Power (dBm)		
			QPSK	16QAM	64QAM
1.4MHz	1 RB high	1779.3	22.93	21.91	20.56
		1745.0	22.86	22.24	20.89
		1710.7	22.81	21.88	20.53
	1 RB low	1779.3	22.93	21.95	20.60
		1745.0	22.90	22.28	20.93
		1710.7	22.82	21.90	20.55
	50% RB mid	1779.3	22.94	21.94	20.59
		1745.0	23.01	22.13	20.78
		1710.7	23.02	22.21	20.86

		1779.3	21.98	21.11	20.76
	100% RB	1745.0	21.93	20.87	20.52
		1710.7	21.95	21.14	20.79
3MHz	1 RB high	1778.5	22.90	21.68	20.53
		1745.0	22.85	22.22	20.87
		1711.5	22.85	21.89	20.54
	1 RB low	1778.5	22.87	21.81	20.56
		1745.0	22.91	22.22	20.87
		1711.5	22.89	21.97	20.62
	50% RB mid	1778.5	21.89	21.00	19.65
		1745.0	21.85	20.99	19.64
		1711.5	21.91	20.97	19.62
	100% RB	1778.5	21.85	20.87	19.52
		1745.0	21.83	20.91	19.56
		1711.5	21.87	20.86	19.51
5MHz	1 RB high	1777.5	22.99	21.95	20.60
		1745.0	22.82	22.29	20.94
		1712.5	22.85	21.96	20.61
	1 RB low	1777.5	22.87	22.00	20.65
		1745.0	22.79	22.33	20.98
		1712.5	22.89	22.00	20.65
	50% RB mid	1777.5	21.89	20.95	19.60
		1745.0	21.88	21.00	19.65
		1712.5	21.93	21.00	19.65
	100% RB	1777.5	21.83	20.87	19.52
		1745.0	21.86	20.94	19.59
		1712.5	21.87	20.86	19.51
10MHz	1 RB high	1775.0	23.37	22.06	20.71
		1745.0	23.32	22.64	21.29
		1715.0	23.31	22.07	20.72
	1 RB low	1775.0	23.31	21.88	20.53
		1745.0	23.32	22.18	20.83
		1715.0	23.10	21.83	20.58
	50% RB mid	1775.0	22.33	21.18	19.83
		1745.0	22.36	20.98	19.63
		1715.0	22.36	21.02	19.67
	100% RB	1775.0	22.34	21.30	19.95
		1745.0	22.40	21.20	19.85
		1715.0	22.35	21.01	19.66
15MHz	1 RB high	1772.5	23.24	22.66	21.31

		1745.0	23.29	22.23	20.88
		1717.5	23.33	22.56	21.21
	1 RB low	1772.5	23.29	22.64	21.29
		1745.0	23.34	22.20	20.85
		1717.5	22.45	21.42	20.07
	50% RB mid	1772.5	22.42	21.34	19.99
		1745.0	22.43	21.37	20.02
		1717.5	22.46	21.39	20.04
	100% RB	1772.5	22.39	21.39	20.04
		1745.0	22.42	21.40	20.05
		1717.5	23.24	22.66	21.31
	20MHz	1 RB high	1770.0	23.26	22.50
1745.0			23.23	22.74	21.37
1720.0			23.28	22.70	21.34
1 RB low		1770.0	23.19	22.55	21.20
		1745.0	23.23	22.76	21.39
		1720.0	23.26	22.68	21.32
50% RB mid		1770.0	22.30	21.29	20.05
		1745.0	22.33	21.35	20.10
		1720.0	22.32	21.37	20.12
100% RB		1770.0	22.31	21.32	20.07
		1745.0	22.32	21.32	20.01
		1720.0	22.30	21.32	20.04

LTE band 71

Bandwidth	RB size/offset	Frequency (MHz)	Power (dBm)		
			QPSK	16QAM	64QAM
5MHz	1 RB high	695.5	23.26	22.29	21.34
		680.5	23.10	22.21	21.26
		665.5	23.08	22.55	21.60
	1 RB low	695.5	23.13	22.16	21.21
		680.5	23.12	22.21	21.26
		665.5	23.08	22.49	21.54
	50% RB mid	695.5	22.16	21.19	20.24
		680.5	22.13	21.18	20.23
		665.5	22.10	21.20	20.25
	100% RB	695.5	22.16	21.14	20.19
		680.5	22.06	21.13	20.18
		665.5	22.01	21.04	20.09
10MHz	1 RB high	693	23.08	22.12	21.17
		680.5	23.04	22.04	21.03
		668	23.09	22.39	21.44
	1 RB low	693	23.08	22.04	21.09
		680.5	23.02	22.08	21.03
		668	23.05	22.35	21.40
	50% RB mid	693	22.10	21.20	20.25
		680.5	22.07	21.05	20.10
		668	22.05	21.02	20.07
	100% RB	693	22.17	21.18	20.23
		680.5	22.00	21.03	20.04
		668	22.08	21.09	20.04
15MHz	1 RB high	690.5	23.11	22.52	21.57
		680.5	23.07	22.03	21.04
		670.5	23.11	22.42	21.47
	1 RB low	690.5	23.01	22.39	21.44
		680.5	23.02	22.02	21.04
		670.5	23.07	22.38	21.43
	50% RB mid	690.5	22.20	21.10	20.15
		680.5	22.08	21.05	20.10
		670.5	22.16	21.11	20.16
	100% RB	690.5	22.24	21.22	20.27
		680.5	22.05	21.03	20.08
		670.5	22.17	21.14	20.19

20MHz	1 RB high	688	23.27	22.60	21.65
		680.5	23.24	22.51	21.56
		673	23.22	22.57	21.62
	1 RB low	688	23.16	22.46	21.51
		680.5	23.08	22.49	21.54
		673	23.10	22.41	21.47
	50% RB mid	688	22.31	21.30	20.41
		680.5	22.29	21.29	20.41
		673	22.27	21.24	20.36
	100% RB	688	22.38	21.44	20.55
		680.5	22.11	21.11	20.23
		673	22.35	21.32	20.44

A.1.3 Radiated

A.1.3.1 Description

This is the test for the maximum radiated power from the EUT.

Rule Part 22.913(a) specifies "Mobile stations are limited to 2.0 watts EIRP".

Rule Part 24.232(b) specifies, "Mobile/portable stations are limited to 2 watts e.i.r.p. Peak power" and 24.232(c) specifies that "Peak transmit power must be measured over any interval of continuous transmission using instrumentation calibrated in terms of an rms-equivalent voltage."

Rule Part 27.50(d) specifies "Fixed, mobile, and portable (handheld) stations operating in the 1710–1755 MHz band are limited to 1 watt EIRP".

Rule Part 27.50(h)(2) specifies "Mobile stations are limited to 2.0 watts EIRP".

Rule Part 27.50(c) specifies "Portable stations (hand-held de-vices) are limited to 3 watts ERP".

Rule Part 27.50(a)(3) specifies "For mobile and portable stations transmitting in the 2305–2315 MHz band or the 2350–2360 MHz band, the average EIRP must not exceed 50 milliwatts within any 1 megahertz of authorized bandwidth, except that for mobile and portable stations compliant with 3GPP LTE standards or another advanced mobile broadband protocol that avoids concentrating energy at the edge of the operating band the average EIRP must not exceed 250 milliwatts within any 5 megahertz of authorized bandwidth but may exceed 50 milliwatts within any 1 megahertz of authorized bandwidth."

Rule Part 90.635(b) specifies "The maximum output power of the transmitter for mobile stations is 100 watts(50dBm)".

A.1.3.2 Method of Measurement

NASI C63.26 chapter 5.2.5.5: when working in decibels (i.e., logarithmic scale), the ERP and EIRP represent the sum of the transmit antenna gain (in dBd or dBi, respectively) and the conducted RF output power (expressed in dB relative to watts or milliwatts).

The relevant equation for determining the maximum ERP or EIRP from the measured RF output power is given in Equation (1) as follows:

$$\text{EIRP} = P_{\text{Mea}} + G_{\text{T}}$$

$$\text{ERP} = P_{\text{Mea}} + G_{\text{T}} - 2.15\text{dBi}$$

Where

ERP or EIRP effective radiated power or equivalent isotropically radiated power, respectively

(expressed in the same units as P_{Mea} , e.g., dBm or dBW)

P_{Mea} measured transmitter output power or PSD, in dBm or dBW

G_{T} gain of the transmitting antenna, in dBd (ERP) or dBi (EIRP)

A.1.3.3 Measurement result

LTE Band 12 - ERP
Limits: ≤34.77dBm (3W)

Bandwidth	RB size/offset	Frequency (MHz)	Conducted Power (dBm)			G _T (dBi)	Radiated Power (dBm)		
			QPSK	16QAM	64QAM		QPSK	16QAM	64QAM
1.4 MHz	1 RB high	715.3	23.17	22.19	21.39	-2.8	18.22	17.24	16.44
		707.5	23.14	22.47	21.67	-2.8	18.19	17.52	16.72
		699.7	23.10	22.16	21.36	-2.8	18.15	17.21	16.41
	1 RB low	715.3	23.14	22.20	21.40	-2.8	18.19	17.25	16.45
		707.5	23.13	22.48	21.68	-2.8	18.18	17.53	16.73
		699.7	23.13	22.19	21.39	-2.8	18.18	17.24	16.44
	50% RB mid	715.3	23.21	22.23	21.43	-2.8	18.26	17.28	16.48
		707.5	23.24	22.37	21.57	-2.8	18.29	17.42	16.62
		699.7	23.23	22.35	21.55	-2.8	18.28	17.40	16.60
	100% RB	715.3	22.14	21.31	20.51	-2.8	17.19	16.36	15.56
		707.5	22.18	21.11	20.31	-2.8	17.23	16.16	15.36
		699.7	22.17	21.34	20.54	-2.8	17.22	16.39	15.59
3MHz	1 RB high	714.5	23.18	22.54	21.74	-2.8	18.23	17.59	16.79
		707.5	23.10	22.17	21.37	-2.8	18.15	17.22	16.42
		700.5	23.15	22.04	21.24	-2.8	18.20	17.09	16.29
	1 RB low	714.5	23.20	22.53	21.73	-2.8	18.25	17.58	16.78
		707.5	23.17	22.25	21.45	-2.8	18.22	17.30	16.50
		700.5	23.13	22.13	21.33	-2.8	18.18	17.18	16.38
	50% RB mid	714.5	22.18	21.30	20.50	-2.8	17.23	16.35	15.55
		707.5	22.18	21.22	20.42	-2.8	17.23	16.27	15.47
		700.5	22.15	21.27	20.47	-2.8	17.20	16.32	15.52
	100% RB	714.5	22.20	21.20	20.40	-2.8	17.25	16.25	15.45
		707.5	22.19	21.10	20.30	-2.8	17.24	16.15	15.35
		700.5	22.15	21.20	20.40	-2.8	17.20	16.25	15.45
5MHz	1 RB high	713.5	23.14	22.27	21.47	-2.8	18.19	17.32	16.52
		707.5	23.12	22.33	21.53	-2.8	18.17	17.38	16.58
		701.5	23.19	22.68	21.88	-2.8	18.24	17.73	16.93
	1 RB low	713.5	23.07	22.22	21.42	-2.8	18.12	17.27	16.47
		707.5	23.12	22.26	21.46	-2.8	18.17	17.31	16.51
		701.5	23.17	22.67	21.87	-2.8	18.22	17.72	16.92
	50% RB mid	713.5	22.22	21.24	20.44	-2.8	17.27	16.29	15.49
		707.5	22.21	21.27	20.47	-2.8	17.26	16.32	15.52
		701.5	22.22	21.35	20.55	-2.8	17.27	16.40	15.60
	100%	713.5	22.14	21.11	20.31	-2.8	17.19	16.16	15.36

	RB	707.5	22.19	21.19	20.39	-2.8	17.24	16.24	15.44
		701.5	22.11	21.18	20.38	-2.8	17.16	16.23	15.43
10M Hz	1 RB high	711.0	23.17	22.51	21.71	-2.8	18.22	17.56	16.76
		707.5	23.09	22.14	21.35	-2.8	18.14	17.19	16.40
		704.0	23.14	22.04	21.25	-2.8	18.19	17.09	16.30
	1 RB low	711.0	23.14	22.44	21.64	-2.8	18.19	17.49	16.69
		707.5	23.07	22.14	21.35	-2.8	18.12	17.19	16.40
		704.0	23.06	22.05	21.26	-2.8	18.11	17.10	16.31
	50% RB mid	711.0	22.19	21.19	20.43	-2.8	17.24	16.24	15.48
		707.5	22.21	21.27	20.51	-2.8	17.26	16.32	15.56
		704.0	22.14	21.20	20.44	-2.8	17.19	16.25	15.49
	100% RB	711.0	22.13	21.17	20.41	-2.8	17.18	16.22	15.46
		707.5	22.18	21.23	20.47	-2.8	17.23	16.28	15.52
		704.0	22.11	21.10	20.35	-2.8	17.16	16.15	15.40

LTE Band 13- ERP
Limits: ≤34.77 dBm (3W)

Bandwidth	RB size/offset	Frequency (MHz)	Conducted Power (dBm)			G _T (dBi)	Radiated Power (dBm)		
			QPSK	16QAM	64QAM		QPSK	16QAM	64QAM
5MHz	1 RB high	784.5	22.65	21.76	21.02	-2.0	18.50	17.61	16.87
		782	22.74	21.81	21.07	-2.0	18.59	17.66	16.92
		779.5	22.64	22.13	21.39	-2.0	18.49	17.98	17.24
	1 RB low	784.5	22.64	21.74	21.01	-2.0	18.49	17.59	16.86
		782	22.70	21.77	21.03	-2.0	18.55	17.62	16.88
		779.5	22.65	22.17	21.43	-2.0	18.50	18.02	17.28
	50% RB mid	784.5	21.74	20.81	20.07	-2.0	17.59	16.66	15.92
		782	21.72	20.83	20.09	-2.0	17.57	16.68	15.94
		779.5	21.75	20.94	20.20	-2.0	17.60	16.79	16.05
	100% RB	784.5	21.70	20.71	20.04	-2.0	17.55	16.56	15.89
		782	21.64	20.69	20.09	-2.0	17.49	16.54	15.94
		779.5	21.68	20.79	20.05	-2.0	17.53	16.64	15.90
10MHz	1 RB high	782.0	22.67	21.96	21.22	-2.0	18.52	17.81	17.07
	1 RB low	782.0	22.67	21.96	21.20	-2.0	18.52	17.81	17.05
	50% RB mid	782.0	21.67	20.78	20.12	-2.0	17.52	16.63	15.97
	100% RB	782.0	21.63	20.70	20.04	-2.0	17.48	16.55	15.89

LTE Band 25- EIRP
Limits: ≤33dBm (2W)

Bandwidth	RB size/offset	Frequency (MHz)	Conducted Power (dBm)			G _T (dBi)	Radiated Power (dBm)		
			QPSK	16QAM	64QAM		QPSK	16QAM	64QAM
1.4 MHz	1 RB high	1914.3	22.66	21.76	20.01	0.5	23.16	22.26	20.51
		1882.5	22.73	21.79	20.04	0.5	23.23	22.29	20.54
		1850.7	22.68	22.05	20.30	0.5	23.18	22.55	20.80
	1 RB low	1914.3	22.67	21.77	20.02	0.5	23.17	22.27	20.52
		1882.5	22.74	21.81	20.06	0.5	23.24	22.31	20.56
		1850.7	22.73	22.04	20.29	0.5	23.23	22.54	20.79
	50% RB mid	1914.3	22.86	22.04	20.29	0.5	23.36	22.54	20.79
		1882.5	22.84	21.82	20.07	0.5	23.34	22.32	20.57
		1850.7	22.89	21.99	20.24	0.5	23.39	22.49	20.74
	100% RB	1914.3	21.78	21.01	19.26	0.5	22.28	21.51	19.76
		1882.5	21.80	20.94	19.19	0.5	22.30	21.44	19.69
		1850.7	21.75	20.72	19.07	0.5	22.25	21.22	19.57
3MHz	1 RB high	1913.5	22.71	21.73	20.08	0.5	23.21	22.23	20.58
		1882.5	22.73	21.65	20.09	0.5	23.23	22.15	20.59
		1851.5	22.74	22.04	20.29	0.5	23.24	22.54	20.79
	1 RB low	1913.5	22.78	21.86	20.11	0.5	23.28	22.36	20.61
		1882.5	22.71	21.67	20.06	0.5	23.21	22.17	20.56
		1851.5	22.75	22.08	20.33	0.5	23.25	22.58	20.83
	50% RB mid	1913.5	21.77	20.85	19.10	0.5	22.27	21.35	19.60
		1882.5	21.79	20.87	19.12	0.5	22.29	21.37	19.62
		1851.5	21.74	20.83	19.08	0.5	22.24	21.33	19.58
	100% RB	1913.5	21.79	20.81	19.06	0.5	22.29	21.31	19.56
		1882.5	21.73	20.76	19.01	0.5	22.23	21.26	19.51
		1851.5	21.68	20.72	20.04	0.5	22.18	21.22	20.54
5MHz	1 RB high	1912.5	22.74	21.80	20.05	0.5	23.24	22.30	20.55
		1882.5	22.76	21.87	20.12	0.5	23.26	22.37	20.62
		1852.5	22.63	22.18	20.43	0.5	23.13	22.68	20.93
	1 RB low	1912.5	22.79	21.82	20.07	0.5	23.29	22.32	20.57
		1882.5	22.79	21.89	20.14	0.5	23.29	22.39	20.64
		1852.5	22.67	22.18	20.43	0.5	23.17	22.68	20.93
	50% RB mid	1912.5	21.86	20.94	19.19	0.5	22.36	21.44	19.69
		1882.5	21.79	20.82	19.07	0.5	22.29	21.32	19.57
		1852.5	21.76	20.85	19.10	0.5	22.26	21.35	19.60
	100% RB	1912.5	21.84	20.81	19.06	0.5	22.34	21.31	19.56
		1882.5	21.76	20.74	20.09	0.5	22.26	21.24	20.59

		1852.5	21.71	20.74	20.06	0.5	22.21	21.24	20.56
10M Hz	1 RB high	1910.0	22.80	22.06	20.31	0.5	23.30	22.56	20.81
		1882.5	22.69	21.74	20.09	0.5	23.19	22.24	20.59
		1855.0	22.70	21.65	20.04	0.5	23.20	22.15	20.54
	1 RB low	1910.0	22.67	22.05	20.30	0.5	23.17	22.55	20.80
		1882.5	22.72	21.73	20.09	0.5	23.22	22.23	20.59
		1855.0	22.71	21.60	20.04	0.5	23.21	22.10	20.54
	50% RB mid	1910.0	21.81	20.90	19.15	0.5	22.31	21.40	19.65
		1882.5	21.76	20.87	19.12	0.5	22.26	21.37	19.62
		1855.0	21.68	20.75	19.00	0.5	22.18	21.25	19.50
	100% RB	1910.0	21.90	20.91	19.16	0.5	22.40	21.41	19.66
		1882.5	21.72	20.77	19.02	0.5	22.22	21.27	19.52
		1855.0	21.73	20.74	20.06	0.5	22.23	21.24	20.56
15M Hz	1 RB high	1907.5	22.71	22.09	20.34	0.5	23.21	22.59	20.84
		1882.5	22.71	21.61	20.03	0.5	23.21	22.11	20.53
		1857.5	22.67	22.05	20.30	0.5	23.17	22.55	20.80
	1 RB low	1907.5	22.78	22.21	20.46	0.5	23.28	22.71	20.96
		1882.5	22.73	21.67	20.09	0.5	23.23	22.17	20.59
		1857.5	22.78	22.02	20.27	0.5	23.28	22.52	20.77
	50% RB mid	1907.5	21.89	20.82	19.07	0.5	22.39	21.32	19.57
		1882.5	21.81	20.78	19.03	0.5	22.31	21.28	19.53
		1857.5	21.74	20.76	19.01	0.5	22.24	21.26	19.51
	100% RB	1907.5	21.85	20.84	19.09	0.5	22.35	21.34	19.59
		1882.5	21.79	20.73	20.08	0.5	22.29	21.23	20.58
		1857.5	21.81	20.80	19.05	0.5	22.31	21.30	19.55
20M Hz	1 RB high	1905.0	22.60	22.04	20.29	0.5	23.10	22.54	20.79
		1882.5	22.62	22.23	20.46	0.5	23.12	22.73	20.96
		1860.0	22.62	22.15	20.39	0.5	23.12	22.65	20.89
	1 RB low	1905.0	22.65	22.11	20.35	0.5	23.15	22.61	20.85
		1882.5	22.57	22.24	20.47	0.5	23.07	22.74	20.97
		1860.0	22.58	22.05	20.30	0.5	23.08	22.55	20.80
	50% RB mid	1905.0	21.74	20.74	19.09	0.5	22.24	21.24	19.59
		1882.5	21.71	20.73	19.08	0.5	22.21	21.23	19.58
		1860.0	21.75	20.76	19.11	0.5	22.25	21.26	19.61
	100% RB	1905.0	21.64	20.67	19.02	0.5	22.14	21.17	19.52
		1882.5	21.65	20.69	19.04	0.5	22.15	21.19	19.54
		1860.0	21.73	20.77	19.12	0.5	22.23	21.27	19.62

LTE Band 26(814MHz~824MHz)- ERP
Limits: ≤50dBm (100W)

Bandwidth	RB size/offset	Frequency (MHz)	Conducted Power (dBm)			G _T (dBi)	Radiated Power (dBm)		
			QPSK	16QAM	64QAM		QPSK	16QAM	64QAM
1.4 MHz	1 RB high	823.3	22.70	21.74	21.14	-1.8	18.75	17.79	17.19
		819.0	22.64	21.81	21.11	-1.8	18.69	17.86	17.16
		814.7	22.66	21.65	21.02	-1.8	18.71	17.70	17.07
	1 RB low	823.3	22.67	21.68	21.13	-1.8	18.72	17.73	17.18
		819.0	22.66	21.79	20.98	-1.8	18.71	17.84	17.03
		814.7	22.67	21.66	20.89	-1.8	18.72	17.71	16.94
	50% RB mid	823.3	22.83	22.02	21.07	-1.8	18.88	18.07	17.12
		819.0	22.79	21.92	20.92	-1.8	18.84	17.97	16.97
		814.7	22.80	21.89	20.88	-1.8	18.85	17.94	16.93
	100% RB	823.3	21.77	20.95	19.76	-1.8	17.82	17.00	15.81
		819.0	21.73	20.67	19.71	-1.8	17.78	16.72	15.76
		814.7	21.75	20.97	19.77	-1.8	17.80	17.02	15.82
3MHz	1 RB high	822.5	22.70	21.88	21.15	-1.8	18.75	17.93	17.20
		819.0	22.70	21.87	21.12	-1.8	18.75	17.92	17.17
		815.5	22.72	21.86	21.06	-1.8	18.77	17.91	17.11
	1 RB low	822.5	22.71	21.85	21.06	-1.8	18.76	17.90	17.11
		819.0	22.72	21.83	21.01	-1.8	18.77	17.88	17.06
		815.5	22.76	21.89	20.98	-1.8	18.81	17.94	17.03
	50% RB mid	822.5	21.70	20.87	19.92	-1.8	17.75	16.92	15.97
		819.0	21.73	20.86	19.98	-1.8	17.78	16.91	16.03
		815.5	21.75	20.87	19.86	-1.8	17.80	16.92	15.91
	100% RB	822.5	21.69	20.78	19.85	-1.8	17.74	16.83	15.90
		819.0	21.68	20.75	19.81	-1.8	17.73	16.80	15.86
		815.5	21.66	20.75	19.76	-1.8	17.71	16.80	15.81
5MHz	1 RB high	821.5	22.71	22.00	21.14	-1.8	18.76	18.05	17.19
		819.0	22.68	21.98	21.06	-1.8	18.73	18.03	17.11
		816.5	22.72	21.98	21.03	-1.8	18.77	18.03	17.08
	1 RB low	821.5	22.68	21.97	21.08	-1.8	18.73	18.02	17.13
		819.0	22.66	21.97	21.05	-1.8	18.71	18.02	17.10
		816.5	22.70	21.97	21.01	-1.8	18.75	18.02	17.06
	50% RB mid	821.5	21.77	20.96	19.96	-1.8	17.82	17.01	16.01
		819.0	21.75	20.91	19.95	-1.8	17.80	16.96	16.00
		816.5	21.75	20.90	19.87	-1.8	17.80	16.95	15.92
	100% RB	821.5	21.72	20.85	19.84	-1.8	17.77	16.90	15.89
		819.0	21.68	20.80	19.76	-1.8	17.73	16.85	15.81
		816.5	21.69	20.80	19.75	-1.8	17.74	16.85	15.80



10M Hz	1 RB high	819.0	22.69	21.87	21.13	-1.8	18.74	17.92	17.18
	1 RB low	819.0	22.67	21.81	21.06	-1.8	18.72	17.86	17.11
	50% RB mid	819.0	21.70	20.81	19.84	-1.8	17.75	16.86	15.89
	100% RB	819.0	21.74	20.81	19.86	-1.8	17.79	16.86	15.91

LTE Band 26(824MHz~849MHz)- ERP
Limits: ≤38.45dBm (7W)

Bandwidth	RB size/offset	Frequency (MHz)	Conducted Power (dBm)			G _T (dBi)	Radiated Power (dBm)		
			QPSK	16QAM	64QAM		QPSK	16QAM	64QAM
1.4 MHz	1 RB high	848.3	22.68	21.72	21.12	-1.8	18.73	17.77	17.17
		836.5	22.57	21.59	21.07	-1.8	18.62	17.64	17.12
		824.7	22.54	21.61	21.04	-1.8	18.59	17.66	17.09
	1 RB low	848.3	22.65	21.72	21.06	-1.8	18.70	17.77	17.11
		836.5	22.57	21.55	21.11	-1.8	18.62	17.60	17.16
		824.7	22.56	21.64	21.06	-1.8	18.61	17.69	17.11
	50% RB mid	848.3	22.74	21.89	20.98	-1.8	18.79	17.94	17.03
		836.5	22.67	21.86	20.97	-1.8	18.72	17.91	17.02
		824.7	22.74	21.93	20.79	-1.8	18.79	17.98	16.84
	100% RB	848.3	21.72	20.92	19.97	-1.8	17.77	16.97	16.02
		836.5	21.67	20.86	19.77	-1.8	17.72	16.91	15.82
		824.7	21.69	20.90	19.86	-1.8	17.74	16.95	15.91
3MHz	1 RB high	847.5	22.76	21.81	21.13	-1.8	18.81	17.86	17.18
		836.5	22.67	21.77	21.17	-1.8	18.72	17.82	17.22
		825.5	22.68	21.85	21.16	-1.8	18.73	17.90	17.21
	1 RB low	847.5	22.72	21.81	21.18	-1.8	18.77	17.86	17.23
		836.5	22.69	21.79	21.03	-1.8	18.74	17.84	17.08
		825.5	22.68	21.84	20.95	-1.8	18.73	17.89	17.00
	50% RB mid	847.5	21.75	20.86	19.97	-1.8	17.80	16.91	16.02
		836.5	21.68	20.80	19.92	-1.8	17.73	16.85	15.97
		825.5	21.69	20.82	19.87	-1.8	17.74	16.87	15.92
	100% RB	847.5	21.68	20.74	19.85	-1.8	17.73	16.79	15.90
		836.5	21.69	20.74	19.82	-1.8	17.74	16.79	15.87
		825.5	21.64	20.73	19.77	-1.8	17.69	16.78	15.82
5MHz	1 RB high	846.5	22.78	21.90	21.04	-1.8	18.83	17.95	17.09
		836.5	22.68	21.91	21.01	-1.8	18.73	17.96	17.06
		826.5	22.69	21.97	20.91	-1.8	18.74	18.02	16.96
	1 RB low	846.5	22.69	21.93	21.04	-1.8	18.74	17.98	17.09
		836.5	22.64	21.90	20.89	-1.8	18.69	17.95	16.94
		826.5	22.68	21.97	20.73	-1.8	18.73	18.02	16.78
	50% RB mid	846.5	21.75	20.89	19.99	-1.8	17.80	16.94	16.04
		836.5	21.76	20.93	19.91	-1.8	17.81	16.98	15.96
		826.5	21.75	20.93	19.87	-1.8	17.80	16.98	15.92
	100% RB	846.5	21.72	20.82	19.93	-1.8	17.77	16.87	15.98
		836.5	21.72	20.83	19.87	-1.8	17.77	16.88	15.92
		826.5	21.70	20.78	19.81	-1.8	17.75	16.83	15.86

10M Hz	1 RB high	844.0	22.78	21.87	21.18	-1.8	18.83	17.92	17.23
		836.5	22.70	21.82	21.13	-1.8	18.75	17.87	17.18
		829.0	22.68	21.77	21.08	-1.8	18.73	17.82	17.13
	1 RB low	844.0	22.64	21.79	21.05	-1.8	18.69	17.84	17.10
		836.5	22.68	21.78	20.96	-1.8	18.73	17.83	17.01
		829.0	22.69	21.84	21.04	-1.8	18.74	17.89	17.09
	50% RB mid	844.0	21.77	20.86	19.93	-1.8	17.82	16.91	15.98
		836.5	21.75	20.83	19.86	-1.8	17.80	16.88	15.91
		829.0	21.70	20.82	19.91	-1.8	17.75	16.87	15.96
	100% RB	844.0	21.75	20.83	19.85	-1.8	17.80	16.88	15.90
		836.5	21.74	20.77	19.81	-1.8	17.79	16.82	15.86
		829.0	21.75	20.81	19.83	-1.8	17.80	16.86	15.88
15M Hz	1 RB high	841.5	22.78	21.86	21.04	-1.8	18.83	17.91	17.09
		836.5	22.72	21.84	21.06	-1.8	18.77	17.89	17.11
		831.5	22.68	21.82	21.03	-1.8	18.73	17.87	17.08
	1 RB low	841.5	22.69	21.80	21.02	-1.8	18.74	17.85	17.07
		836.5	22.68	21.82	20.97	-1.8	18.73	17.87	17.02
		831.5	22.69	21.82	20.94	-1.8	18.74	17.87	16.99
	50% RB mid	841.5	21.82	20.82	19.92	-1.8	17.87	16.87	15.97
		836.5	21.76	20.80	19.88	-1.8	17.81	16.85	15.93
		831.5	21.76	20.80	19.83	-1.8	17.81	16.85	15.88
	100% RB	841.5	21.83	20.84	19.87	-1.8	17.88	16.89	15.92
		836.5	21.81	20.80	19.77	-1.8	17.86	16.85	15.82
		831.5	21.76	20.82	19.79	-1.8	17.81	16.87	15.84

LTE Band 41(PC2)- EIRP
Limits: ≤33dBm (2W)

Bandwidth	RB size/offset	Frequency (MHz)	Conducted Power (dBm)			G _T (dBi)	Radiated Power (dBm)		
			QPSK	16QAM	64QAM		QPSK	16QAM	64QAM
5MHz	1 RB high	2687.5	25.78	25.06	23.24	1.8	27.58	26.86	25.04
		2593.0	25.77	24.98	23.16	1.8	27.57	26.78	24.96
		2498.5	25.75	25.08	23.26	1.8	27.55	26.88	25.06
	1 RB low	2687.5	25.77	25.07	23.25	1.8	27.57	26.87	25.05
		2593.0	25.77	24.98	23.16	1.8	27.57	26.78	24.96
		2498.5	25.72	25.08	23.26	1.8	27.52	26.88	25.06
	50% RB mid	2687.5	24.98	23.93	22.11	1.8	26.78	25.73	23.91
		2593.0	24.95	23.94	22.12	1.8	26.75	25.74	23.92
		2498.5	24.86	23.95	22.13	1.8	26.66	25.75	23.93
	100% RB	2687.5	24.92	23.93	22.11	1.8	26.72	25.73	23.91
		2593.0	24.89	23.88	22.06	1.8	26.69	25.68	23.86
		2498.5	24.82	23.85	22.03	1.8	26.62	25.65	23.83
10MHz	1 RB high	2685.0	25.83	25.20	23.38	1.8	27.63	27.00	25.18
		2593.0	25.89	25.06	23.24	1.8	27.69	26.86	25.04
		2501.0	25.75	25.11	23.29	1.8	27.55	26.91	25.09
	1 RB low	2685.0	25.80	25.15	23.33	1.8	27.60	26.95	25.13
		2593.0	25.85	25.07	23.25	1.8	27.65	26.87	25.05
		2501.0	25.73	25.07	23.25	1.8	27.53	26.87	25.05
	50% RB mid	2685.0	24.94	23.93	22.11	1.8	26.74	25.73	23.91
		2593.0	24.89	23.91	22.09	1.8	26.69	25.71	23.89
		2501.0	24.85	23.90	22.08	1.8	26.65	25.70	23.88
	100% RB	2685.0	24.93	23.92	22.10	1.8	26.73	25.72	23.90
		2593.0	24.86	23.85	22.03	1.8	26.66	25.65	23.83
		2501.0	24.85	23.89	22.07	1.8	26.65	25.69	23.87
15MHz	1 RB high	2682.5	25.33	25.11	23.29	1.8	27.13	26.91	25.09
		2593.0	25.67	25.18	23.36	1.8	27.47	26.98	25.16
		2503.5	25.84	24.96	23.14	1.8	27.64	26.76	24.94
	1 RB low	2682.5	25.27	24.97	23.15	1.8	27.07	26.77	24.95
		2593.0	25.57	25.18	23.36	1.8	27.37	26.98	25.16
		2503.5	25.84	24.95	23.13	1.8	27.64	26.75	24.93
	50% RB mid	2682.5	24.48	23.91	22.09	1.8	26.28	25.71	23.89
		2593.0	24.81	23.90	22.08	1.8	26.61	25.70	23.88
		2503.5	24.91	23.86	22.04	1.8	26.71	25.66	23.84
	100% RB	2682.5	24.48	23.93	22.11	1.8	26.28	25.73	23.91
		2593.0	24.81	23.91	22.09	1.8	26.61	25.71	23.89



		2503.5	24.89	23.87	22.05	1.8	26.69	25.67	23.85
20M Hz	1 RB high	2680.0	26.07	25.19	23.37	1.8	27.87	26.99	25.17
		2593.0	25.90	25.34	23.50	1.8	27.70	27.14	25.30
		2506.0	25.90	25.04	23.23	1.8	27.70	26.84	25.03
	1 RB low	2680.0	25.90	25.20	23.38	1.8	27.70	27.00	25.18
		2593.0	25.89	25.35	23.51	1.8	27.69	27.15	25.31
		2506.0	25.90	24.96	23.16	1.8	27.70	26.76	24.96
	50% RB mid	2680.0	25.08	24.05	22.34	1.8	26.88	25.85	24.14
		2593.0	25.04	24.06	22.35	1.8	26.84	25.86	24.15
		2506.0	25.00	24.02	22.31	1.8	26.80	25.82	24.11
	100% RB	2680.0	25.06	24.03	22.32	1.8	26.86	25.83	24.12
		2593.0	25.01	24.00	22.30	1.8	26.81	25.80	24.10
		2506.0	24.95	23.97	22.27	1.8	26.75	25.77	24.07

LTE Band 41(PC3)- EIRP
Limits: ≤33dBm (2W)

Bandwidth	RB size/offset	Frequency (MHz)	Conducted Power (dBm)			G _T (dBi)	Radiated Power (dBm)		
			QPSK	16QAM	64QAM		QPSK	16QAM	64QAM
5MHz	1 RB high	2687.5	22.88	21.87	20.08	1.8	24.68	23.67	21.88
		2593.0	22.80	21.97	20.00	1.8	24.6	23.77	21.8
		2498.5	22.93	21.79	20.13	1.8	24.73	23.59	21.93
	1 RB low	2687.5	22.81	21.78	20.01	1.8	24.61	23.58	21.81
		2593.0	22.76	21.91	20.06	1.8	24.56	23.71	21.86
		2498.5	22.84	21.79	20.04	1.8	24.64	23.59	21.84
	50% RB mid	2687.5	22.72	21.92	20.02	1.8	24.52	23.72	21.82
		2593.0	22.91	21.75	20.11	1.8	24.71	23.55	21.91
		2498.5	22.77	21.78	20.07	1.8	24.57	23.58	21.87
	100% RB	2687.5	22.71	21.86	20.01	1.8	24.51	23.66	21.81
		2593.0	22.88	21.62	20.08	1.8	24.68	23.42	21.88
		2498.5	22.79	21.95	20.09	1.8	24.59	23.75	21.89
10MHz	1 RB high	2685.0	22.88	21.90	20.08	1.8	24.68	23.7	21.88
		2593.0	22.87	22.05	20.07	1.8	24.67	23.85	21.87
		2501.0	23.01	21.90	20.21	1.8	24.81	23.7	22.01
	1 RB low	2685.0	22.77	21.83	20.07	1.8	24.57	23.63	21.87
		2593.0	22.81	22.03	20.01	1.8	24.61	23.83	21.81
		2501.0	23.09	22.14	20.29	1.8	24.89	23.94	22.09
	50% RB mid	2685.0	23.08	22.26	20.28	1.8	24.88	24.06	22.08
		2593.0	23.21	22.11	20.41	1.8	25.01	23.91	22.21
		2501.0	23.03	22.06	20.23	1.8	24.83	23.86	22.03
	100% RB	2685.0	23.06	22.20	20.26	1.8	24.86	24	22.06
		2593.0	22.84	21.87	20.04	1.8	24.64	23.67	21.84
		2501.0	22.83	22.01	20.03	1.8	24.63	23.81	21.83
15MHz	1 RB high	2682.5	22.94	21.86	20.14	1.8	24.74	23.66	21.94
		2593.0	22.86	21.87	20.06	1.8	24.66	23.67	21.86
		2503.5	22.85	21.92	20.05	1.8	24.65	23.72	21.85
	1 RB low	2682.5	22.91	21.82	20.11	1.8	24.71	23.62	21.91
		2593.0	22.82	21.85	20.02	1.8	24.62	23.65	21.82
		2503.5	22.96	21.86	20.16	1.8	24.76	23.66	21.96
	50% RB mid	2682.5	22.87	21.87	20.07	1.8	24.67	23.67	21.87
		2593.0	22.85	21.98	20.05	1.8	24.65	23.78	21.85
		2503.5	22.90	21.81	20.10	1.8	24.7	23.61	21.9
	100% RB	2682.5	22.88	21.86	20.08	1.8	24.68	23.66	21.88
		2593.0	22.95	21.88	20.15	1.8	24.75	23.68	21.95

		2503.5	22.88	21.89	20.08	1.8	24.68	23.69	21.88
20M Hz	1 RB high	2680.0	23.00	22.00	20.20	1.8	24.8	23.8	22
		2593.0	22.95	22.03	20.23	1.8	24.75	23.83	22.03
		2506.0	23.05	21.95	20.15	1.8	24.85	23.75	21.95
	1 RB low	2680.0	22.99	21.98	20.18	1.8	24.79	23.78	21.98
		2593.0	22.93	22.04	20.24	1.8	24.73	23.84	22.04
		2506.0	23.02	22.03	20.23	1.8	24.82	23.83	22.03
	50% RB mid	2680.0	22.97	22.07	20.26	1.8	24.77	23.87	22.06
		2593.0	23.09	22.02	20.22	1.8	24.89	23.82	22.02
		2506.0	23.03	22.01	20.21	1.8	24.83	23.81	22.01
	100% RB	2680.0	22.99	22.07	20.26	1.8	24.79	23.87	22.06
		2593.0	23.01	22.02	20.22	1.8	24.81	23.82	22.02
		2506.0	22.95	22.07	20.26	1.8	24.75	23.87	22.06

LTE Band 66- EIRP
Limits: ≤30dBm (1W)

Bandwidth	RB size/offset	Frequency (MHz)	Conducted Power (dBm)			G _T (dBi)	Radiated Power (dBm)		
			QPSK	16QAM	64QAM		QPSK	16QAM	64QAM
1.4 MHz	1 RB high	1779.3	22.93	21.91	20.56	1.2	24.13	23.11	21.76
		1745.0	22.86	22.24	20.89	1.2	24.06	23.44	22.09
		1710.7	22.81	21.88	20.53	1.2	24.01	23.08	21.73
	1 RB low	1779.3	22.93	21.95	20.60	1.2	24.13	23.15	21.80
		1745.0	22.90	22.28	20.93	1.2	24.10	23.48	22.13
		1710.7	22.82	21.90	20.55	1.2	24.02	23.10	21.75
	50% RB mid	1779.3	22.94	21.94	20.59	1.2	24.14	23.14	21.79
		1745.0	23.01	22.13	20.78	1.2	24.21	23.33	21.98
		1710.7	23.02	22.21	20.86	1.2	24.22	23.41	22.06
	100% RB	1779.3	21.98	21.11	20.76	1.2	23.18	22.31	21.96
		1745.0	21.93	20.87	20.52	1.2	23.13	22.07	21.72
		1710.7	21.95	21.14	20.79	1.2	23.15	22.34	21.99
3MHz	1 RB high	1778.5	22.90	21.68	20.53	1.2	24.10	22.88	21.73
		1745.0	22.85	22.22	20.87	1.2	24.05	23.42	22.07
		1711.5	22.85	21.89	20.54	1.2	24.05	23.09	21.74
	1 RB low	1778.5	22.87	21.81	20.56	1.2	24.07	23.01	21.76
		1745.0	22.91	22.22	20.87	1.2	24.11	23.42	22.07
		1711.5	22.89	21.97	20.62	1.2	24.09	23.17	21.82
	50% RB mid	1778.5	21.89	21.00	19.65	1.2	23.09	22.20	20.85
		1745.0	21.85	20.99	19.64	1.2	23.05	22.19	20.84
		1711.5	21.91	20.97	19.62	1.2	23.11	22.17	20.82
	100% RB	1778.5	21.85	20.87	19.52	1.2	23.05	22.07	20.72
		1745.0	21.83	20.91	19.56	1.2	23.03	22.11	20.76
		1711.5	21.87	20.86	19.51	1.2	23.07	22.06	20.71
5MHz	1 RB high	1777.5	22.99	21.95	20.60	1.2	24.19	23.15	21.80
		1745.0	22.82	22.29	20.94	1.2	24.02	23.49	22.14
		1712.5	22.85	21.96	20.61	1.2	24.05	23.16	21.81
	1 RB low	1777.5	22.87	22.00	20.65	1.2	24.07	23.20	21.85
		1745.0	22.79	22.33	20.98	1.2	23.99	23.53	22.18
		1712.5	22.89	22.00	20.65	1.2	24.09	23.20	21.85
	50% RB mid	1777.5	21.89	20.95	19.60	1.2	23.09	22.15	20.80
		1745.0	21.88	21.00	19.65	1.2	23.08	22.20	20.85
		1712.5	21.93	21.00	19.65	1.2	23.13	22.20	20.85
	100% RB	1777.5	21.83	20.87	19.52	1.2	23.03	22.07	20.72
		1745.0	21.86	20.94	19.59	1.2	23.06	22.14	20.79

		1712.5	21.87	20.86	19.51	1.2	23.07	22.06	20.71
10M Hz	1 RB high	1775.0	23.37	22.06	20.71	1.2	24.57	23.26	21.91
		1745.0	23.32	22.64	21.29	1.2	24.52	23.84	22.49
		1715.0	23.31	22.07	20.72	1.2	24.51	23.27	21.92
	1 RB low	1775.0	23.31	21.88	20.53	1.2	24.51	23.08	21.73
		1745.0	23.32	22.18	20.83	1.2	24.52	23.38	22.03
		1715.0	23.10	21.83	20.58	1.2	24.30	23.03	21.78
	50% RB mid	1775.0	22.33	21.18	19.83	1.2	23.53	22.38	21.03
		1745.0	22.36	20.98	19.63	1.2	23.56	22.18	20.83
		1715.0	22.36	21.02	19.67	1.2	23.56	22.22	20.87
	100% RB	1775.0	22.34	21.30	19.95	1.2	23.54	22.50	21.15
		1745.0	22.40	21.20	19.85	1.2	23.60	22.40	21.05
		1715.0	22.35	21.01	19.66	1.2	23.55	22.21	20.86
15M Hz	1 RB high	1772.5	23.24	22.66	21.31	1.2	24.44	23.86	22.51
		1745.0	23.29	22.23	20.88	1.2	24.49	23.43	22.08
		1717.5	23.33	22.56	21.21	1.2	24.53	23.76	22.41
	1 RB low	1772.5	23.29	22.64	21.29	1.2	24.49	23.84	22.49
		1745.0	23.34	22.20	20.85	1.2	24.54	23.40	22.05
		1717.5	22.45	21.42	20.07	1.2	23.65	22.62	21.27
	50% RB mid	1772.5	22.42	21.34	19.99	1.2	23.62	22.54	21.19
		1745.0	22.43	21.37	20.02	1.2	23.63	22.57	21.22
		1717.5	22.46	21.39	20.04	1.2	23.66	22.59	21.24
	100% RB	1772.5	22.39	21.39	20.04	1.2	23.59	22.59	21.24
		1745.0	22.42	21.40	20.05	1.2	23.62	22.60	21.25
		1717.5	23.24	22.66	21.31	1.2	24.44	23.86	22.51
20M Hz	1 RB high	1770.0	23.26	22.50	21.15	1.2	24.46	23.70	22.35
		1745.0	23.23	22.74	21.37	1.2	24.43	23.94	22.57
		1720.0	23.28	22.70	21.34	1.2	24.48	23.90	22.54
	1 RB low	1770.0	23.19	22.55	21.20	1.2	24.39	23.75	22.40
		1745.0	23.23	22.76	21.39	1.2	24.43	23.96	22.59
		1720.0	23.26	22.68	21.32	1.2	24.46	23.88	22.52
	50% RB mid	1770.0	22.30	21.29	20.05	1.2	23.50	22.49	21.25
		1745.0	22.33	21.35	20.10	1.2	23.53	22.55	21.30
		1720.0	22.32	21.37	20.12	1.2	23.52	22.57	21.32
	100% RB	1770.0	22.31	21.32	20.07	1.2	23.51	22.52	21.27
		1745.0	22.32	21.32	20.01	1.2	23.52	22.52	21.21
		1720.0	22.30	21.32	20.04	1.2	23.50	22.52	21.24

LTE Band 71- ERP
Limits: ≤34.77 dBm (3W)

Bandwidth	RB size/offset	Frequency (MHz)	Conducted Power (dBm)			G _T (dBi)	Radiated Power (dBm)		
			QPSK	16QAM	64QAM		QPSK	16QAM	64QAM
5MHz	1 RB high	695.5	23.26	22.29	21.34	-3.8	17.31	16.34	15.39
		680.5	23.10	22.21	21.26	-3.8	17.15	16.26	15.31
		665.5	23.08	22.55	21.60	-3.8	17.13	16.60	15.65
	1 RB low	695.5	23.13	22.16	21.21	-3.8	17.18	16.21	15.26
		680.5	23.12	22.21	21.26	-3.8	17.17	16.26	15.31
		665.5	23.08	22.49	21.54	-3.8	17.13	16.54	15.59
	50% RB mid	695.5	22.16	21.19	20.24	-3.8	16.21	15.24	14.29
		680.5	22.13	21.18	20.23	-3.8	16.18	15.23	14.28
		665.5	22.10	21.20	20.25	-3.8	16.15	15.25	14.30
	100% RB	695.5	22.16	21.14	20.19	-3.8	16.21	15.19	14.24
		680.5	22.06	21.13	20.18	-3.8	16.11	15.18	14.23
		665.5	22.01	21.04	20.09	-3.8	16.06	15.09	14.14
10MHz	1 RB high	693	23.08	22.12	21.17	-3.8	17.13	16.17	15.22
		680.5	23.04	22.04	21.03	-3.8	17.09	16.09	15.08
		668	23.09	22.39	21.44	-3.8	17.14	16.44	15.49
	1 RB low	693	23.08	22.04	21.09	-3.8	17.13	16.09	15.14
		680.5	23.02	22.08	21.03	-3.8	17.07	16.13	15.08
		668	23.05	22.35	21.40	-3.8	17.10	16.40	15.45
	50% RB mid	693	22.10	21.20	20.25	-3.8	16.15	15.25	14.30
		680.5	22.07	21.05	20.10	-3.8	16.12	15.10	14.15
		668	22.05	21.02	20.07	-3.8	16.10	15.07	14.12
	100% RB	693	22.17	21.18	20.23	-3.8	16.22	15.23	14.28
		680.5	22.00	21.03	20.04	-3.8	16.05	15.08	14.09
		668	22.08	21.09	20.04	-3.8	16.13	15.14	14.09
15MHz	1 RB high	690.5	23.11	22.52	21.57	-3.8	17.16	16.57	15.62
		680.5	23.07	22.03	21.04	-3.8	17.12	16.08	15.09
		670.5	23.11	22.42	21.47	-3.8	17.16	16.47	15.52
	1 RB low	690.5	23.01	22.39	21.44	-3.8	17.06	16.44	15.49
		680.5	23.02	22.02	21.04	-3.8	17.07	16.07	15.09
		670.5	23.07	22.38	21.43	-3.8	17.12	16.43	15.48
	50% RB mid	690.5	22.20	21.10	20.15	-3.8	16.25	15.15	14.20
		680.5	22.08	21.05	20.10	-3.8	16.13	15.10	14.15
		670.5	22.16	21.11	20.16	-3.8	16.21	15.16	14.21
	100% RB	690.5	22.24	21.22	20.27	-3.8	16.29	15.27	14.32
		680.5	22.05	21.03	20.08	-3.8	16.10	15.08	14.13

		670.5	22.17	21.14	20.19	-3.8	16.22	15.19	14.24
20M Hz	1 RB high	688	23.27	22.60	21.65	-3.8	17.32	16.65	15.70
		680.5	23.24	22.51	21.56	-3.8	17.29	16.56	15.61
		673	23.22	22.57	21.62	-3.8	17.27	16.62	15.67
	1 RB low	688	23.16	22.46	21.51	-3.8	17.21	16.51	15.56
		680.5	23.08	22.49	21.54	-3.8	17.13	16.54	15.59
		673	23.10	22.41	21.47	-3.8	17.15	16.46	15.52
	50% RB mid	688	22.31	21.30	20.41	-3.8	16.36	15.35	14.46
		680.5	22.29	21.29	20.41	-3.8	16.34	15.34	14.46
		673	22.27	21.24	20.36	-3.8	16.32	15.29	14.41
	100% RB	688	22.38	21.44	20.55	-3.8	16.43	15.49	14.60
		680.5	22.11	21.11	20.23	-3.8	16.16	15.16	14.28
		673	22.35	21.32	20.44	-3.8	16.40	15.37	14.49

A.2 EMISSION LIMIT

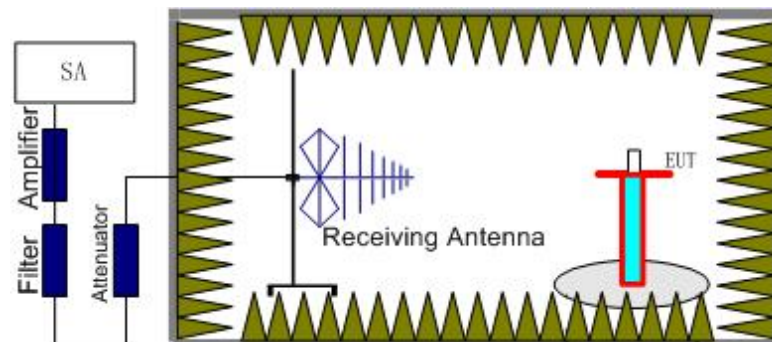
A.2.1 Measurement Method

The measurements procedures in TIA-603E-2016 are used. This measurement is carried out in fully anechoic chamber FAC-3.

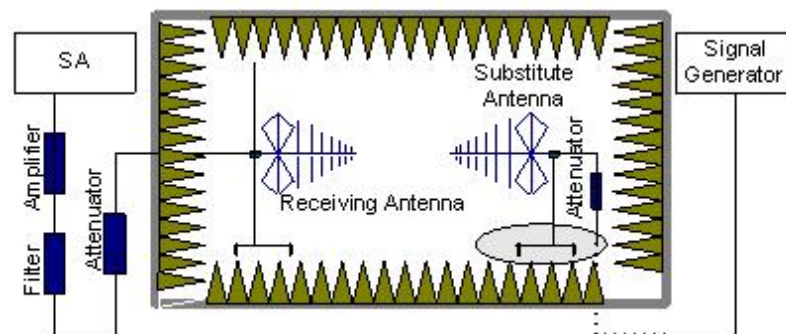
The spectrum was scanned from 30 MHz to the 10th harmonic of the highest frequency generated within the equipment, which is the transmitted carrier. The resolution bandwidth is set 1MHz. The spectrum was scanned with the mobile station transmitting at carrier frequencies that pertain to low, mid and high channels of the LTE Bands 2,4,5,7,12,13,14,17,25,26,30,38,40,41,66,71.

The procedure of radiated spurious emissions is as follows:

1. EUT was placed on a 1.5-meter-high non-conductive stand at a 3-meter test distance from the receive antenna. A receiving antenna was placed on the antenna mast 3 meters from the EUT for emission measurements. The height of receiving antenna is 1.5m. The test setup refers to figure below. Detected emissions were maximized at each frequency by rotating the EUT through 360 and adjusting the receiving antenna polarization. The radiated emission measurements of all non-harmonic and harmonics of the transmit frequency through the 10th harmonic were measured with peak detector.



2. The EUT is then put into continuously transmitting mode at its maximum power level during the test. And the maximum value of the receiver should be recorded as (Pr).
3. The EUT shall be replaced by a substitution antenna. The test setup refers to figure below.



In the chamber, a substitution antenna for the frequency band of interest is placed at the reference point of the chamber. An RF Signal source for the frequency band of interest is connected to the substitution antenna with a cable that has been constructed to not interfere

with the radiation pattern of the antenna. A power (P_{Mea}) is applied to the input of the substitution antenna. Adjust the level of the signal generator output until the value of the receiver reaches the previously recorded (P_r). The power of signal source (P_{Mea}) is recorded. The test should be performed by rotating the test item and adjusting the receiving antenna polarization.

4. The Path loss (P_{pl}) between the Signal Source with the Substitution Antenna and the Substitution Antenna Gain (G_a) should be recorded after test.

An amplifier should be connected in for the test.

The Path loss (P_{pl}) is the summation of the cable loss and the gain of the amplifier.

The measurement results are obtained as described below:

$$\text{Power (EIRP)} = P_{Mea} + P_{pl} + G_a$$

5. This value is EIRP since the measurement is calibrated using an antenna of known gain (unit: dBi) and known input power.
6. ERP can be calculated from EIRP by subtracting the gain of the dipole, $ERP = EIRP - 2.15\text{dB}$.

A.2.2 Measurement Limit

Part 22.917, Part 24.238 and Part 27.53(h) specify that the power of any emission outside of the authorized operating frequency ranges must be attenuated below the transmitting power (P) by a factor of at least $43 + 10 \log(P)$ dB.

The specification that emissions shall be attenuated below the transmitter power (P) by at least $43 + 10 \log(P)$ dB, translates in the relevant power range (1 to 0.001 W) to -13 dBm. At 1 W the specified minimum attenuation becomes 43 dB and relative to a 30 dBm (1 W) carrier becomes a limit of -13 dBm. At 0.001 W (0 dBm) the minimum attenuation is 13 dB, which again yields a limit of -13 dBm. In this way a translation of the specification from relative to absolute terms is carried out.

Part 27.53(m)(4) specifies for mobile digital stations, the attenuation factor shall be not less than $40 + 10 \log(P)$ dB on all frequencies between the channel edge and 5 megahertz from the channel edge, $43 + 10 \log(P)$ dB on all frequencies between 5 megahertz and X megahertz from the channel edge, and $55 + 10 \log(P)$ dB on all frequencies more than X megahertz from the channel edge, where X is the greater of 6 megahertz or the actual emission bandwidth as defined in paragraph (m)(6) of this section. In addition, the attenuation factor shall not be less than $43 + 10 \log(P)$ dB on all frequencies between 2490.5 MHz and 2496 MHz and $55 + 10 \log(P)$ dB at or below 2490.5 MHz. Mobile Satellite Service licensees operating on frequencies below 2495 MHz may also submit a documented interference complaint against BRS licensees operating on channel BRS Channel 1 on the same terms and conditions as adjacent channel BRS or EBS licensees.

Part 27.53(c) states for operations in the 746-758 MHz band and the 776-788 MHz band, the power of any emission outside the licensee's frequency band(s) of operation shall be attenuated below the transmitter power (P) within the licensed band(s) of operation, measured in watts, in accordance with the following: (1) On any frequency outside the 746-758 MHz band, the power of any emission shall be attenuated outside the band below the transmitter power (P) by at least $43 + 10 \log(P)$ dB; (2) On any frequency outside the 776-788 MHz band, the power of any emission shall be attenuated outside the band below the transmitter power (P) by at least $43 + 10 \log(P)$ dB; (4) On all frequencies between 763-775 MHz and 793-805 MHz, by a factor not less than $65 +$



10 log (P) dB in a 6.25 kHz band segment, for mobile and portable stations.

Part 27.53(a) states for mobile and portable stations operating in the 2305–2315 MHz and 2350–2360 MHz bands: By a factor of not less than: $43 + 10 \log (P)$ dB on all frequencies between 2305 and 2320 MHz and on all frequencies between 2345 and 2360 MHz that are outside the licensed band(s) of operation, not less than $55 + 10 \log (P)$ dB on all frequencies between 2320 and 2324 MHz and on all frequencies between 2341 and 2345 MHz, not less than $61 + 10 \log (P)$ dB on all frequencies between 2324 and 2328 MHz and on all frequencies between 2337 and 2341 MHz, and not less than $67 + 10 \log (P)$ dB on all frequencies between 2328 and 2337MHz; By a factor of not less than $43 + 10 \log (P)$ dB on all frequencies between 2300 and 2305 MHz, $55 + 10 \log (P)$ dB on all frequencies between 2296 and 2300MHz, $61 + 10 \log (P)$ dB on all frequencies between 2292 and 2296 MHz, $67 + 10 \log (P)$ dB on all frequencies between 2288 and 2292 MHz, and $70 + 10 \log (P)$ dB below 2288 MHz; By a factor of not less than $43 + 10 \log (P)$ dB on all frequencies between 2360 and 2365 MHz, and not less than $70 + 10 \log (P)$ dB above 2365 MHz.

Part 90.543 states that For operations in the 758–768 MHz and the 788–798 MHz bands, the power of any emission outside the licensee’s frequency band(s) of operation shall be attenuated below the transmitter power (P) within the licensed band(s) of operation, measured in watts, in accordance with the following: (1) On all frequencies between 769–775 MHz and 799–805 MHz, by a factor not less than $76 + 10 \log (P)$ dB in a 6.25 kHz band segment, for base and fixed stations. (2) On all frequencies between 769–775 MHz and 799–805 MHz, by a factor not less than $65 + 10 \log (P)$ dB in a 6.25 kHz band segment, for mobile and portable stations. (3) On any frequency between 775–788 MHz, above 805 MHz, and below 758 MHz, by at least $43 + 10 \log (P)$ dB. (4) Compliance with the provisions of paragraphs (e)(1) and (2) of this section is based on the use of measurement instrumentation such that the reading taken with any resolution bandwidth setting should be adjusted to indicate spectral energy in a 6.25 kHz segment. (5) Compliance with the provisions of paragraph (e)(3) of this section is based on the use of measurement instrumentation employing a resolution bandwidth of 100 kHz or greater. However, in the 100 kHz bands immediately outside and adjacent to the frequency block, a resolution bandwidth of 30 kHz may be employed.

Part 90.691 states that out-of-band emission requirement shall apply only to the “outer” channels included in an EA license and to spectrum adjacent to interior channels used by incumbent licensees. The emission limits are as follows: For any frequency removed from the EA licensee’s frequency block by up to and including 37.5 kHz, the power of any emission shall be attenuated below the transmitter power (P) in watts by at least $116 \log_{10}(f/6.1)$ decibels or $50 + 10 \log_{10}(P)$ decibels or 80 decibels, whichever is the lesser attenuation, where f is the frequency removed from the center of the outer channel in the block in kilohertz and where f is greater than 12.5 kHz. For any frequency removed from the EA licensee’s frequency block greater than 37.5 kHz, the power of any emission shall be attenuated below the transmitter power (P) in watts by at least $43 + 10 \log_{10}(P)$ decibels or 80 decibels, whichever is the lesser attenuation, where f is the frequency removed from the center of the outer channel in the block in kilohertz and where f is greater than 37.5 kHz.

A.2.3 Measurement Results

Radiated emissions measurements were made only at the upper, middle, and lower carrier frequencies of the LTE Bands 2,4,5,7,12,13,14,17,25,26,30,38,40,41,66,71. It was decided that measurements at these three carrier frequencies would be sufficient to demonstrate compliance with emissions limits because it was seen that all the significant spurs occur well outside the band and no radiation was seen from a carrier in one block of the LTE Bands 2,4,5,7,12,13,14,17,25,26,30,38,40,41,66,71 into any of the other blocks. The equipment must still, however, meet emissions requirements with the carrier at all frequencies over which it is capable of operating and it is the manufacturer's responsibility to verify this. The range of evaluated frequency is from 30MHz to 26GHz.

LTE Band 12, 1.4MHz, QPSK, Channel 23017

Frequency (MHz)	P _{Mea} (dBm)	Path Loss(dB)	Antenna Gain(dBi)	Correction (dB)	Peak ERP (dBm)	Limit (dBm)	Margin (dB)	Polarization
1400.01	-53.57	-3.24	4.98	2.15	-53.98	-13.00	40.98	V
2100.00	-52.09	-4.19	4.90	2.15	-53.53	-13.00	40.53	H
2792.00	-52.05	-4.90	6.63	2.15	-52.47	-13.00	39.47	H
3489.02	-55.26	-5.50	8.17	2.15	-54.74	-13.00	41.74	H
4204.02	-53.96	-6.22	9.10	2.15	-53.23	-13.00	40.23	H
4892.01	-55.37	-6.73	9.79	2.15	-54.46	-13.00	41.46	H

LTE Band 12, 1.4MHz, QPSK, Channel 23095

Frequency (MHz)	P _{Mea} (dBm)	Path Loss(dB)	Antenna Gain(dBi)	Correction (dB)	Peak ERP (dBm)	Limit (dBm)	Margin (dB)	Polarization
1415.01	-51.74	-3.25	5.06	2.15	-52.08	-13.00	39.08	H
2123.00	-53.77	-4.21	4.97	2.15	-55.16	-13.00	42.16	H
2823.00	-52.70	-4.95	6.68	2.15	-53.12	-13.00	40.12	H
3538.02	-54.69	-5.70	8.25	2.15	-54.29	-13.00	41.29	H
4251.02	-51.70	-6.24	9.15	2.15	-50.94	-13.00	37.94	H
4958.01	-54.81	-6.68	9.86	2.15	-53.78	-13.00	40.78	V

LTE Band 12, 1.4MHz, QPSK, Channel 23173

Frequency (MHz)	P _{Mea} (dBm)	Path Loss(dB)	Antenna Gain(dBi)	Correction (dB)	Peak ERP (dBm)	Limit (dBm)	Margin (dB)	Polarization
1431.01	-52.32	-3.28	5.14	2.15	-52.61	-13.00	39.61	H
2133.00	-54.78	-4.23	5.00	2.15	-56.16	-13.00	43.16	H
2854.00	-51.73	-4.96	6.74	2.15	-52.10	-13.00	39.10	V
3577.02	-55.16	-6.10	8.31	2.15	-55.10	-13.00	42.10	V
4298.02	-50.88	-6.20	9.20	2.15	-50.03	-13.00	37.03	H
5012.01	-54.14	-6.58	9.92	2.15	-52.95	-13.00	39.95	H

LTE Band 13, 5MHz, QPSK, Channel 23205

Frequency (MHz)	P _{Mea} (dBm)	Path Loss(dB)	Antenna Gain(dBi)	Correction (dB)	Peak ERP (dBm)	Limit (dBm)	Margin (dB)	Polarization
1559.01	-53.62	-3.47	5.39	2.15	-53.85	-13.00	40.85	H
2339.00	-53.80	-4.44	5.62	2.15	-54.77	-13.00	41.77	H
3117.02	-53.39	-5.38	7.28	2.15	-53.64	-13.00	40.64	H
3899.02	-55.39	-6.11	8.76	2.15	-54.89	-13.00	41.89	H
4691.02	-54.49	-6.50	9.59	2.15	-53.55	-13.00	40.55	H
5450.01	-54.81	-6.87	10.53	2.15	-53.30	-13.00	40.30	H

LTE Band 13, 5MHz, QPSK, Channel 23230

Frequency (MHz)	P _{Mea} (dBm)	Path Loss(dB)	Antenna Gain(dBi)	Correction (dB)	Peak ERP (dBm)	Limit (dBm)	Margin (dB)	Polarization
1564.01	-54.66	-3.48	5.38	2.15	-54.91	-13.00	41.91	V
2347.00	-53.37	-4.45	5.64	2.15	-54.33	-13.00	41.33	H
3119.02	-53.98	-5.38	7.29	2.15	-54.22	-13.00	41.22	H
3911.02	-55.55	-6.12	8.78	2.15	-55.04	-13.00	42.04	H
4686.02	-55.58	-6.49	9.59	2.15	-54.63	-13.00	41.63	V
5478.01	-54.84	-6.98	10.57	2.15	-53.40	-13.00	40.40	H

LTE Band 13, 5MHz, QPSK, Channel 23255

Frequency (MHz)	P _{Mea} (dBm)	Path Loss(dB)	Antenna Gain(dBi)	Correction (dB)	Peak ERP (dBm)	Limit (dBm)	Margin (dB)	Polarization
1569.01	-56.29	-3.48	5.38	2.15	-56.54	-13.00	43.54	H
2354.00	-53.52	-4.46	5.66	2.15	-54.47	-13.00	41.47	H
3130.02	-54.61	-5.40	7.31	2.15	-54.85	-13.00	41.85	H
3921.02	-54.63	-6.12	8.79	2.15	-54.11	-13.00	41.11	V
4696.02	-55.04	-6.50	9.60	2.15	-54.09	-13.00	41.09	V
5486.01	-54.84	-7.01	10.58	2.15	-53.42	-13.00	40.42	H

LTE Band 25, 1.4MHz, QPSK, Channel 26047

Frequency (MHz)	P _{Mea} (dBm)	Path Loss(dB)	Antenna Gain(dBi)	Peak EIRP (dBm)	Limit (dBm)	Margin (dB)	Polarization
7828.01	-53.86	-8.33	12.46	-49.73	-13.00	36.73	H
9263.01	-51.75	-9.07	13.26	-47.56	-13.00	34.56	H
11516.01	-50.23	-9.81	13.10	-46.94	-13.00	33.94	H
13568.01	-47.76	-10.78	14.24	-44.30	-13.00	31.30	V
15035.00	-45.11	-11.26	13.98	-42.39	-13.00	29.39	V
16794.00	-41.05	-12.09	13.72	-39.42	-13.00	26.42	H

LTE Band 25, 1.4MHz, QPSK, Channel 26365

Frequency (MHz)	P _{Mea} (dBm)	Path Loss(dB)	Antenna Gain(dBi)	Peak EIRP (dBm)	Limit (dBm)	Margin (dB)	Polarization
7556.01	-54.65	-8.16	12.24	-50.57	-13.00	37.57	H
9421.01	-52.81	-9.14	13.35	-48.60	-13.00	35.60	H
11292.01	-51.40	-9.95	13.14	-48.21	-13.00	35.21	H
13188.01	-48.17	-10.55	13.76	-44.96	-13.00	31.96	H
15031.00	-45.54	-11.26	13.98	-42.82	-13.00	29.82	V
16989.00	-41.97	-12.33	13.80	-40.50	-13.00	27.50	V

LTE Band 25, 1.4MHz, QPSK, Channel 26683

Frequency (MHz)	P _{Mea} (dBm)	Path Loss(dB)	Antenna Gain(dBi)	Peak EIRP (dBm)	Limit (dBm)	Margin (dB)	Polarization
5748.02	-51.10	-7.27	10.55	-47.82	-13.00	34.82	H
9580.01	-47.41	-9.25	13.32	-43.34	-13.00	30.34	H
11522.01	-50.31	-9.81	13.10	-47.02	-13.00	34.02	V
13450.01	-47.69	-10.61	14.13	-44.17	-13.00	31.17	H
15323.00	-44.64	-11.30	13.81	-42.13	-13.00	29.13	V
17186.00	-42.36	-12.39	14.21	-40.54	-13.00	27.54	H

LTE Band 26(814MHz~824MHz), 1.4MHz, QPSK, Channel 26697

Frequency (MHz)	P _{Mea} (dBm)	Path Loss(dB)	Antenna Gain(dBi)	Correction (dB)	Peak ERP (dBm)	Limit (dBm)	Margin (dB)	Polarization
1629.01	-57.65	-3.55	5.27	2.15	-58.08	-13.00	45.08	V
2462.00	-53.89	-4.58	5.99	2.15	-54.63	-13.00	41.63	V
3260.02	-54.55	-5.28	7.62	2.15	-54.36	-13.00	41.36	V
4075.02	-55.47	-6.04	8.98	2.15	-54.68	-13.00	41.68	H
4882.01	-55.59	-6.72	9.78	2.15	-54.68	-13.00	41.68	V
5713.01	-53.64	-7.30	10.56	2.15	-52.53	-13.00	39.53	H

LTE Band 26(814MHz~824MHz), 1.4MHz, QPSK, Channel 26740

Frequency (MHz)	P _{Mea} (dBm)	Path Loss(dB)	Antenna Gain(dBi)	Correction (dB)	Peak ERP (dBm)	Limit (dBm)	Margin (dB)	Polarization
1638.01	-57.27	-3.56	5.25	2.15	-57.73	-13.00	44.73	V
2476.00	-53.53	-4.60	6.03	2.15	-54.25	-13.00	41.25	H
3273.02	-55.18	-5.28	7.66	2.15	-54.95	-13.00	41.95	V
4101.02	-54.95	-6.04	9.00	2.15	-54.14	-13.00	41.14	H
4919.01	-54.89	-6.73	9.82	2.15	-53.95	-13.00	40.95	H
5728.01	-54.22	-7.30	10.55	2.15	-53.12	-13.00	40.12	H

LTE Band 26(814MHz~824MHz), 1.4MHz, QPSK, Channel 26783

Frequency (MHz)	P _{Mea} (dBm)	Path Loss(dB)	Antenna Gain(dBi)	Correction (dB)	Peak ERP (dBm)	Limit (dBm)	Margin (dB)	Polarization
1647.01	-58.55	-3.56	5.24	2.15	-59.02	-13.00	46.02	H
2476.00	-52.75	-4.60	6.03	2.15	-53.47	-13.00	40.47	V
3257.02	-55.09	-5.28	7.62	2.15	-54.90	-13.00	41.90	V
4117.02	-54.34	-6.04	9.02	2.15	-53.51	-13.00	40.51	H
4975.01	-48.61	-6.65	9.88	2.15	-47.53	-13.00	34.53	H
5731.01	-53.73	-7.29	10.55	2.15	-52.62	-13.00	39.62	H

LTE Band 26(824MHz~849MHz), 1.4MHz, QPSK, Channel 26797

Frequency (MHz)	P _{Mea} (dBm)	Path Loss(dB)	Antenna Gain(dBi)	Correction (dB)	Peak ERP (dBm)	Limit (dBm)	Margin (dB)	Polarization
1650.01	-59.43	-3.57	5.23	2.15	-59.92	-13.00	46.92	H
2459.00	-53.19	-4.58	5.98	2.15	-53.94	-13.00	40.94	H
3281.02	-55.38	-5.28	7.67	2.15	-55.14	-13.00	42.14	V
4126.02	-55.66	-6.04	9.03	2.15	-54.82	-13.00	41.82	H
4940.01	-55.07	-6.71	9.84	2.15	-54.09	-13.00	41.09	V
5777.01	-54.65	-7.22	10.54	2.15	-53.48	-13.00	40.48	H

LTE Band 26(824MHz~849MHz), 1.4MHz, QPSK, Channel 26915

Frequency (MHz)	P _{Mea} (dBm)	Path Loss(dB)	Antenna Gain(dBi)	Correction (dB)	Peak ERP (dBm)	Limit (dBm)	Margin (dB)	Polarization
1665.01	-59.59	-3.58	5.20	2.15	-60.12	-13.00	47.12	H
2502.00	-53.19	-4.63	6.10	2.15	-53.87	-13.00	40.87	H
3354.02	-54.54	-5.32	7.85	2.15	-54.16	-13.00	41.16	H
4183.02	-55.36	-6.17	9.08	2.15	-54.60	-13.00	41.60	V
5026.01	-55.46	-6.56	9.94	2.15	-54.23	-13.00	41.23	H
5836.01	-53.76	-7.19	10.53	2.15	-52.57	-13.00	39.57	H

LTE Band 26(824MHz~849MHz), 1.4MHz, QPSK, Channel 27033

Frequency (MHz)	P _{Mea} (dBm)	Path Loss(dB)	Antenna Gain(dBi)	Correction (dB)	Peak ERP (dBm)	Limit (dBm)	Margin (dB)	Polarization
1713.01	-59.53	-3.61	5.12	2.15	-60.17	-13.00	47.17	V
2545.00	-49.48	-4.66	6.18	2.15	-50.11	-13.00	37.11	H
3394.02	-54.85	-5.36	7.95	2.15	-54.41	-13.00	41.41	V
4243.02	-55.26	-6.25	9.14	2.15	-54.52	-13.00	41.52	H
5104.01	-55.47	-6.78	10.05	2.15	-54.35	-13.00	41.35	H
5942.01	-53.06	-7.47	10.51	2.15	-52.17	-13.00	39.17	H

LTE Band 41(PC2), 5MHz, QPSK, Channel 39675

Frequency (MHz)	P _{Mea} (dBm)	Path Loss(dB)	Antenna Gain(dBi)	Peak EIRP (dBm)	Limit (dBm)	Margin (dB)	Polarization
4999.02	-57.25	-6.60	9.90	-53.95	-25.00	28.95	V
7499.01	-45.92	-8.39	12.20	-42.11	-25.00	17.11	V
10000.01	-45.46	-9.18	12.90	-41.74	-25.00	16.74	H
12497.01	-50.48	-10.18	13.20	-47.46	-25.00	22.46	V
15004.00	-45.39	-11.22	14.00	-42.61	-25.00	17.61	H
17481.00	-43.20	-12.68	14.86	-41.02	-25.00	16.02	H

LTE Band 41(PC2), 5MHz, QPSK, Channel 40620

Frequency (MHz)	P _{Mea} (dBm)	Path Loss(dB)	Antenna Gain(dBi)	Peak EIRP (dBm)	Limit (dBm)	Margin (dB)	Polarization
5190.02	-54.85	-6.94	10.17	-51.62	-25.00	26.62	H
7783.01	-47.46	-8.31	12.43	-43.34	-25.00	18.34	H
10384.01	-49.74	-9.78	13.05	-46.47	-25.00	21.47	H
12990.01	-49.61	-10.47	13.49	-46.59	-25.00	21.59	H
15553.00	-45.25	-11.51	13.70	-43.06	-25.00	18.06	V
16877.00	-41.92	-12.02	13.75	-40.19	-25.00	15.19	H

LTE Band 41(PC2), 5MHz, QPSK, Channel 41565

Frequency (MHz)	P _{Mea} (dBm)	Path Loss(dB)	Antenna Gain(dBi)	Peak EIRP (dBm)	Limit (dBm)	Margin (dB)	Polarization
5378.02	-57.03	-6.88	10.43	-53.48	-25.00	28.48	H
8066.01	-41.95	-8.32	12.65	-37.62	-25.00	12.62	V
10759.01	-47.60	-9.45	13.15	-43.90	-25.00	18.90	H
13421.01	-47.91	-10.58	14.09	-44.40	-25.00	19.40	V
16144.00	-45.75	-11.80	13.67	-43.88	-25.00	18.88	H
17491.00	-43.28	-12.70	14.88	-41.10	-25.00	16.10	H

LTE Band 66, 1.4MHz QPSK, Channel 131979

Frequency (MHz)	P _{Mea} (dBm)	Path Loss(dB)	Antenna Gain(dBi)	Peak EIRP (dBm)	Limit (dBm)	Margin (dB)	Polarization
3422.02	-48.99	-5.38	8.01	-46.36	-13.00	33.36	H
5137.02	-54.32	-6.86	10.09	-51.09	-13.00	38.09	H
6846.01	-54.88	-7.83	11.42	-51.29	-13.00	38.29	V
8558.01	-52.94	-8.57	13.01	-48.50	-13.00	35.50	H
10263.01	-52.10	-9.52	13.01	-48.61	-13.00	35.61	V
11971.01	-50.05	-10.19	13.01	-47.23	-13.00	34.23	H

LTE Band 66, 1.4MHz, QPSK, Channel 132322

Frequency (MHz)	P _{Mea} (dBm)	Path Loss(dB)	Antenna Gain(dBi)	Peak EIRP (dBm)	Limit (dBm)	Margin (dB)	Polarization
3490.02	-50.48	-5.50	8.18	-47.80	-13.00	34.80	H
5239.02	-52.34	-7.00	10.23	-49.11	-13.00	36.11	H
6980.01	-55.38	-8.14	11.58	-51.94	-13.00	38.94	H
8729.01	-52.78	-8.45	13.05	-48.18	-13.00	35.18	H
10469.01	-53.00	-9.70	13.09	-49.61	-13.00	36.61	H
12215.01	-49.78	-10.05	13.09	-46.74	-13.00	33.74	H

LTE Band 66, 1.4MHz, QPSK, Channel 132665

Frequency (MHz)	P _{Mea} (dBm)	Path Loss(dB)	Antenna Gain(dBi)	Peak EIRP (dBm)	Limit (dBm)	Margin (dB)	Polarization
3559.02	-53.00	-5.92	8.28	-50.64	-13.00	37.64	H
5342.02	-55.21	-6.95	10.38	-51.78	-13.00	38.78	H
7121.01	-53.97	-8.16	11.75	-50.38	-13.00	37.38	H
8901.01	-52.22	-8.85	13.08	-47.99	-13.00	34.99	H
10680.01	-52.27	-9.30	13.14	-48.43	-13.00	35.43	H
12457.01	-49.91	-10.29	13.18	-47.02	-13.00	34.02	H

LTE Band 71, 5MHz, QPSK, Channel 133147

Frequency (MHz)	P _{Mea} (dBm)	Path Loss(dB)	Antenna Gain(dBi)	Correction (dB)	Peak ERP (dBm)	Limit (dBm)	Margin (dB)	Polarization
1331.01	-51.02	-3.15	4.62	2.15	-51.70	-13.00	38.70	V
1997.01	-54.84	-4.04	4.61	2.15	-56.42	-13.00	43.42	H
2635.00	-51.72	-4.73	6.34	2.15	-52.26	-13.00	39.26	V
3333.02	-54.17	-5.30	7.80	2.15	-53.82	-13.00	40.82	H
4014.02	-55.41	-6.06	8.91	2.15	-54.71	-13.00	41.71	V
4630.02	-54.76	-6.45	9.53	2.15	-53.83	-13.00	40.83	H

LTE Band 71, 5MHz, QPSK, Channel 133297

Frequency (MHz)	P _{Mea} (dBm)	Path Loss(dB)	Antenna Gain(dBi)	Correction (dB)	Peak ERP (dBm)	Limit (dBm)	Margin (dB)	Polarization
1362.01	-53.47	-3.19	4.78	2.15	-54.03	-13.00	41.03	V
2054.00	-55.89	-4.15	4.76	2.15	-57.43	-13.00	44.43	V
2724.00	-52.46	-4.81	6.50	2.15	-52.92	-13.00	39.92	V
3409.02	-55.88	-5.37	7.98	2.15	-55.42	-13.00	42.42	V
4097.02	-55.50	-6.04	9.00	2.15	-54.69	-13.00	41.69	H
4770.01	-55.09	-6.61	9.67	2.15	-54.18	-13.00	41.18	H

LTE Band 71, 5MHz, QPSK, Channel 133447

Frequency (MHz)	P _{Mea} (dBm)	Path Loss(dB)	Antenna Gain(dBi)	Correction (dB)	Peak ERP (dBm)	Limit (dBm)	Margin (dB)	Polarization
1411.01	-50.05	-3.25	5.04	2.15	-50.41	-13.00	37.41	V
2087.00	-54.60	-4.18	4.86	2.15	-56.07	-13.00	43.07	H
2754.00	-52.28	-4.85	6.56	2.15	-52.72	-13.00	39.72	H
3483.02	-54.86	-5.49	8.16	2.15	-54.34	-13.00	41.34	H
4163.02	-55.62	-6.12	9.06	2.15	-54.83	-13.00	41.83	H
4844.01	-55.13	-6.72	9.74	2.15	-54.26	-13.00	41.26	H

Sample calculation: 1411.01MHz

$$\text{Peak ERP (dBm)} = P_{\text{Mea}}(-50.05\text{dBm}) + P_{\text{cl}}(-3.25\text{dB}) + G_{\text{a}}(5.04\text{dBi}) - 2.15$$

$$= -50.41\text{dBm}$$

Note: Expanded measurement uncertainty is U = 5.16 dB, k = 2.

A.3 FREQUENCY STABILITY

A.3.1 Method of Measurement

In order to measure the carrier frequency under the condition of AFC lock, it is necessary to make measurements with the EUT in a “call mode”. This is accomplished with the use of R&S CMW500 DIGITAL RADIO COMMUNICATION TESTER and Anritsu MT8821C Radio Communication Analyzer.

1. Measure the carrier frequency at room temperature.
2. Subject the EUT to overnight soak at -30°C.
3. With the EUT, powered via nominal voltage, connected to the CMW500 or MT8821C, and in a simulated call on middle channel for LTE band 12,13,25,26,41,66,71, measure the carrier frequency. These measurements should be made within 2 minutes of Powering up the EUT, to prevent significant self-warming.
4. Repeat the above measurements at 10°C increments from -30°C to +50°C. Allow at least 1.5 hours at each temperature, unpowered, before making measurements.
5. Re-measure carrier frequency at room temperature with nominal voltage. Vary supply voltage from minimum voltage to maximum voltage, in 0.1Volt increments re-measuring carrier frequency at each voltage. Pause at nominal voltage for 1.5 hours unpowered, to allow any self-heating to stabilize, before continuing.
6. Subject the EUT to overnight soak at +50°C.
7. With the EUT, powered via nominal voltage, connected to the CMW500 and in a simulated call on the center channel, measure the carrier frequency. These measurements should be made within 2 minutes of Powering up the EUT, to prevent significant self-warming.
8. Repeat the above measurements at 10 °C increments from -30°C to +50°C. Allow at least 1.5 hours at each temperature, unpowered, before making measurements.
9. At all temperature levels hold the temperature to +/- 0.5°C during the measurement procedure.

The frequency stability shall be sufficient to ensure that the fundamental emission stays within the authorized frequency block. As this transceiver is considered "Hand carried, battery powered equipment" Section 2.1055(d)(2) applies. This requires that the lower voltage for frequency stability testing be specified by the manufacturer. This transceiver is specified to operate with an input voltage of between 3.5VDC and 4.35VDC, with a nominal voltage of 3.8VDC. Operation above or below these voltage limits is prohibited by transceiver software in order to prevent improper operation as well as to protect components from overstress.

A.3.2 Measurement results

LTE Band 12, 10MHz bandwidth QPSK (worst case of all bandwidths)

Frequency Error vs Temperature

Temperature(°C)	Voltage(V)	F _L (MHz)	F _H (MHz)	Offset(Hz)	Frequency error(ppm)
20	3.8	699.465	715.519		
50				1.70	0.0024
40				1.52	0.0021
30				1.45	0.0020
10				1.52	0.0021
0				0.04	0.0001
-10				0.06	0.0001
-20				2.36	0.0033
-30				3.15	0.0045

Frequency Error vs Voltage

Voltage(V)	Temperature(°C)	F _L (MHz)	F _H (MHz)	Offset(Hz)	Frequency error(ppm)
3.5	20	699.465	715.519	0.06	0.0001
4.35				2.79	0.0039

LTE Band 13, 10MHz bandwidth QPSK (worst case of all bandwidths)

Frequency Error vs Temperature

Temperature(°C)	Voltage(V)	F _L (MHz)	F _H (MHz)	Offset(Hz)	Frequency error(ppm)
20	3.8	777.481	786.519		
50				3.70	0.0047
40				3.03	0.0039
30				0.42	0.0005
10				0.30	0.0004
0				1.78	0.0023
-10				0.80	0.0010
-20				3.22	0.0041
-30				1.34	0.0017

Frequency Error vs Voltage

Voltage(V)	Temperature(°C)	F _L (MHz)	F _H (MHz)	Offset(Hz)	Frequency error(ppm)
3.5	20	777.481	786.519	0.06	0.0001
4.35				2.46	0.0031

LTE Band 25, 20MHz bandwidth QPSK (worst case of all bandwidths)
Frequency Error vs Temperature

Temperature(°C)	Voltage(V)	F _L (MHz)	F _H (MHz)	Offset(Hz)	Frequency error(ppm)
20	3.8	1850.785	1914.199		
50				2.46	0.0013
40				5.06	0.0027
30				0.47	0.0002
10				2.80	0.0015
0				1.57	0.0008
-10				2.30	0.0012
-20				2.80	0.0015
-30				6.97	0.0037

Frequency Error vs Voltage

Voltage(V)	Temperature(°C)	F _L (MHz)	F _H (MHz)	Offset(Hz)	Frequency error(ppm)
3.5	20	1850.785	1914.199	3.46	0.0018
4.35				3.49	0.0019

LTE Band 26(814MHz~824MHz), 10MHz bandwidth QPSK (worst case of all bandwidths)
Frequency Error vs Temperature

Temperature(°C)	Voltage(V)	F _L (MHz)	F _H (MHz)	Offset(Hz)	Frequency error(ppm)
20	3.8	814.417	823.583		
50				2.79	0.0034
40				1.60	0.0020
30				1.86	0.0023
10				0.42	0.0005
0				2.24	0.0027
-10				0.70	0.0009
-20				0.96	0.0012
-30				0.49	0.0006

Frequency Error vs Voltage

Voltage(V)	Temperature(°C)	F _L (MHz)	F _H (MHz)	Offset(Hz)	Frequency error(ppm)
3.5	20	814.417	823.583	0.83	0.0010
4.35				2.17	0.0026

LTE Band 26(824MHz~849MHz), 15MHz bandwidth QPSK (worst case of all bandwidths)
Frequency Error vs Temperature

Temperature(°C)	Voltage(V)	F _L (MHz)	F _H (MHz)	Offset(Hz)	Frequency error(ppm)
20	3.8	824.529	848.455		
50				1.04	0.0012
40				0.88	0.0011
30				3.05	0.0036
10				3.01	0.0036
0				2.51	0.0030
-10				0.40	0.0005
-20				2.15	0.0026
-30				1.32	0.0016

Frequency Error vs Voltage

Voltage(V)	Temperature(°C)	F _L (MHz)	F _H (MHz)	Offset(Hz)	Frequency error(ppm)
3.5	20	824.529	848.455	1.22	0.0015
4.35				1.19	0.0014

LTE Band 41(PC2), 20MHz bandwidth QPSK (worst case of all bandwidths)

Frequency Error vs Temperature

Temperature(°C)	Voltage(V)	F _L (MHz)	F _H (MHz)	Offset(Hz)	Frequency error(ppm)
20	3.8	2496.016	2689.920		
50				1.25	0.0005
40				0.00	0.0000
30				1.67	0.0006
10				0.38	0.0001
0				1.22	0.0005
-10				4.26	0.0016
-20				5.17	0.0020
-30				6.14	0.0024

Frequency Error vs Voltage

Voltage(V)	Temperature(°C)	F _L (MHz)	F _H (MHz)	Offset(Hz)	Frequency error(ppm)
3.5	20	2496.016	2689.920	1.25	0.0005
4.35				1.67	0.0006

LTE Band 66, 20MHz bandwidth QPSK (worst case of all bandwidths)
Frequency Error vs Temperature

Temperature(°C)	Voltage(V)	F _L (MHz)	F _H (MHz)	Offset(Hz)	Frequency error(ppm)
20	3.8	1710.785	1779.215		
50				3.28	0.0019
40				0.00	0.0000
30				3.16	0.0018
10				2.00	0.0011
0				2.86	0.0016
-10				0.96	0.0006
-20				2.98	0.0017
-30				0.84	0.0005

Frequency Error vs Voltage

Voltage(V)	Temperature(°C)	F _L (MHz)	F _H (MHz)	Offset(Hz)	Frequency error(ppm)
3.5	20	1710.785	1779.215	3.28	0.0019
4.35				3.16	0.0018

LTE Band 71, 20MHz bandwidth QPSK (worst case of all bandwidths)
Frequency Error vs Temperature

Temperature(°C)	Voltage(V)	F _L (MHz)	F _H (MHz)	Offset(Hz)	Frequency error(ppm)
20	3.8	663.978	697.022		
50				4.99	0.0029
40				1.94	0.0011
30				0.30	0.0002
10				0.05	0.0000
0				2.04	0.0012
-10				0.41	0.0002
-20				2.80	0.0016
-30				0.57	0.0003

Frequency Error vs Voltage

Voltage(V)	Temperature(°C)	F _L (MHz)	F _H (MHz)	Offset(Hz)	Frequency error(ppm)
3.5	20	663.978	697.022	0.24	0.0001
4.35				1.25	0.0007

A.4 OCCUPIED BANDWIDTH

A.4.1 Occupied Bandwidth Results

Occupied bandwidth measurements are only provided for selected frequencies in order to reduce the amount of submitted data. Data were taken at the extreme and mid frequency. The table below lists the measured 99% BW. Spectrum analyzer plots are included on the following pages.

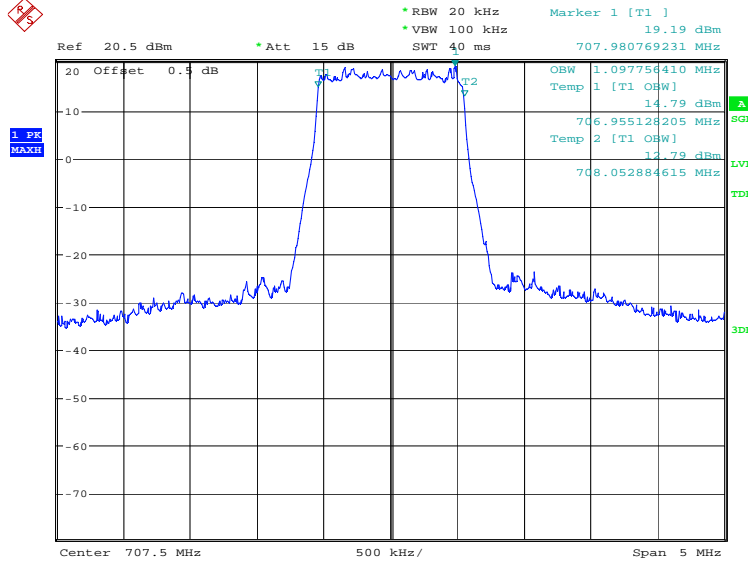
The measurement method is from ANSI C63.26:

- a) The spectrum analyzer center frequency is set to the nominal EUT channel center frequency. The frequency span for the spectrum analyzer shall be set wide enough to capture all modulation products including the emission skirts.
- b) The nominal IF filter 3 dB bandwidth (RBW) shall be in the range of 1% to 5% of the anticipated OBW, and the VBW shall be set $\geq 3 \times$ RBW.
- c) Set the reference level of the instrument as required to prevent the signal amplitude from exceeding the maximum spectrum analyzer input mixer level for linear operation.
- d) Set the detection mode to peak, and the trace mode to max-hold.

LTE band 12, 1.4MHz (99%)

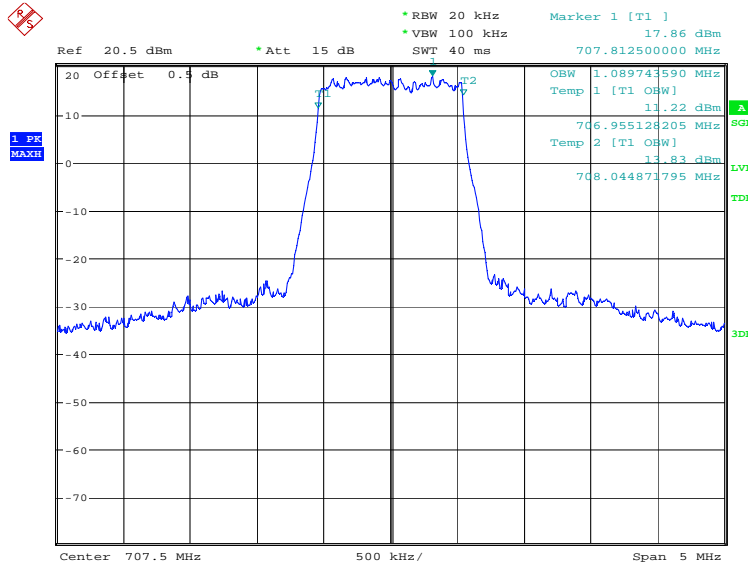
Frequency (MHz)	Occupied Bandwidth (99%) (kHz)		
	QPSK	16QAM	64QAM
707.5	1097.76	1089.74	1089.74

LTE band 12, 1.4MHz Bandwidth, QPSK (99% BW)



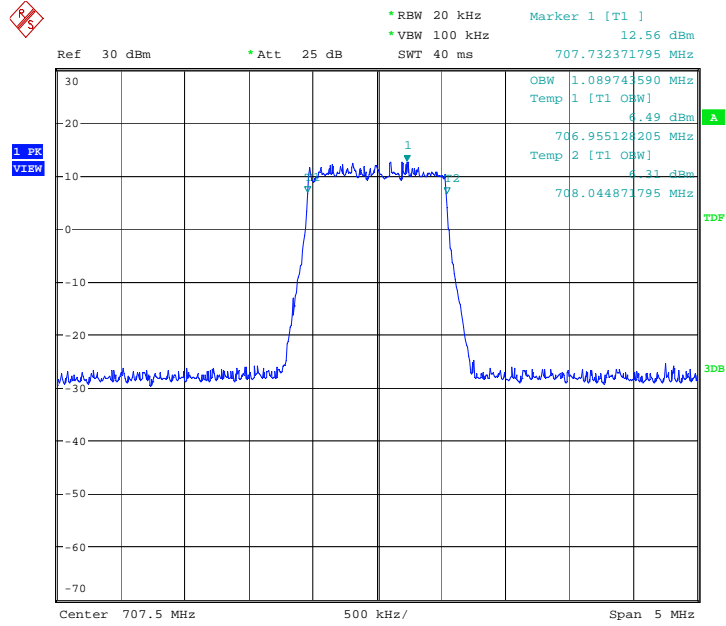
Date: 22.JAN.2020 00:55:28

LTE band 12, 1.4MHz Bandwidth, 16QAM (99% BW)



Date: 22.JAN.2020 00:56:53

LTE band 12, 1.4MHz Bandwidth, 64QAM (99% BW)

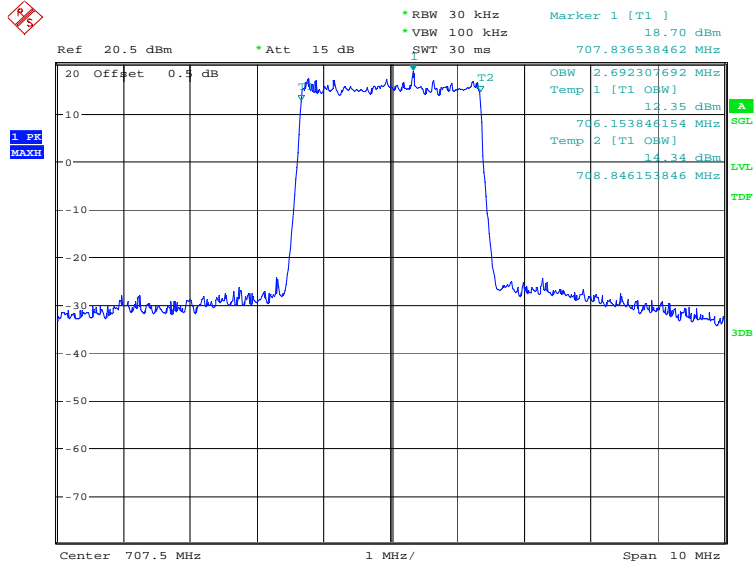


Date: 22.JAN.2020 16:39:06

LTE band 12, 3MHz (99%)

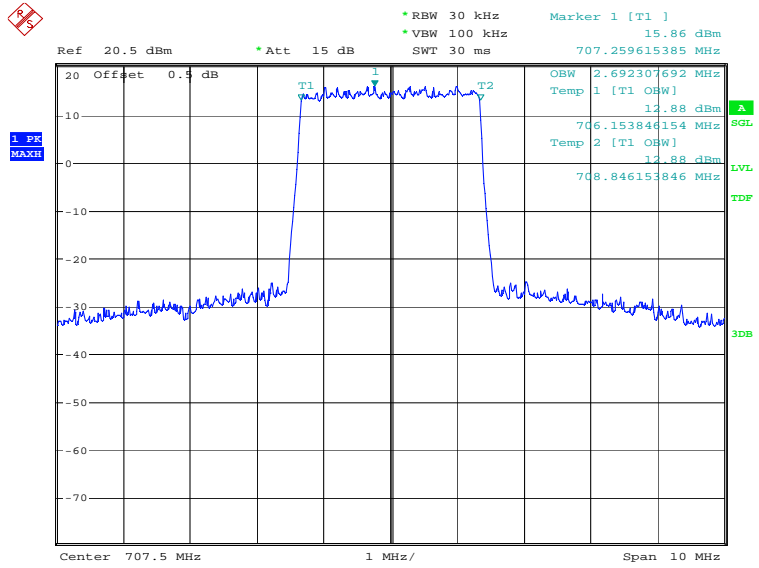
Frequency (MHz)	Occupied Bandwidth (99%) (kHz)		
	QPSK	16QAM	64QAM
707.5	2692.31	2692.31	2692.31

LTE band 12, 3MHz Bandwidth, QPSK (99% BW)



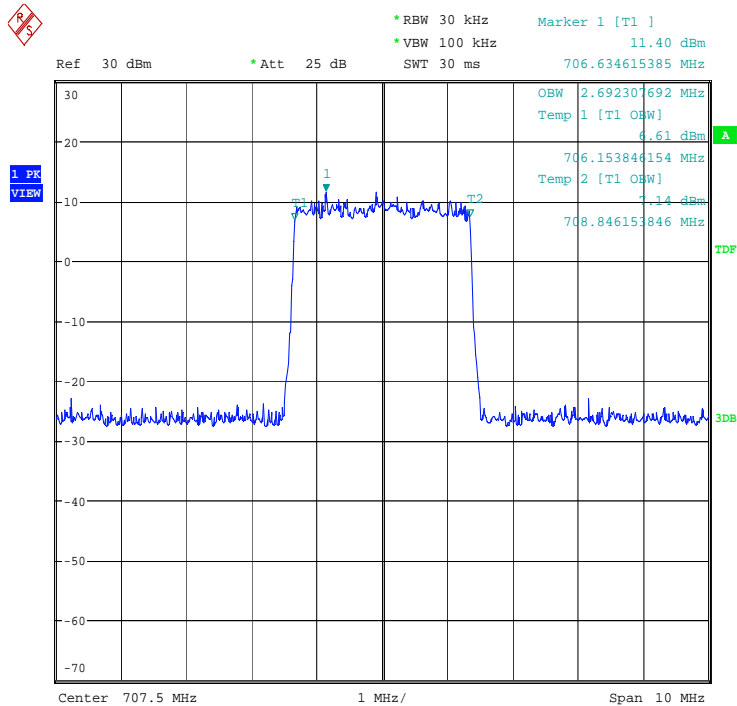
Date: 22.JAN.2020 00:59:07

LTE band 12, 3MHz Bandwidth, 16QAM (99% BW)



Date: 22.JAN.2020 01:00:31

LTE band 12, 3MHz Bandwidth, 64QAM (99% BW)

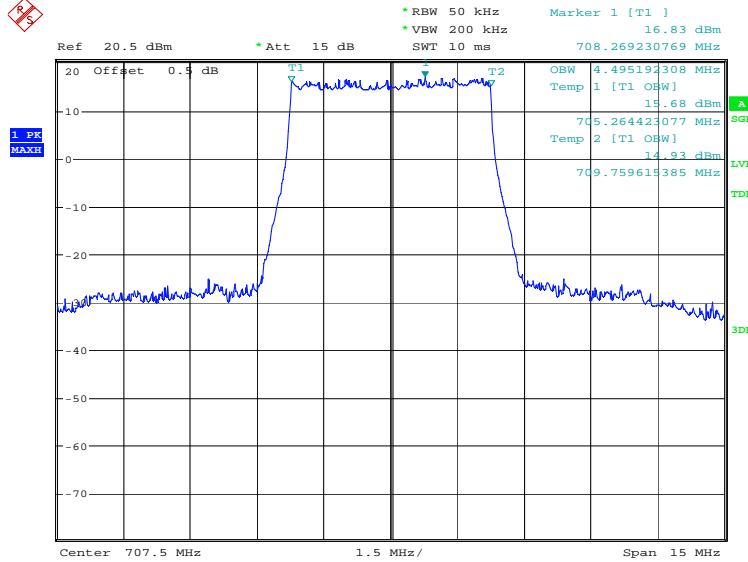


Date: 22.JAN.2020 16:41:59

LTE band 12, 5MHz (99%)

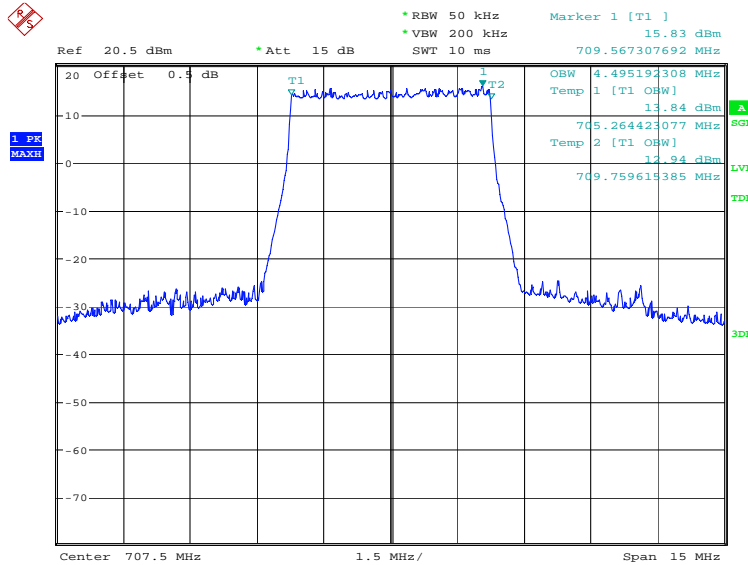
Frequency (MHz)	Occupied Bandwidth (99%) (kHz)		
	QPSK	16QAM	64QAM
707.5	4495.19	4495.19	4519.23

LTE band 12, 5MHz Bandwidth, QPSK (99% BW)



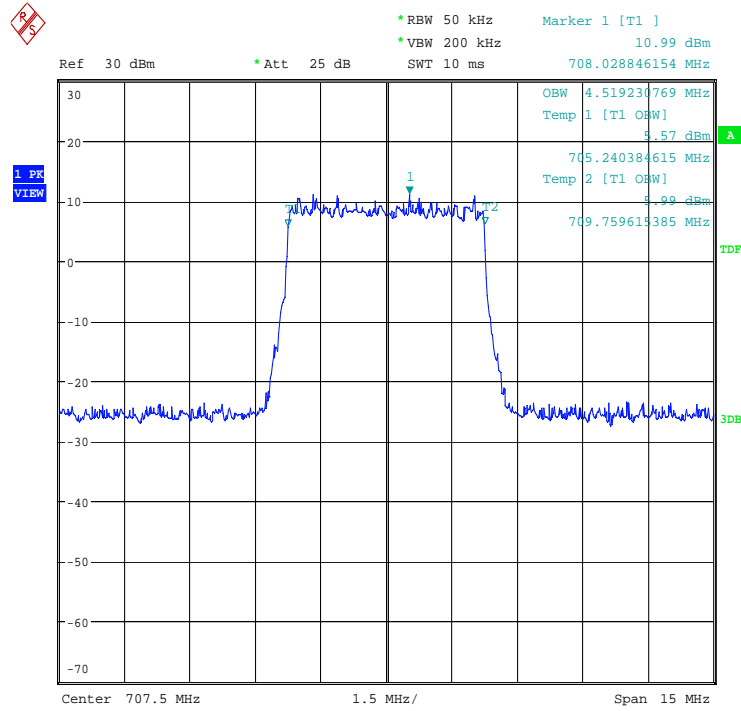
Date: 22.JAN.2020 01:02:45

LTE band 12, 5MHz Bandwidth, 16QAM (99% BW)



Date: 22.JAN.2020 01:04:10

LTE band 12, 5MHz Bandwidth, 64QAM (99% BW)

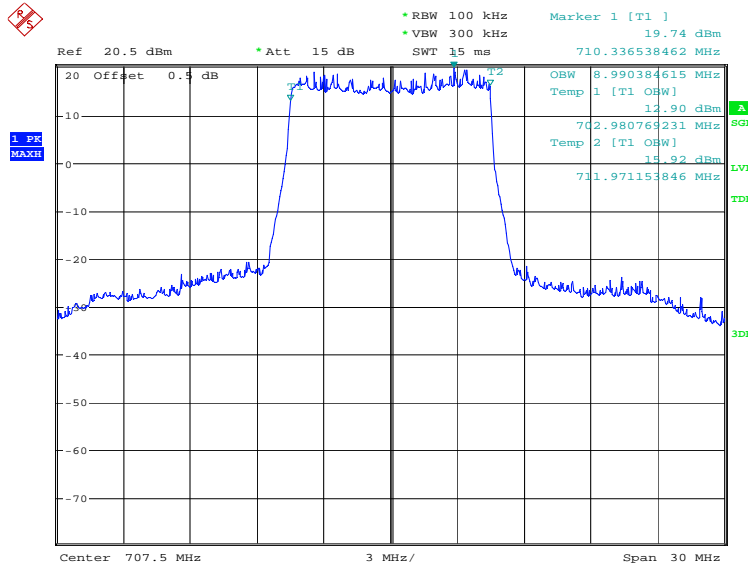


Date: 22.JAN.2020 16:46:15

LTE band 12, 10MHz (99%)

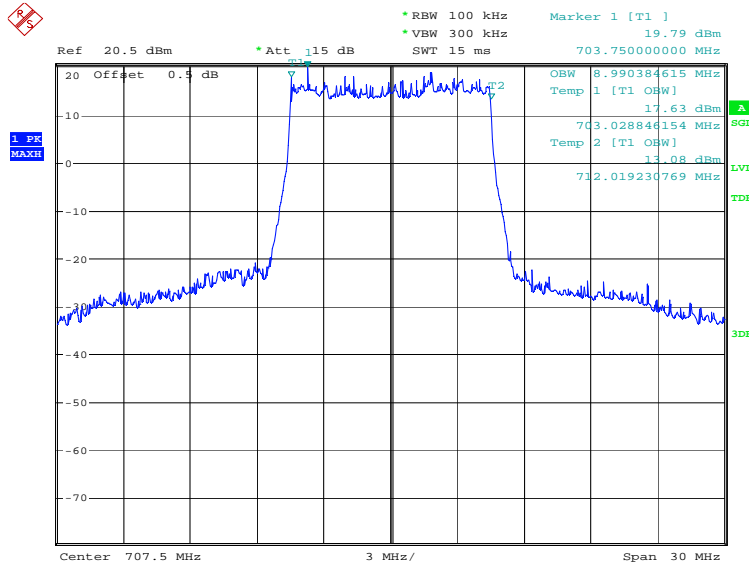
Frequency (MHz)	Occupied Bandwidth (99%) (kHz)		
	QPSK	16QAM	64QAM
707.5	8990.38	8990.38	9038.46

LTE band 12, 10MHz Bandwidth, QPSK (99% BW)



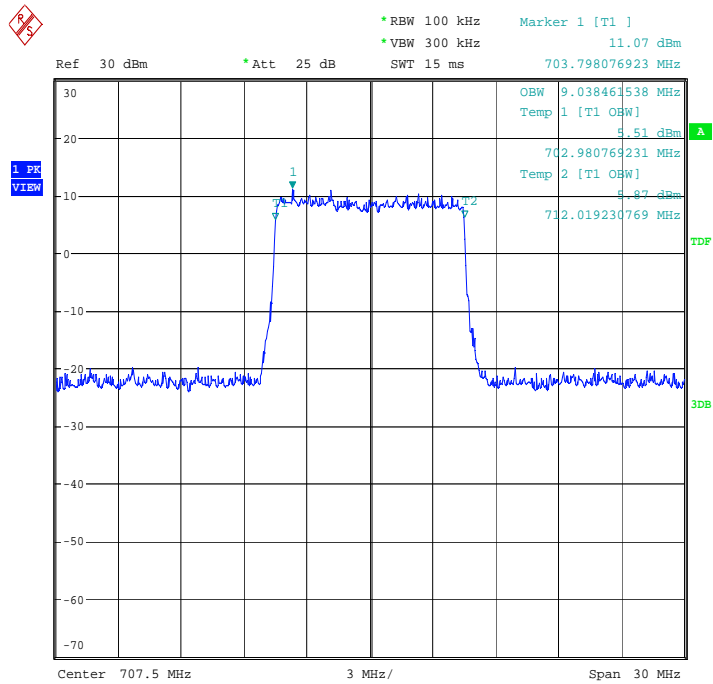
Date: 22.JAN.2020 01:06:24

LTE band 12, 10MHz Bandwidth, 16QAM (99% BW)



Date: 22.JAN.2020 01:07:49

LTE band 12, 10MHz Bandwidth, 64QAM (99% BW)

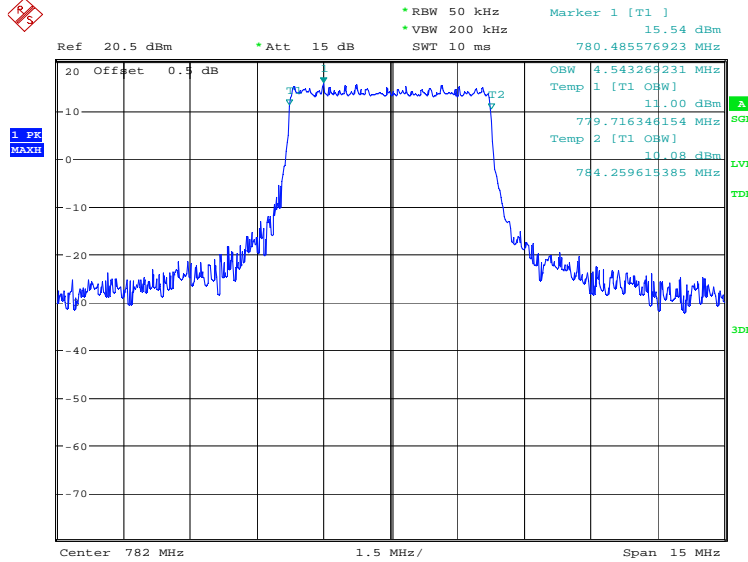


Date: 22.JAN.2020 16:47:42

LTE band 13, 5MHz (99%)

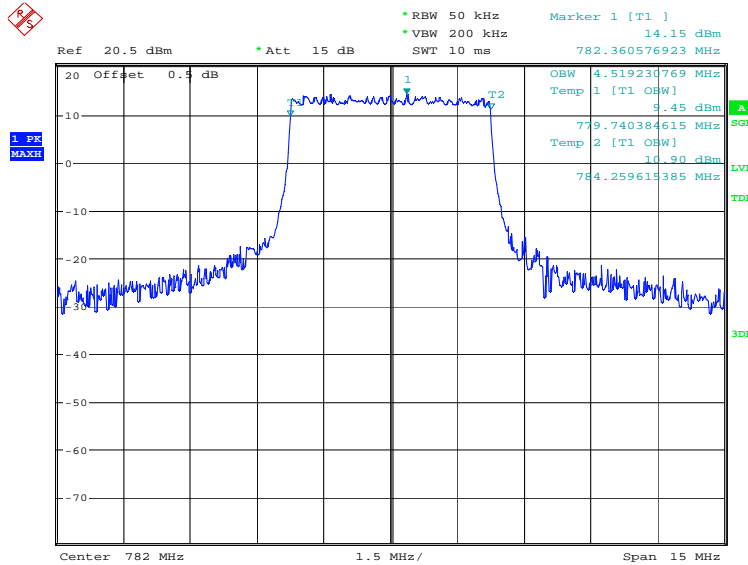
Frequency (MHz)	Occupied Bandwidth (99%) (kHz)		
	QPSK	16QAM	64QAM
782.0	4543.27	4519.23	4519.23

LTE band 13, 5MHz Bandwidth, QPSK (99% BW)



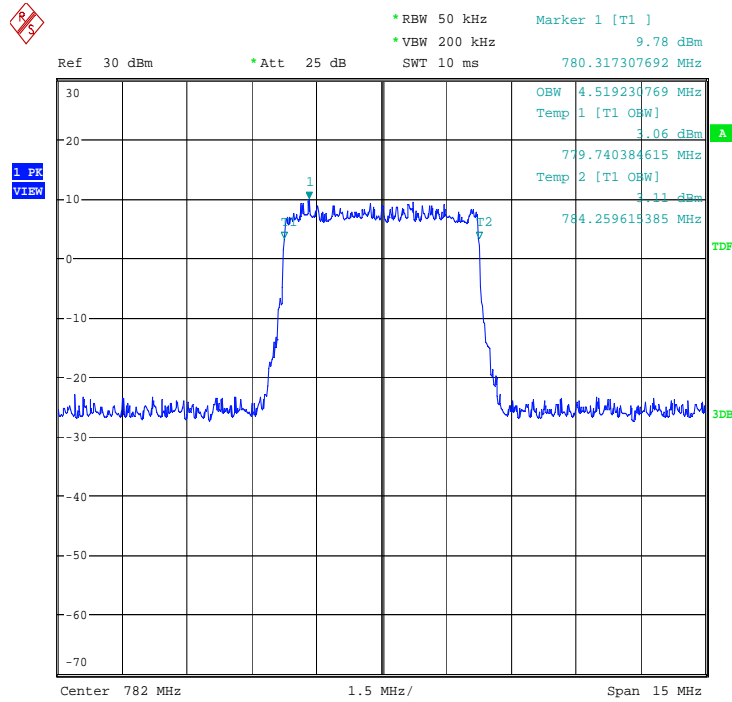
Date: 22.JAN.2020 01:10:04

LTE band 13, 5MHz Bandwidth, 16QAM (99% BW)



Date: 22.JAN.2020 01:11:29

LTE band 13, 5MHz Bandwidth, 64QAM (99% BW)

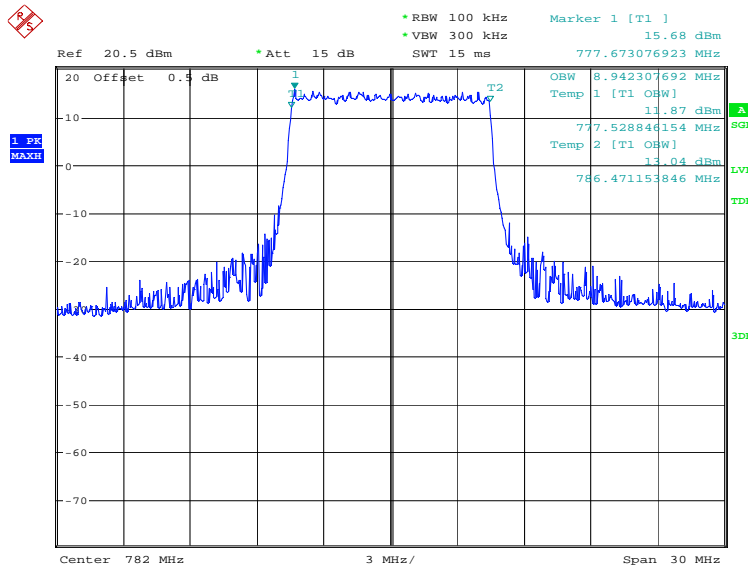


Date: 22.JAN.2020 16:49:05

LTE band 13, 10MHz (99%)

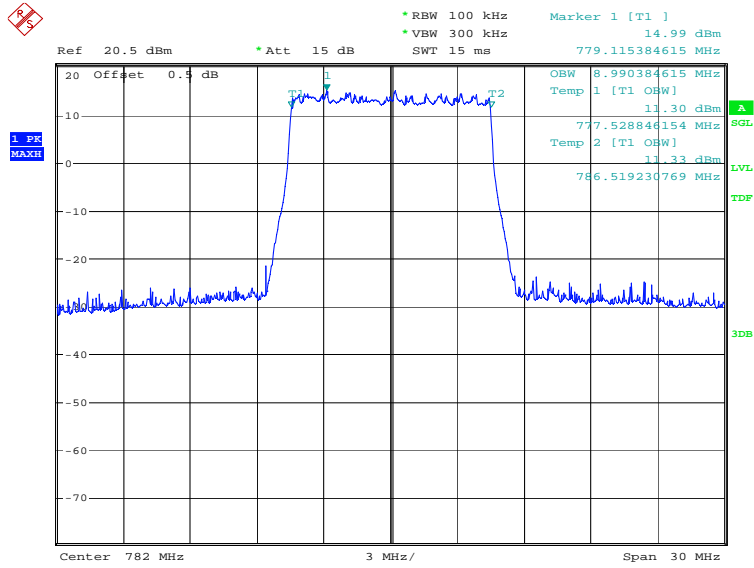
Frequency (MHz)	Occupied Bandwidth (99%) (kHz)		
	QPSK	16QAM	64QAM
782.0	8942.31	8990.38	9038.46

LTE band 13, 10MHz Bandwidth, QPSK (99% BW)



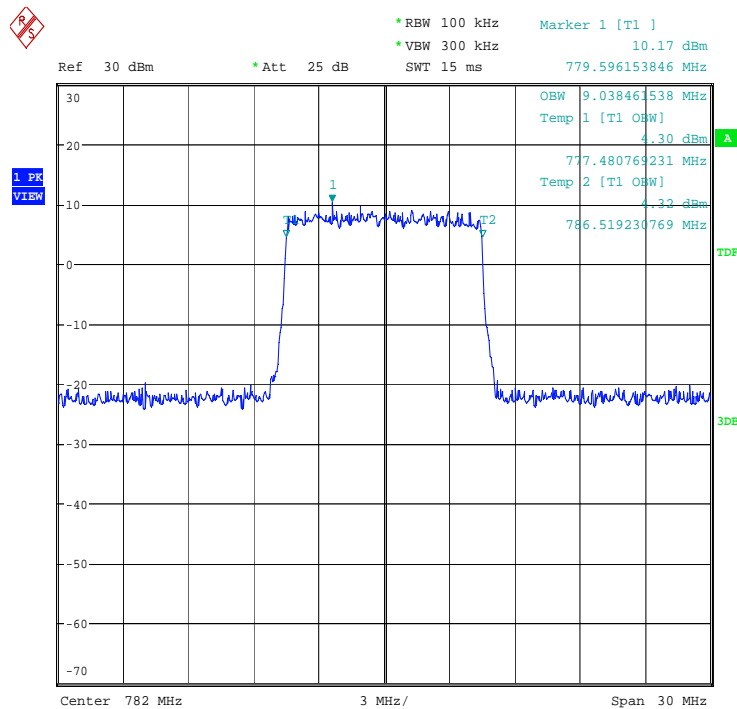
Date: 22.JAN.2020 01:13:43

LTE band 13, 10MHz Bandwidth, 16QAM (99% BW)



Date: 22.JAN.2020 01:15:07

LTE band 13, 10MHz Bandwidth, 64QAM (99% BW)

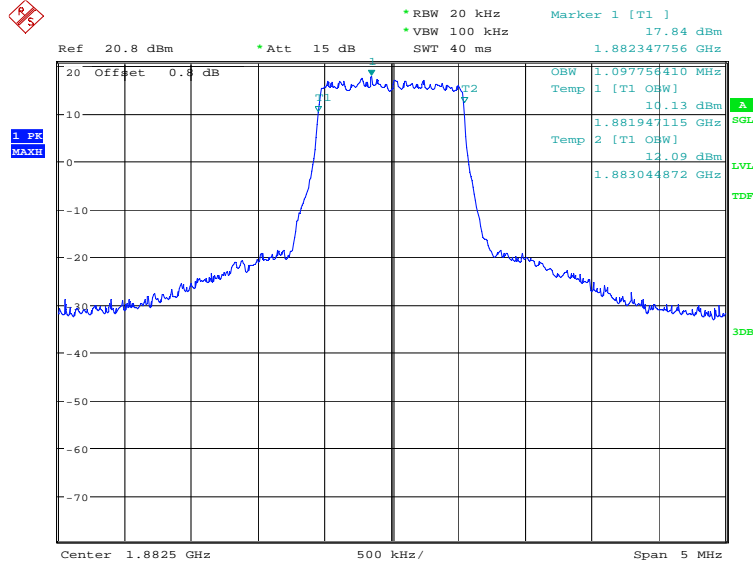


Date: 22.JAN.2020 16:50:04

LTE band 25, 1.4MHz (99%)

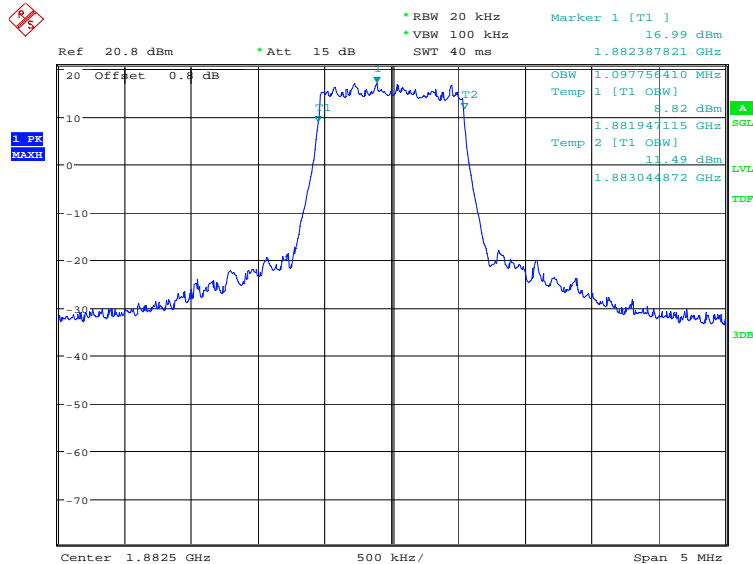
Frequency (MHz)	Occupied Bandwidth (99%) (kHz)		
	QPSK	16QAM	64QAM
1882.5	1097.76	1097.76	1089.744

LTE band 25, 1.4MHz Bandwidth, QPSK (99% BW)



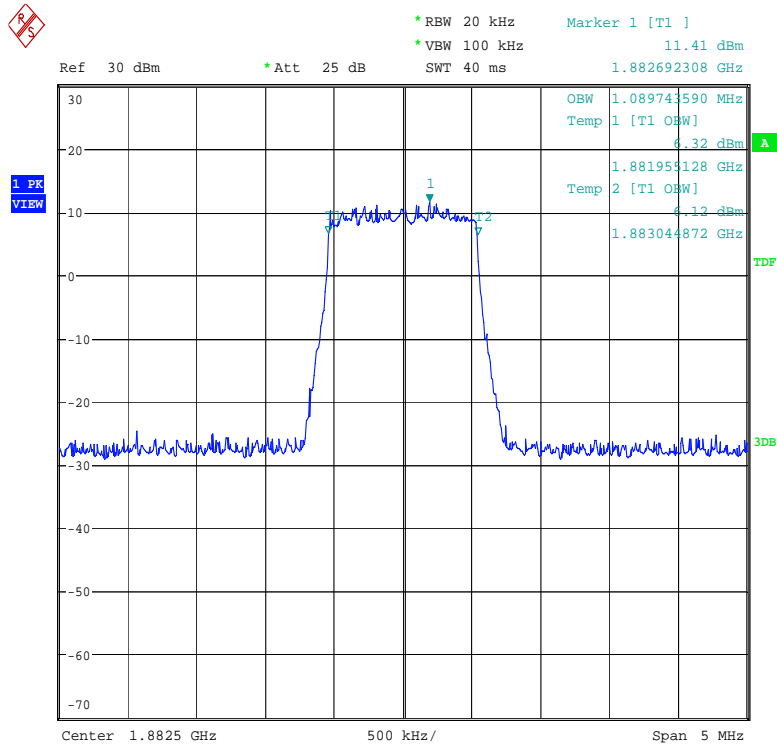
Date: 22.JAN.2020 01:17:22

LTE band 25, 1.4MHz Bandwidth, 16QAM (99% BW)



Date: 22.JAN.2020 01:18:47

LTE band 25, 1.4MHz Bandwidth, 64QAM (99% BW)

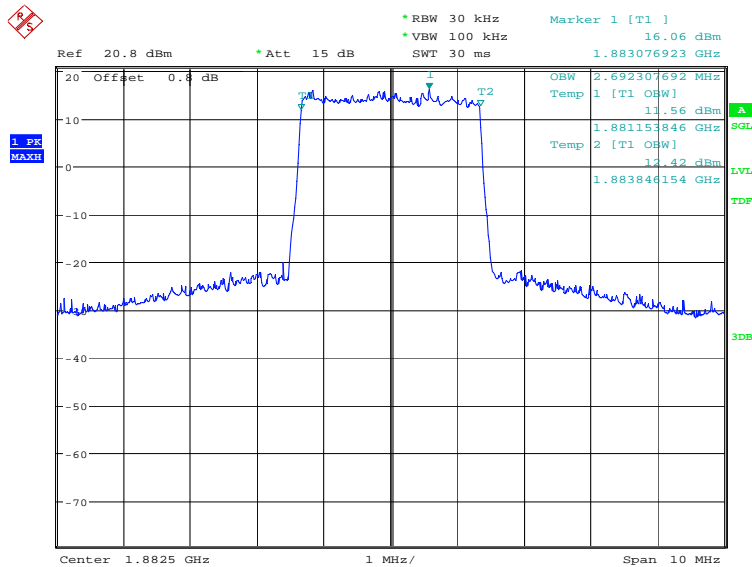


Date: 22.JAN.2020 16:51:24

LTE band 25, 3MHz (99%)

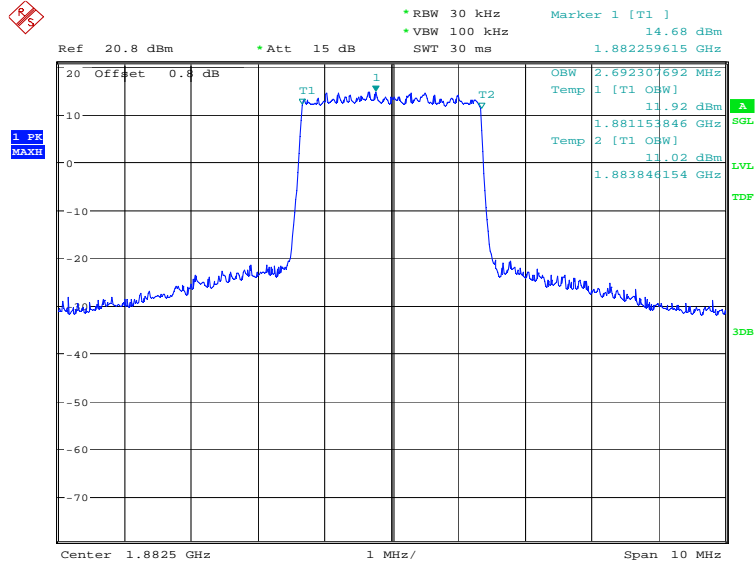
Frequency (MHz)	Occupied Bandwidth (99%) (kHz)		
	QPSK	16QAM	64QAM
1882.5	2692.31	2692.31	2692.308

LTE band 25, 3MHz Bandwidth, QPSK (99% BW)



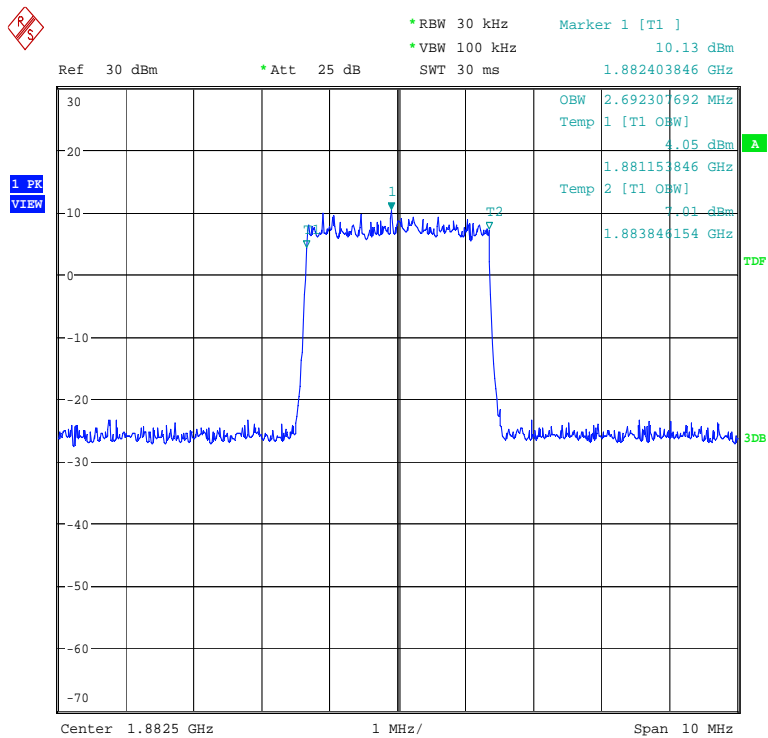
Date: 22.JAN.2020 01:21:01

LTE band 25, 3MHz Bandwidth, 16QAM (99% BW)



Date: 22.JAN.2020 01:22:26

LTE band 25, 3MHz Bandwidth, 64QAM (99% BW)

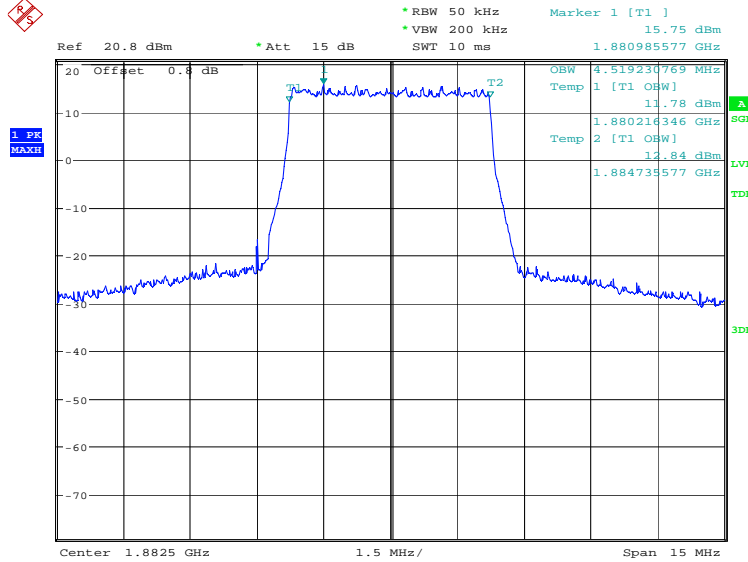


Date: 22.JAN.2020 16:52:33

LTE band 25, 5MHz (99%)

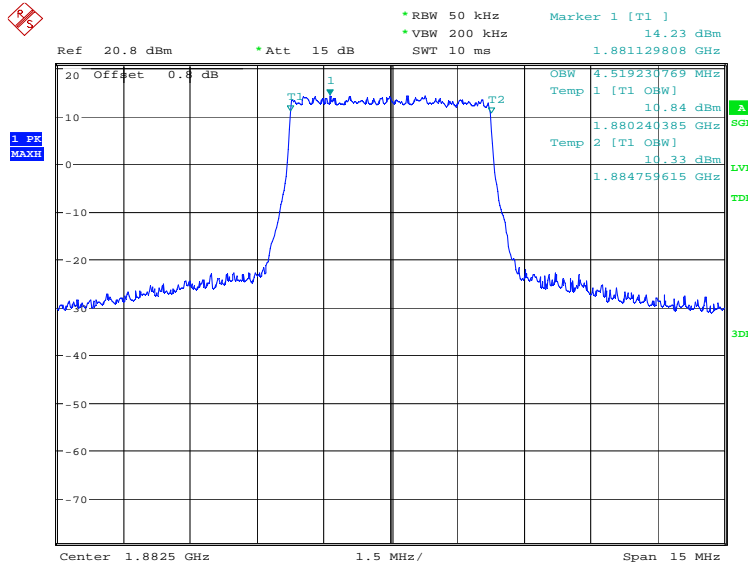
Frequency (MHz)	Occupied Bandwidth (99%) (kHz)		
	QPSK	16QAM	64QAM
1882.5	4519.23	4519.23	4519.23

LTE band 25, 5MHz Bandwidth, QPSK (99% BW)



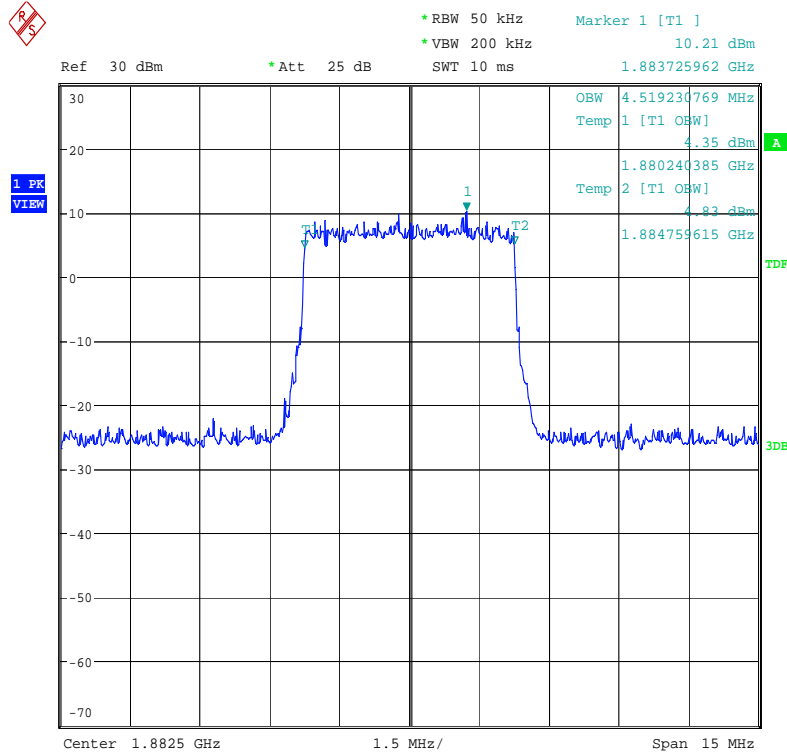
Date: 22.JAN.2020 01:24:40

LTE band 25, 5MHz Bandwidth, 16QAM (99% BW)



Date: 22.JAN.2020 01:26:05

LTE band 25, 5MHz Bandwidth, 64QAM (99% BW)

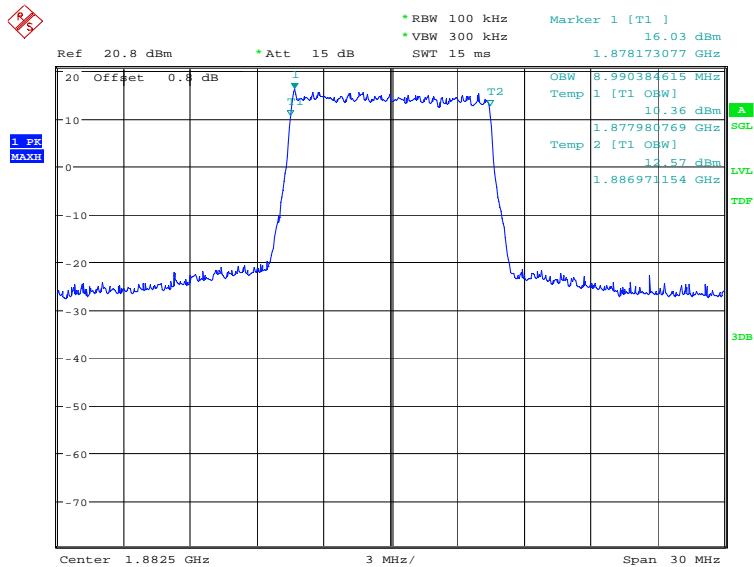


Date: 22.JAN.2020 16:54:27

LTE band 25, 10MHz (99%)

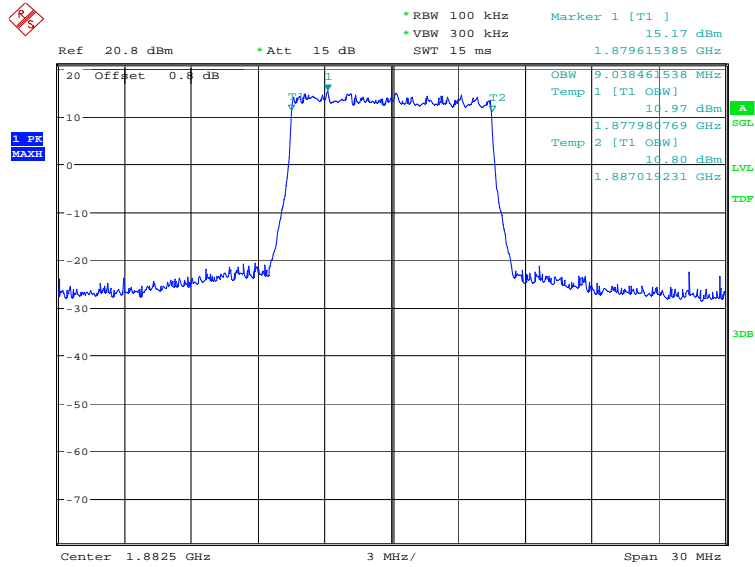
Frequency (MHz)	Occupied Bandwidth (99%) (kHz)		
	QPSK	16QAM	64QAM
1882.5	8990.38	9038.46	9038.46

LTE band 25, 10MHz Bandwidth, QPSK (99% BW)



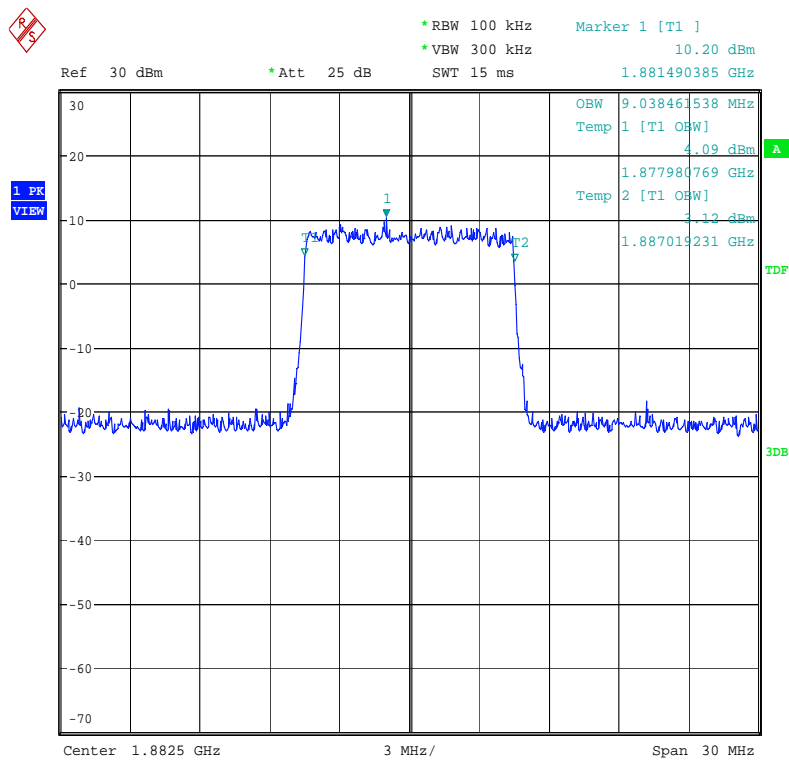
Date: 22.JAN.2020 01:28:19

LTE band 25, 10MHz Bandwidth, 16QAM (99% BW)



Date: 22.JAN.2020 01:29:44

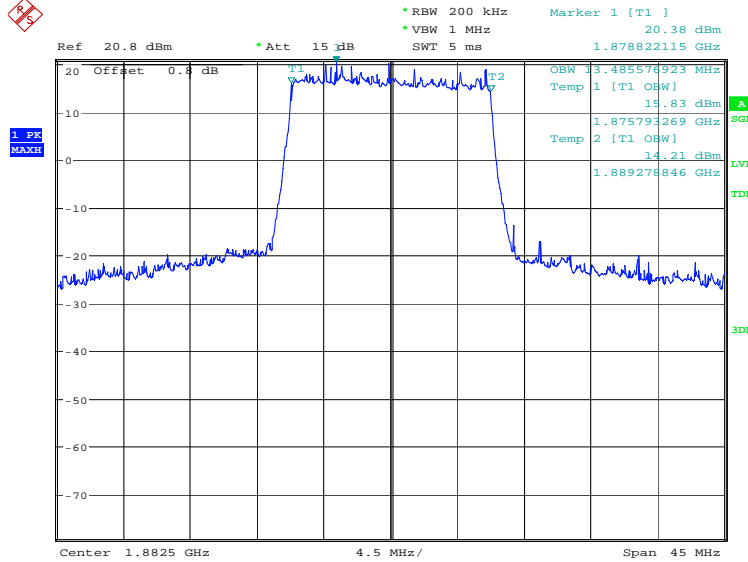
LTE band 25, 10MHz Bandwidth, 64QAM (99% BW)



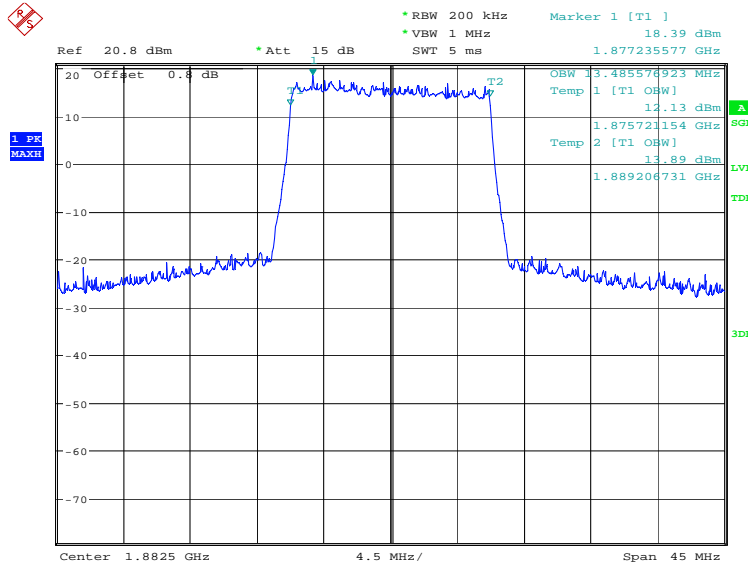
Date: 22.JAN.2020 16:55:56

LTE band 25, 15MHz (99%)

Frequency (MHz)	Occupied Bandwidth (99%) (kHz)		
	QPSK	16QAM	64QAM
1882.5	13485.58	13485.58	13485.58

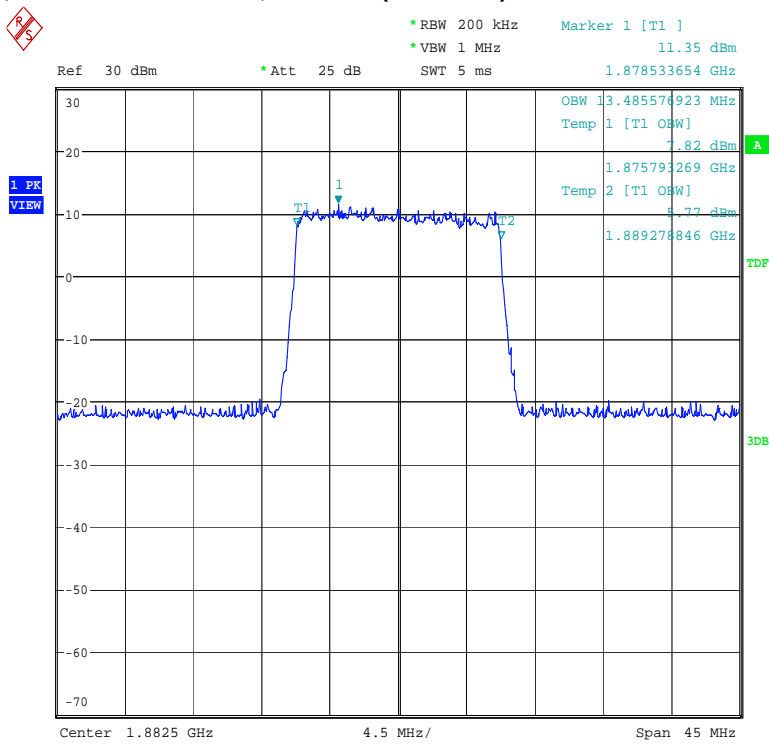
LTE band 25, 15MHz Bandwidth, QPSK (99% BW)


Date: 22.JAN.2020 01:31:58

LTE band 25, 15MHz Bandwidth, 16QAM (99% BW)


Date: 22.JAN.2020 01:33:23

LTE band 25, 15MHz Bandwidth, 64QAM (99% BW)

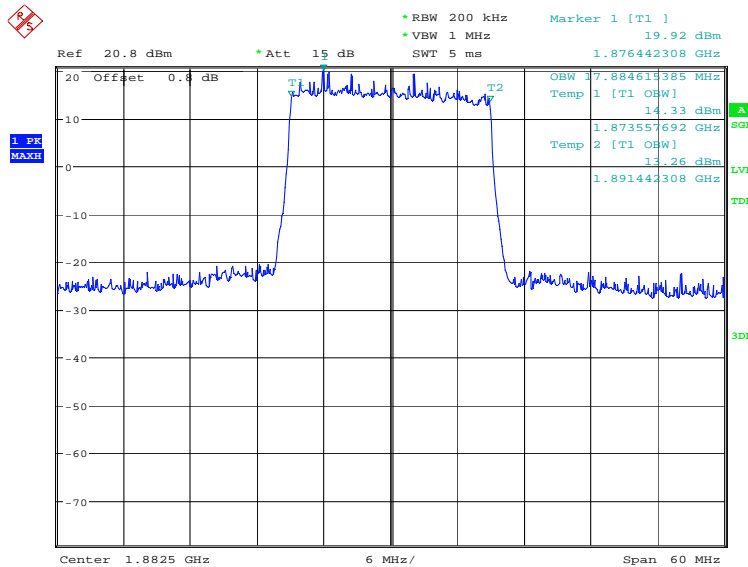


Date: 22.JAN.2020 16:57:03

LTE band 25, 20MHz (99%)

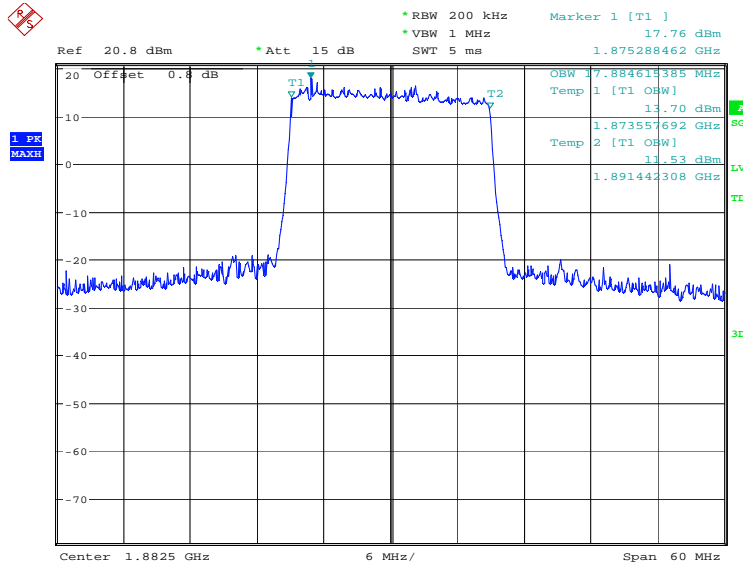
Frequency (MHz)	Occupied Bandwidth (99%) (kHz)		
	QPSK	16QAM	64QAM
1882.5	17884.62	17884.62	18076.92

LTE band 25, 20MHz Bandwidth, QPSK (99% BW)



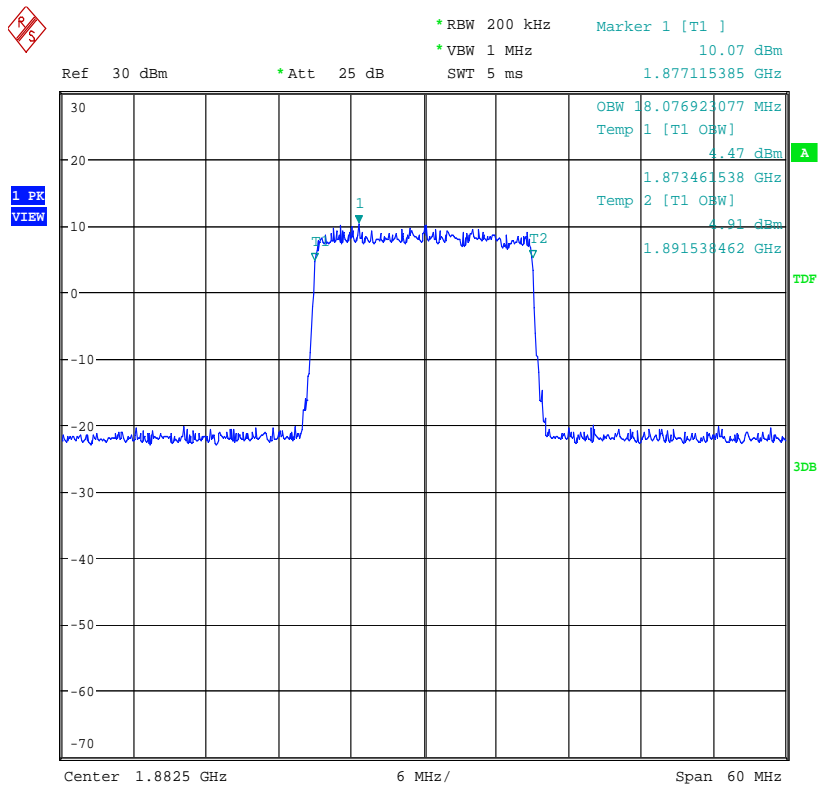
Date: 22.JAN.2020 01:35:37

LTE band 25, 20MHz Bandwidth, 16QAM (99% BW)



Date: 22.JAN.2020 01:37:02

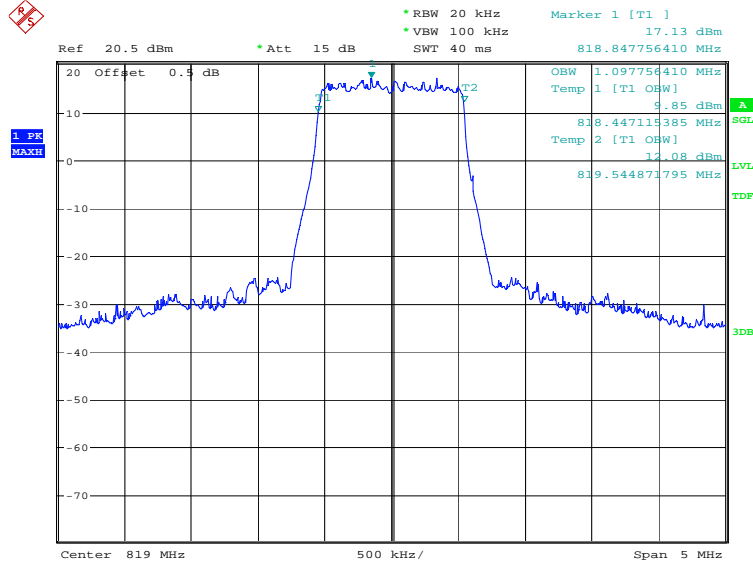
LTE band 25, 20MHz Bandwidth, 64QAM (99% BW)



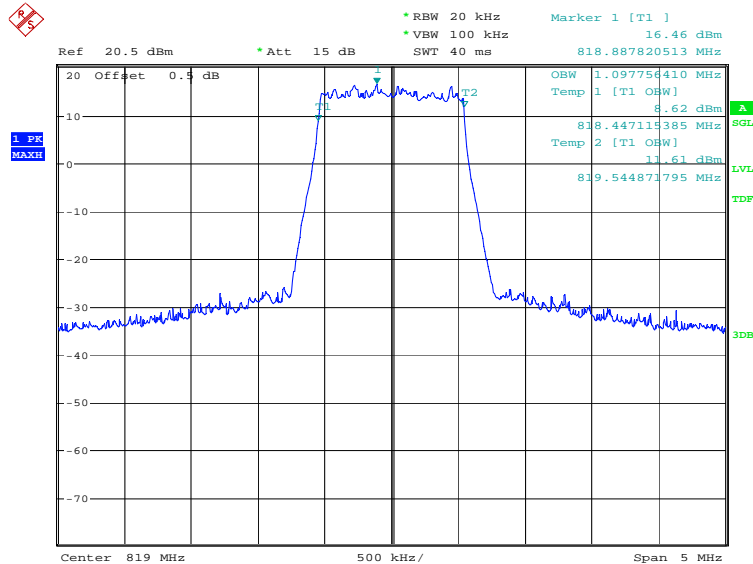
Date: 22.JAN.2020 16:58:21

LTE band 26(814MHz~824MHz), 1.4MHz (99%)

Frequency (MHz)	Occupied Bandwidth (99%)(kHz)		
	QPSK	16QAM	64QAM
819.0	1097.76	1097.76	1089.74

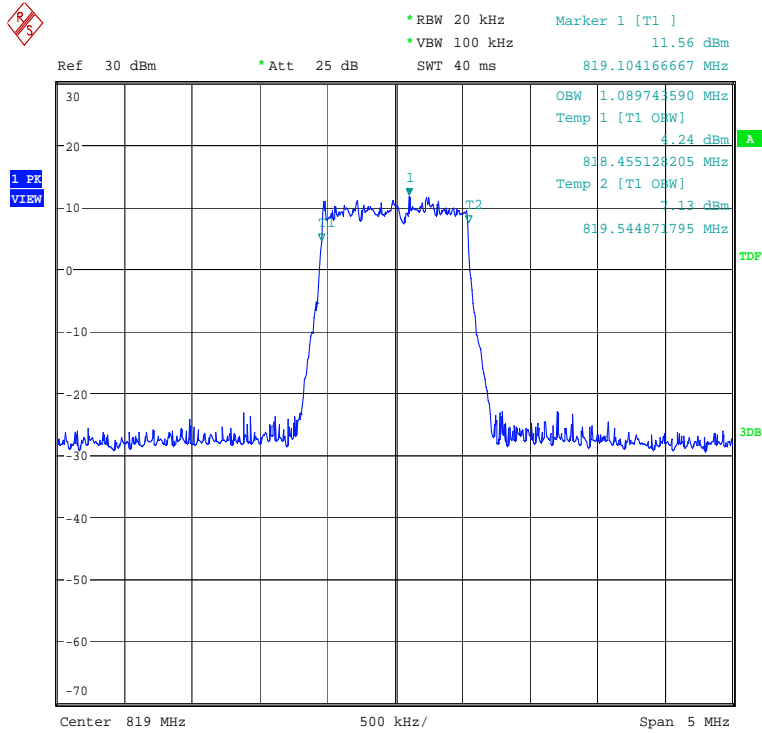
LTE band 26(814MHz~824MHz), 1.4MHz Bandwidth, QPSK (99% BW)


Date: 22.JAN.2020 01:56:45

LTE band 26(814MHz~824MHz), 1.4MHz Bandwidth, 16QAM (99% BW)


Date: 22.JAN.2020 01:58:10

LTE band 26(814MHz~824MHz), 1.4MHz Bandwidth, 64QAM (99% BW)

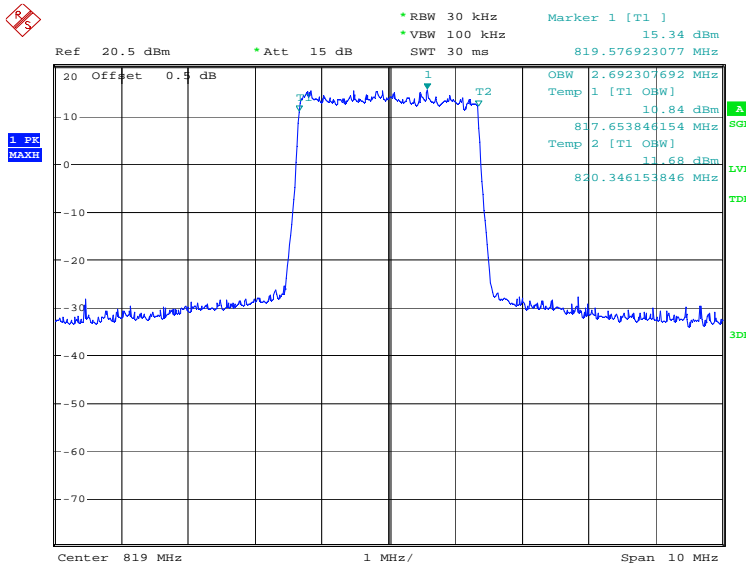


Date: 22.JAN.2020 18:07:49

LTE band 26(814MHz~824MHz), 3MHz (99%)

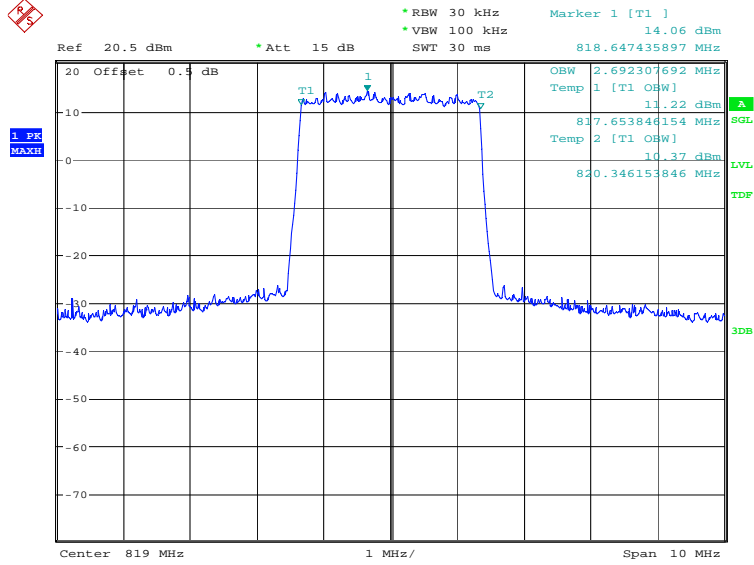
Frequency (MHz)	Occupied Bandwidth (99%)(kHz)		
	QPSK	16QAM	64QAM
819.0	2692.31	2692.31	2692.31

LTE band 26(814MHz~824MHz), 3MHz Bandwidth, QPSK (99% BW)



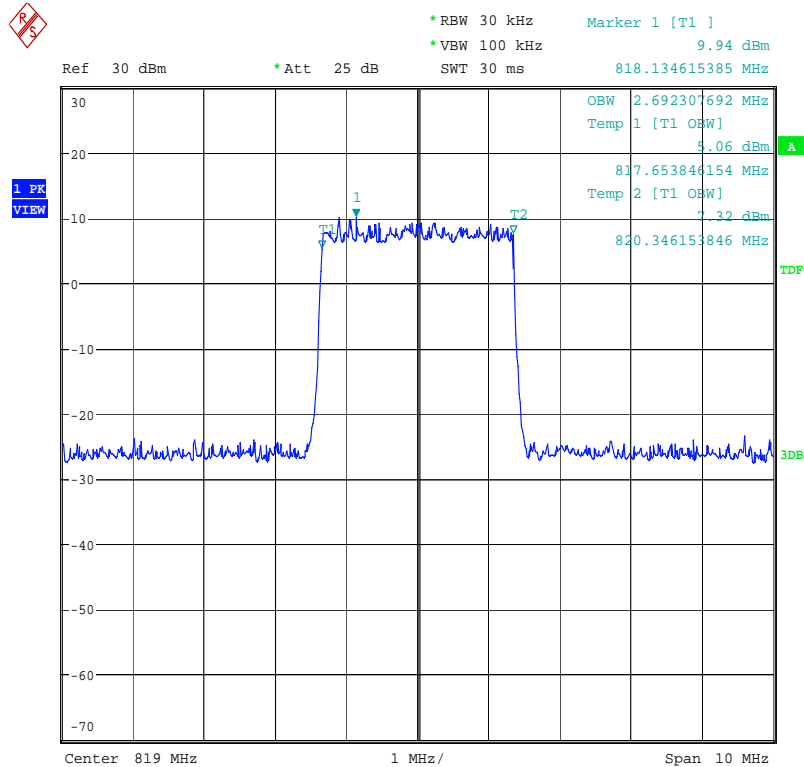
Date: 22.JAN.2020 02:00:25

LTE band 26(814MHz~824MHz), 3MHz Bandwidth, 16QAM (99% BW)



Date: 22.JAN.2020 02:01:50

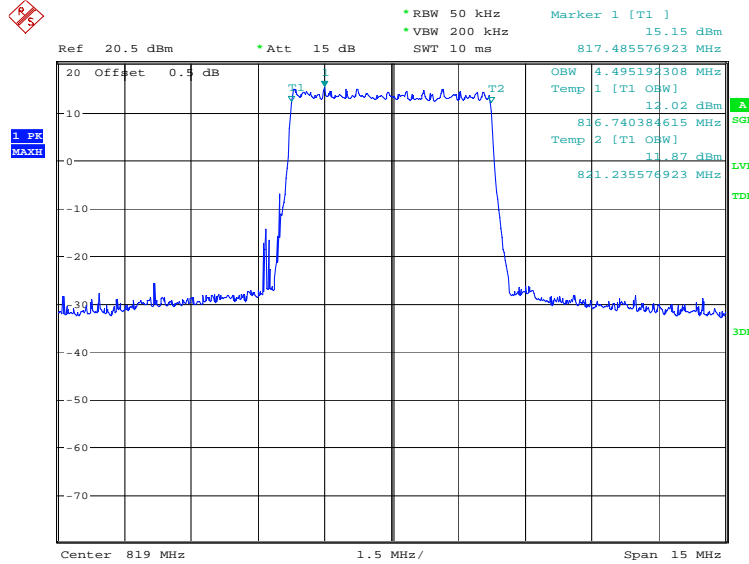
LTE band 26(814MHz~824MHz), 3MHz Bandwidth, 64QAM (99% BW)



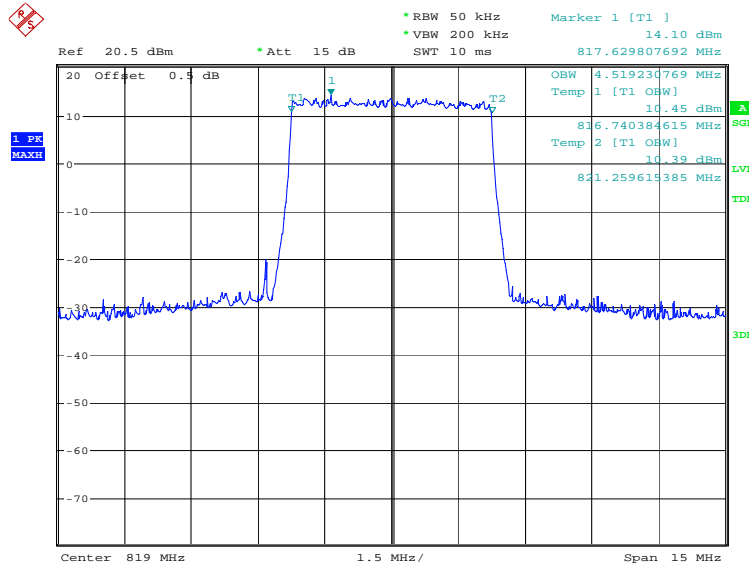
Date: 22.JAN.2020 17:30:41

LTE band 26(814MHz~824MHz), 5MHz (99%)

Frequency (MHz)	Occupied Bandwidth (99%)(kHz)		
	QPSK	16QAM	64QAM
819.0	4495.19	4519.23	4495.19

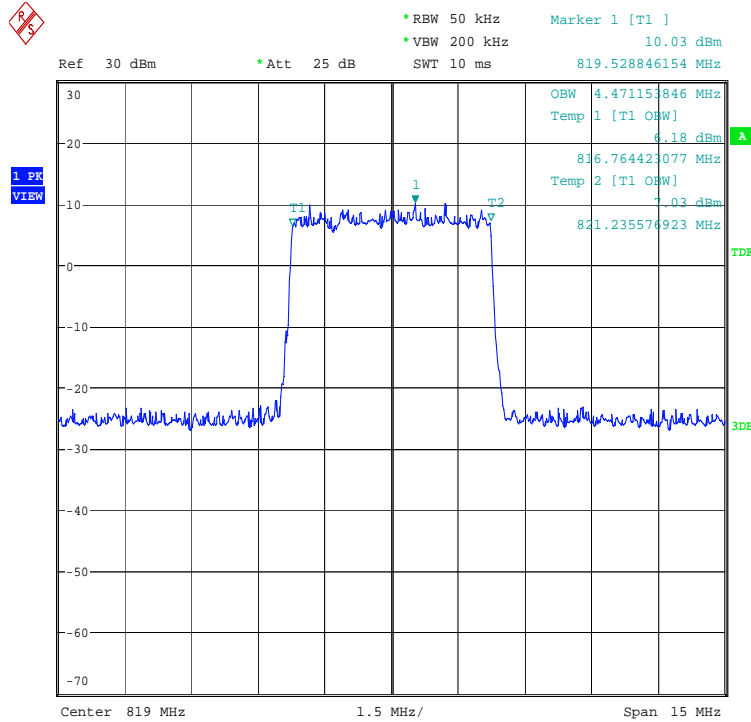
LTE band 26(814MHz~824MHz), 5MHz Bandwidth, QPSK (99% BW)


Date: 22.JAN.2020 02:04:04

LTE band 26(814MHz~824MHz), 5MHz Bandwidth, 16QAM (99% BW)


Date: 22.JAN.2020 02:05:29

LTE band 26(814MHz~824MHz), 5MHz Bandwidth, 64QAM (99% BW)

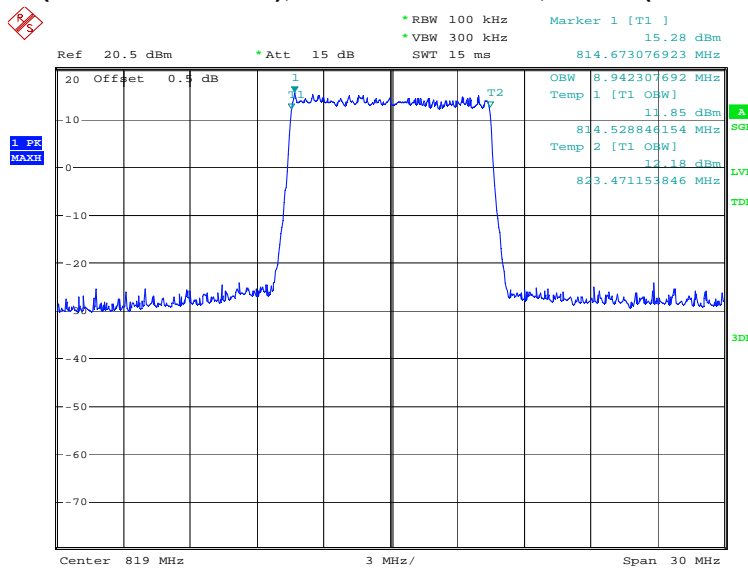


Date: 22.JAN.2020 17:31:42

LTE band 26(814MHz~824MHz), 10MHz (99%)

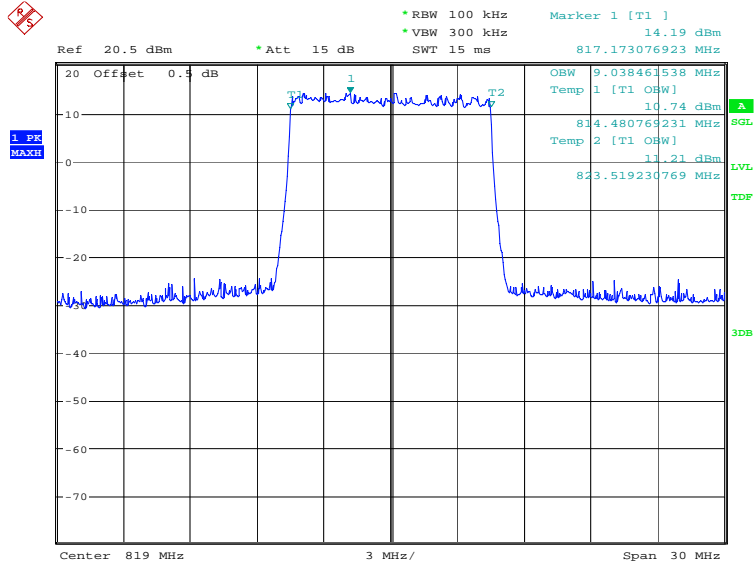
Frequency (MHz)	Occupied Bandwidth (99%)(kHz)		
	QPSK	16QAM	64QAM
819.0	8942.31	9038.46	8990.38

LTE band 26(814MHz~824MHz), 10MHz Bandwidth, QPSK (99% BW)



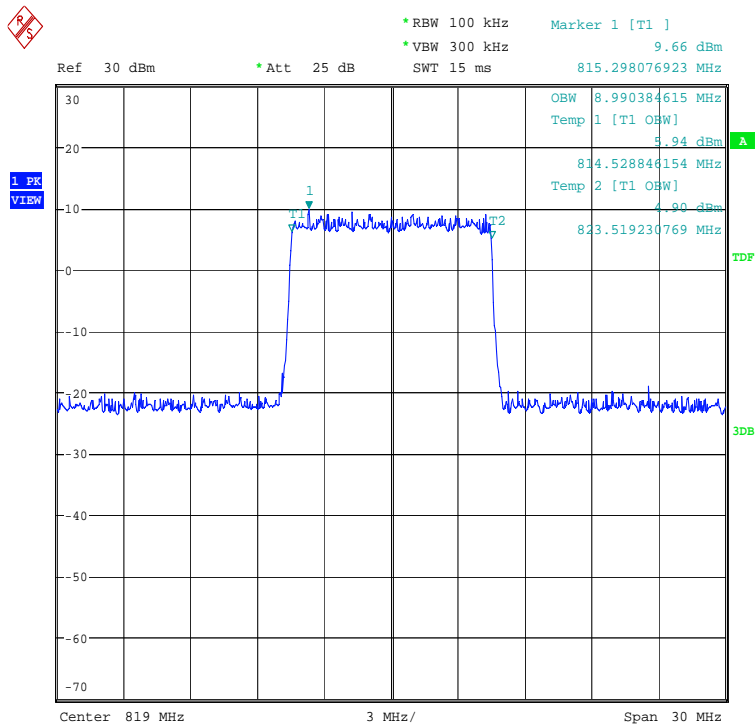
Date: 22.JAN.2020 02:07:43

LTE band 26(814MHz~824MHz), 10MHz Bandwidth, 16QAM (99% BW)



Date: 22.JAN.2020 02:09:08

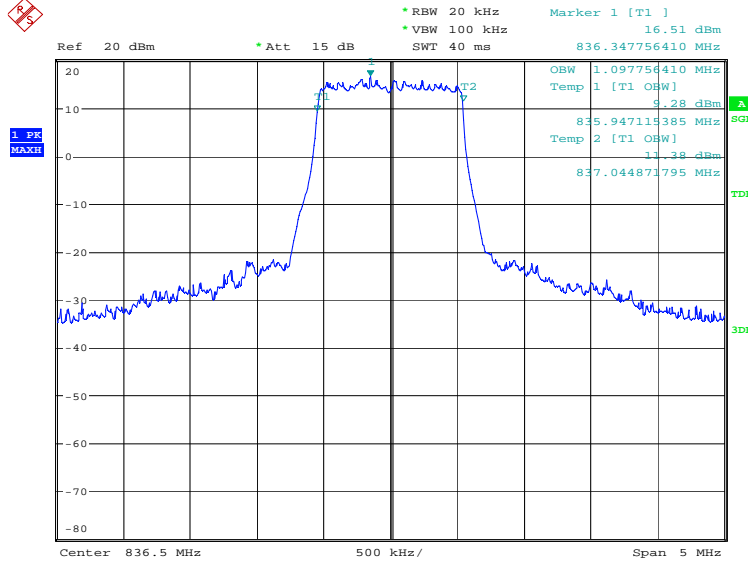
LTE band 26(814MHz~824MHz), 10MHz Bandwidth, 64QAM (99% BW)



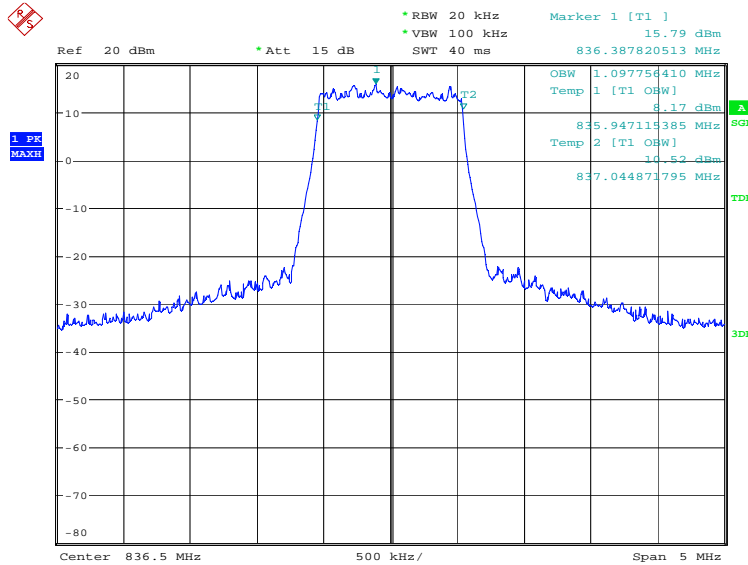
Date: 22.JAN.2020 17:32:54

LTE band 26(824MHz~849MHz), 1.4MHz (99%)

Frequency (MHz)	Occupied Bandwidth (99%) (kHz)		
	QPSK	16QAM	64QAM
836.5	1097.76	1097.76	1089.74

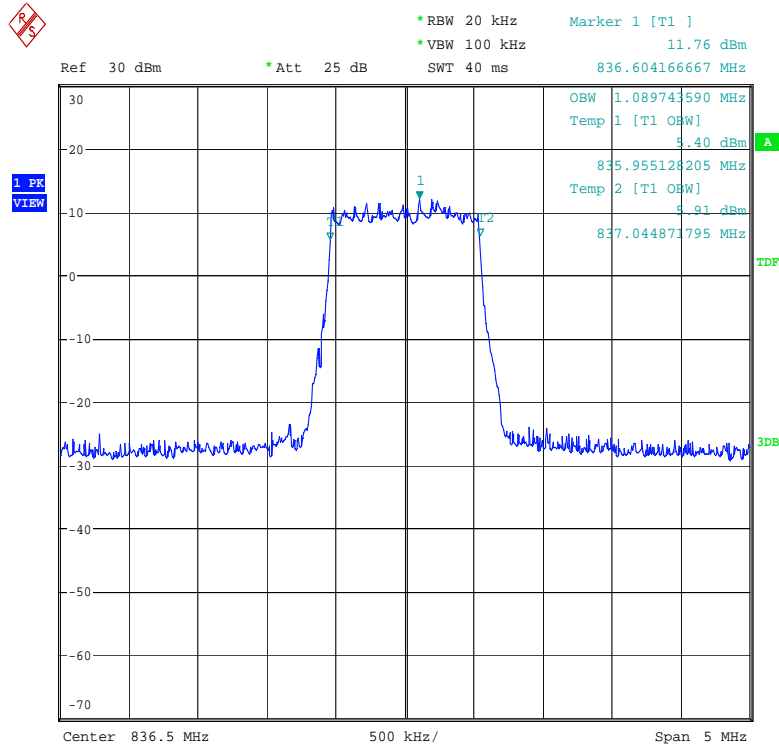
LTE band 26(824MHz~849MHz), 1.4MHz Bandwidth, QPSK (99% BW)


Date: 22.JAN.2020 01:38:40

LTE band 26(824MHz~849MHz), 1.4MHz Bandwidth, 16QAM (99% BW)


Date: 22.JAN.2020 01:40:05

LTE band 26(824MHz~849MHz), 1.4MHz Bandwidth, 64QAM (99% BW)

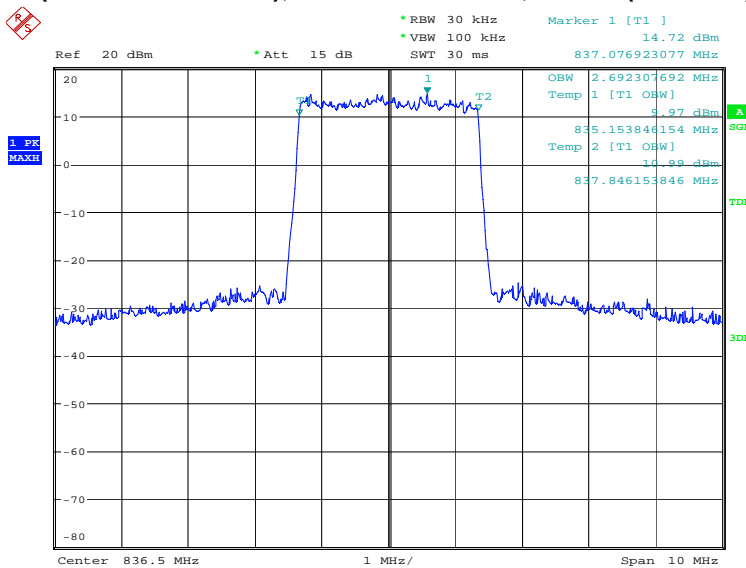


Date: 22.JAN.2020 17:00:05

LTE band 26(824MHz~849MHz), 3MHz (99%)

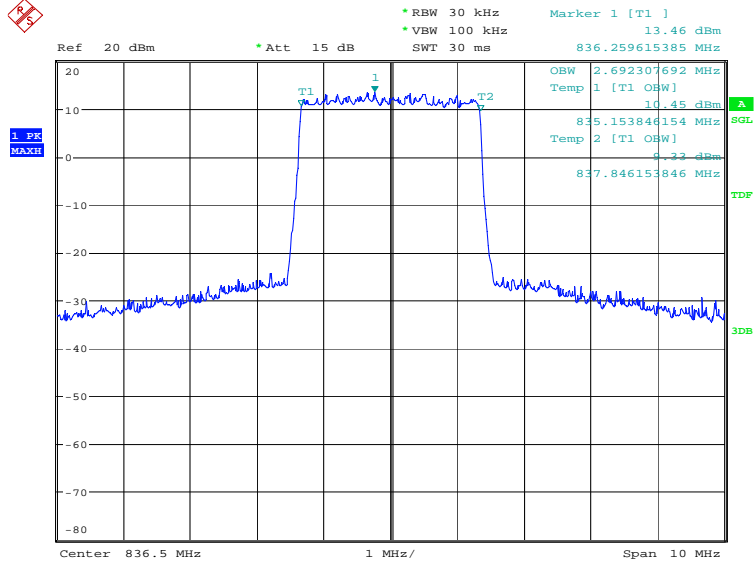
Frequency (MHz)	Occupied Bandwidth (99%) (kHz)		
836.5	QPSK	16QAM	64QAM
	2692.31	2692.31	2692.31

LTE band 26(824MHz~849MHz), 3MHz Bandwidth, QPSK (99% BW)



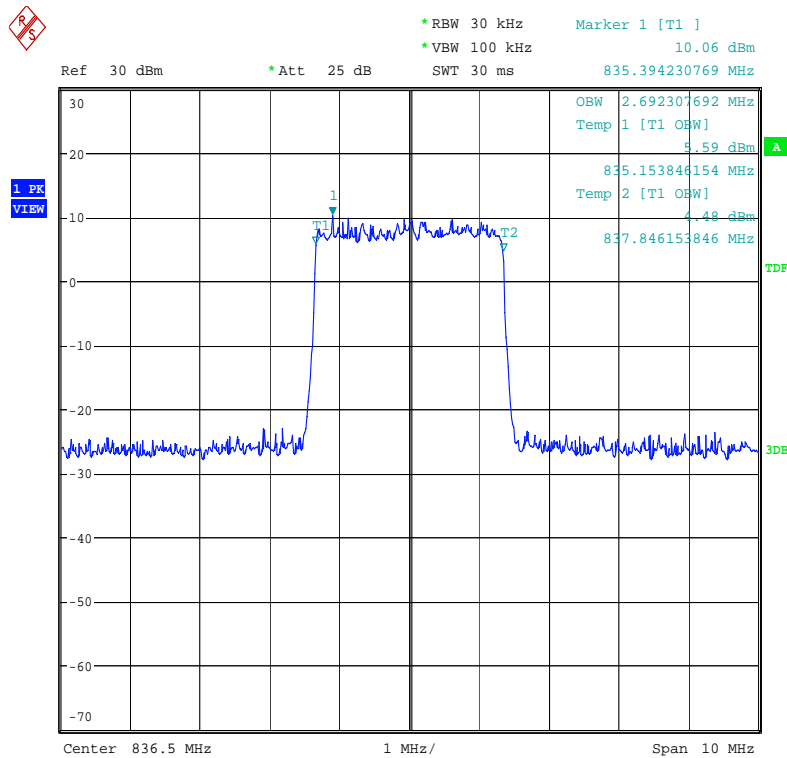
Date: 22.JAN.2020 01:42:19

LTE band 26(824MHz~849MHz), 3MHz Bandwidth, 16QAM (99% BW)



Date: 22.JAN.2020 01:43:44

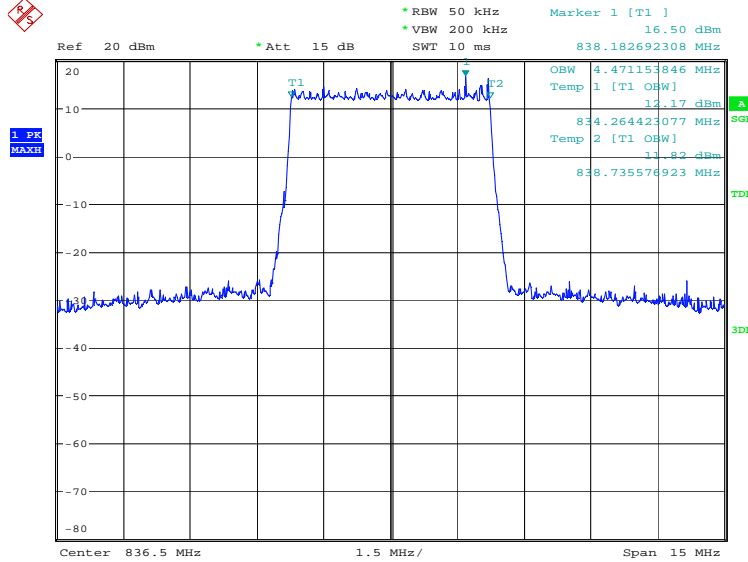
LTE band 26(824MHz~849MHz), 3MHz Bandwidth, 64QAM (99% BW)



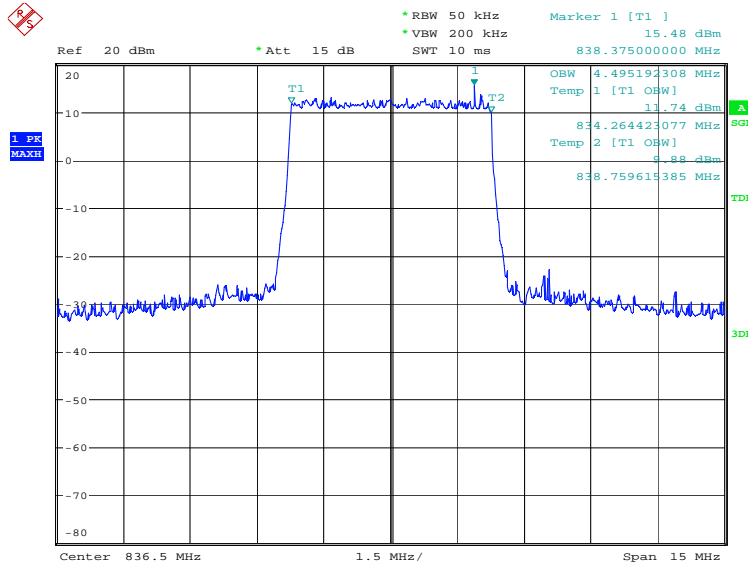
Date: 22.JAN.2020 17:01:22

LTE band 26(824MHz~849MHz), 5MHz (99%)

Frequency (MHz)	Occupied Bandwidth (99%) (kHz)		
	QPSK	16QAM	64QAM
836.5	4471.15	4495.19	4471.15

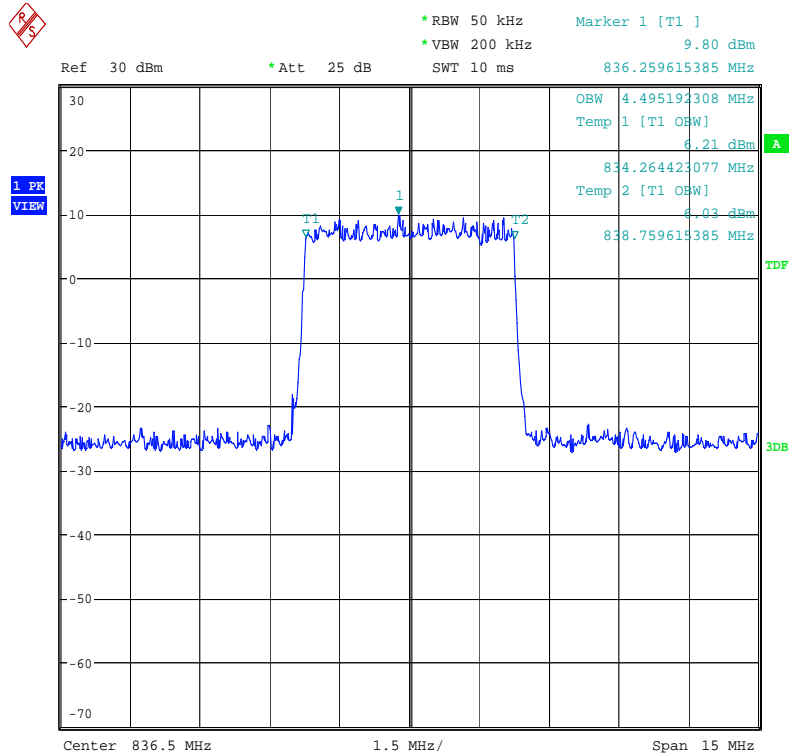
LTE band 26(824MHz~849MHz), 5MHz Bandwidth, QPSK (99% BW)


Date: 22.JAN.2020 01:45:58

LTE band 26(824MHz~849MHz), 5MHz Bandwidth, 16QAM (99% BW)


Date: 22.JAN.2020 01:47:23

LTE band 26(824MHz~849MHz), 5MHz Bandwidth, 64QAM (99% BW)

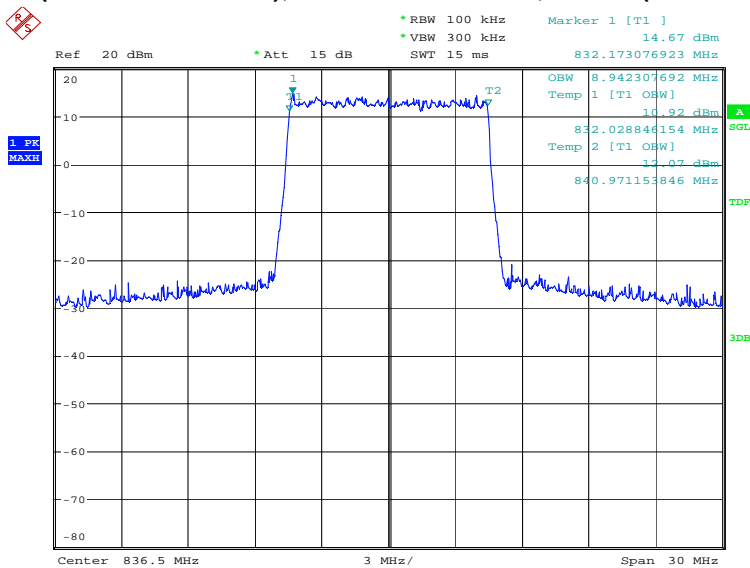


Date: 22.JAN.2020 17:04:32

LTE band 26(824MHz~849MHz), 10MHz (99%)

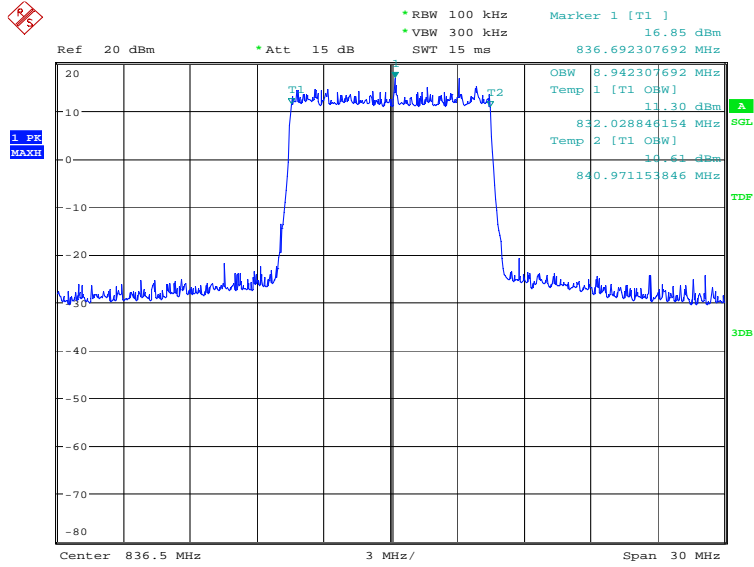
Frequency (MHz)	Occupied Bandwidth (99%) (kHz)		
	QPSK	16QAM	64QAM
836.5	8942.31	8942.31	8990.38

LTE band 26(824MHz~849MHz), 10MHz Bandwidth, QPSK (99% BW)



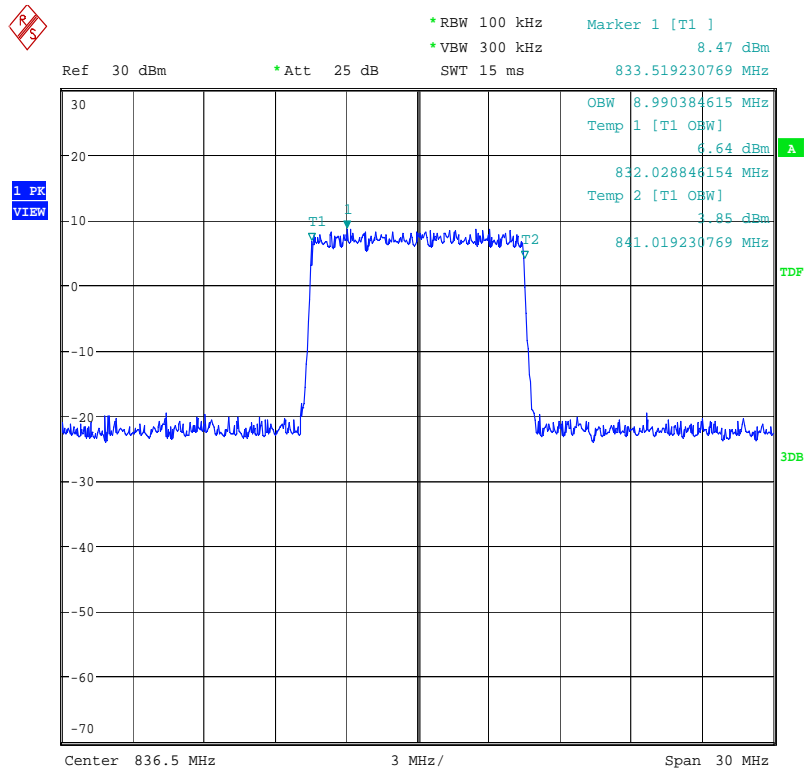
Date: 22.JAN.2020 01:49:37

LTE band 26(824MHz~849MHz), 10MHz Bandwidth, 16QAM (99% BW)



Date: 22.JAN.2020 01:51:02

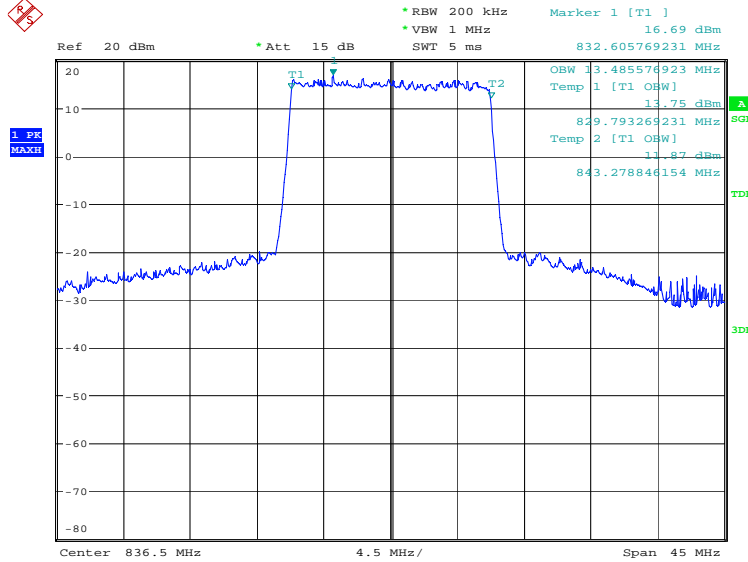
LTE band 26(824MHz~849MHz), 10MHz Bandwidth, 64QAM (99% BW)



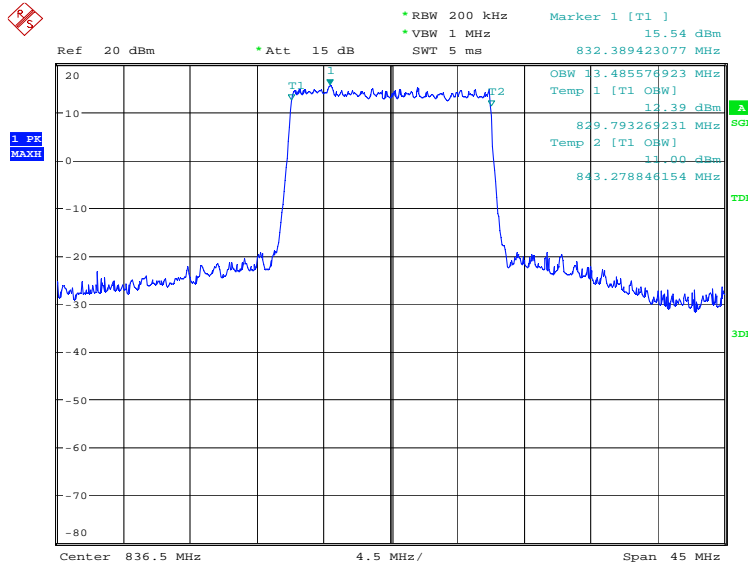
Date: 22.JAN.2020 17:08:18

LTE band 26(824MHz~849MHz), 15MHz (99%)

Frequency (MHz)	Occupied Bandwidth (99%) (kHz)		
	QPSK	16QAM	64QAM
836.5	13485.58	13485.58	13485.58

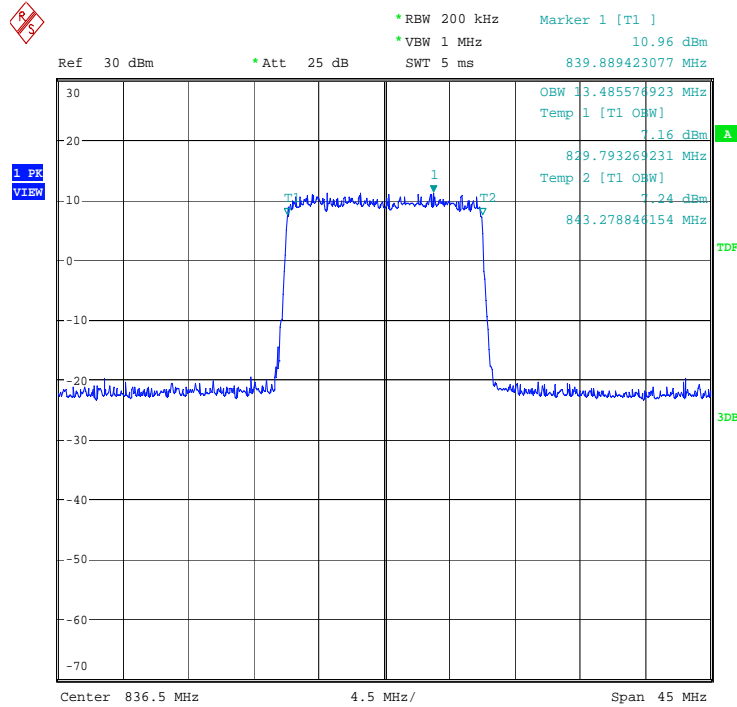
LTE band 26(824MHz~849MHz), 15MHz Bandwidth, QPSK (99% BW)


Date: 22.JAN.2020 01:53:16

LTE band 26(824MHz~849MHz), 15MHz Bandwidth, 16QAM (99% BW)


Date: 22.JAN.2020 01:54:41

LTE band 26(824MHz~849MHz), 15MHz Bandwidth, 64QAM (99% BW)

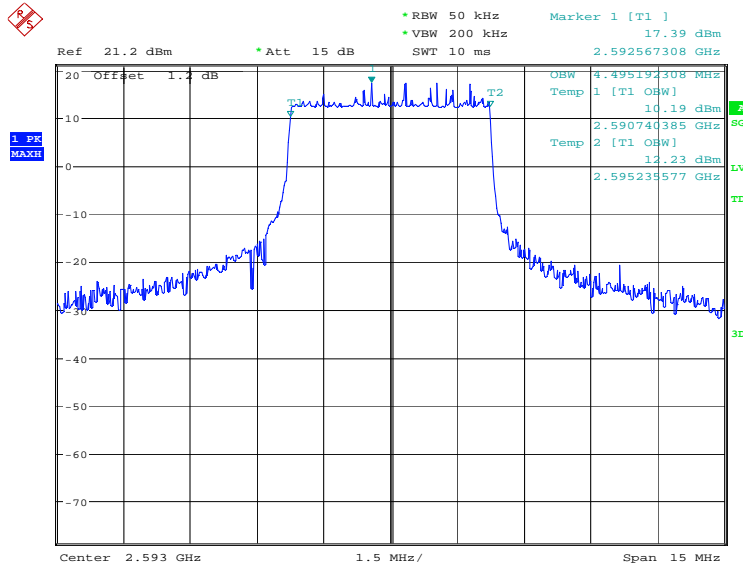


Date: 22.JAN.2020 17:27:57

LTE band 41, 5MHz (99%)

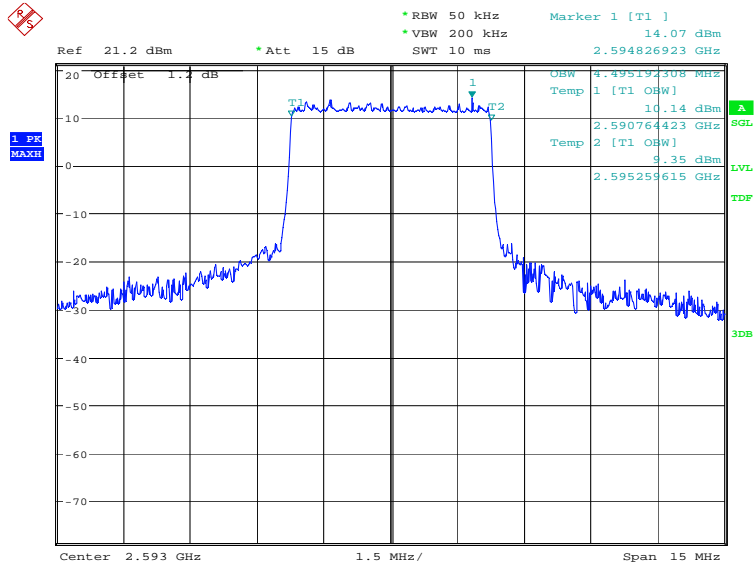
Frequency (MHz)	Occupied Bandwidth (99%) (kHz)		
	QPSK	16QAM	64QAM
2593.0	4495.19	4495.19	4495.19

LTE band 41, 5MHz Bandwidth, QPSK (99% BW)



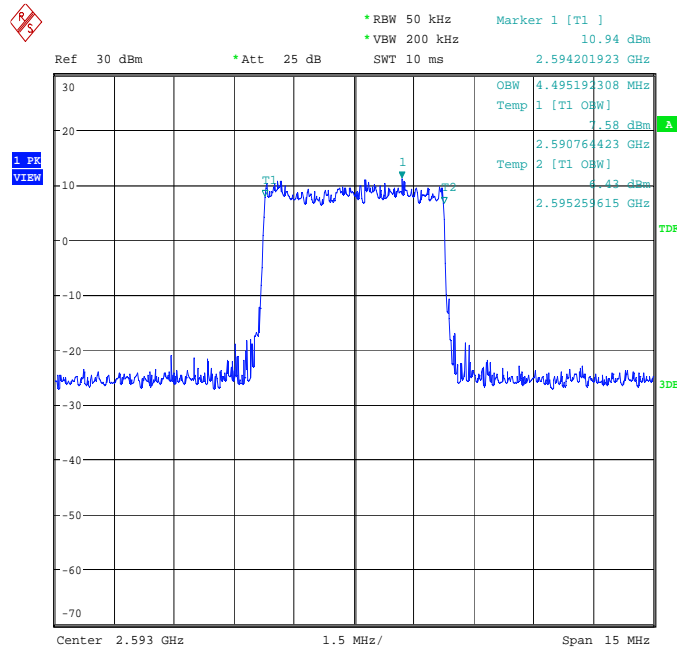
Date: 22.JAN.2020 02:33:27

LTE band 41, 5MHz Bandwidth, 16QAM (99% BW)



Date: 22.JAN.2020 02:34:52

LTE band 41, 5MHz Bandwidth, 64QAM (99% BW)

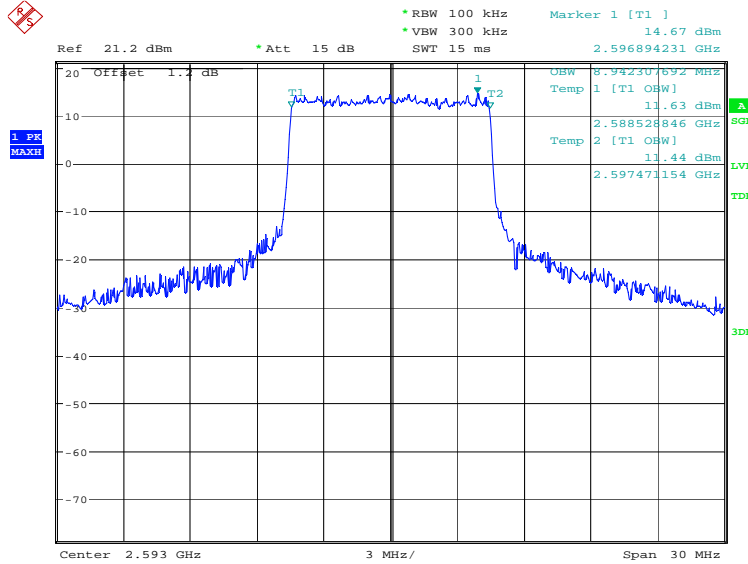


Date: 22.JAN.2020 17:37:21

LTE band 41, 10MHz (99%)

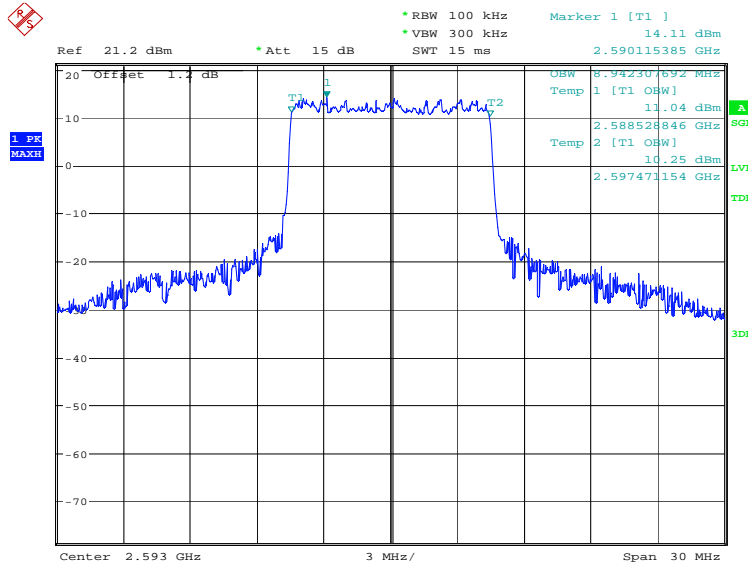
Frequency (MHz)	Occupied Bandwidth (99%) (kHz)		
	QPSK	16QAM	64QAM
2593.0	8942.31	8942.31	8942.31

LTE band 41, 10MHz Bandwidth, QPSK (99% BW)



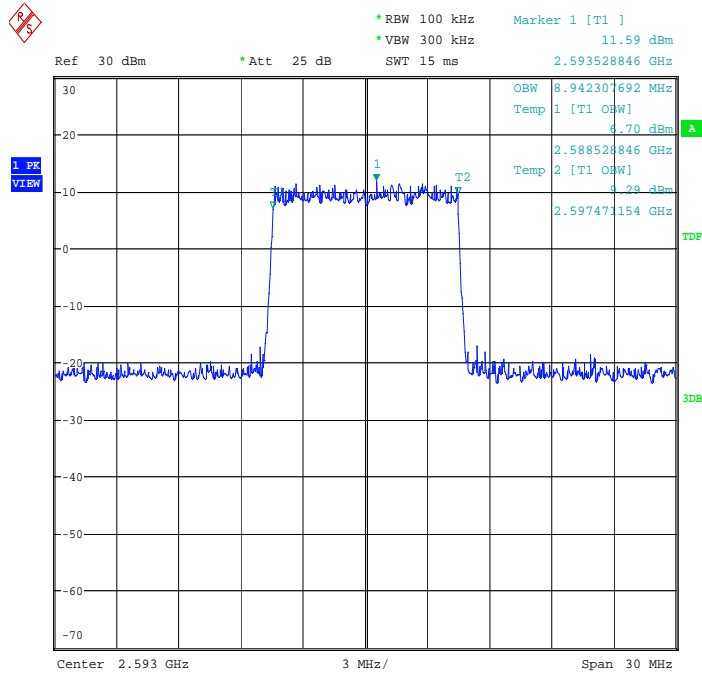
Date: 22.JAN.2020 02:37:06

LTE band 41, 10MHz Bandwidth, 16QAM (99% BW)



Date: 22.JAN.2020 02:38:31

LTE band 41, 10MHz Bandwidth, 64QAM (99% BW)

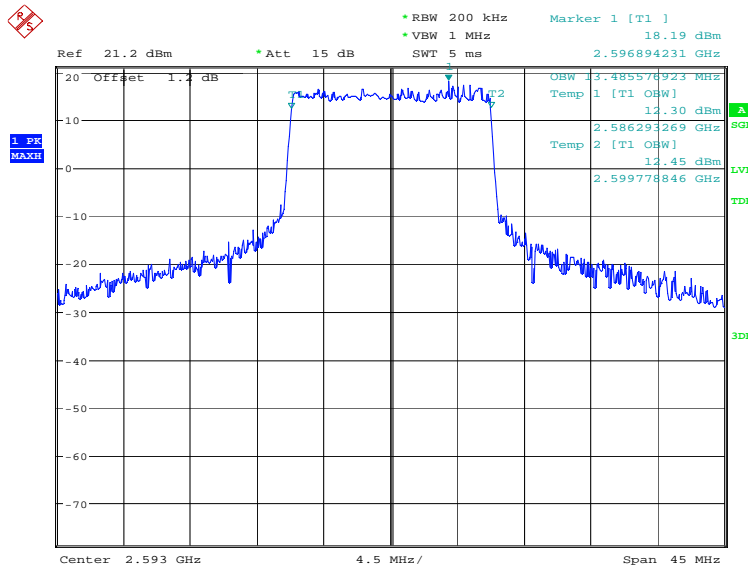


Date: 22.JAN.2020 17:51:18

LTE band 41, 15MHz (99%)

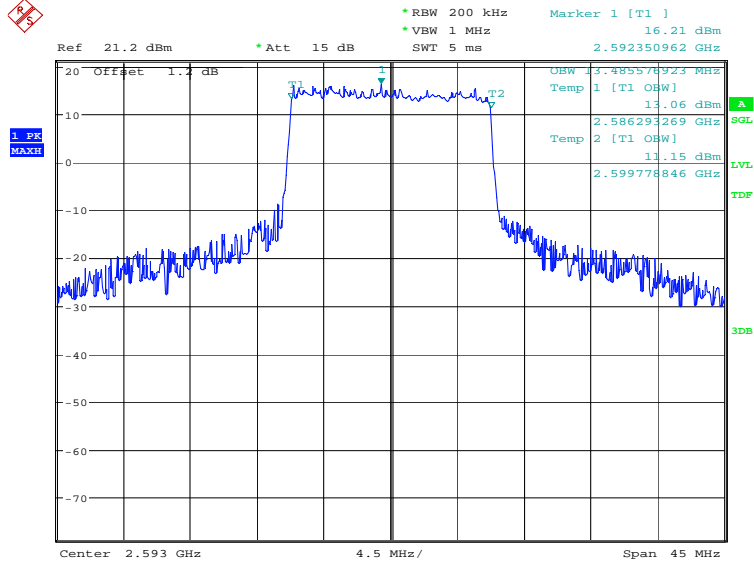
Frequency (MHz)	Occupied Bandwidth (99%) (kHz)		
	QPSK	16QAM	64QAM
2593.0	13485.58	13485.58	13485.6

LTE band 41, 15MHz Bandwidth, QPSK (99% BW)



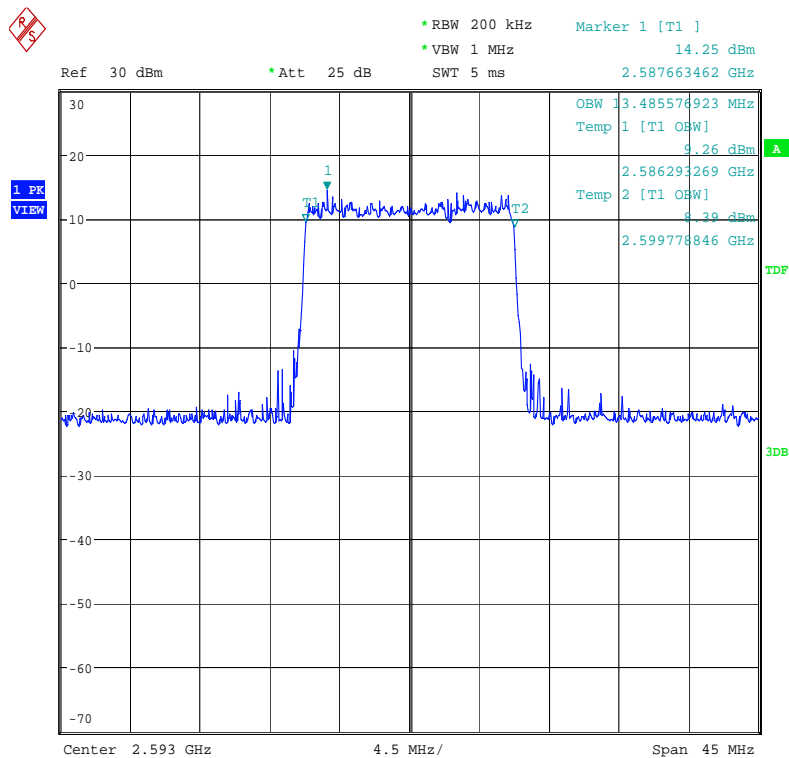
Date: 22.JAN.2020 02:40:45

LTE band 41, 15MHz Bandwidth, 16QAM (99% BW)



Date: 22.JAN.2020 02:42:11

LTE band 41, 15MHz Bandwidth, 64QAM (99% BW)

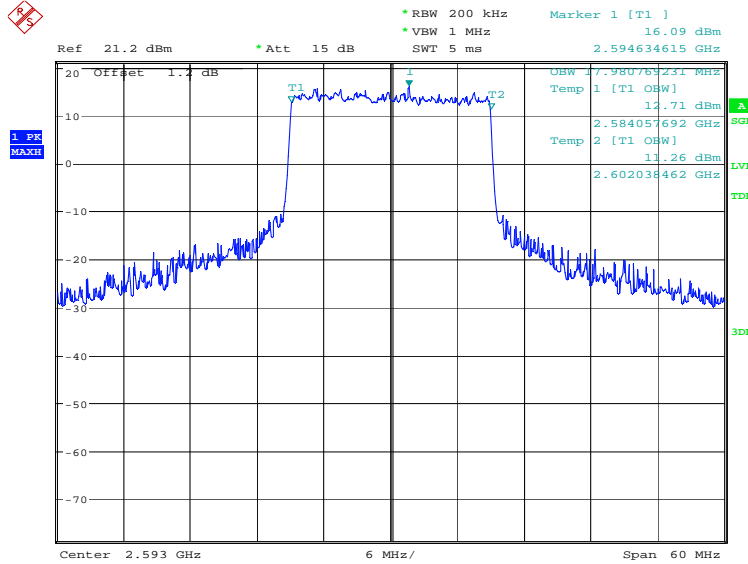


Date: 22.JAN.2020 17:52:56

LTE band 41, 20MHz (99%)

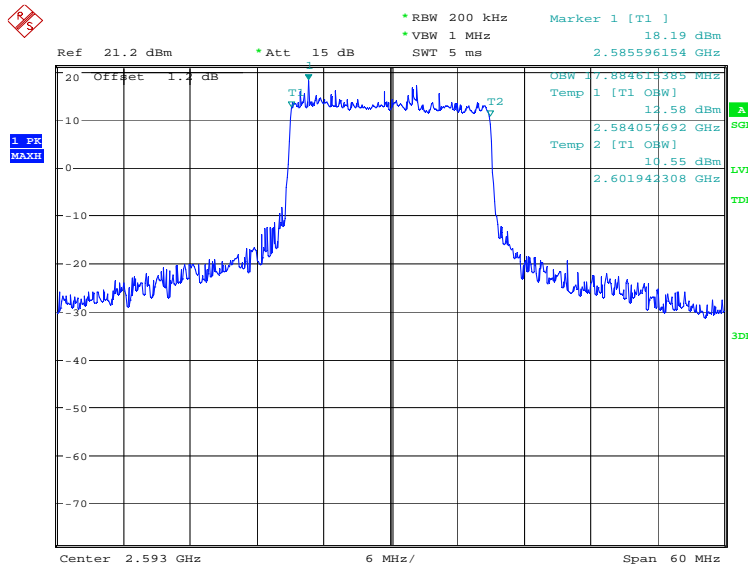
Frequency (MHz)	Occupied Bandwidth (99%) (kHz)		
	QPSK	16QAM	64QAM
2593.0	17980.77	17884.62	17980.80

LTE band 41, 20MHz Bandwidth, QPSK (99% BW)



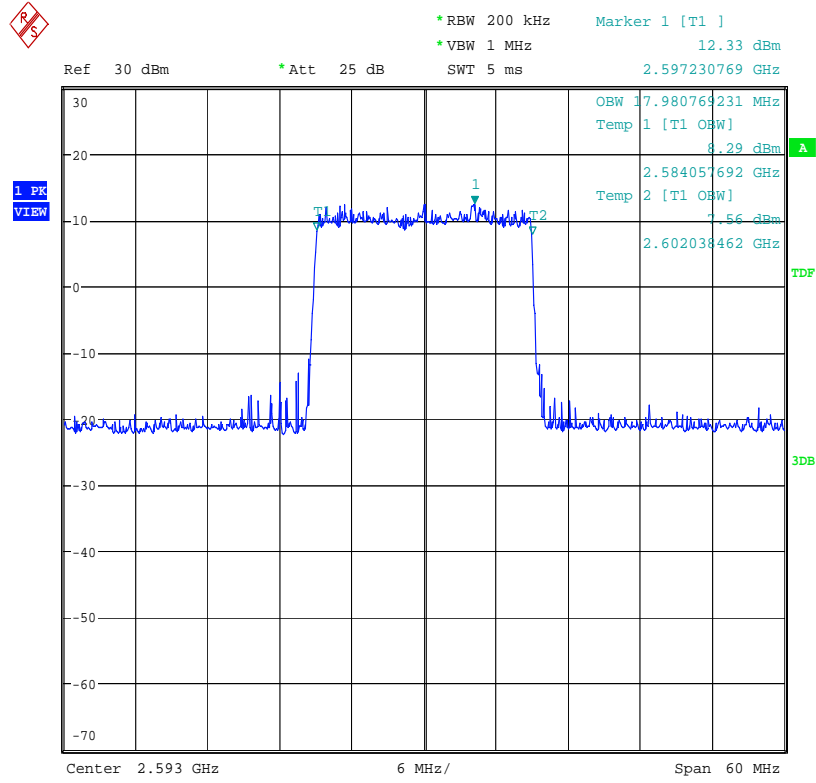
Date: 22.JAN.2020 02:44:25

LTE band 41, 20MHz Bandwidth, 16QAM (99% BW)



Date: 22.JAN.2020 02:45:50

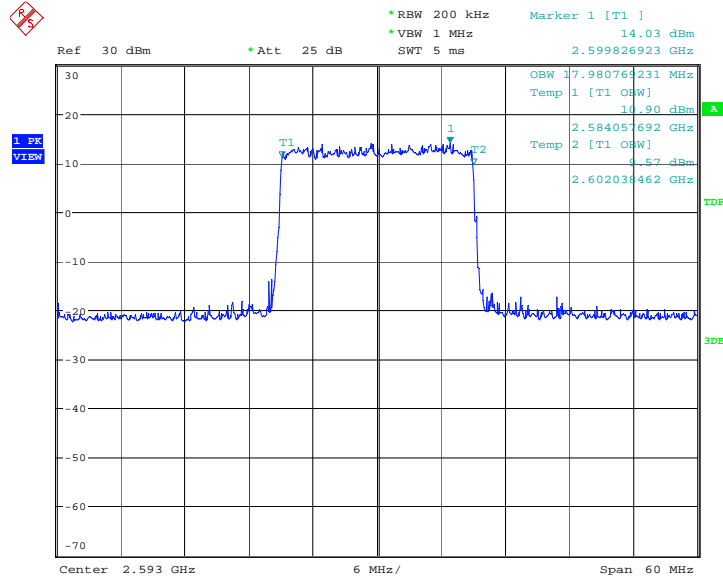
LTE band 41, 20MHz Bandwidth, 64QAM (99% BW)



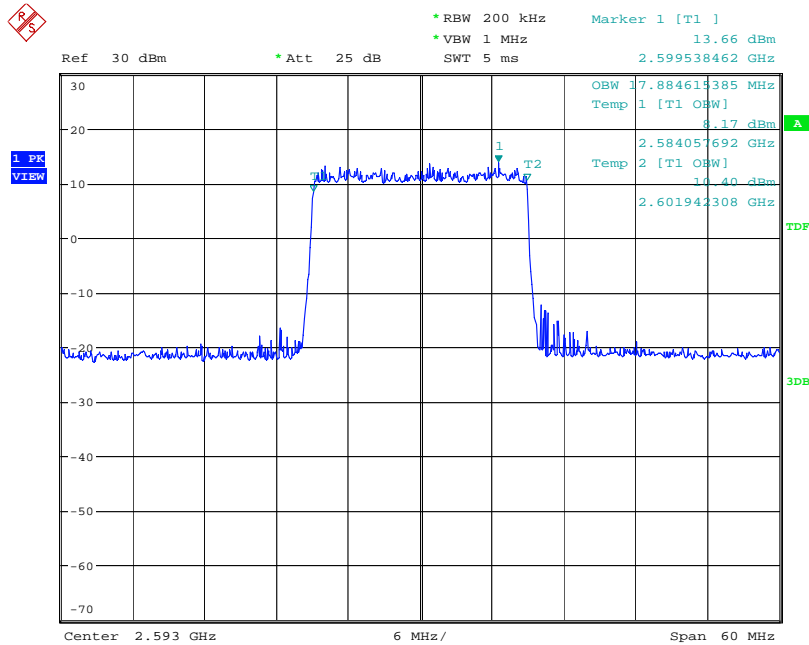
Date: 22.JAN.2020 17:54:03

LTE band 41(PC2), 20MHz (99%)

Frequency (MHz)	Occupied Bandwidth (99%) (kHz)		
	QPSK	16QAM	64QAM
2593.0	17980.77	17884.62	17884.62

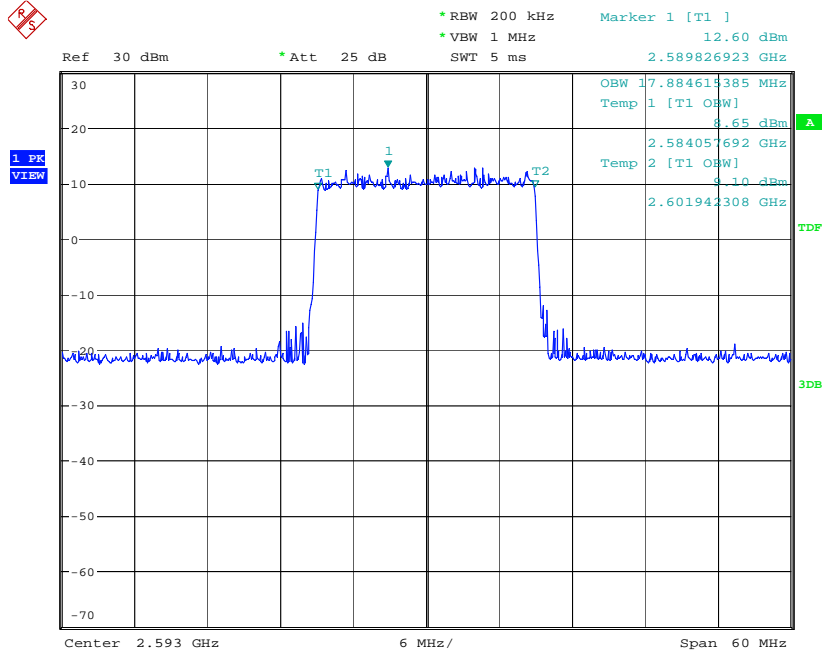
LTE band 41(HPUE), 20MHz Bandwidth, QPSK (99% BW)


Date: 16.MAR.2020 15:54:43

LTE band 41(HPUE), 20MHz Bandwidth, 16QAM (99% BW)


Date: 16.MAR.2020 15:57:38

LTE band 41(HPUE), 20MHz Bandwidth, 64QAM (99% BW)

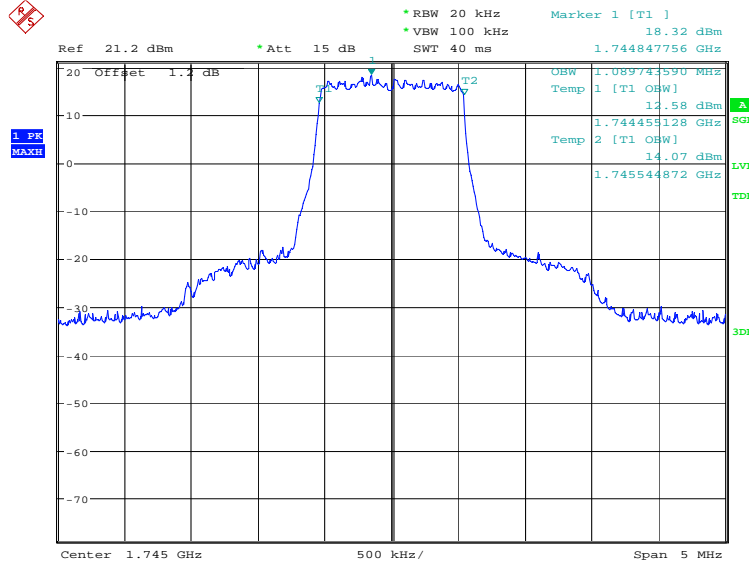


Date: 16.MAR.2020 15:55:42

LTE band 66, 1.4MHz (99%)

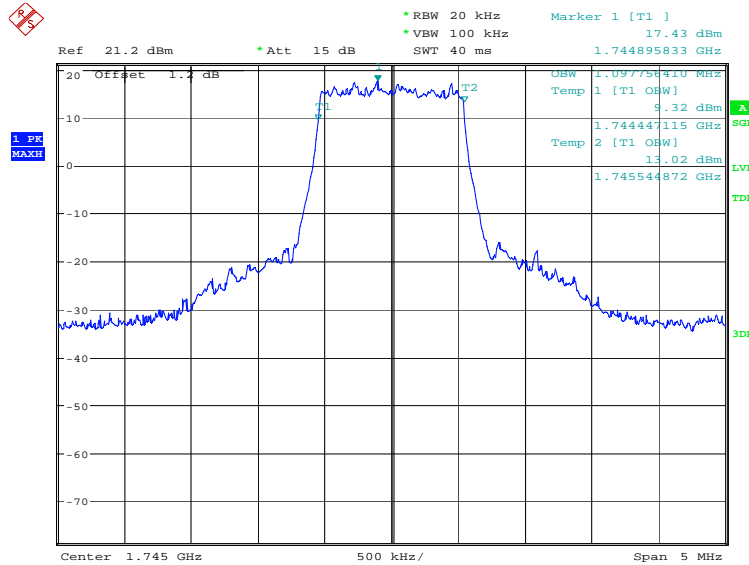
Frequency (MHz)	Occupied Bandwidth (99%) (kHz)		
	QPSK	16QAM	64QAM
1745.0	1089.74	1097.76	1089.74

LTE band 66, 1.4MHz Bandwidth, QPSK (99% BW)



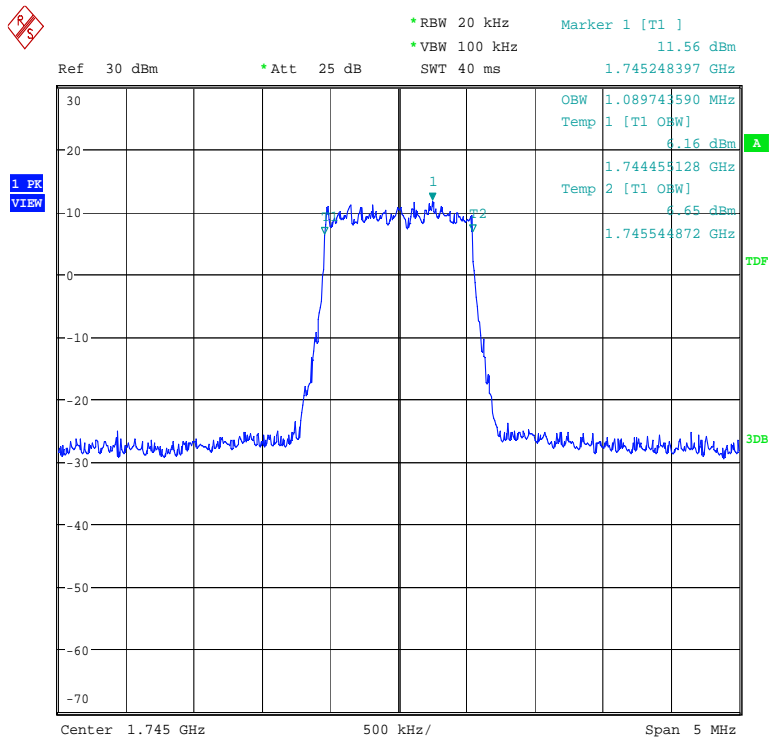
Date: 22.JAN.2020 02:11:23

LTE band 66, 1.4MHz Bandwidth, 16QAM (99% BW)



Date: 22.JAN.2020 02:12:48

LTE band 66, 1.4MHz Bandwidth, 64QAM (99% BW)

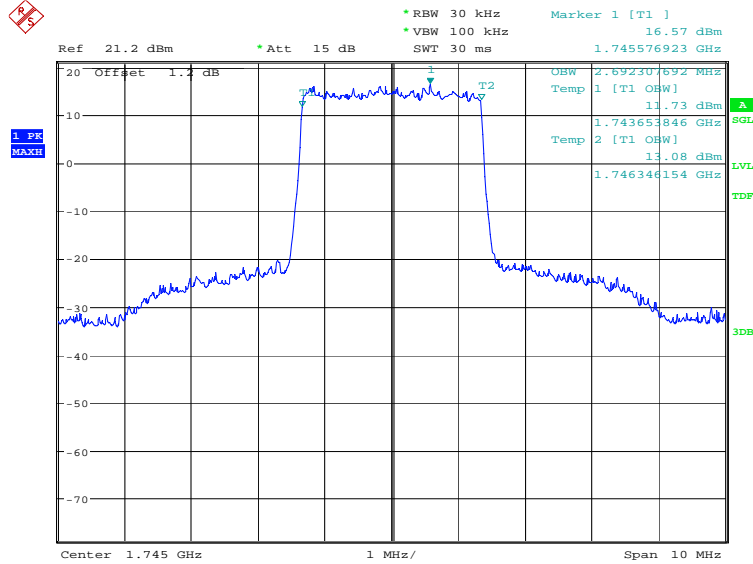


Date: 22.JAN.2020 18:05:34

LTE band 66, 3MHz (99%)

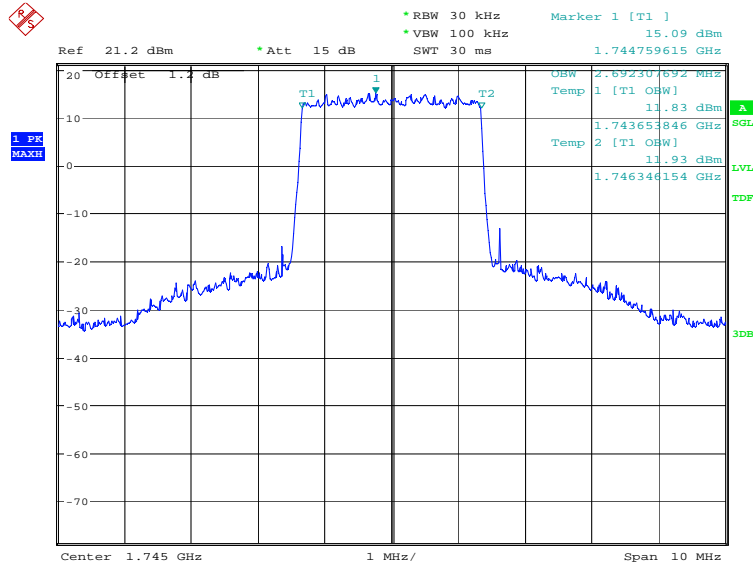
Frequency (MHz)	Occupied Bandwidth (99%) (kHz)		
	QPSK	16QAM	64QAM
1745.0	2692.31	2692.31	2692.31

LTE band 66, 3MHz Bandwidth, QPSK (99% BW)



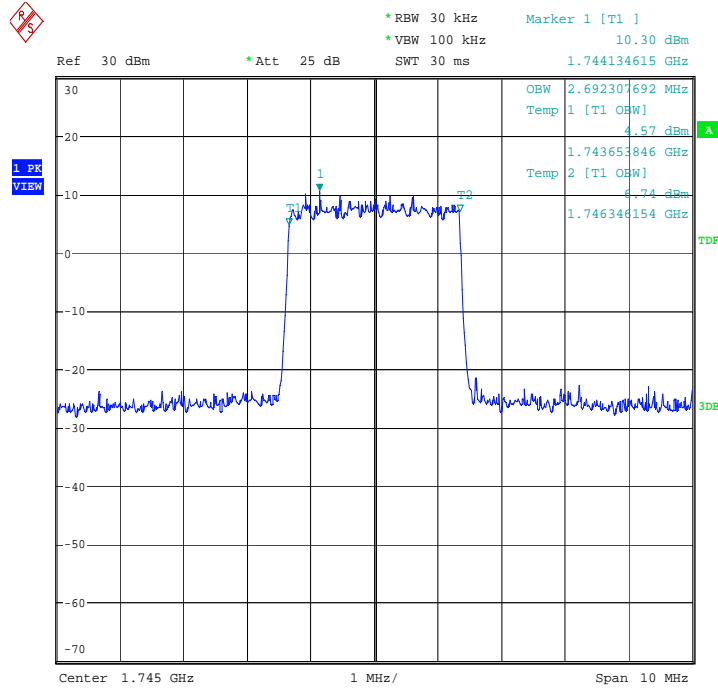
Date: 22.JAN.2020 02:15:03

LTE band 66, 3MHz Bandwidth, 16QAM (99% BW)



Date: 22.JAN.2020 02:16:28

LTE band 66, 3MHz Bandwidth, 64QAM (99% BW)

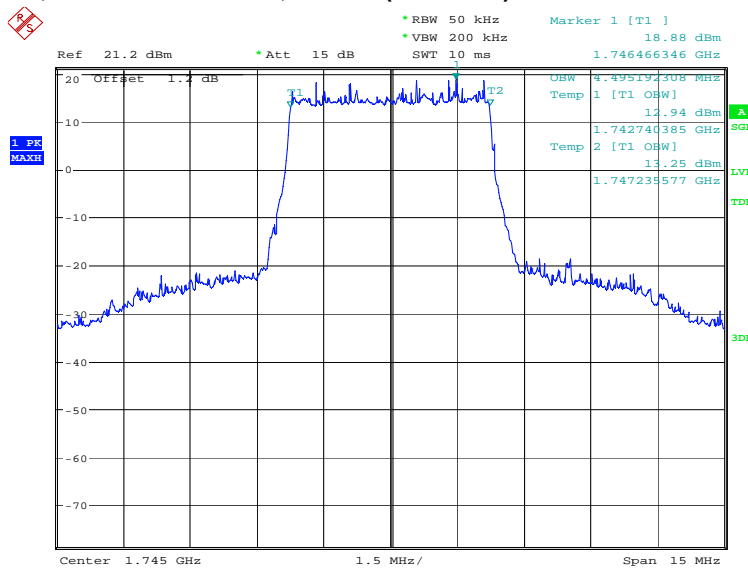


Date: 22.JAN.2020 17:56:50

LTE band 66, 5MHz (99%)

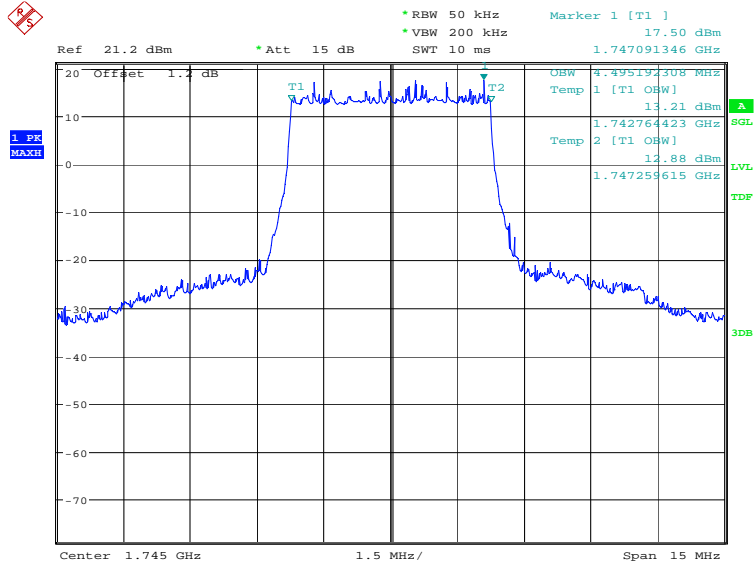
Frequency (MHz)	Occupied Bandwidth (99%) (kHz)		
	QPSK	16QAM	64QAM
1745.0	4495.19	4495.19	4495.19

LTE band 66, 5MHz Bandwidth, QPSK (99% BW)



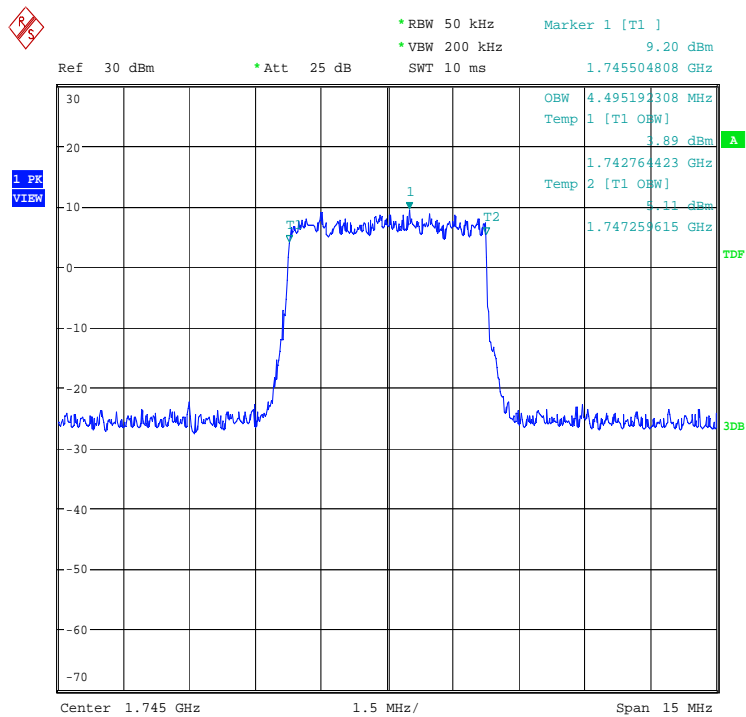
Date: 22.JAN.2020 02:18:42

LTE band 66, 5MHz Bandwidth, 16QAM (99% BW)



Date: 22.JAN.2020 02:20:07

LTE band 66, 5MHz Bandwidth, 64QAM (99% BW)

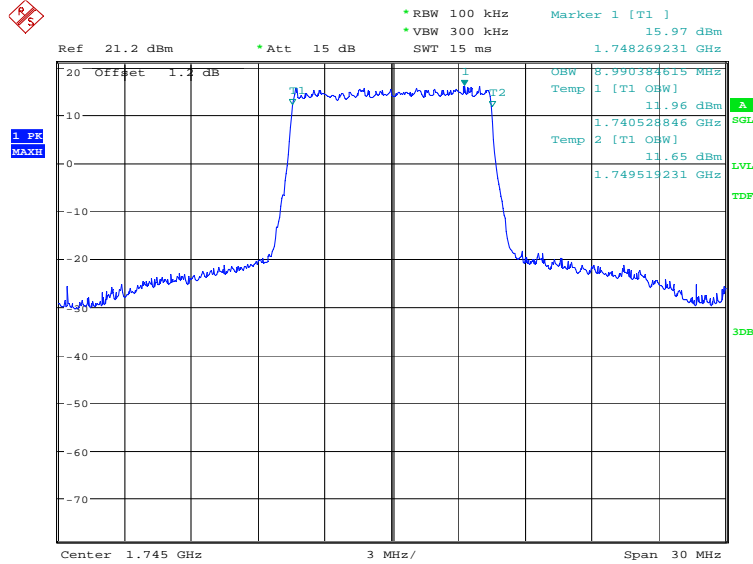


Date: 22.JAN.2020 17:59:47

LTE band 66, 10MHz (99%)

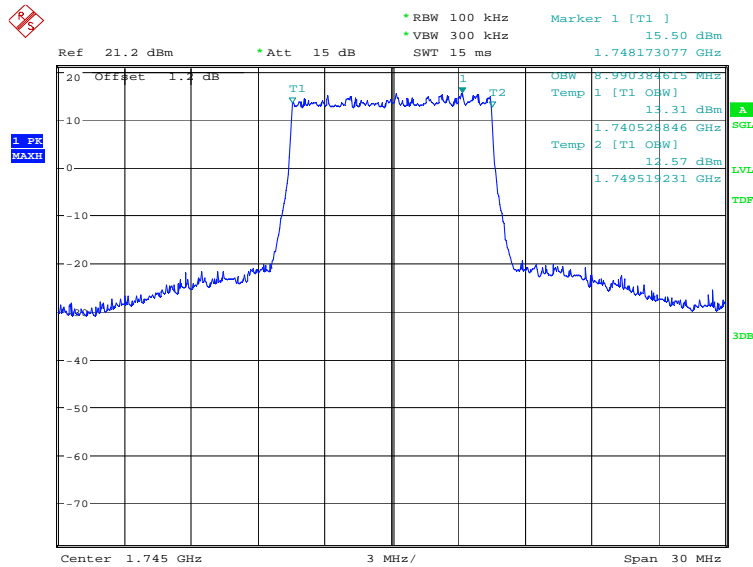
Frequency (MHz)	Occupied Bandwidth (99%) (kHz)		
	QPSK	16QAM	64QAM
1745.0	8990.38	8990.38	9038.46

LTE band 66, 10MHz Bandwidth, QPSK (99% BW)



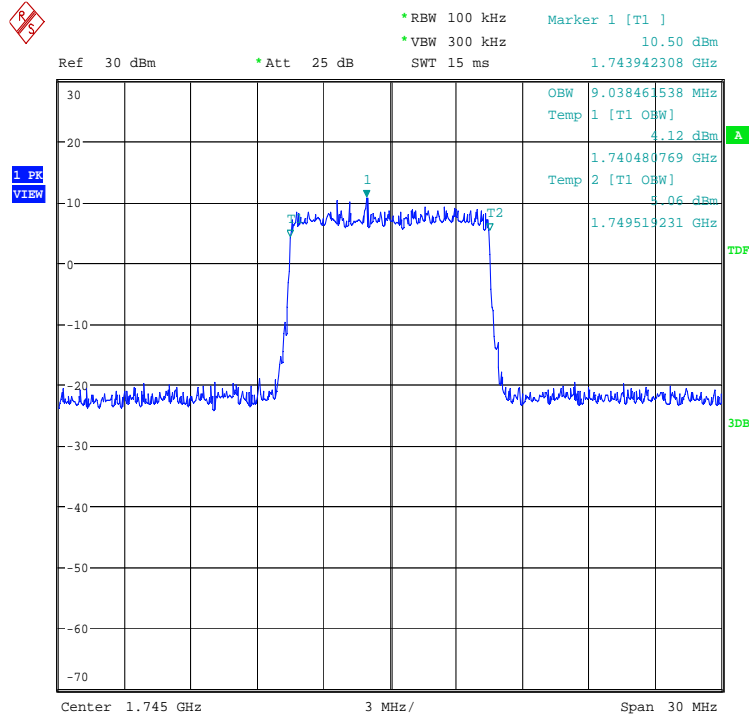
Date: 22.JAN.2020 02:22:21

LTE band 66, 10MHz Bandwidth, 16QAM (99% BW)



Date: 22.JAN.2020 02:23:47

LTE band 66, 10MHz Bandwidth, 64QAM (99% BW)

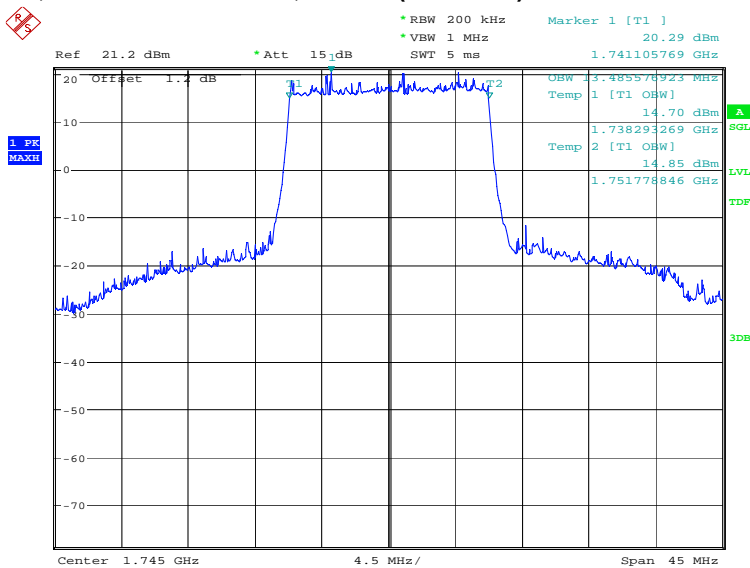


Date: 22.JAN.2020 18:00:42

LTE band 66, 15MHz (99%)

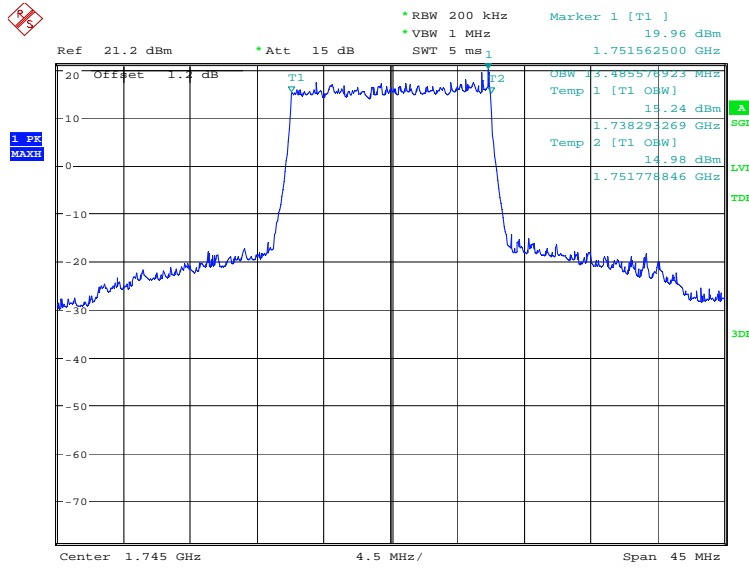
Frequency (MHz)	Occupied Bandwidth (99%) (kHz)		
	QPSK	16QAM	64QAM
1745.0	13485.58	13485.58	13485.6

LTE band 66, 15MHz Bandwidth, QPSK (99% BW)



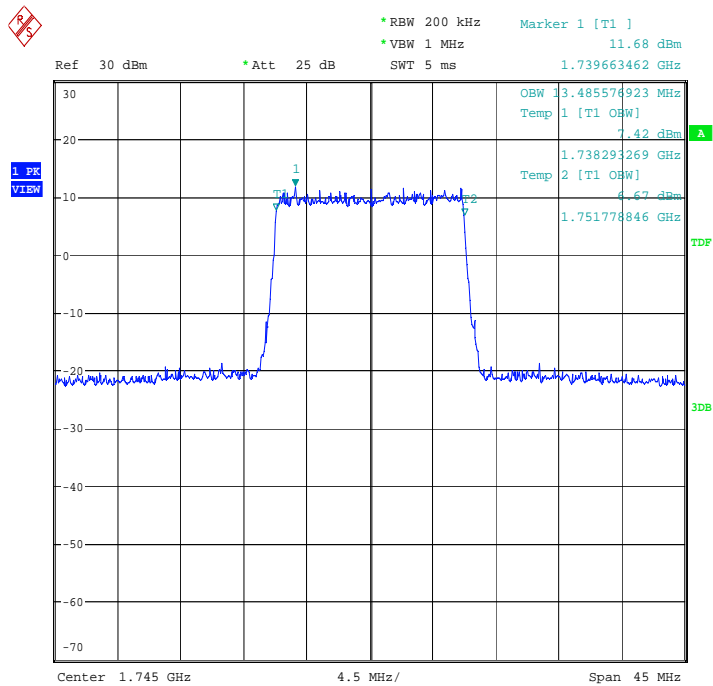
Date: 22.JAN.2020 02:26:01

LTE band 66, 15MHz Bandwidth, 16QAM (99% BW)



Date: 22.JAN.2020 02:27:26

LTE band 66, 15MHz Bandwidth, 64QAM (99% BW)

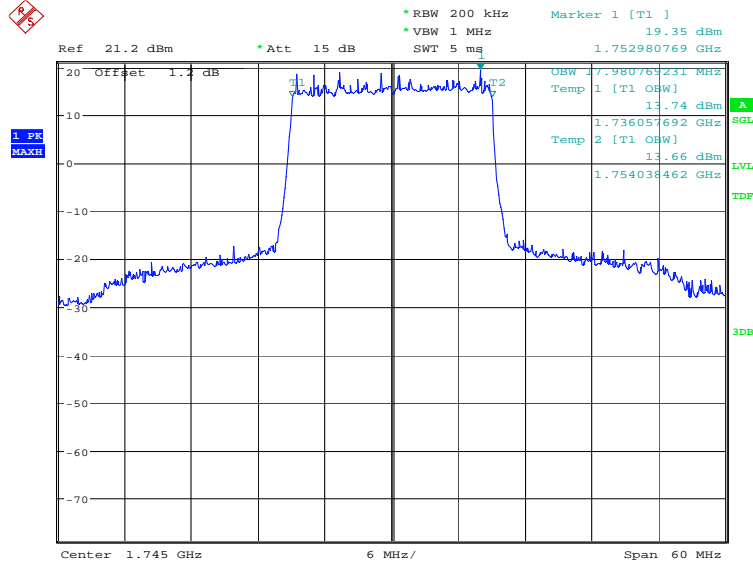


Date: 22.JAN.2020 18:01:37

LTE band 66, 20MHz (99%)

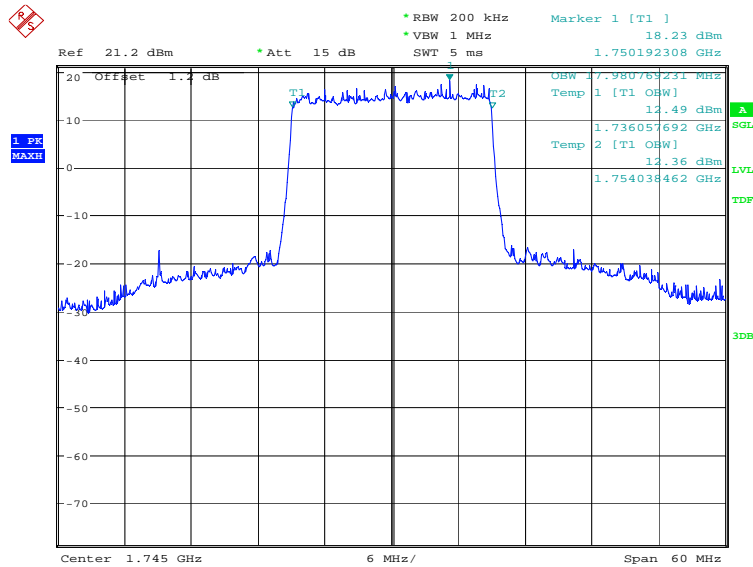
Frequency (MHz)	Occupied Bandwidth (99%) (kHz)		
	QPSK	16QAM	64QAM
1745.0	17980.77	17980.77	17980.8

LTE band 66, 20MHz Bandwidth, QPSK (99% BW)



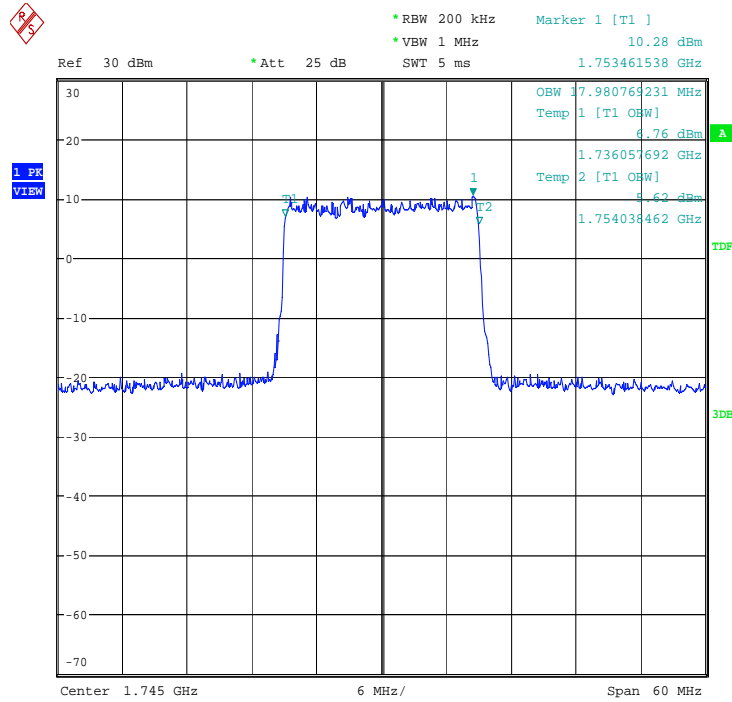
Date: 22.JAN.2020 02:29:40

LTE band 66, 20MHz Bandwidth, 16QAM (99% BW)



Date: 22.JAN.2020 02:31:05

LTE band 66, 20MHz Bandwidth, 64QAM (99% BW)

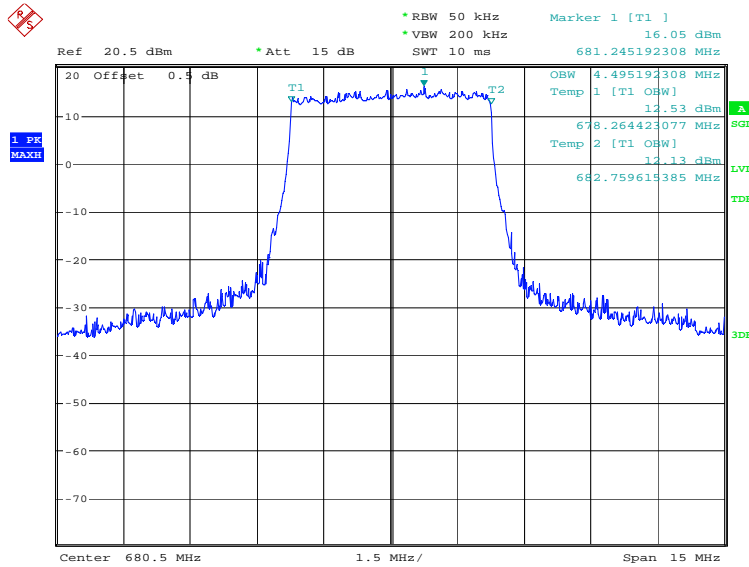


Date: 22.JAN.2020 18:02:32

LTE band 71, 5MHz (99%)

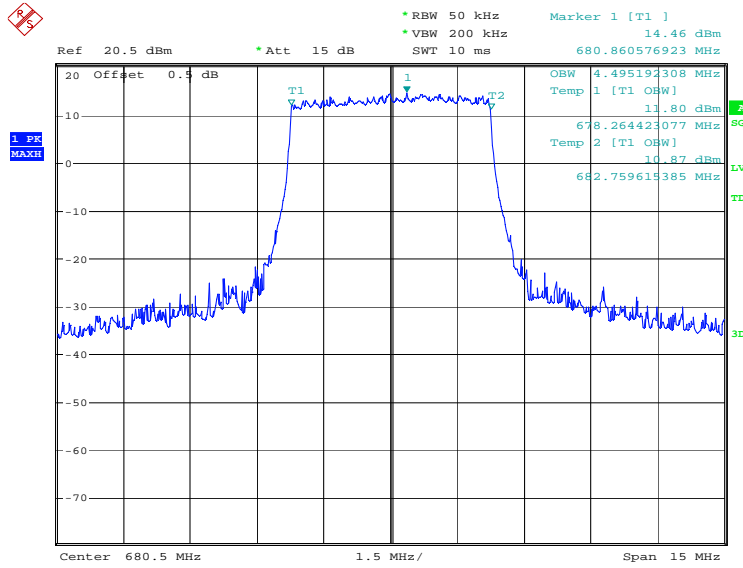
Frequency (MHz)	Occupied Bandwidth (99%) (kHz)		
	QPSK	16QAM	64QAM
680.5	4495.19	4495.19	4495.19

LTE band 71, 5MHz Bandwidth, QPSK (99% BW)



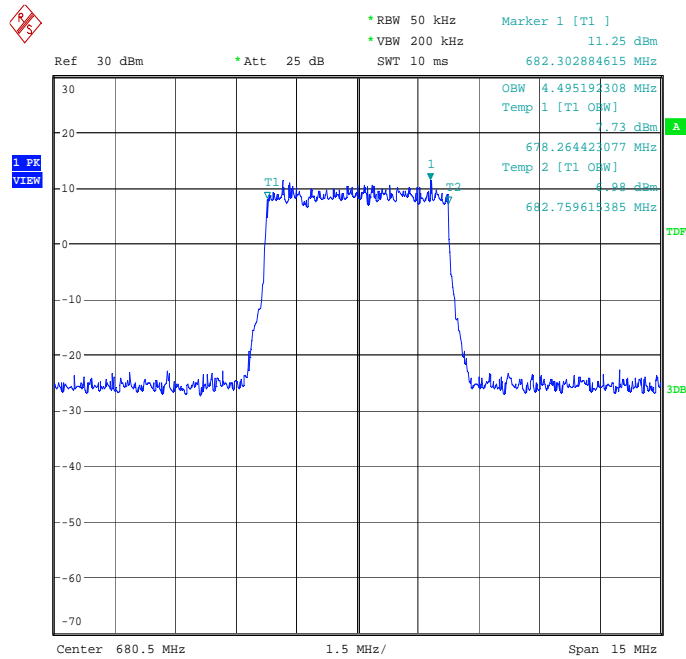
Date: 22.JAN.2020 13:56:34

LTE band 71, 5MHz Bandwidth, 16QAM (99% BW)



Date: 22.JAN.2020 13:57:58

LTE band 71, 5MHz Bandwidth, 64QAM (99% BW)

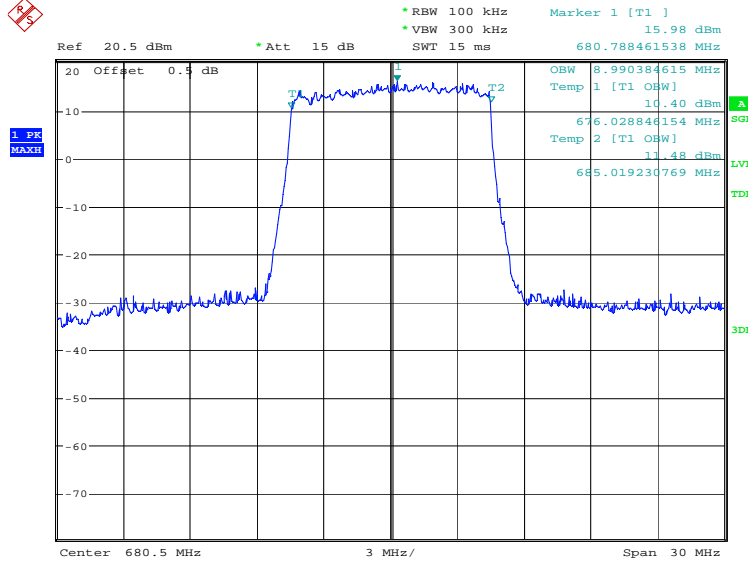


Date: 22.JAN.2020 18:09:55

LTE band 71, 10MHz (99%)

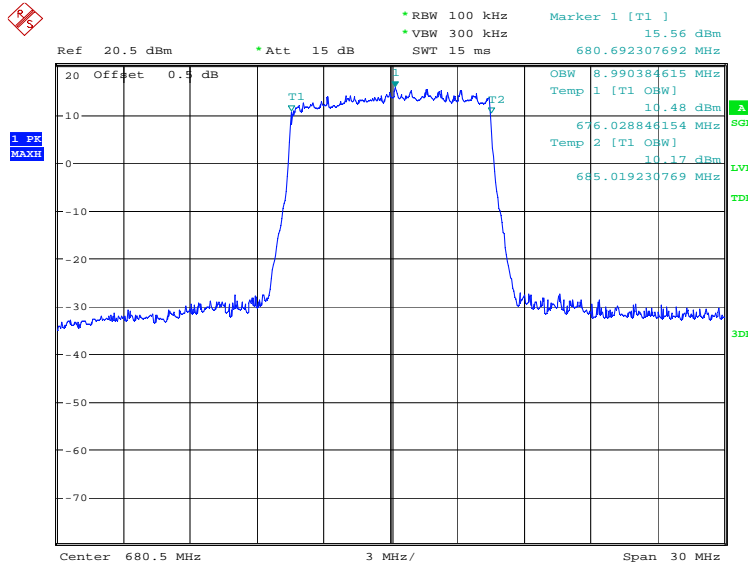
Frequency (MHz)	Occupied Bandwidth (99%) (kHz)		
	QPSK	16QAM	64QAM
680.5	8990.38	8990.38	8990.38

LTE band 71, 10MHz Bandwidth, QPSK (99% BW)



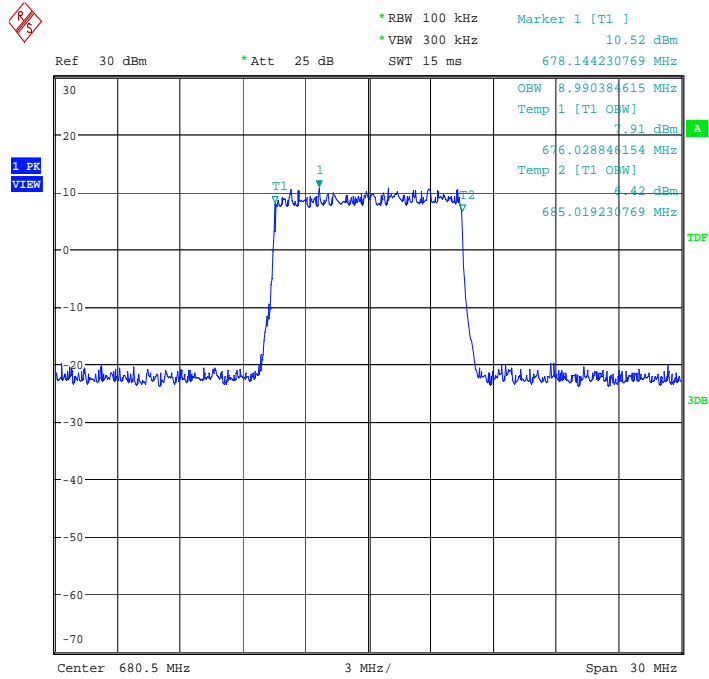
Date: 22.JAN.2020 14:00:11

LTE band 71, 10MHz Bandwidth, 16QAM (99% BW)



Date: 22.JAN.2020 14:01:35

LTE band 71, 10MHz Bandwidth, 64QAM (99% BW)

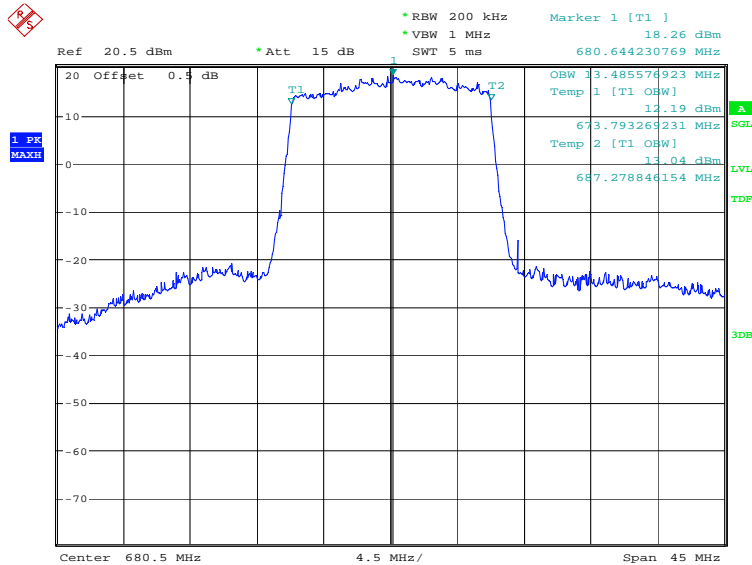


Date: 22.JAN.2020 18:10:53

LTE band 71, 15MHz (99%)

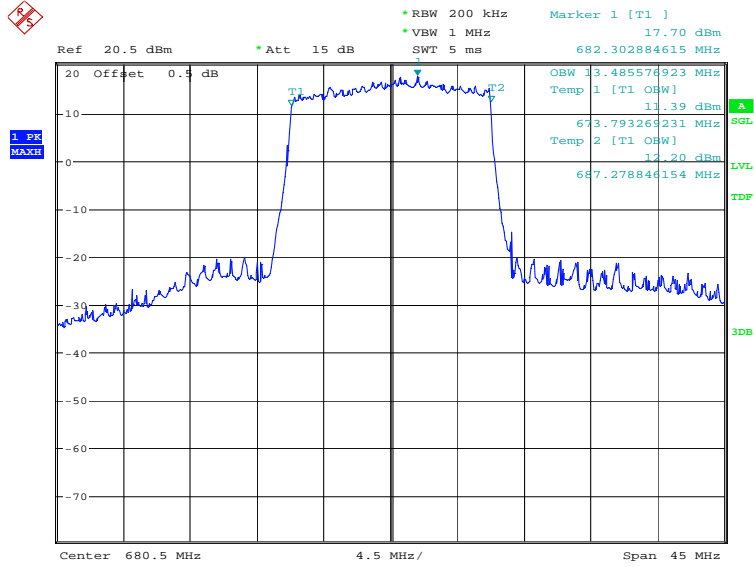
Frequency (MHz)	Occupied Bandwidth (99%) (kHz)		
	QPSK	16QAM	64QAM
680.5	13485.58	13485.58	13485.60

LTE band 71, 15MHz Bandwidth, QPSK (99% BW)



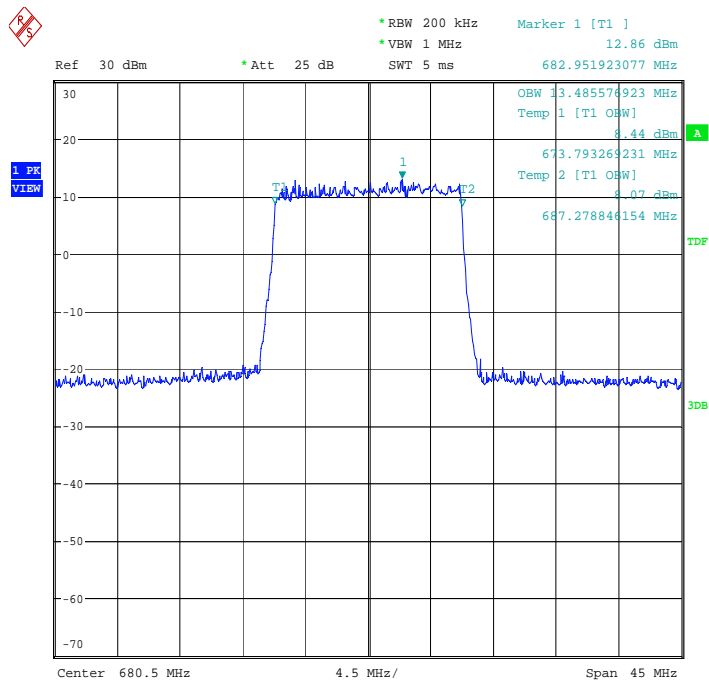
Date: 22.JAN.2020 14:03:48

LTE band 71, 15MHz Bandwidth, 16QAM (99% BW)



Date: 22.JAN.2020 14:05:12

LTE band 71, 15MHz Bandwidth, 64QAM (99% BW)

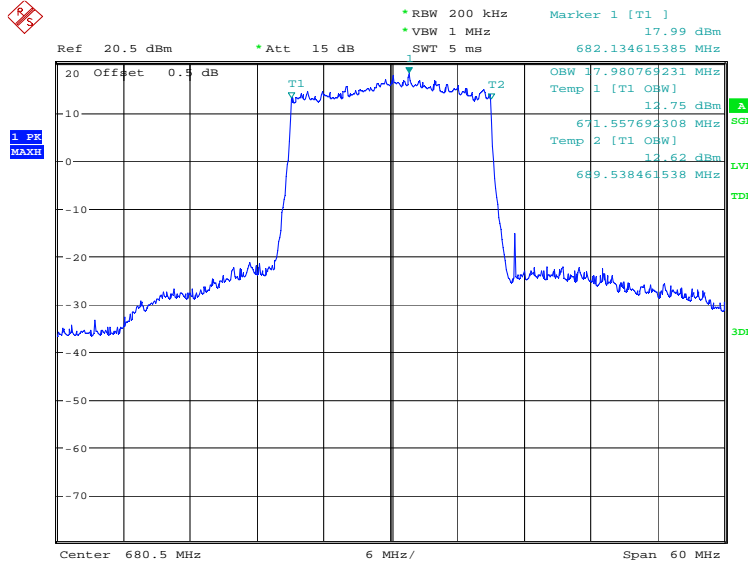


Date: 22.JAN.2020 18:11:54

LTE band 71, 20MHz (99%)

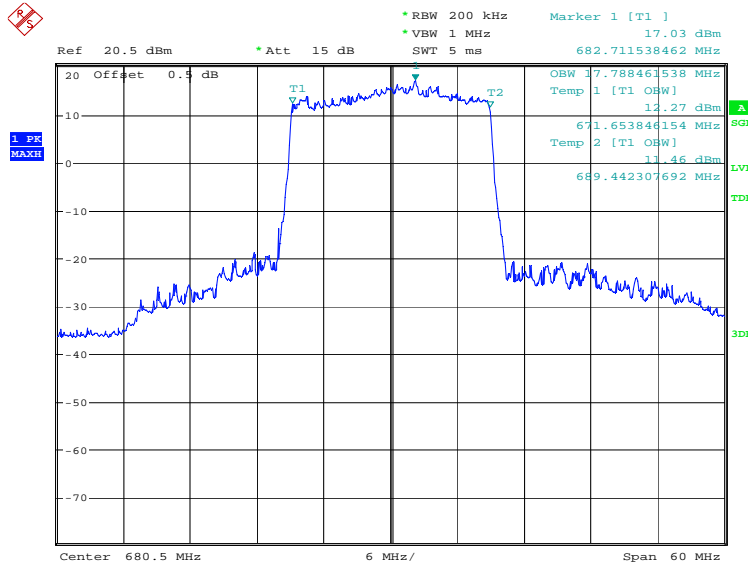
Frequency (MHz)	Occupied Bandwidth (99%) (kHz)		
	QPSK	16QAM	64QAM
680.5	17980.77	17788.46	17884.60

LTE band 71, 20MHz Bandwidth, QPSK (99% BW)



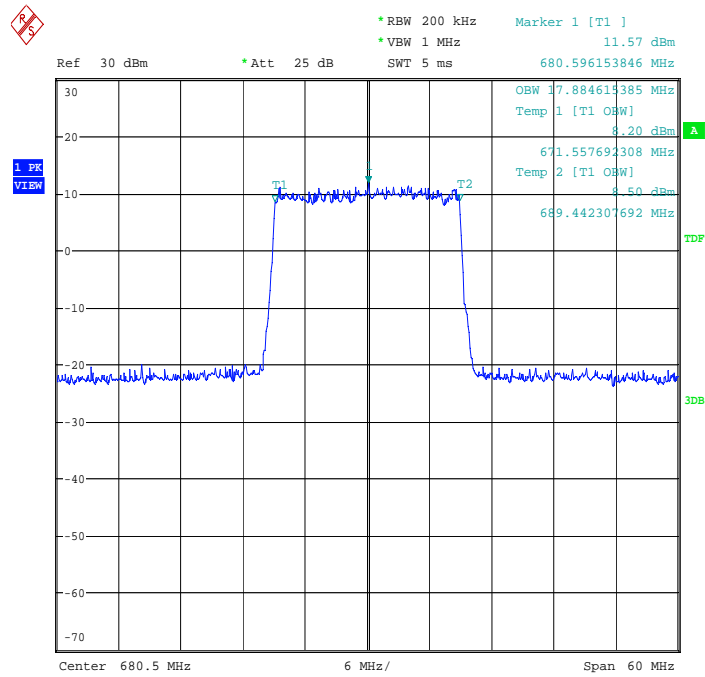
Date: 22.JAN.2020 14:07:26

LTE band 71, 20MHz Bandwidth, 16QAM (99% BW)



Date: 22.JAN.2020 14:08:50

LTE band 71, 20MHz Bandwidth, 64QAM (99% BW)



Date: 22.JAN.2020 18:12:51

A.5 EMISSION BANDWIDTH

A.5.1 Emission Bandwidth Results

The emission bandwidth is defined as the width of the signal between two points, one below the carrier center frequency and one above the carrier center frequency, outside of which all emissions are attenuated at least 26 dB below the transmitter power. Table below lists the measured -26dBc BW. Spectrum analyzer plots are included on the following pages.

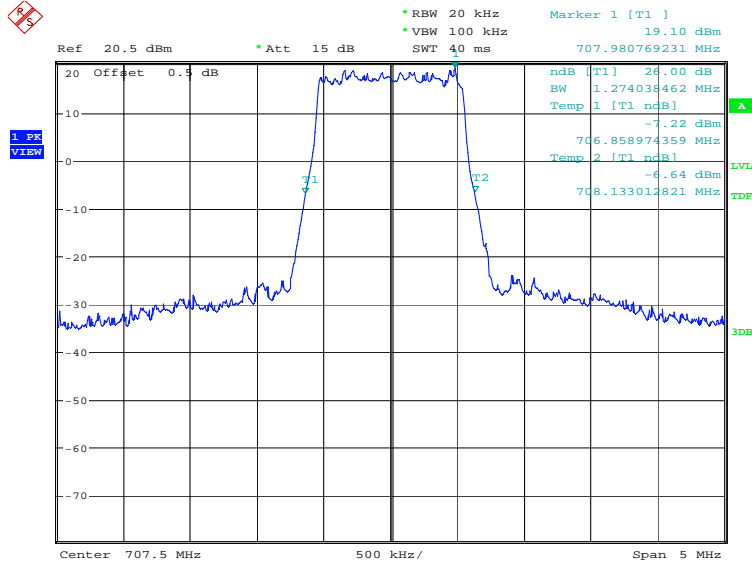
The measurement method is from ANSI C63.26:

- a) The spectrum analyzer center frequency is set to the nominal EUT channel center frequency. The span range for the spectrum analyzer shall be wide enough to see sufficient roll off of the signal to make the measurement.
- b) The nominal RBW shall be in the range of 1% to 5% of the anticipated OBW, and the VBW shall be set $\geq 3 \times$ RBW.
- c) Set the reference level of the instrument as required to prevent the signal amplitude from exceeding the maximum spectrum analyzer input mixer level for linear operation.
- d) The dynamic range of the spectrum analyzer at the selected RBW shall be more than 10 dB below the target “-X dB” requirement, i.e., if the requirement calls for measuring the -26 dB OBW, the spectrum analyzer noise floor at the selected RBW shall be at least 36 dB below the reference level.
- e) Set spectrum analyzer detection mode to peak, and the trace mode to max hold.

LTE band 12, 1.4MHz (-26dBc)

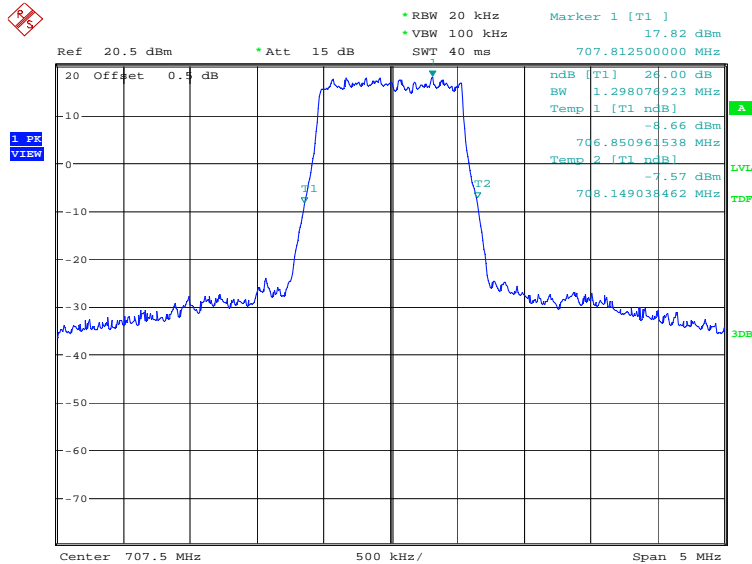
Frequency (MHz)	Occupied Bandwidth (-26dBc) (kHz)		
	QPSK	16QAM	64QAM
707.5	1274.04	1298.08	1298.08

LTE band 12, 1.4MHz Bandwidth, QPSK (-26dBc BW)



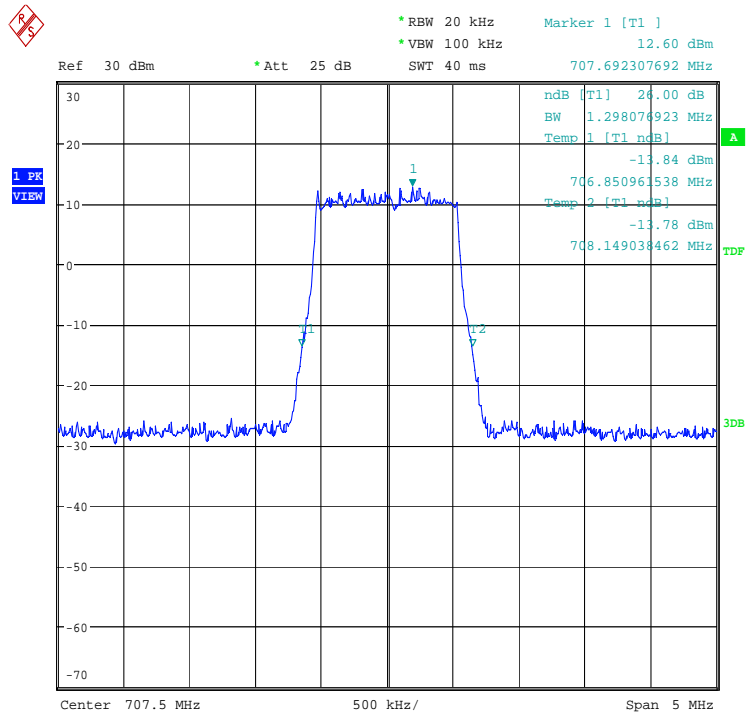
Date: 22.JAN.2020 03:02:28

LTE band 12, 1.4MHz Bandwidth, 16QAM (-26dBc BW)



Date: 22.JAN.2020 03:03:53

LTE band 12, 1.4MHz Bandwidth, 64QAM (-26dBc BW)

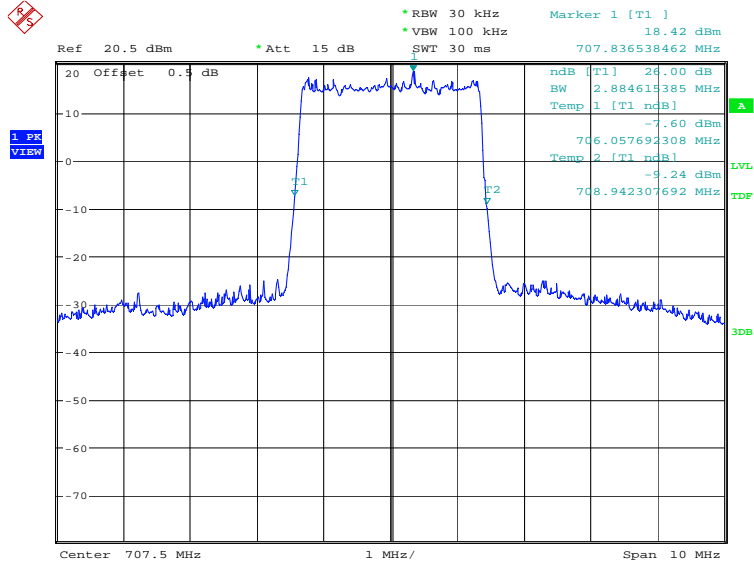


Date: 22.JAN.2020 16:39:33

LTE band 12, 3MHz (-26dBc)

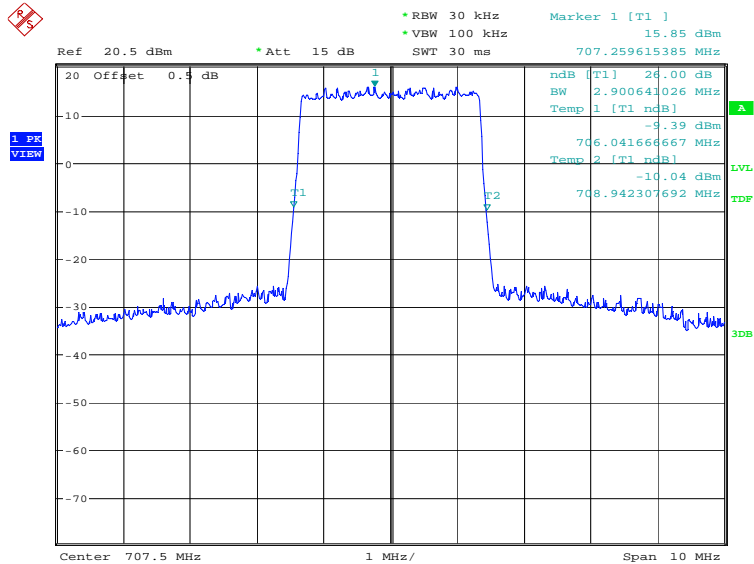
Frequency (MHz)	Occupied Bandwidth (-26dBc) (kHz)		
	QPSK	16QAM	64QAM
707.5	2884.62	2900.64	2868.59

LTE band 12, 3MHz Bandwidth, QPSK (-26dBc BW)



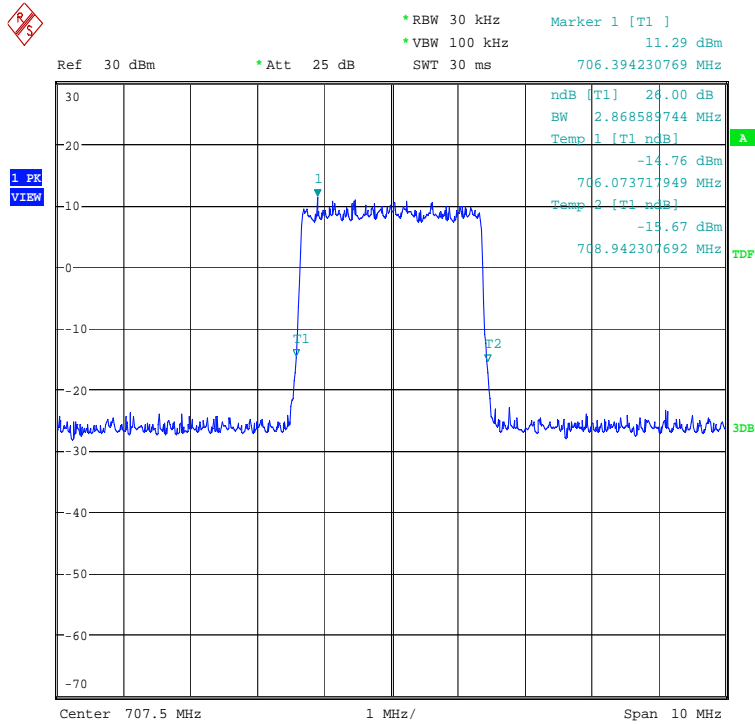
Date: 22.JAN.2020 03:06:08

LTE band 12, 3MHz Bandwidth, 16QAM (-26dBc BW)



Date: 22.JAN.2020 03:07:34

LTE band 12, 3MHz Bandwidth, 64QAM (-26dBc BW)

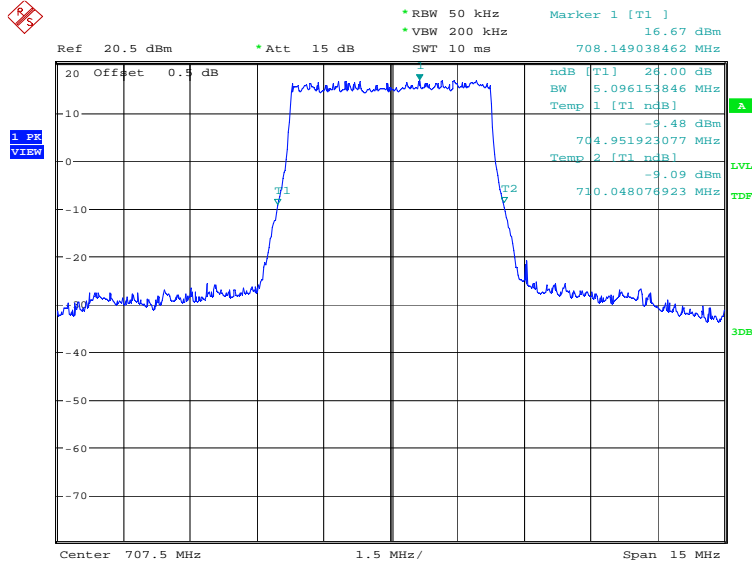


Date: 22.JAN.2020 16:45:21

LTE band 12, 5MHz (-26dBc)

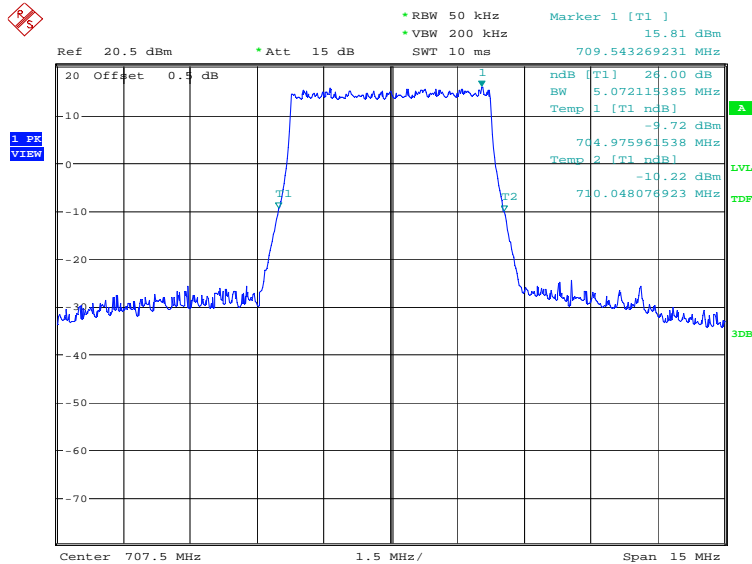
Frequency (MHz)	Occupied Bandwidth (-26dBc) (kHz)		
	QPSK	16QAM	64QAM
707.5	5096.15	5072.12	5048.08

LTE band 12, 5MHz Bandwidth, QPSK (-26dBc BW)



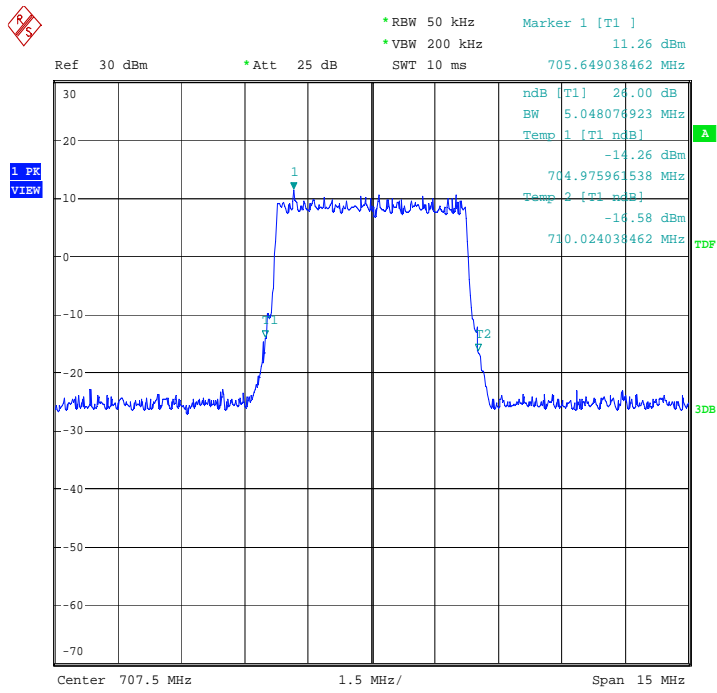
Date: 22.JAN.2020 03:09:49

LTE band 12, 5MHz Bandwidth, 16QAM (-26dBc BW)



Date: 22.JAN.2020 03:11:14

LTE band 12, 5MHz Bandwidth, 64QAM (-26dBc BW)

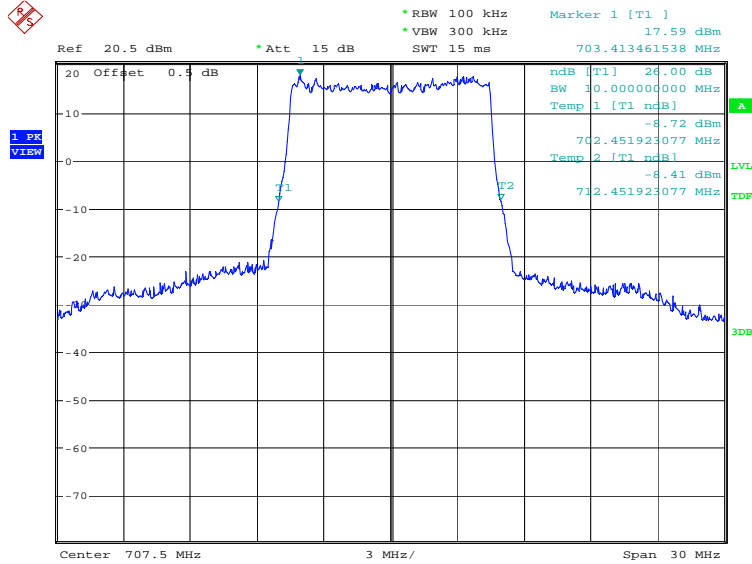


Date: 22.JAN.2020 16:46:35

LTE band 12, 10MHz (-26dBc)

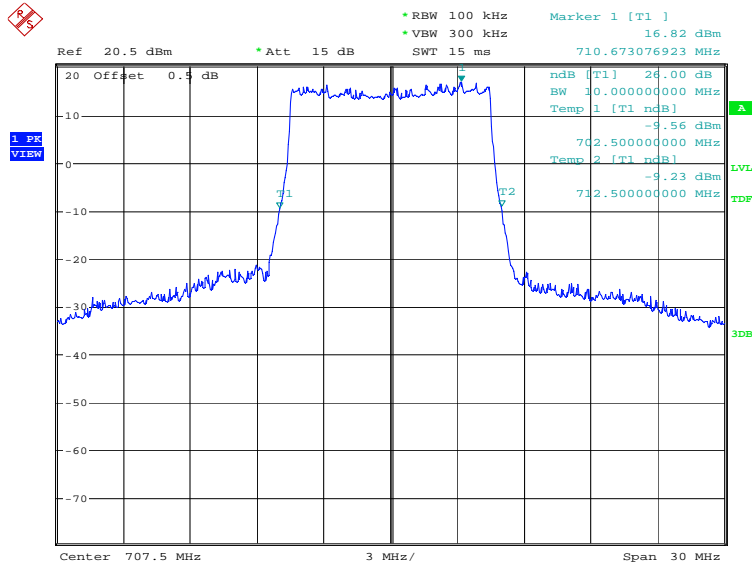
Frequency (MHz)	Occupied Bandwidth (-26dBc) (kHz)		
	QPSK	16QAM	64QAM
707.5	10000.00	10000.00	9951.92

LTE band 12, 10MHz Bandwidth, QPSK (-26dBc BW)



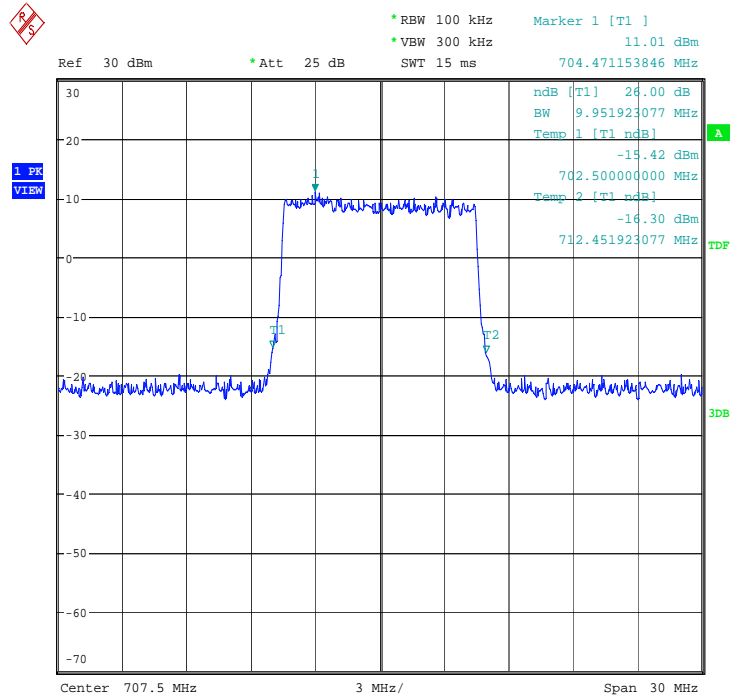
Date: 22.JAN.2020 03:13:29

LTE band 12, 10MHz Bandwidth, 16QAM (-26dBc BW)



Date: 22.JAN.2020 03:14:55

LTE band 12, 10MHz Bandwidth, 64QAM (-26dBc BW)

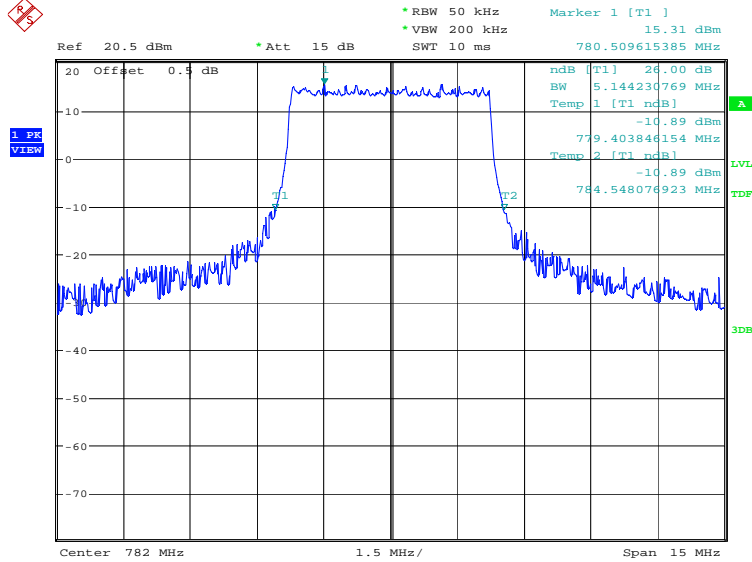


Date: 22.JAN.2020 16:48:00

LTE band 13, 5MHz (-26dBc)

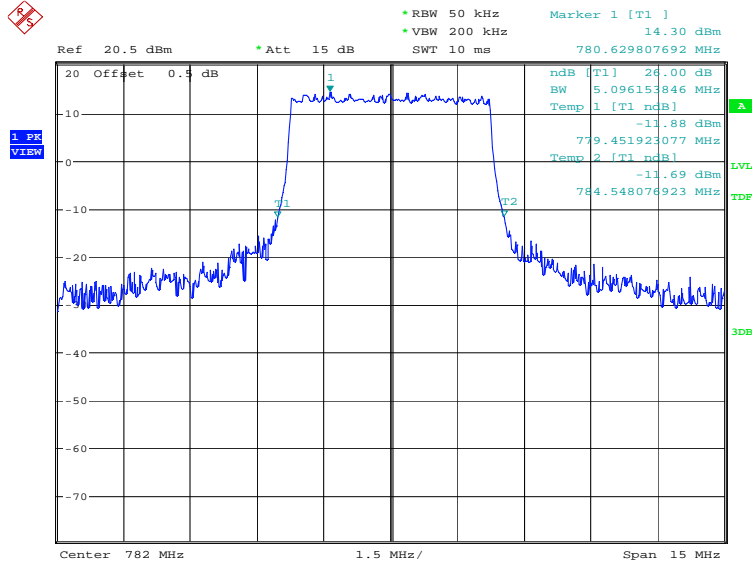
Frequency (MHz)	Occupied Bandwidth (-26dBc) (kHz)		
	QPSK	16QAM	64QAM
782.0	5144.23	5096.15	5024.04

LTE band 13, 5MHz Bandwidth, QPSK (-26dBc BW)



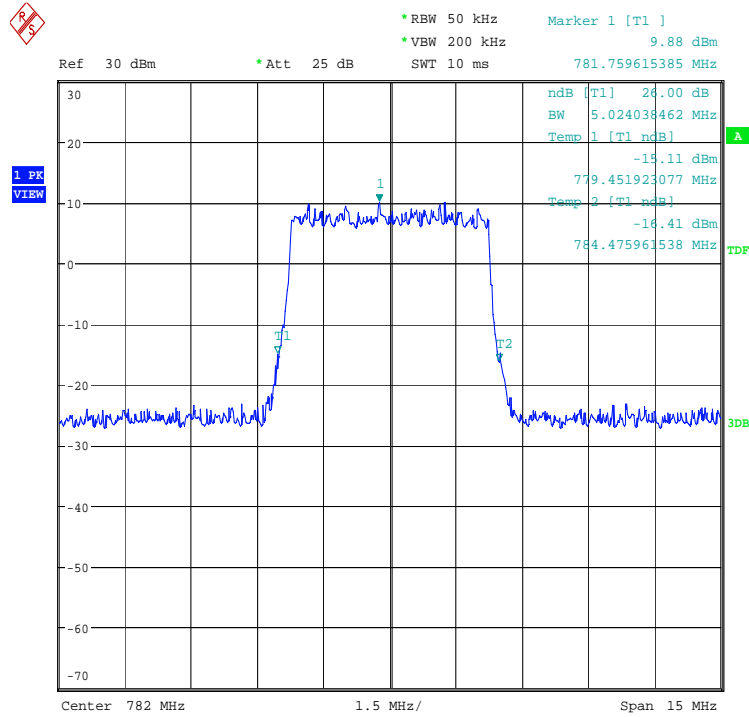
Date: 22.JAN.2020 03:17:11

LTE band 13, 5MHz Bandwidth, 16QAM (-26dBc BW)



Date: 22.JAN.2020 03:18:36

LTE band 13, 5MHz Bandwidth, 64QAM (-26dBc BW)

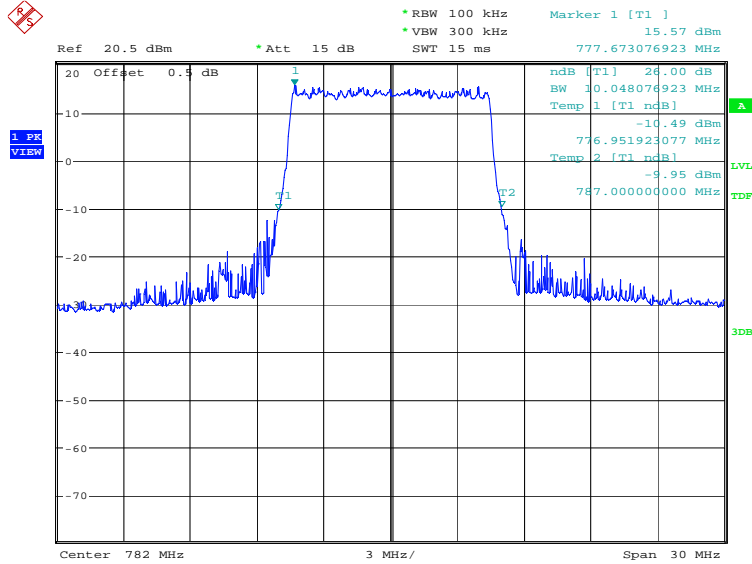


Date: 22.JAN.2020 16:49:24

LTE band 13, 10MHz (-26dBc)

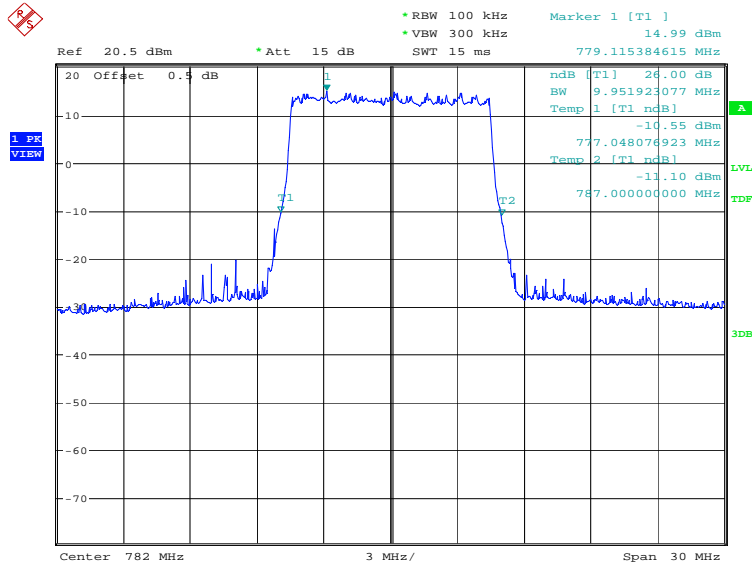
Frequency (MHz)	Occupied Bandwidth (-26dBc) (kHz)		
	QPSK	16QAM	64QAM
782.0	10048.08	9951.92	9855.77

LTE band 13, 10MHz Bandwidth, QPSK (-26dBc BW)



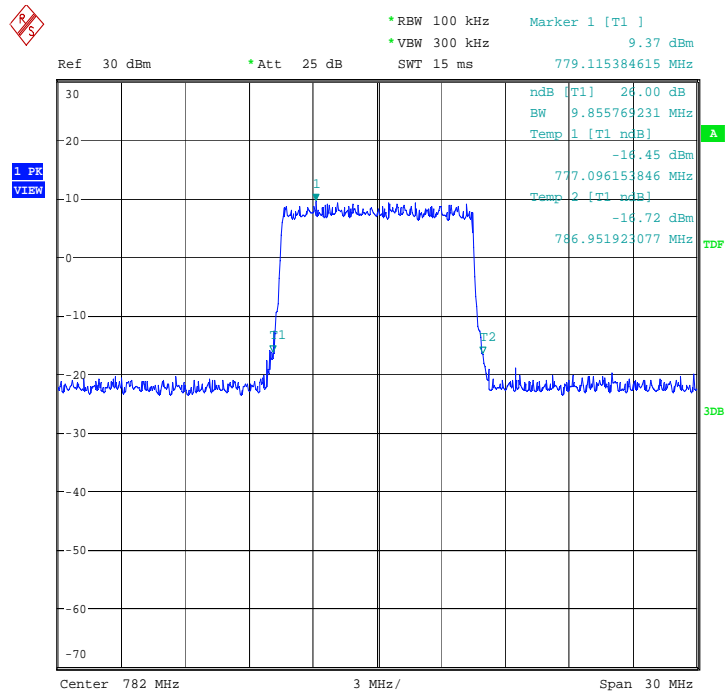
Date: 22.JAN.2020 03:20:51

LTE band 13, 10MHz Bandwidth, 16QAM (-26dBc BW)



Date: 22.JAN.2020 03:22:17

LTE band 13, 10MHz Bandwidth, 64QAM (-26dBc BW)

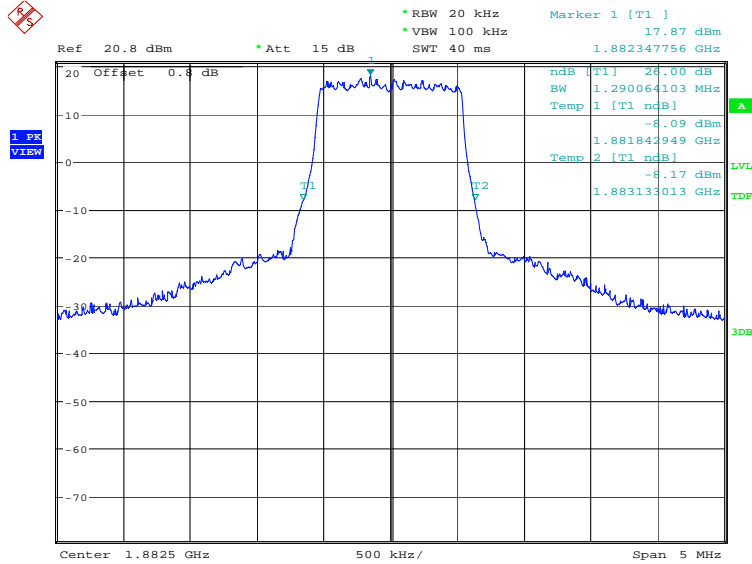


Date: 22.JAN.2020 16:50:22

LTE band 25, 1.4MHz (-26dBc)

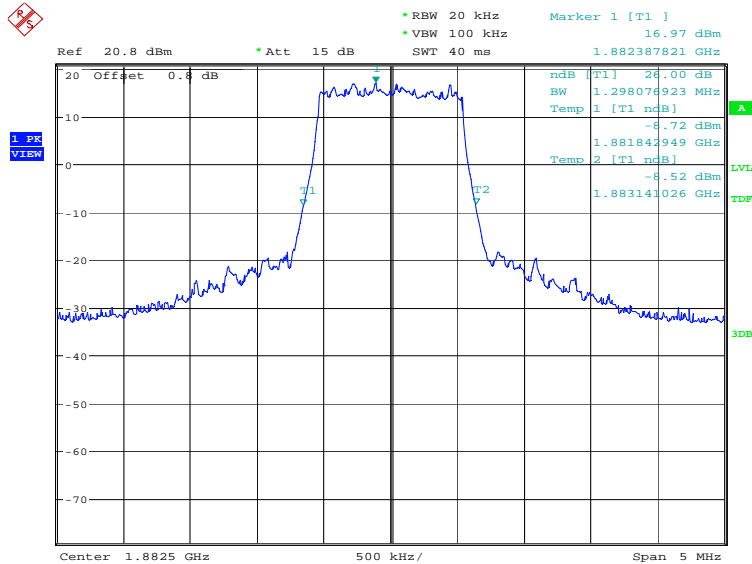
Frequency (MHz)	Occupied Bandwidth (-26dBc) (kHz)		
	QPSK	16QAM	64QAM
1882.5	1290.06	1298.08	1282.051

LTE band 25, 1.4MHz Bandwidth, QPSK (-26dBc BW)



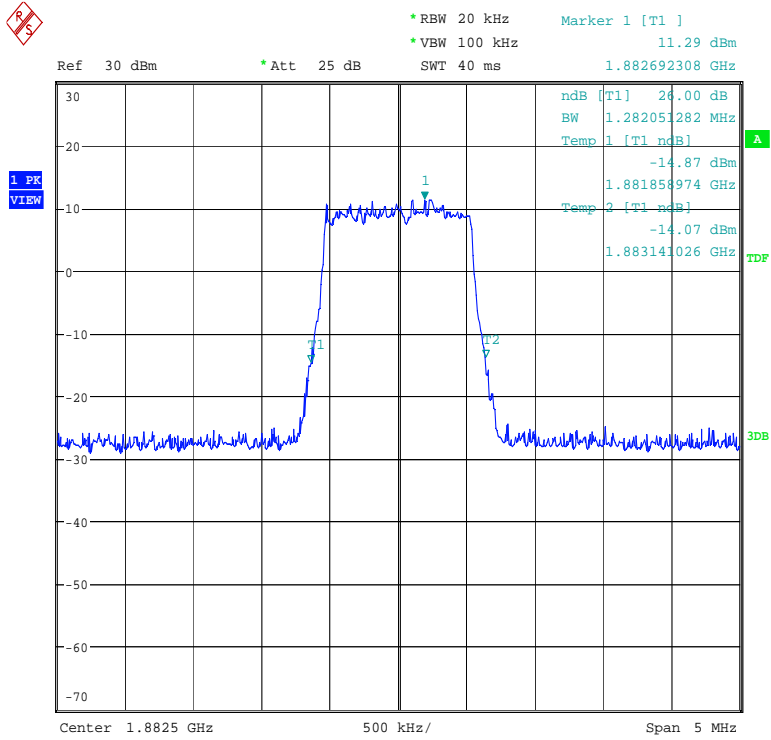
Date: 22.JAN.2020 03:24:33

LTE band 25, 1.4MHz Bandwidth, 16QAM (-26dBc BW)



Date: 22.JAN.2020 03:25:58

LTE band 25, 1.4MHz Bandwidth, 64QAM (-26dBc BW)

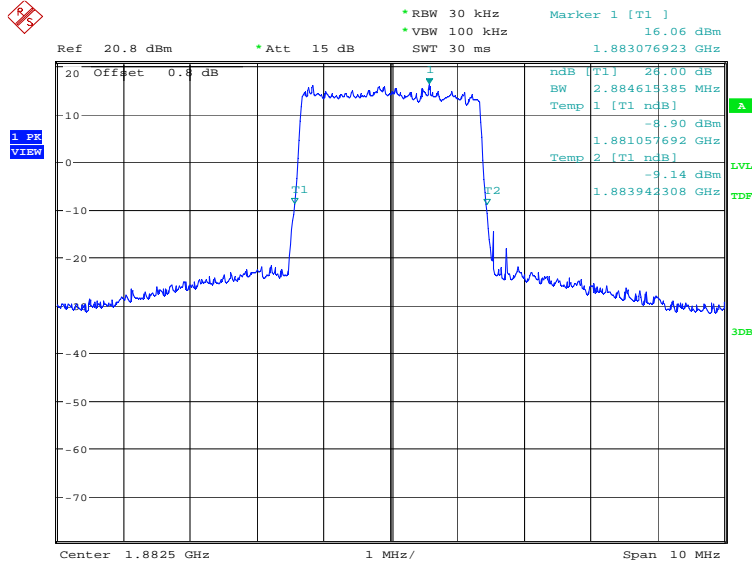


Date: 22.JAN.2020 16:51:46

LTE band 25, 3MHz (-26dBc)

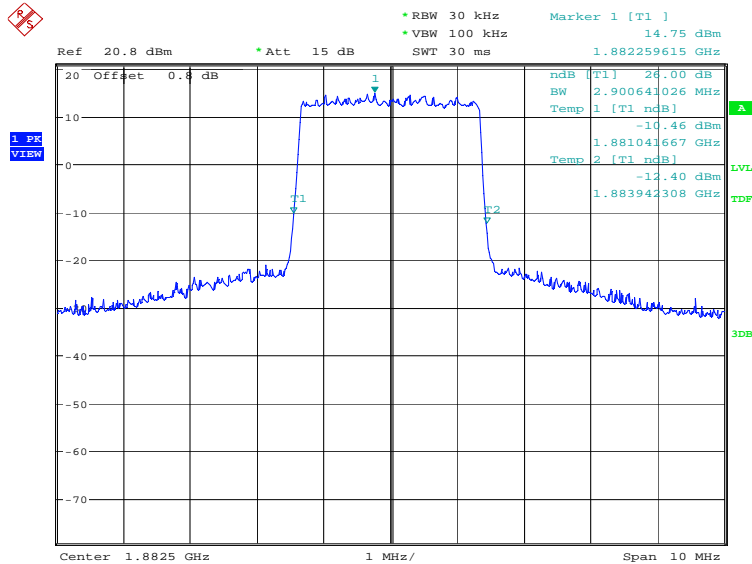
Frequency (MHz)	Occupied Bandwidth (-26dBc) (kHz)		
	QPSK	16QAM	64QAM
1882.5	2884.62	2900.64	2868.59

LTE band 25, 3MHz Bandwidth, QPSK (-26dBc BW)



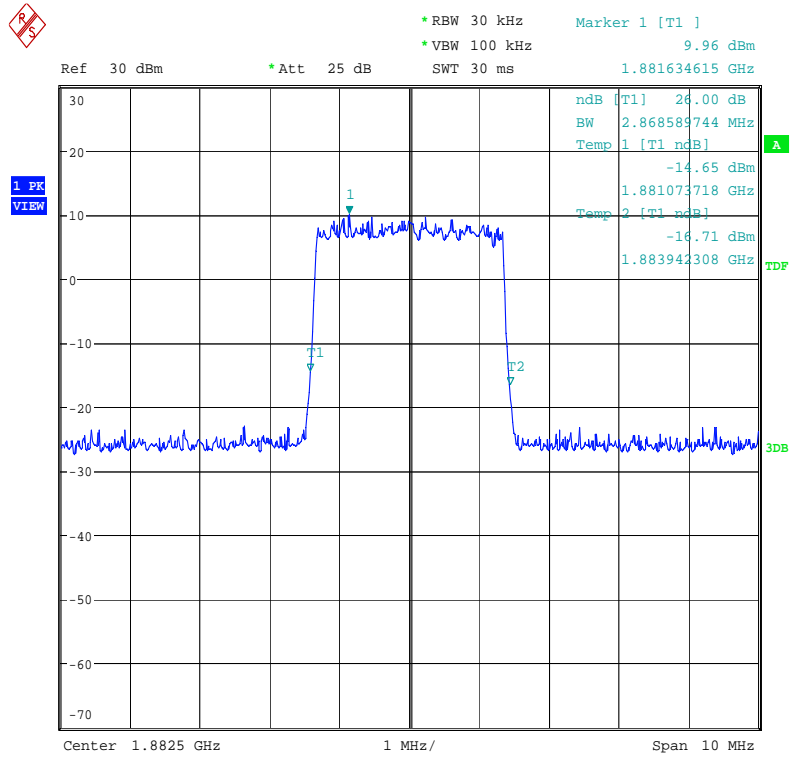
Date: 22.JAN.2020 03:28:13

LTE band 25, 3MHz Bandwidth, 16QAM (-26dBc BW)



Date: 22.JAN.2020 03:29:39

LTE band 25, 3MHz Bandwidth, 64QAM (-26dBc BW)

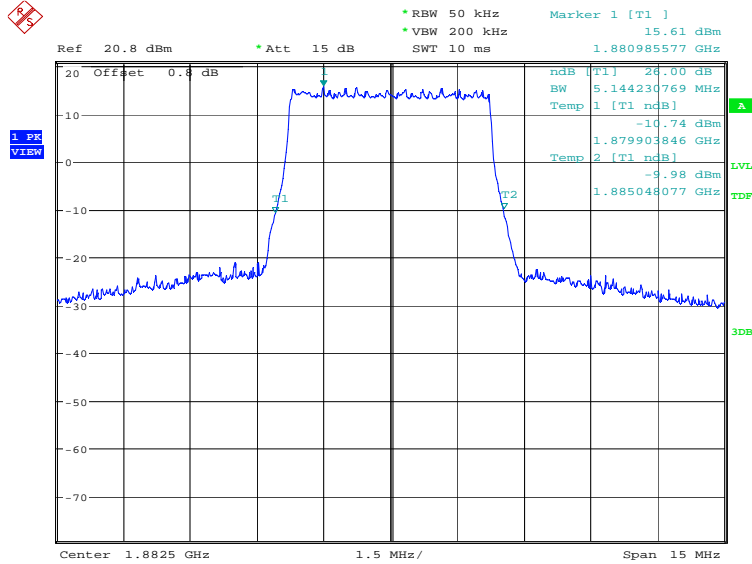


Date: 22.JAN.2020 16:52:55

LTE band 25, 5MHz (-26dBc)

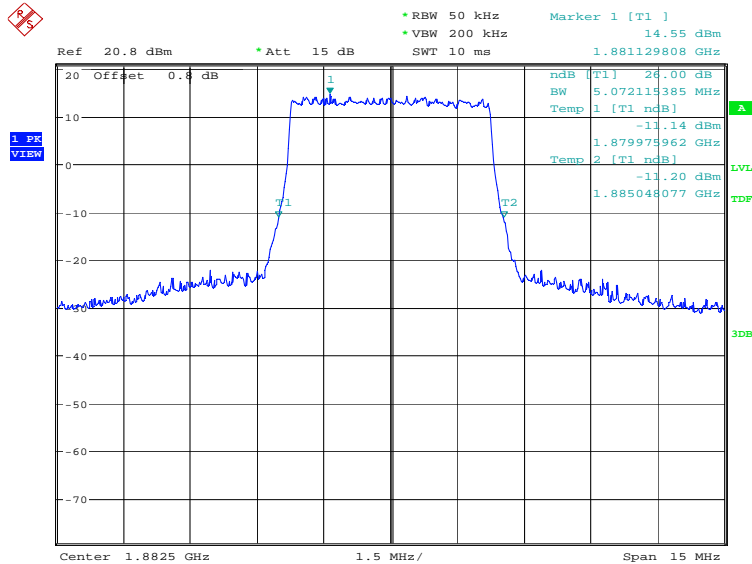
Frequency (MHz)	Occupied Bandwidth (-26dBc) (kHz)		
	QPSK	16QAM	64QAM
1882.5	5144.23	5072.12	5072.12

LTE band 25, 5MHz Bandwidth, QPSK (-26dBc BW)



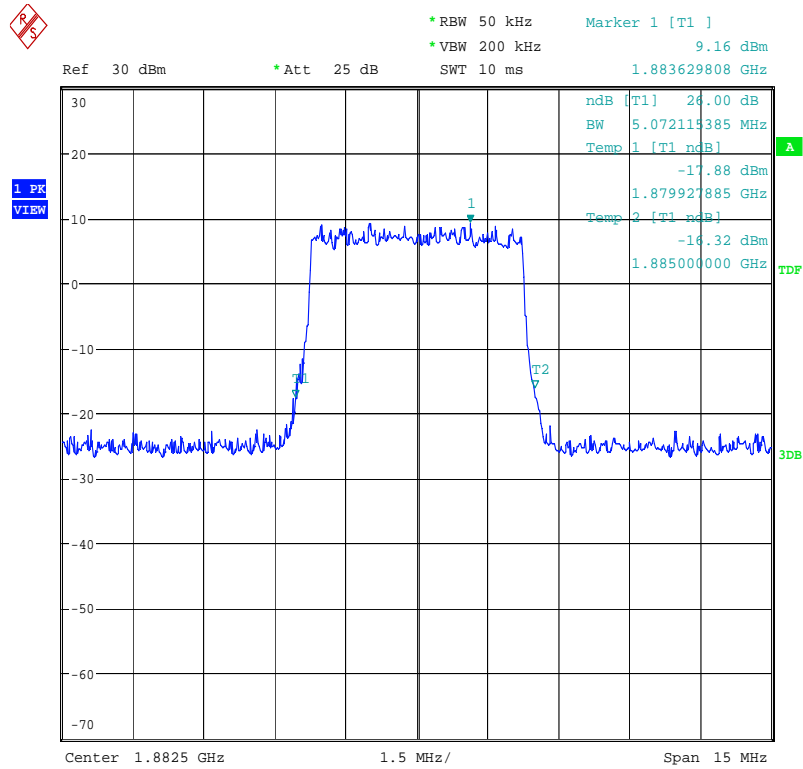
Date: 22.JAN.2020 03:31:54

LTE band 25, 5MHz Bandwidth, 16QAM (-26dBc BW)



Date: 22.JAN.2020 03:33:19

LTE band 25, 5MHz Bandwidth,64QAM (-26dBc BW)

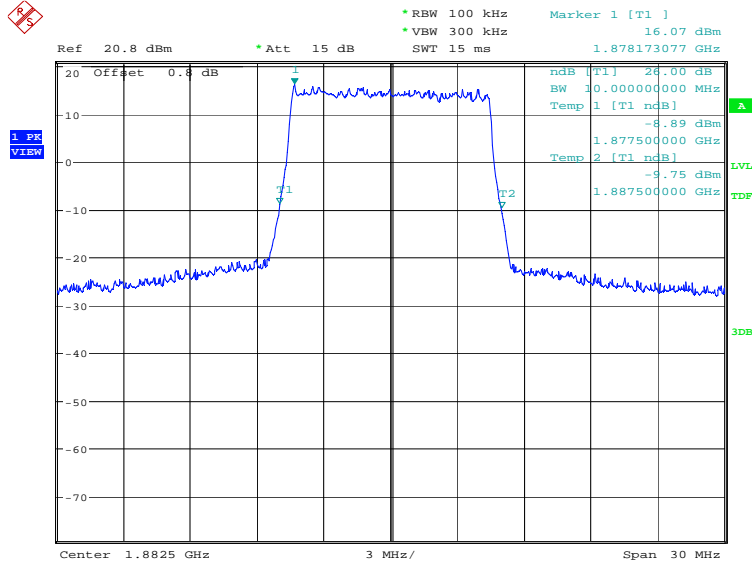


Date: 22.JAN.2020 16:54:55

LTE band 25, 10MHz (-26dBc)

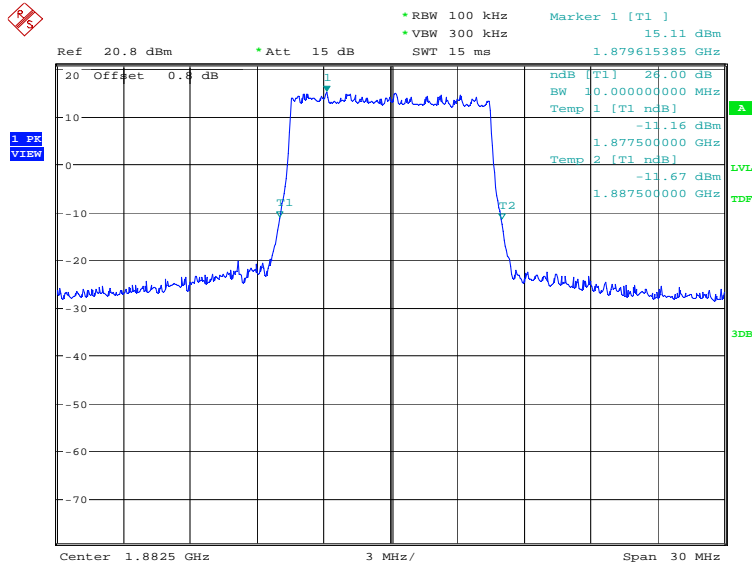
Frequency (MHz)	Occupied Bandwidth (-26dBc) (kHz)		
	QPSK	16QAM	64QAM
1882.5	10000.00	10000.00	9807.69

LTE band 25, 10MHz Bandwidth, QPSK (-26dBc BW)



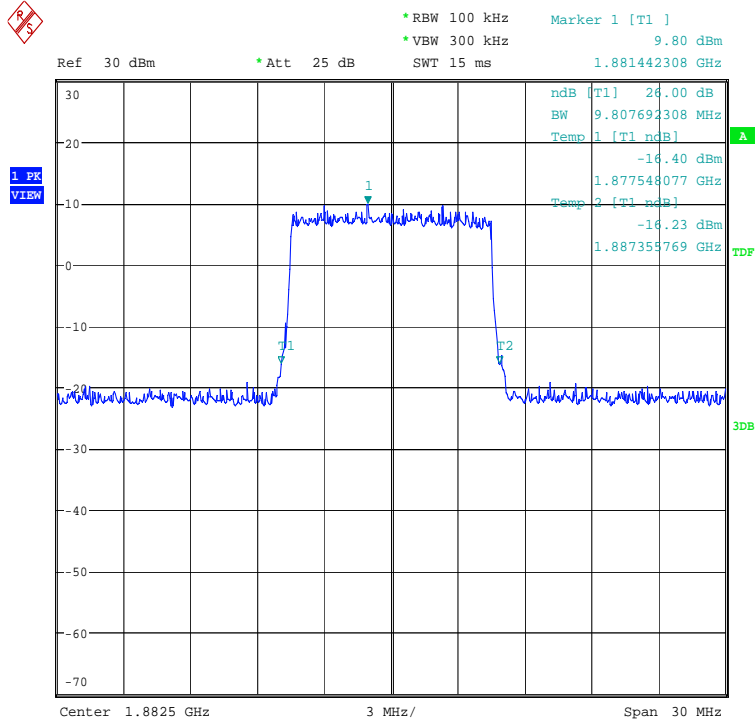
Date: 22.JAN.2020 03:35:34

LTE band 25, 10MHz Bandwidth, 16QAM (-26dBc BW)



Date: 22.JAN.2020 03:37:00

LTE band 25, 10MHz Bandwidth, 64QAM (-26dBc BW)

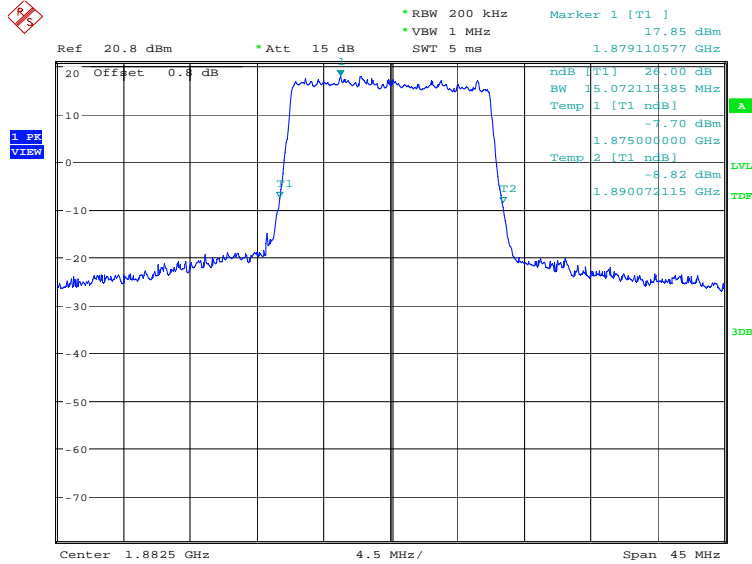


Date: 22.JAN.2020 16:56:15

LTE band 25, 15MHz (-26dBc)

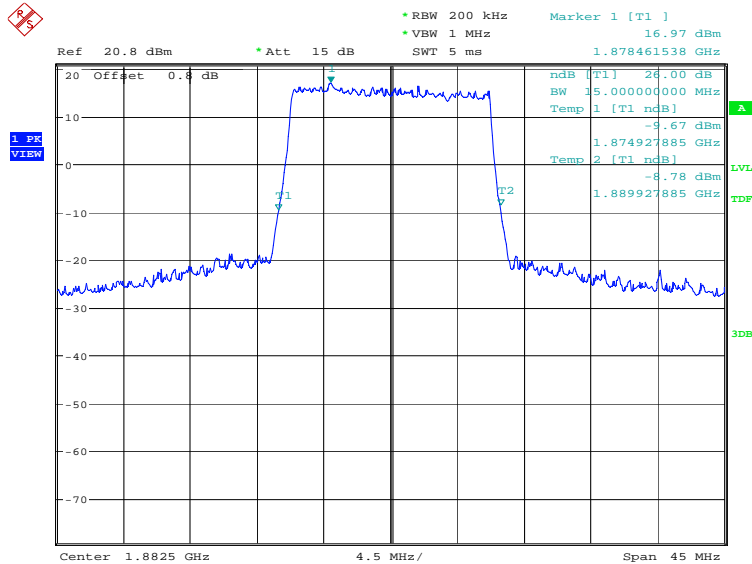
Frequency (MHz)	Occupied Bandwidth (-26dBc) (kHz)		
	QPSK	16QAM	64QAM
1882.5	15072.12	15000.00	14927.9

LTE band 25, 15MHz Bandwidth, QPSK (-26dBc BW)



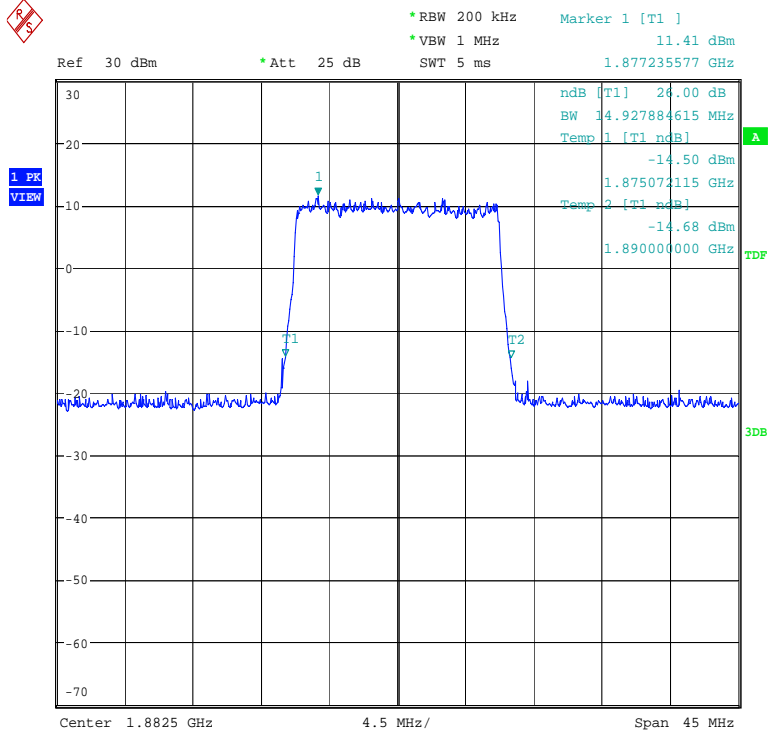
Date: 22.JAN.2020 03:39:15

LTE band 25, 15MHz Bandwidth, 16QAM (-26dBc BW)



Date: 22.JAN.2020 03:40:41

LTE band 25, 15MHz Bandwidth, 64QAM (-26dBc BW)

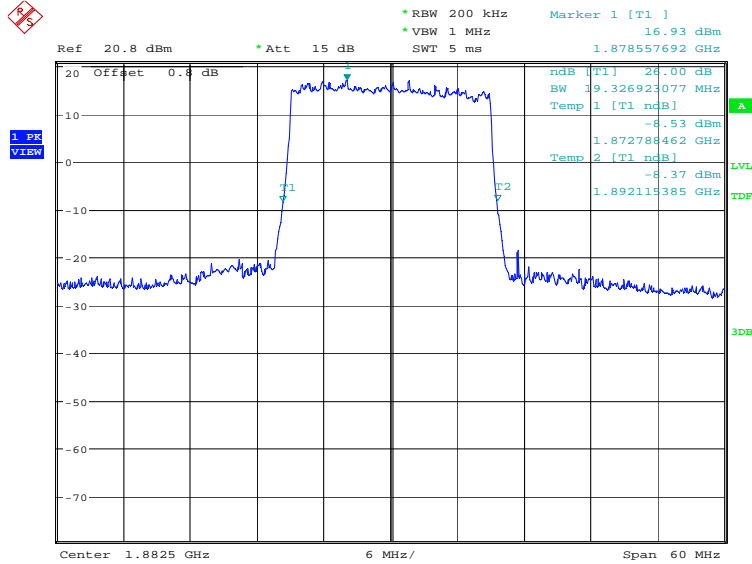


Date: 22.JAN.2020 16:57:34

LTE band 25, 20MHz (-26dBc)

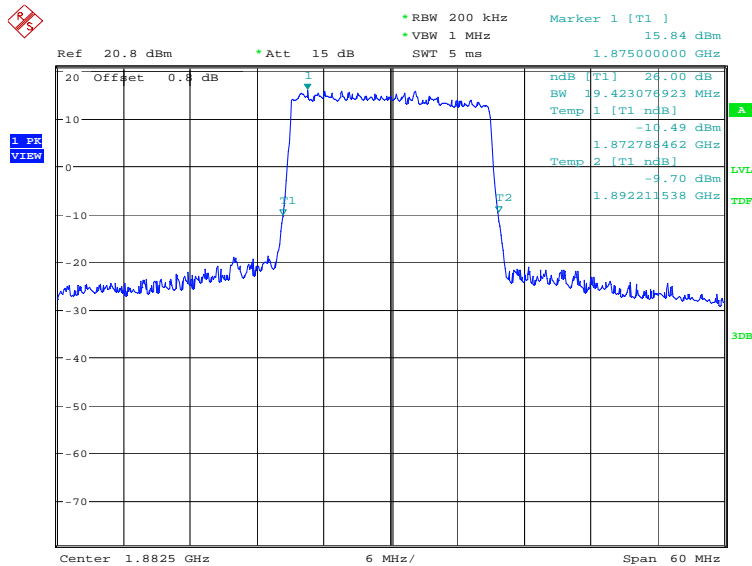
Frequency (MHz)	Occupied Bandwidth (-26dBc) (kHz)		
	QPSK	16QAM	64QAM
1882.5	19326.92	19423.08	19519.2

LTE band 25, 20MHz Bandwidth, QPSK (-26dBc BW)



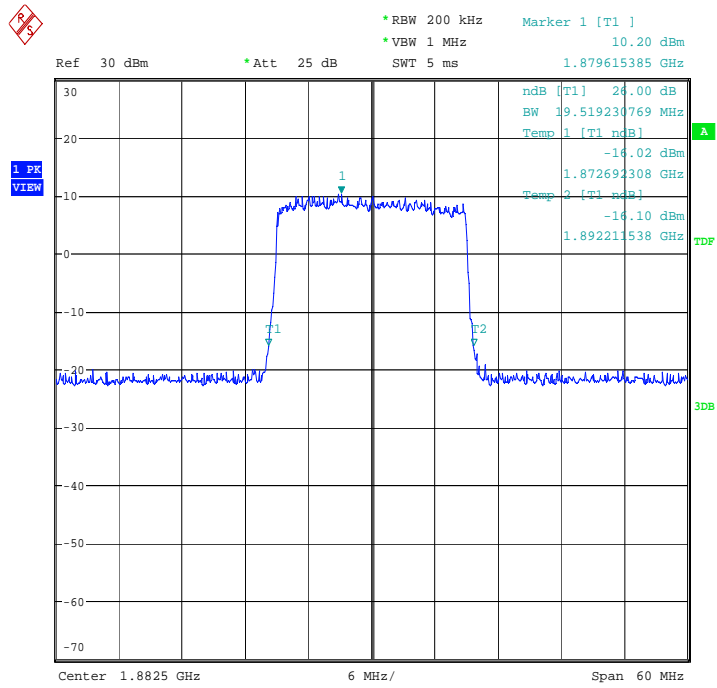
Date: 22.JAN.2020 03:42:56

LTE band 25, 20MHz Bandwidth, 16QAM (-26dBc BW)



Date: 22.JAN.2020 03:44:21

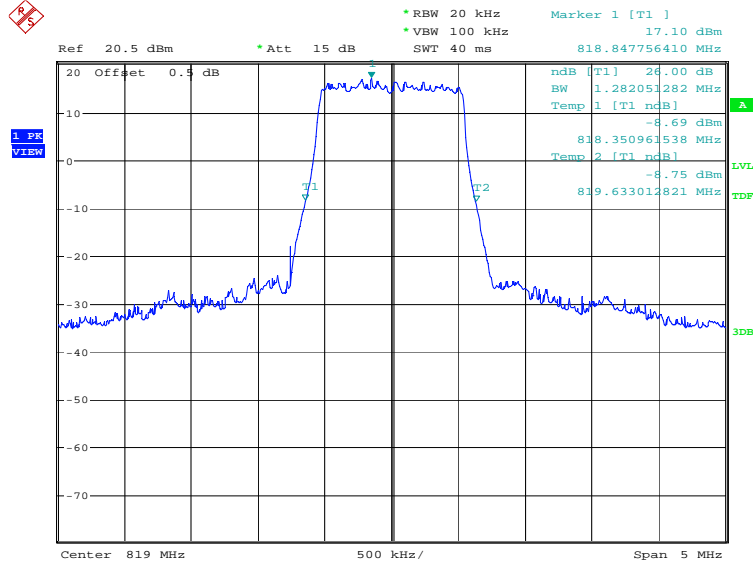
LTE band 25, 20MHz Bandwidth, 64QAM (-26dBc BW)



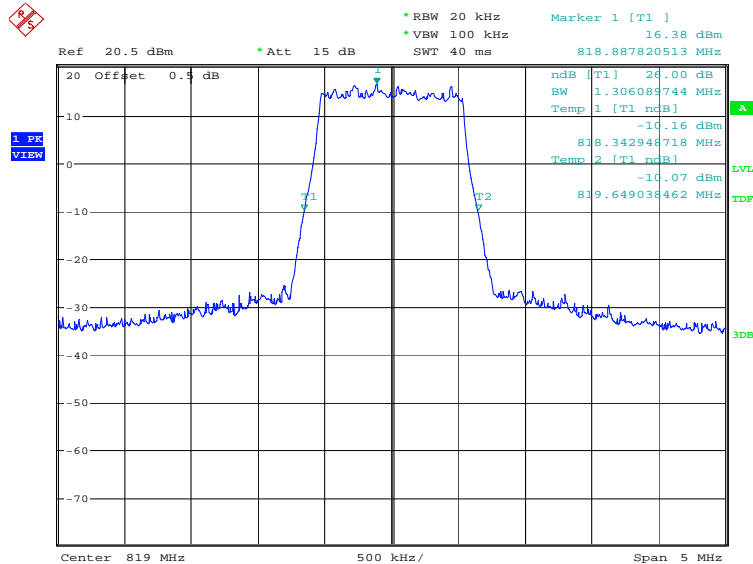
Date: 22.JAN.2020 16:58:40

LTE band 26(814MHz~824MHz), 1.4MHz (-26dBc)

Frequency (MHz)	Occupied Bandwidth (-26dBc)(kHz)		
	QPSK	16QAM	64QAM
819.0	1282.05	1306.09	1298.08

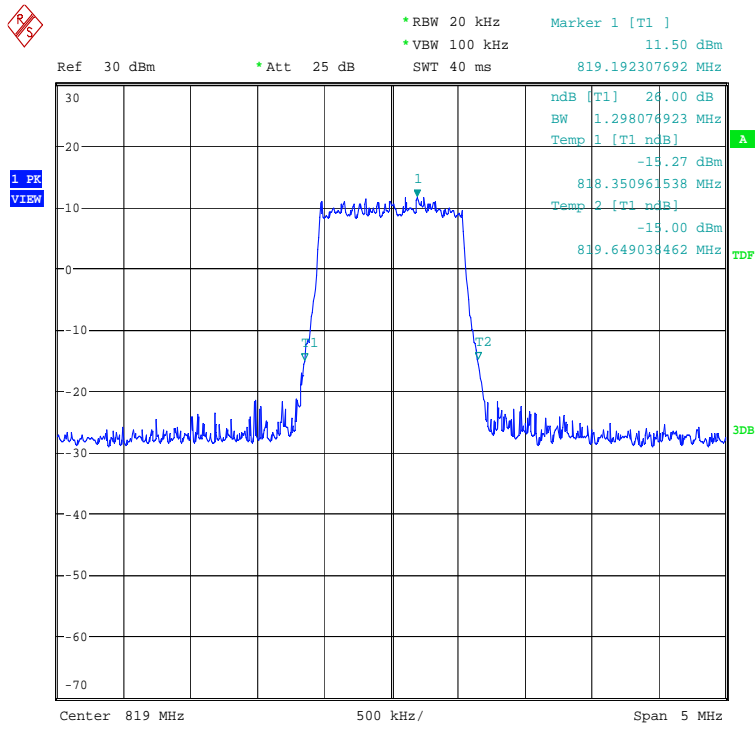
LTE band 26(814MHz~824MHz), 1.4MHz Bandwidth, QPSK (-26dBc BW)


Date: 22.JAN.2020 04:04:12

LTE band 26(814MHz~824MHz), 1.4MHz Bandwidth, 16QAM (-26dBc BW)


Date: 22.JAN.2020 04:05:38

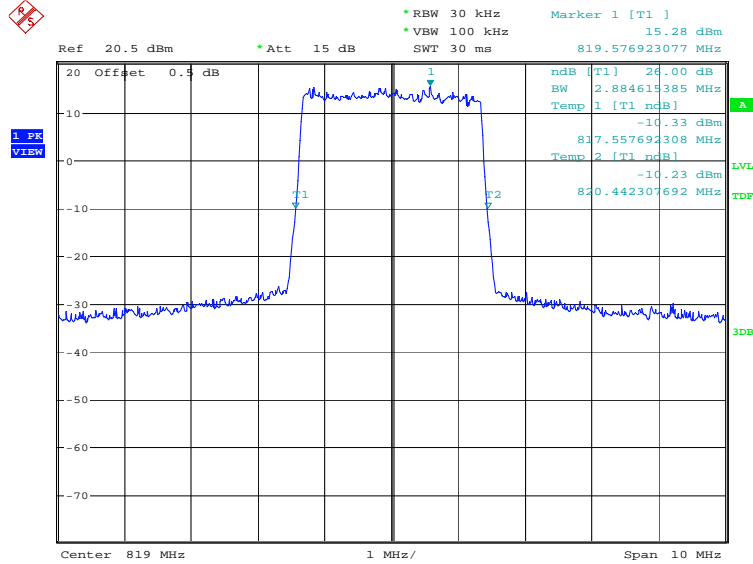
LTE band 26(814MHz~824MHz), 1.4MHz Bandwidth, 64QAM (-26dBc BW)



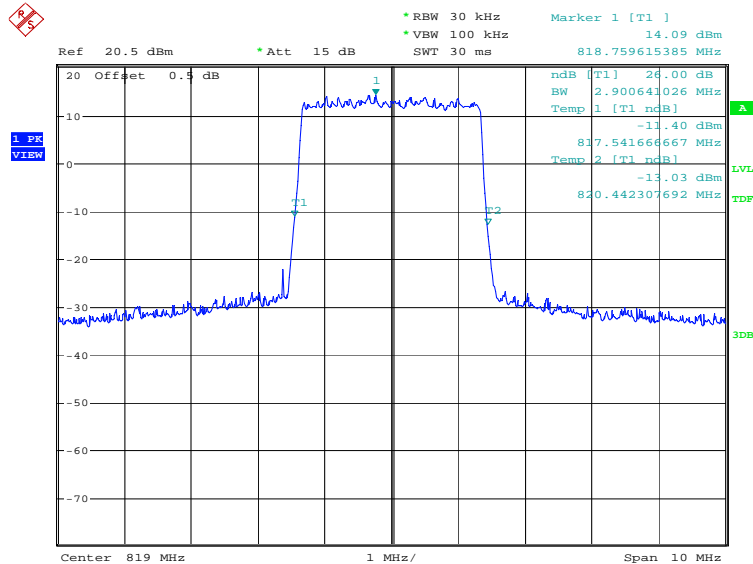
Date: 22.JAN.2020 18:08:14

LTE band 26(814MHz~824MHz), 3MHz (-26dBc)

Frequency (MHz)	Occupied Bandwidth (-26dBc)(kHz)		
	QPSK	16QAM	64QAM
819.0	2884.62	2900.64	2868.59

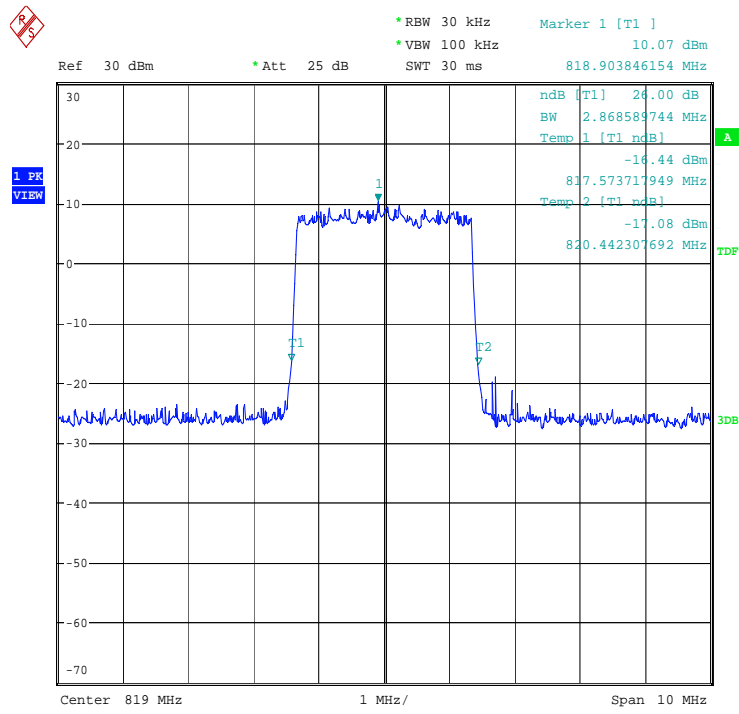
LTE band 26(814MHz~824MHz), 3MHz Bandwidth, QPSK (-26dBc BW)


Date: 22.JAN.2020 04:07:53

LTE band 26(814MHz~824MHz), 3MHz Bandwidth, 16QAM (-26dBc BW)


Date: 22.JAN.2020 04:09:19

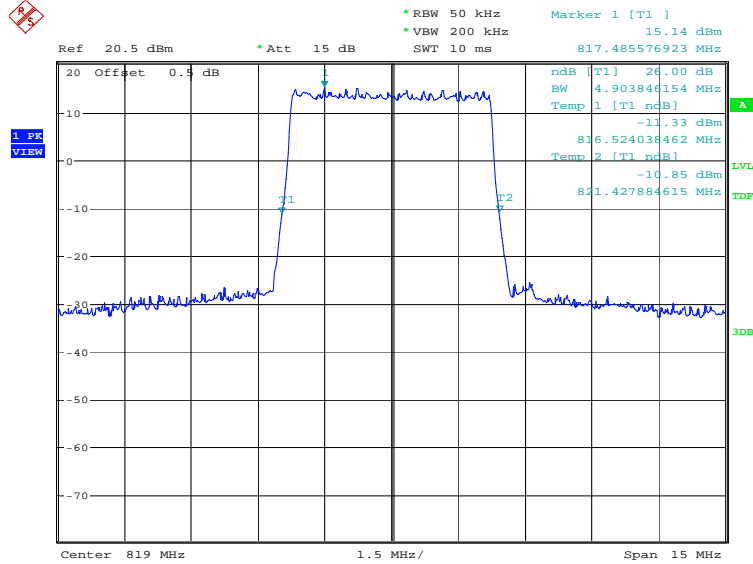
LTE band 26(814MHz~824MHz), 3MHz Bandwidth, 64QAM (-26dBc BW)



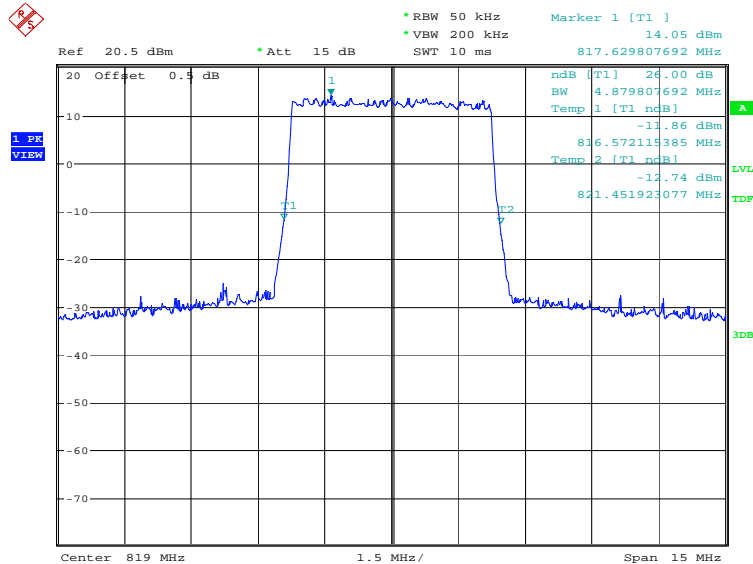
Date: 22.JAN.2020 17:30:59

LTE band 26(814MHz~824MHz), 5MHz (-26dBc)

Frequency (MHz)	Occupied Bandwidth (-26dBc)(kHz)		
	QPSK	16QAM	64QAM
819.0	4903.85	4879.81	4807.69

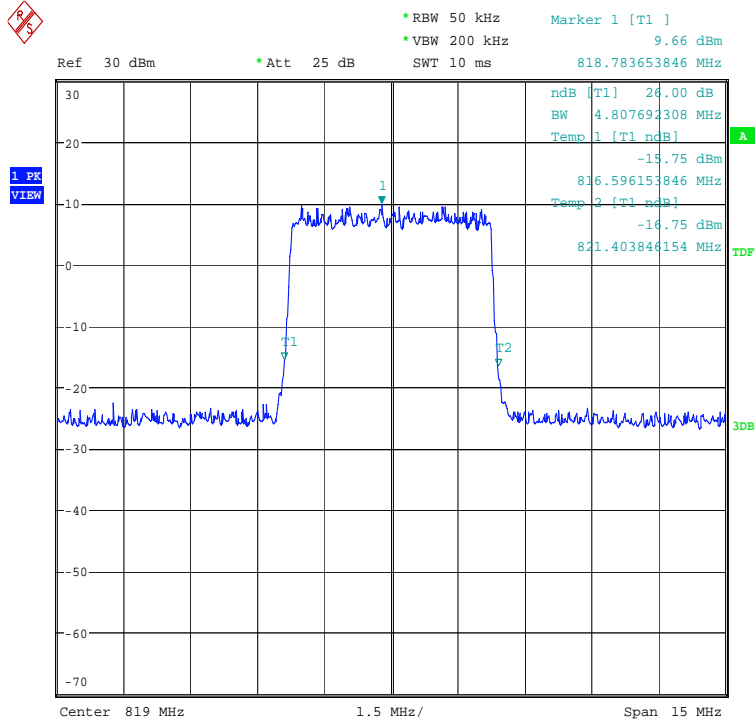
LTE band 26(814MHz~824MHz), 5MHz Bandwidth, QPSK (-26dBc BW)


Date: 22.JAN.2020 04:11:34

LTE band 26(814MHz~824MHz), 5MHz Bandwidth, 16QAM (-26dBc BW)


Date: 22.JAN.2020 04:13:00

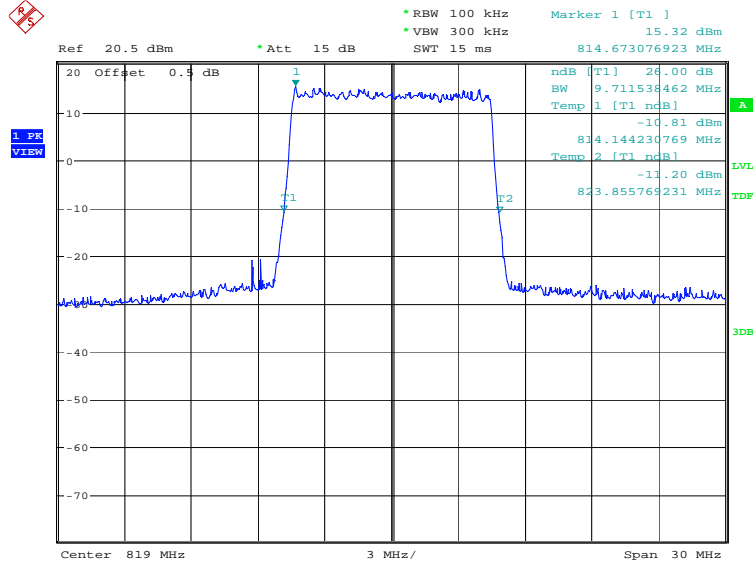
LTE band 26(814MHz~824MHz), 5MHz Bandwidth, 64QAM (-26dBc BW)



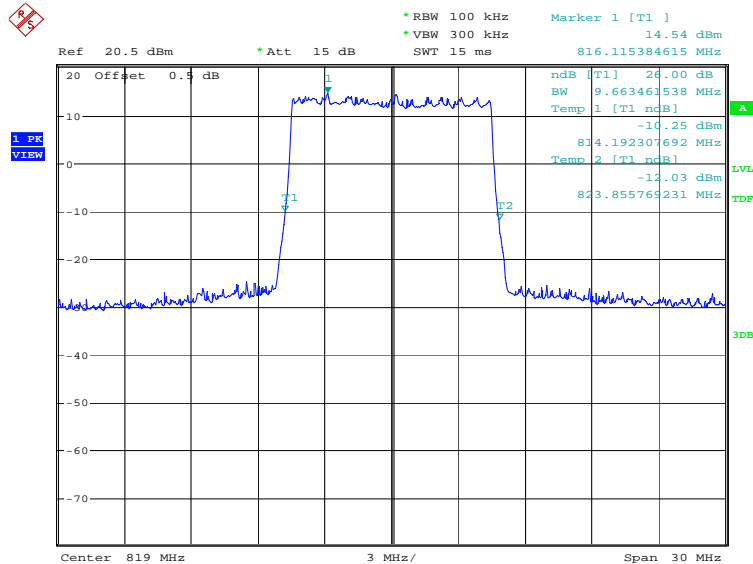
Date: 22.JAN.2020 17:32:11

LTE band 26(814MHz~824MHz), 10MHz (-26dBc)

Frequency (MHz)	Occupied Bandwidth (-26dBc)(kHz)		
819.0	QPSK	16QAM	64QAM
	9711.54	9663.46	9615.38

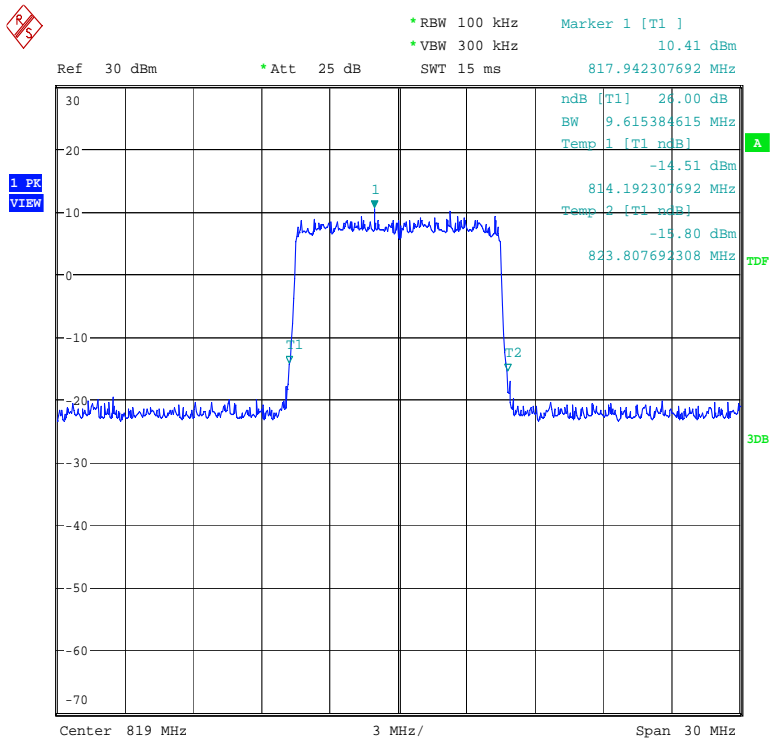
LTE band 26(814MHz~824MHz), 10MHz Bandwidth, QPSK (-26dBc BW)


Date: 22.JAN.2020 04:15:15

LTE band 26(814MHz~824MHz), 10MHz Bandwidth, 16QAM (-26dBc BW)


Date: 22.JAN.2020 04:16:41

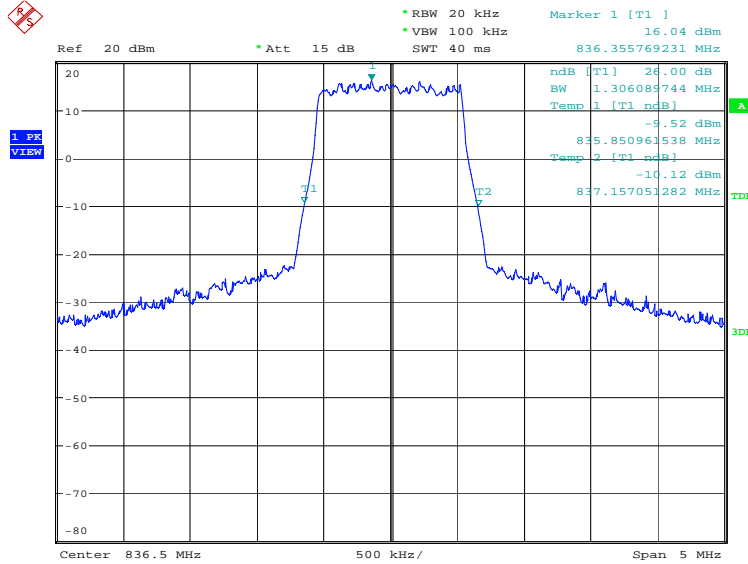
LTE band 26(814MHz~824MHz), 10MHz Bandwidth, 64QAM (-26dBc BW)



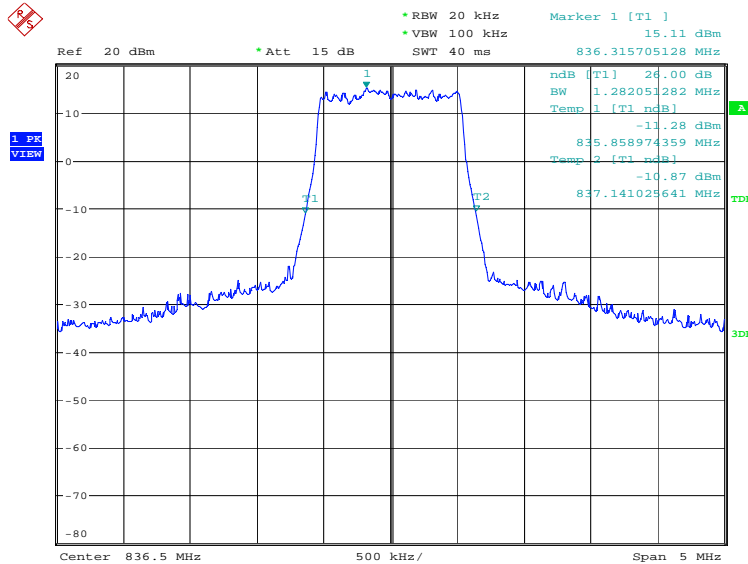
Date: 22.JAN.2020 17:33:13

LTE band 26(824MHz~849MHz), 1.4MHz (-26dBc)

Frequency (MHz)	Occupied Bandwidth (-26dBc) (kHz)		
	QPSK	16QAM	64QAM
836.5	1306.09	1282.05	1298.08

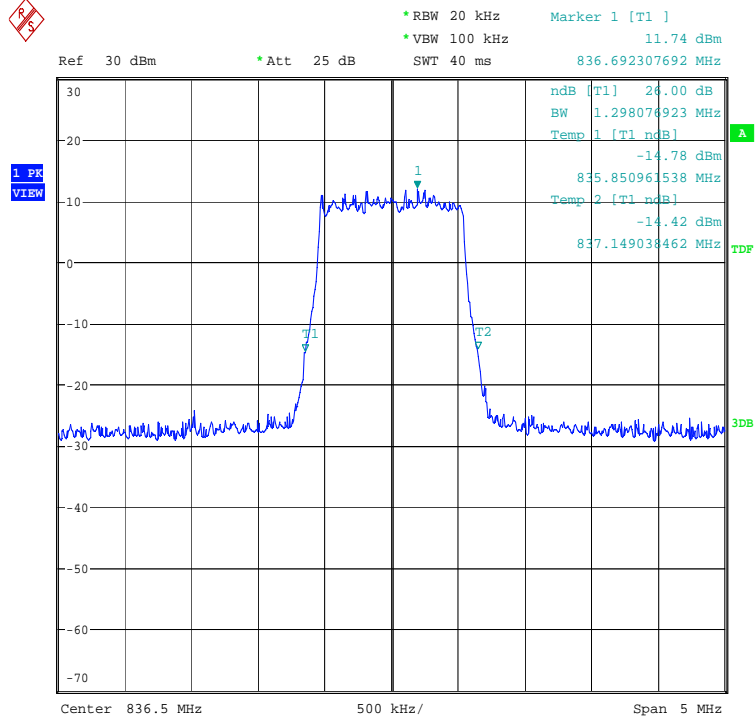
LTE band 26(824MHz~849MHz), 1.4MHz Bandwidth, QPSK (-26dBc BW)


Date: 22.JAN.2020 03:45:58

LTE band 26(824MHz~849MHz), 1.4MHz Bandwidth, 16QAM (-26dBc BW)


Date: 22.JAN.2020 03:47:24

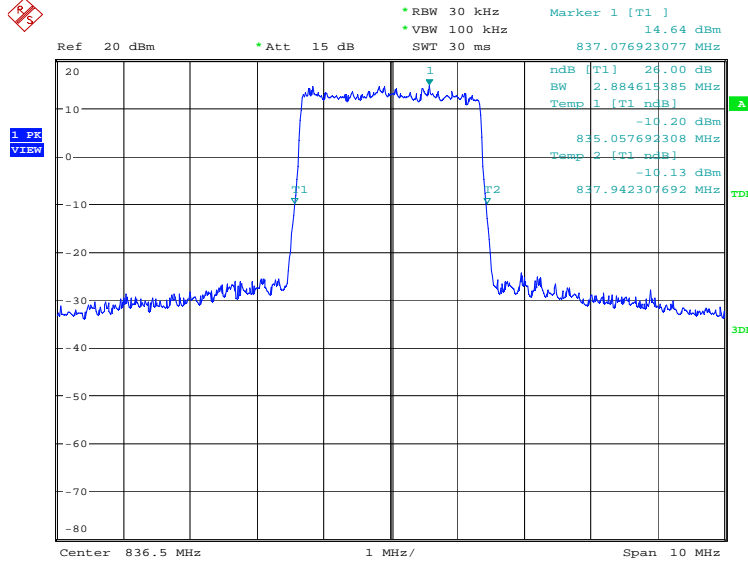
LTE band 26(824MHz~849MHz), 1.4MHz Bandwidth, 64QAM (-26dB BW)



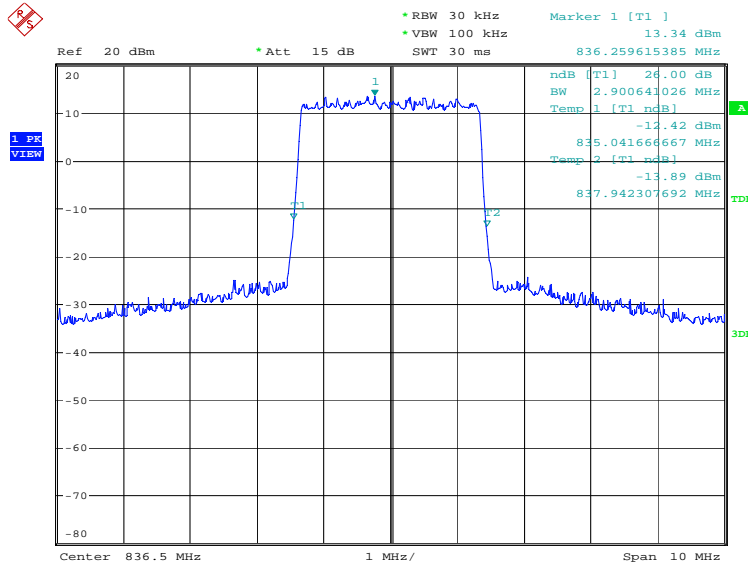
Date: 22.JAN.2020 17:00:23

LTE band 26(824MHz~849MHz), 3MHz (-26dBc)

Frequency (MHz)	Occupied Bandwidth (-26dBc) (kHz)		
	QPSK	16QAM	64QAM
836.5	2884.62	2900.64	2868.59

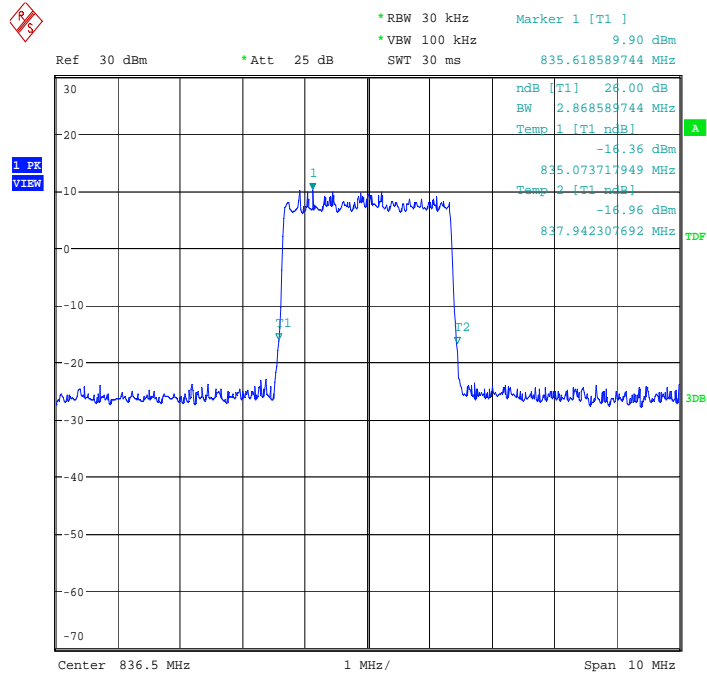
LTE band 26(824MHz~849MHz), 3MHz Bandwidth, QPSK (-26dBc BW)


Date: 22.JAN.2020 03:49:39

LTE band 26(824MHz~849MHz), 3MHz Bandwidth, 16QAM (-26dBc BW)


Date: 22.JAN.2020 03:51:05

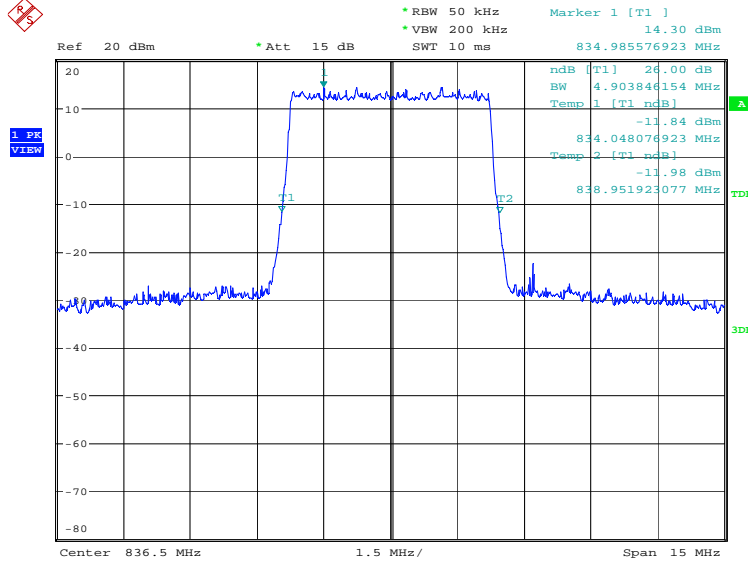
LTE band 26(824MHz~849MHz), 3MHz Bandwidth, 64QAM (-26dBc BW)



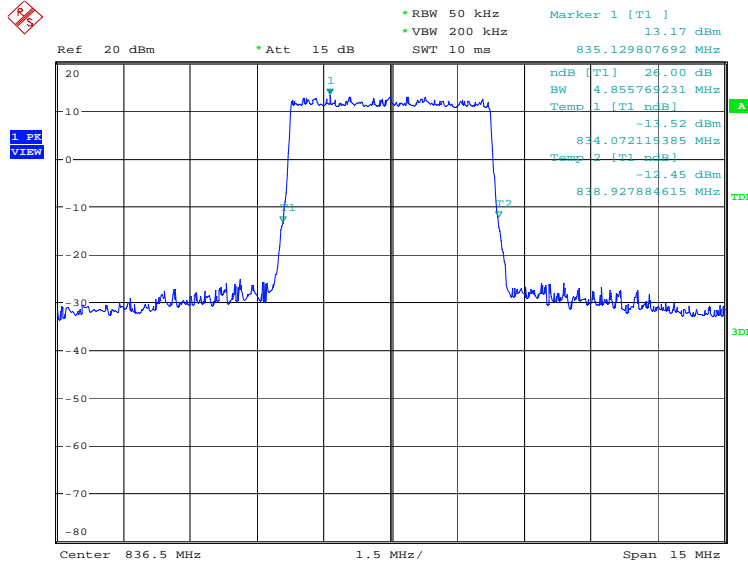
Date: 22.JAN.2020 17:03:04

LTE band 26(824MHz~849MHz), 5MHz (-26dBc)

Frequency (MHz)	Occupied Bandwidth (-26dBc) (kHz)		
	QPSK	16QAM	64QAM
836.5	4903.85	4855.77	4855.77

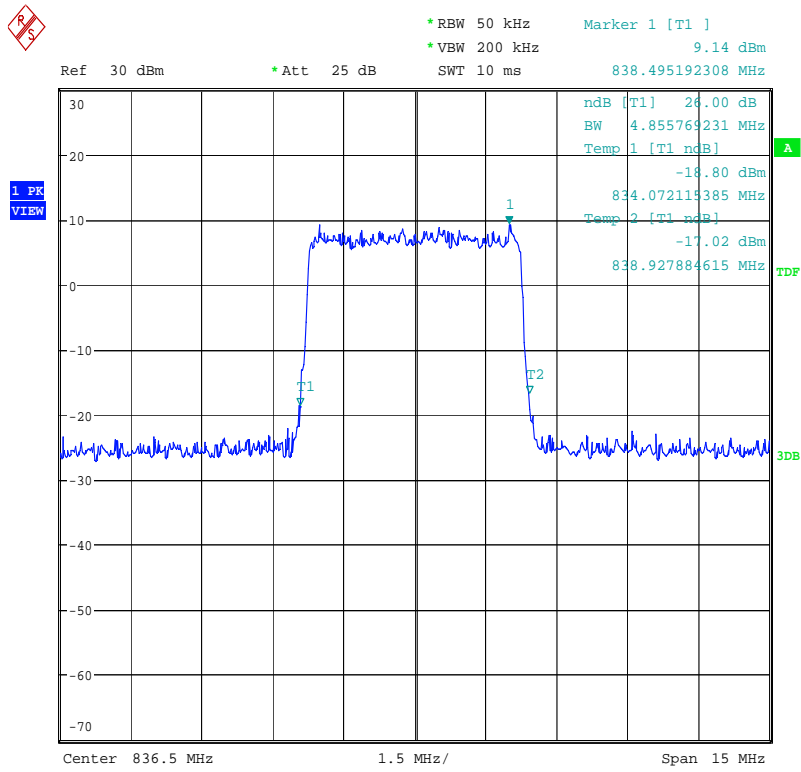
LTE band 26(824MHz~849MHz), 5MHz Bandwidth, QPSK (-26dBc BW)


Date: 22.JAN.2020 03:53:20

LTE band 26(824MHz~849MHz), 5MHz Bandwidth, 16QAM (-26dBc BW)


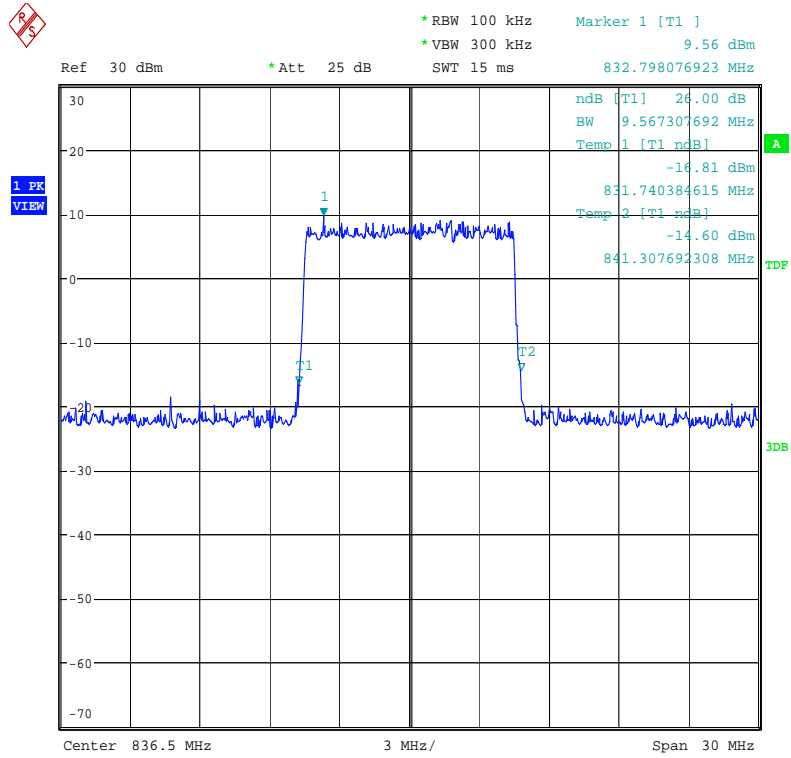
Date: 22.JAN.2020 03:54:46

LTE band 26(824MHz~849MHz), 5MHz Bandwidth, 64QAM (-26dBc BW)



Date: 22.JAN.2020 17:04:56

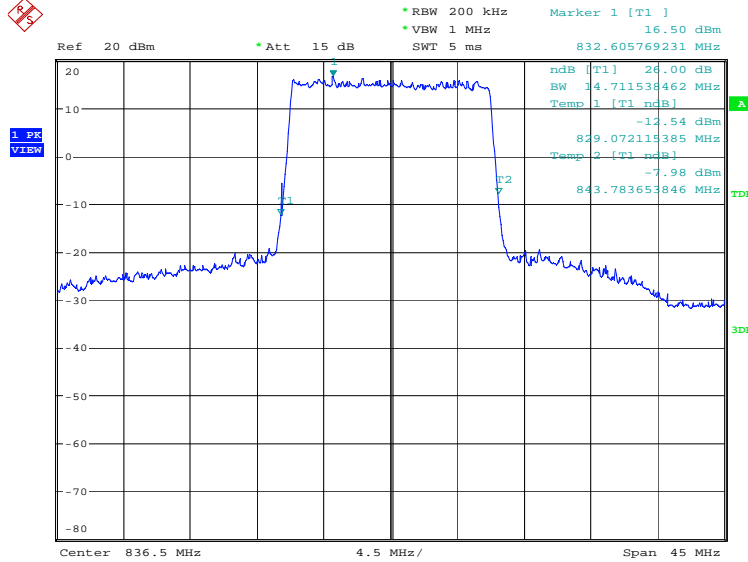
LTE band 26(824MHz~849MHz), 10MHz Bandwidth, 64QAM (-26dBc BW)



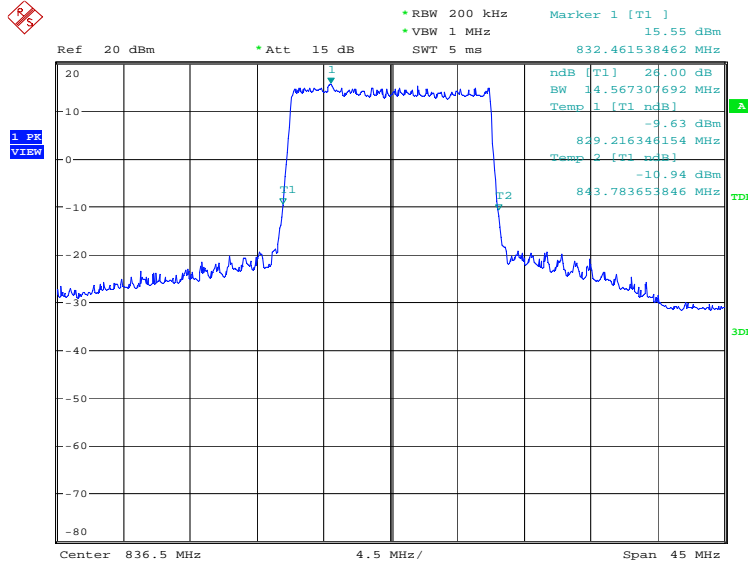
Date: 22.JAN.2020 17:08:50

LTE band 26(824MHz~849MHz), 15MHz (-26dBc)

Frequency (MHz)	Occupied Bandwidth (-26dBc) (kHz)		
	QPSK	16QAM	64QAM
836.5	14711.54	14567.31	14639.40

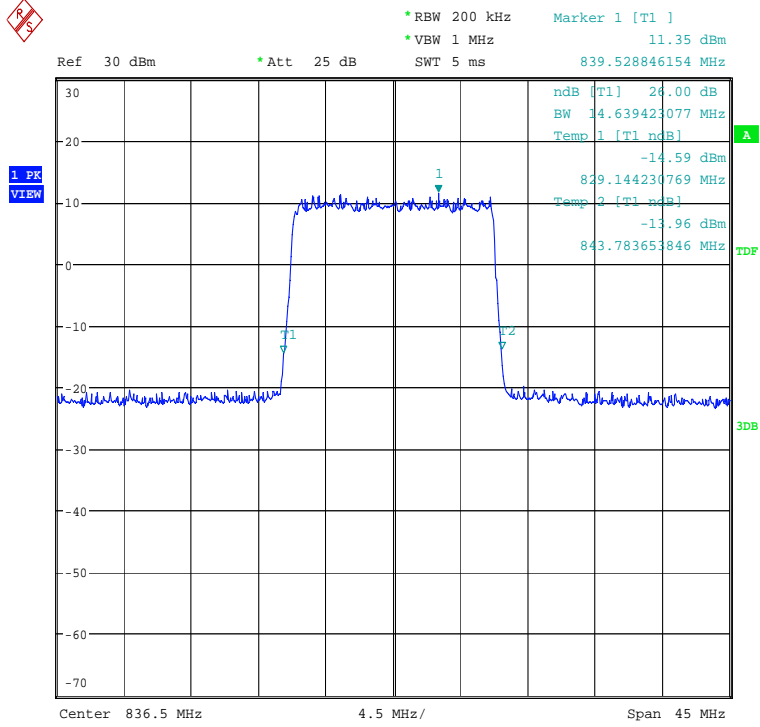
LTE band 26(824MHz~849MHz), 15MHz Bandwidth, QPSK (-26dBc BW)


Date: 22.JAN.2020 04:00:41

LTE band 26(824MHz~849MHz), 15MHz Bandwidth, 16QAM (-26dBc BW)


Date: 22.JAN.2020 04:02:07

LTE band 26(824MHz~849MHz), 15MHz Bandwidth, 64QAM (-26dBc BW)

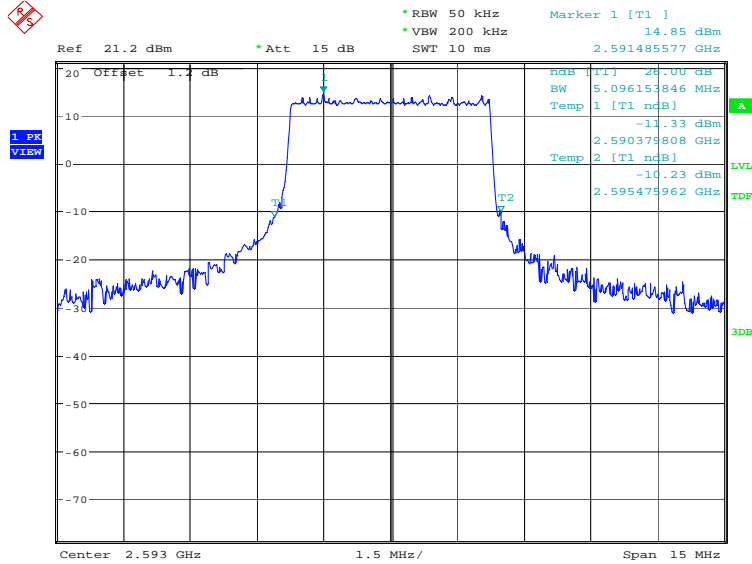


Date: 22.JAN.2020 17:28:16

LTE band 41, 5MHz (-26dBc)

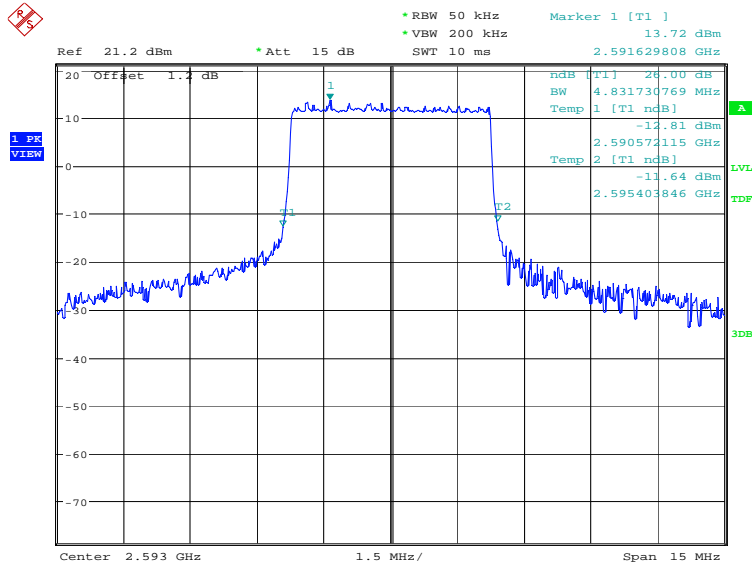
Frequency (MHz)	Occupied Bandwidth (-26dBc) (kHz)		
	QPSK	16QAM	64QAM
2593.0	5096.15	4831.73	4807.69

LTE band 41, 5MHz Bandwidth, QPSK (-26dBc BW)



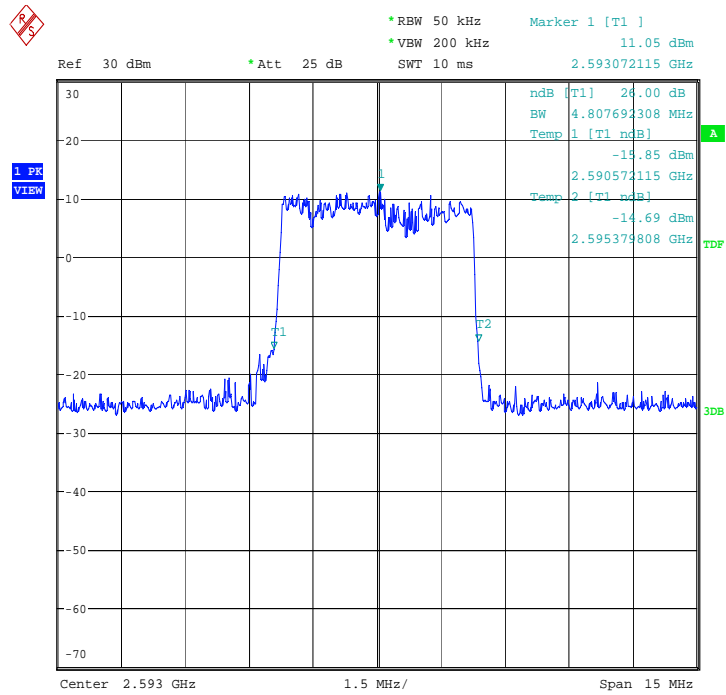
Date: 22.JAN.2020 04:41:09

LTE band 41, 5MHz Bandwidth, 16QAM (-26dBc BW)



Date: 22.JAN.2020 04:42:35

LTE band 41, 5MHz Bandwidth,64QAM (-26dBc BW)

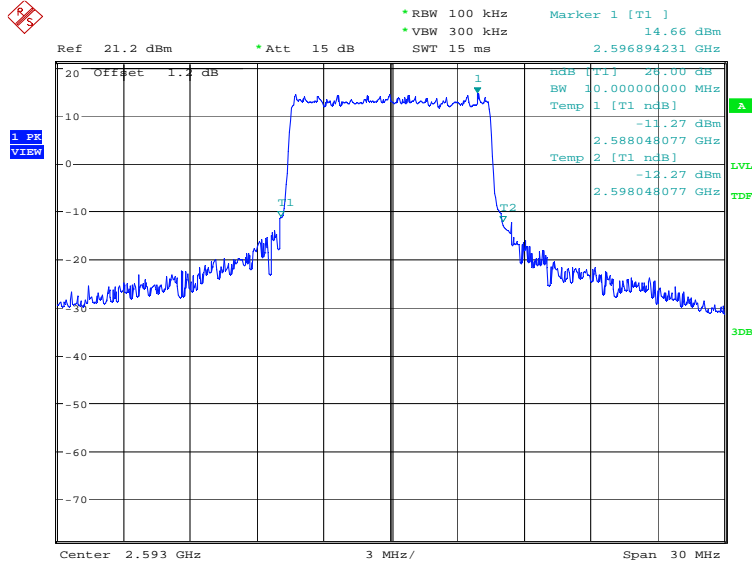


Date: 22.JAN.2020 17:38:06

LTE band 41, 10MHz (-26dBc)

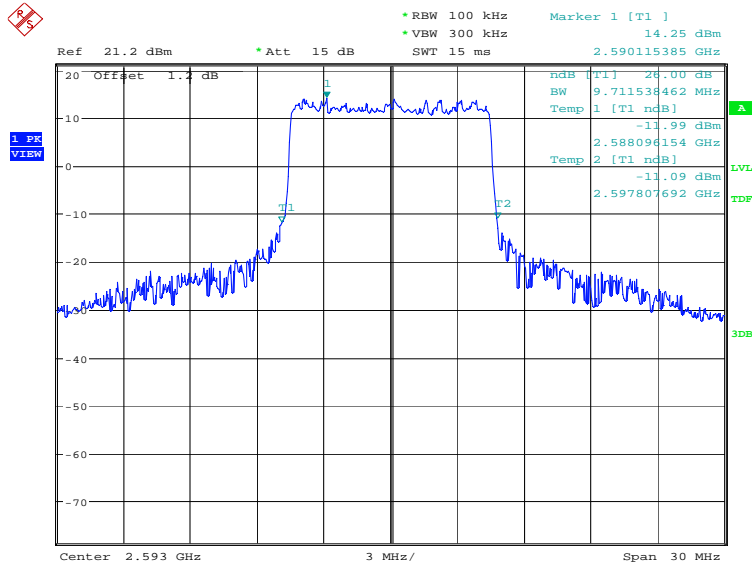
Frequency (MHz)	Occupied Bandwidth (-26dBc) (kHz)		
	QPSK	16QAM	64QAM
2593.0	10000.00	9711.54	9615.38

LTE band 41, 10MHz Bandwidth, QPSK (-26dBc BW)



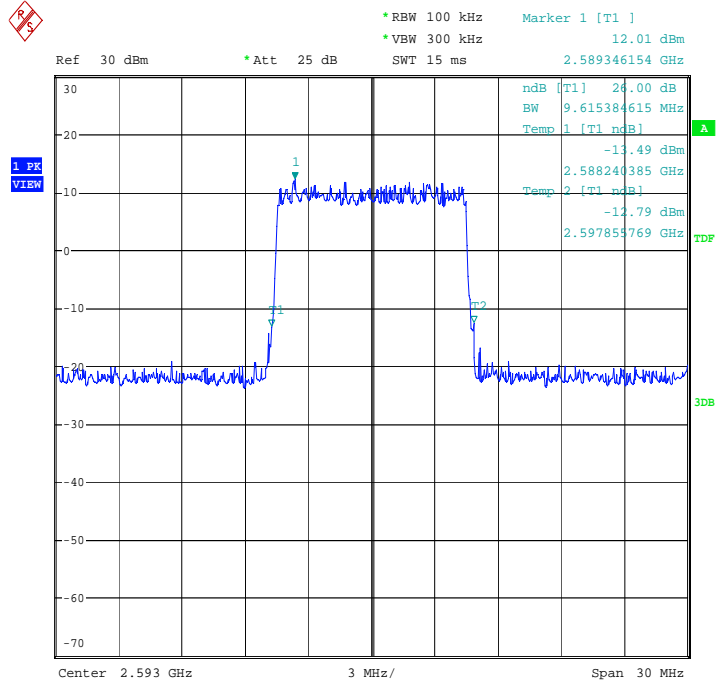
Date: 22.JAN.2020 04:44:03

LTE band 41, 10MHz Bandwidth,16QAM (-26dBc BW)



Date: 22.JAN.2020 04:45:29

LTE band 41, 10MHz Bandwidth, 64QAM (-26dBc BW)

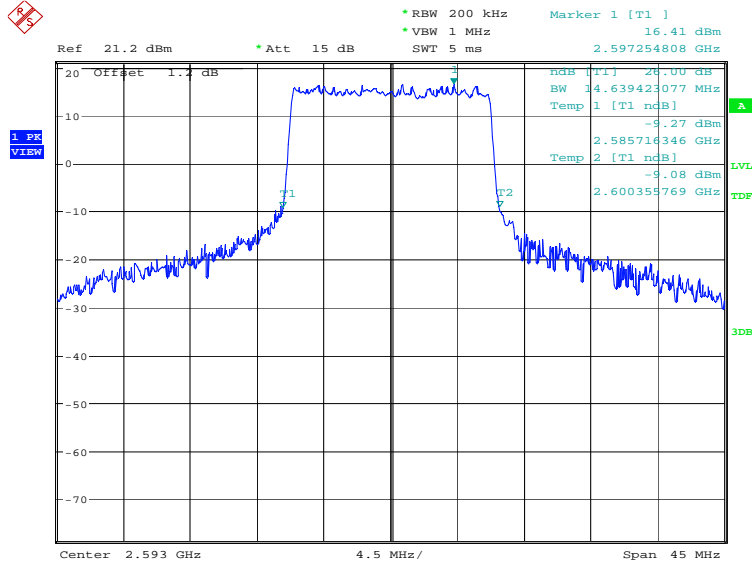


Date: 22.JAN.2020 17:51:59

LTE band 41, 15MHz (-26dBc)

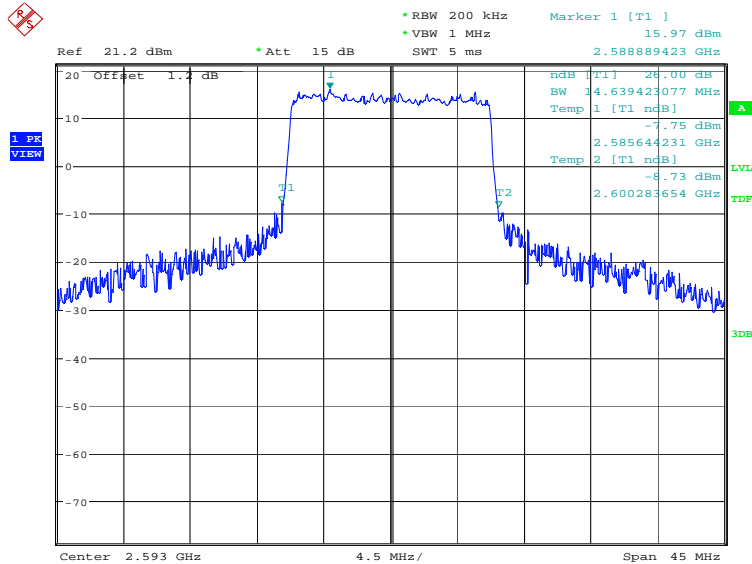
Frequency (MHz)	Occupied Bandwidth (-26dBc) (kHz)		
	QPSK	16QAM	64QAM
2593.0	14639.42	14639.42	14495.2

LTE band 41, 15MHz Bandwidth, QPSK (-26dBc BW)



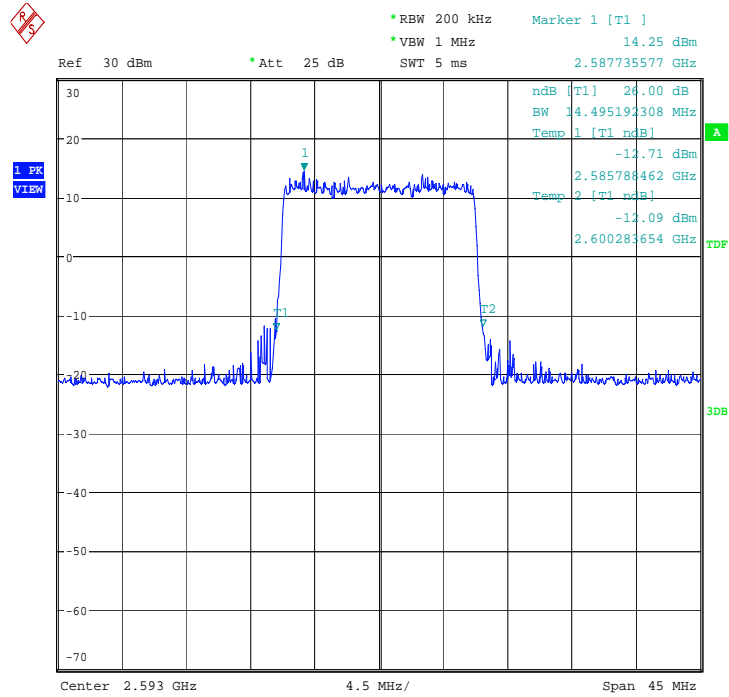
Date: 22.JAN.2020 04:46:56

LTE band 41, 15MHz Bandwidth,16QAM (-26dBc BW)



Date: 22.JAN.2020 04:48:22

LTE band 41, 15MHz Bandwidth, 64QAM (-26dBc BW)

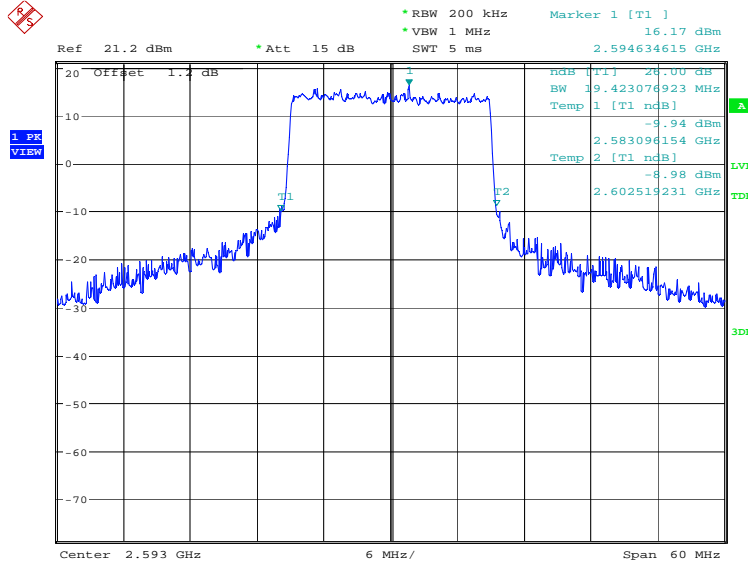


Date: 22.JAN.2020 17:53:15

LTE band 41, 20MHz (-26dBc)

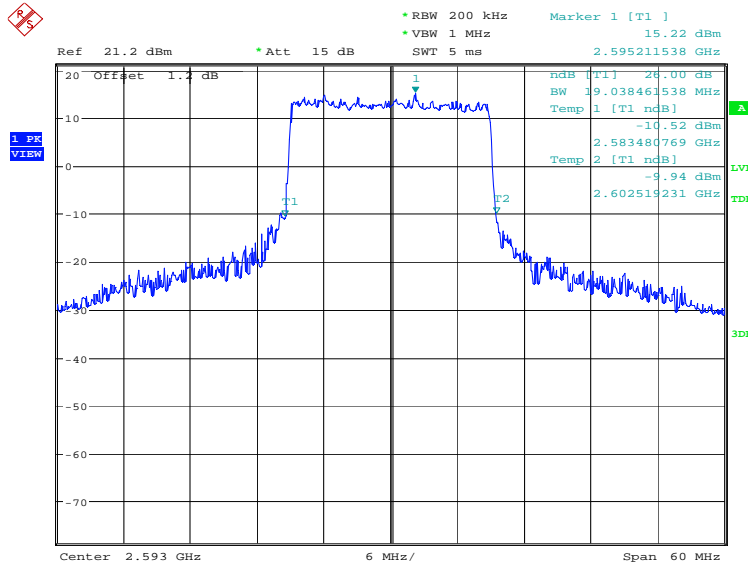
Frequency (MHz)	Occupied Bandwidth (-26dBc) (kHz)		
	QPSK	16QAM	64QAM
2593.0	19423.08	19038.46	19326.9

LTE band 41, 20MHz Bandwidth, QPSK (-26dBc BW)



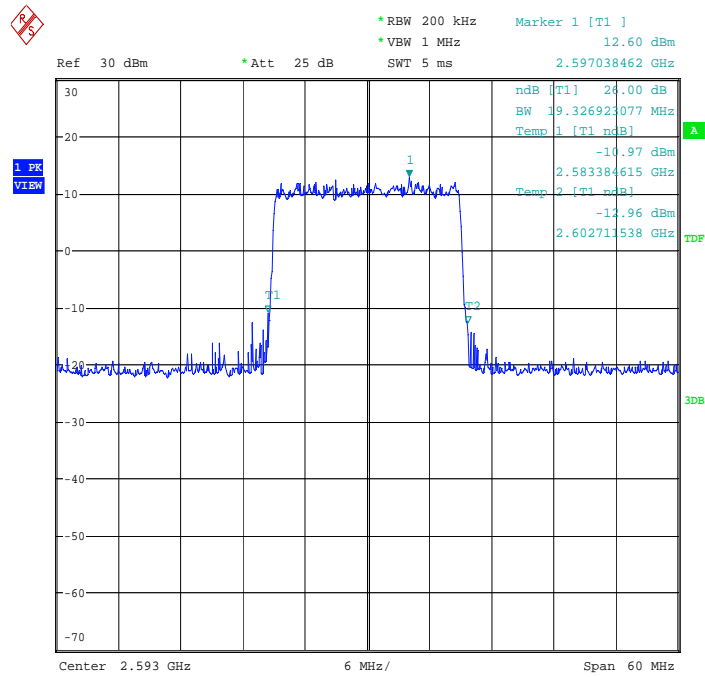
Date: 22.JAN.2020 04:49:50

LTE band 41, 20MHz Bandwidth, 16QAM (-26dBc BW)



Date: 22.JAN.2020 04:51:16

LTE band 41, 20MHz Bandwidth, 64QAM (-26dBc BW)

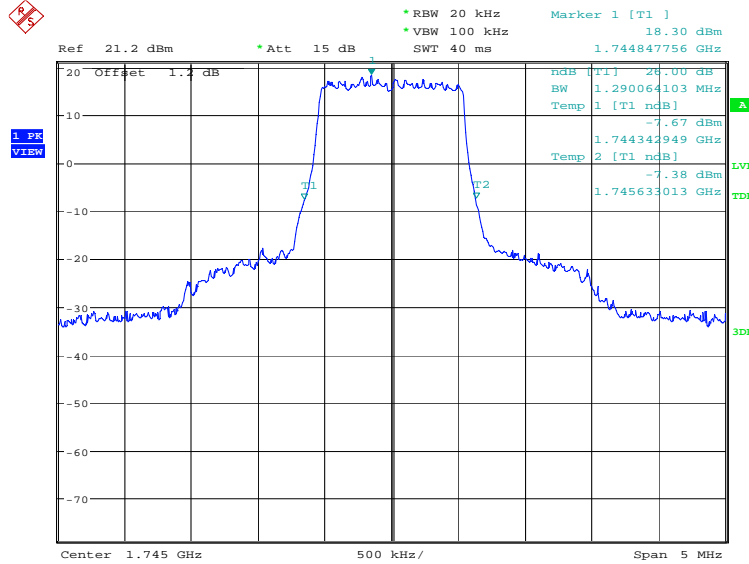


Date: 22.JAN.2020 17:54:23

LTE band 66, 1.4MHz (-26dBc)

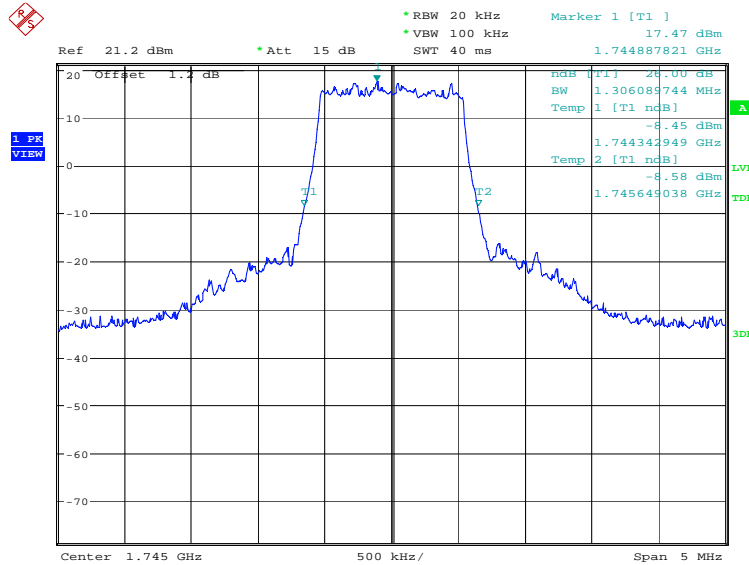
Frequency (MHz)	Occupied Bandwidth (-26dBc) (kHz)		
	QPSK	16QAM	64QAM
1745.0	1290.06	1306.09	1298.08

LTE band 66, 1.4MHz Bandwidth, QPSK (-26dBc BW)



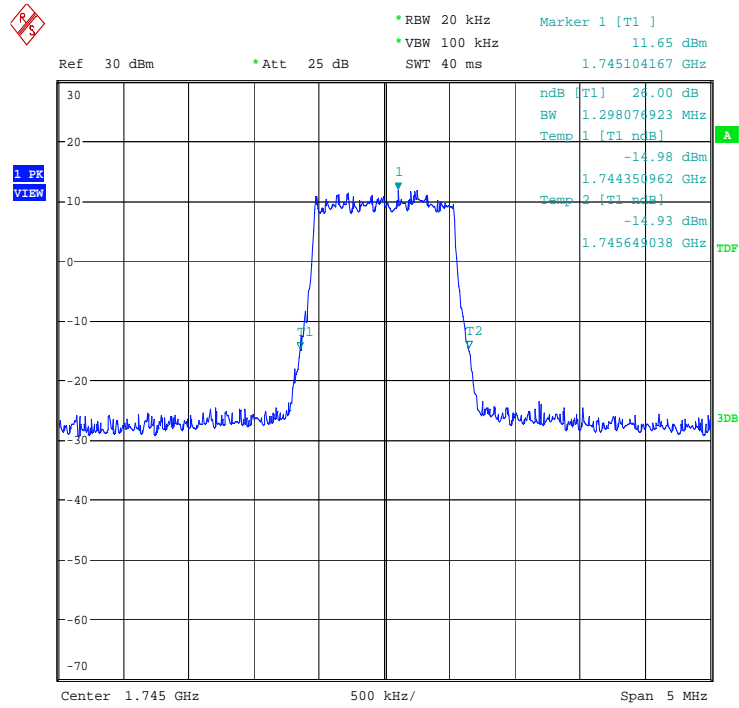
Date: 22.JAN.2020 04:18:57

LTE band 66, 1.4MHz Bandwidth, 16QAM (-26dBc BW)



Date: 22.JAN.2020 04:20:23

LTE band 66, 1.4MHz Bandwidth, 64QAM (-26dBc BW)

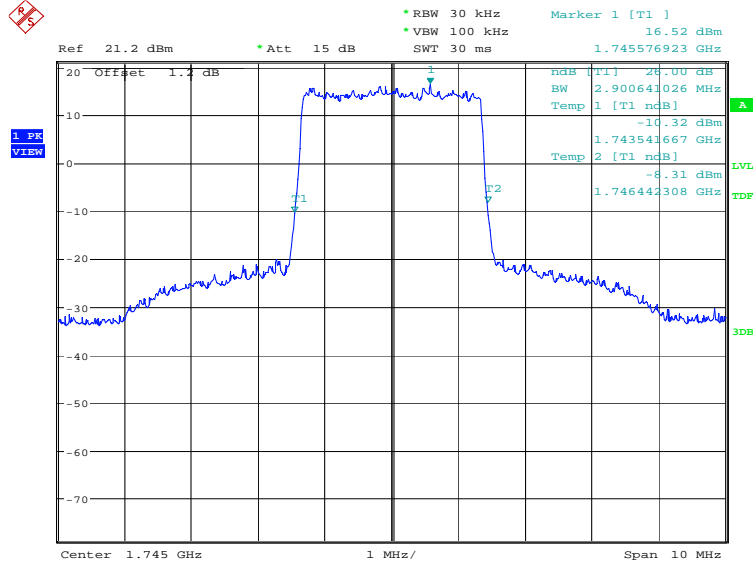


Date: 22.JAN.2020 18:05:52

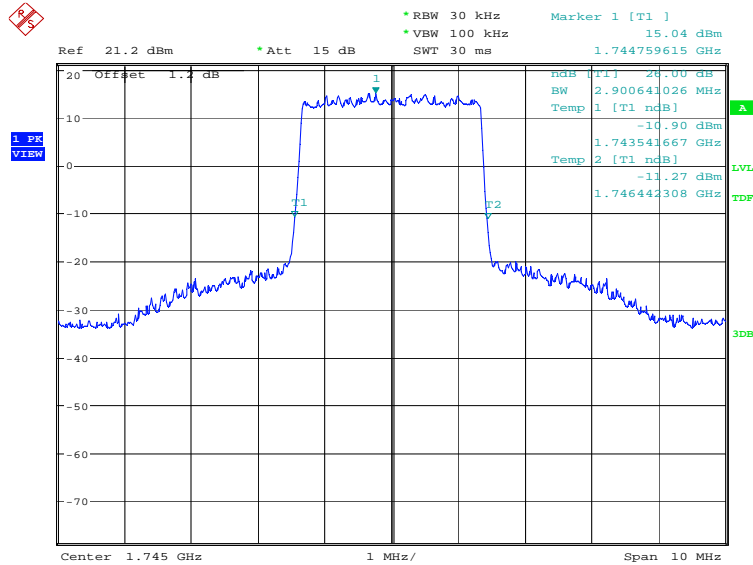
LTE band 66, 3MHz (-26dBc)

Frequency (MHz)	Occupied Bandwidth (-26dBc) (kHz)		
	QPSK	16QAM	64QAM
1745.0	2900.64	2900.64	2868.59

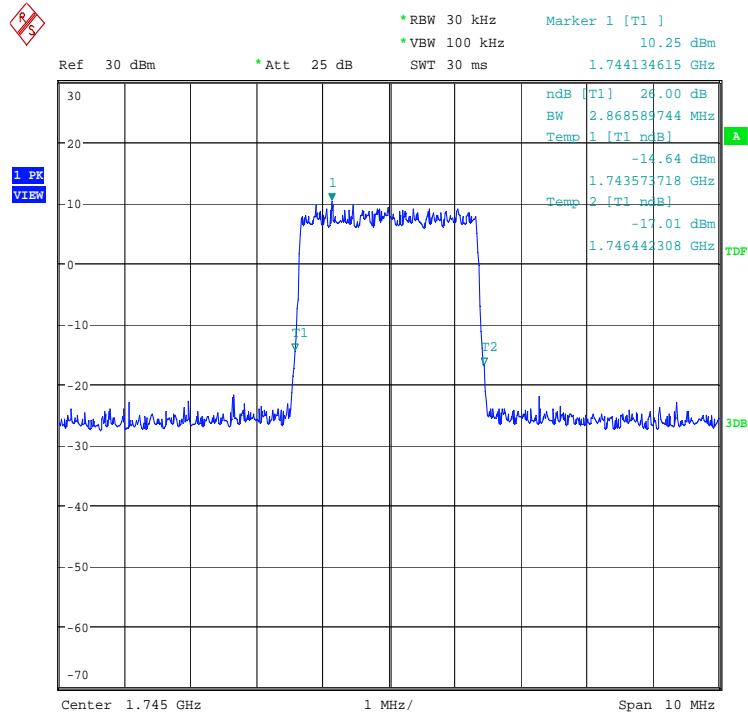
LTE band 66, 3MHz Bandwidth, QPSK (-26dBc BW)



LTE band 66, 3MHz Bandwidth, 16QAM (-26dBc BW)



LTE band 66, 3MHz Bandwidth, 64QAM (-26dBc BW)

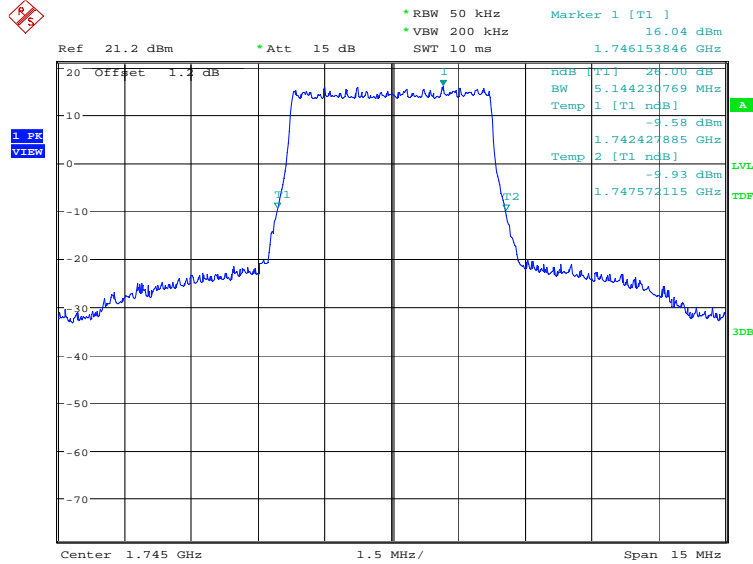


Date: 22.JAN.2020 17:57:08

LTE band 66, 5MHz (-26dBc)

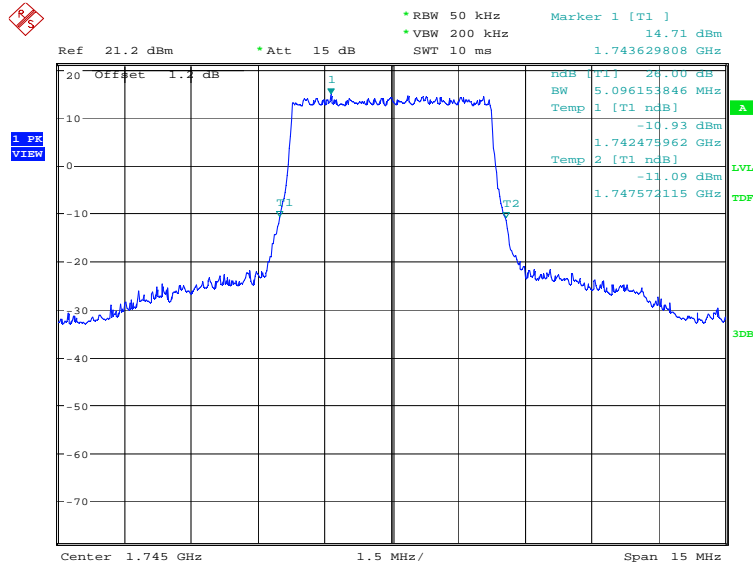
Frequency (MHz)	Occupied Bandwidth (-26dBc) (kHz)		
	QPSK	16QAM	64QAM
1745.0	5144.23	5096.15	4975.96

LTE band 66, 5MHz Bandwidth, QPSK (-26dBc BW)



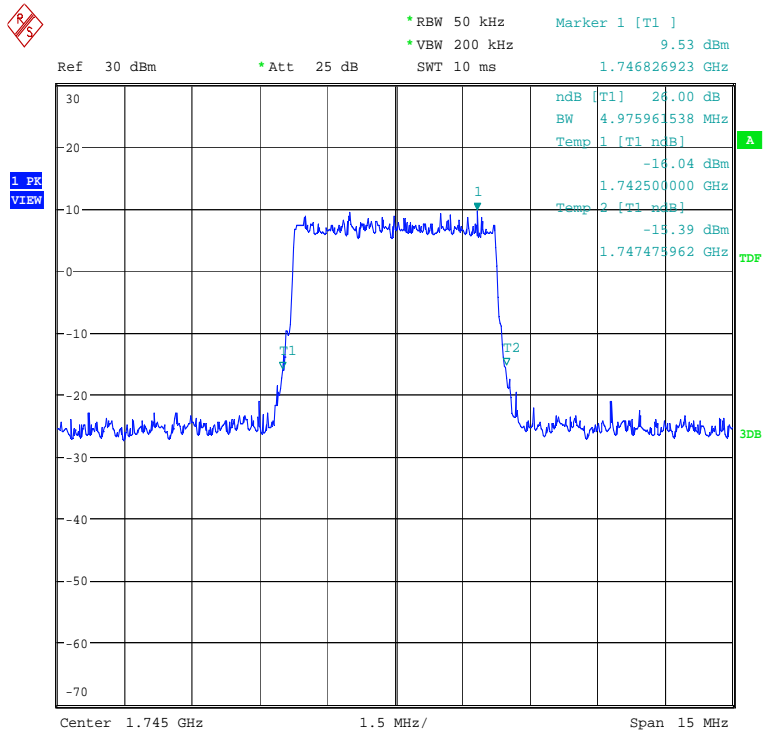
Date: 22.JAN.2020 04:26:18

LTE band 66, 5MHz Bandwidth, 16QAM (-26dBc BW)



Date: 22.JAN.2020 04:27:44

LTE band 66, 5MHz Bandwidth, 64QAM (-26dBc BW)

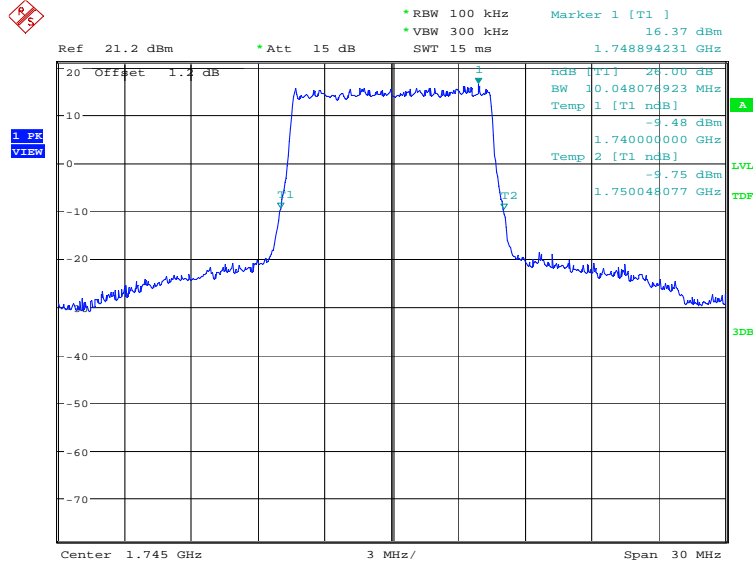


Date: 22.JAN.2020 18:00:06

LTE band 66, 10MHz (-26dBc)

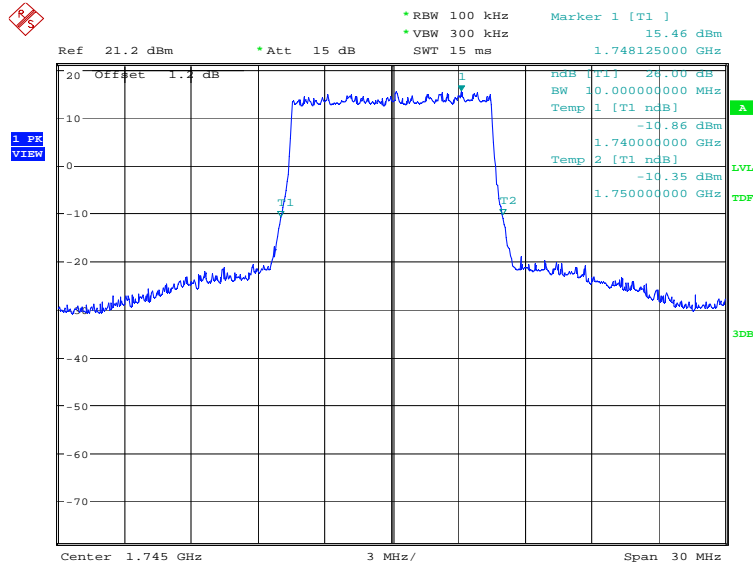
Frequency (MHz)	Occupied Bandwidth (-26dBc) (kHz)		
	QPSK	16QAM	64QAM
1745.0	10048.08	10000.00	9903.85

LTE band 66, 10MHz Bandwidth, QPSK (-26dBc BW)



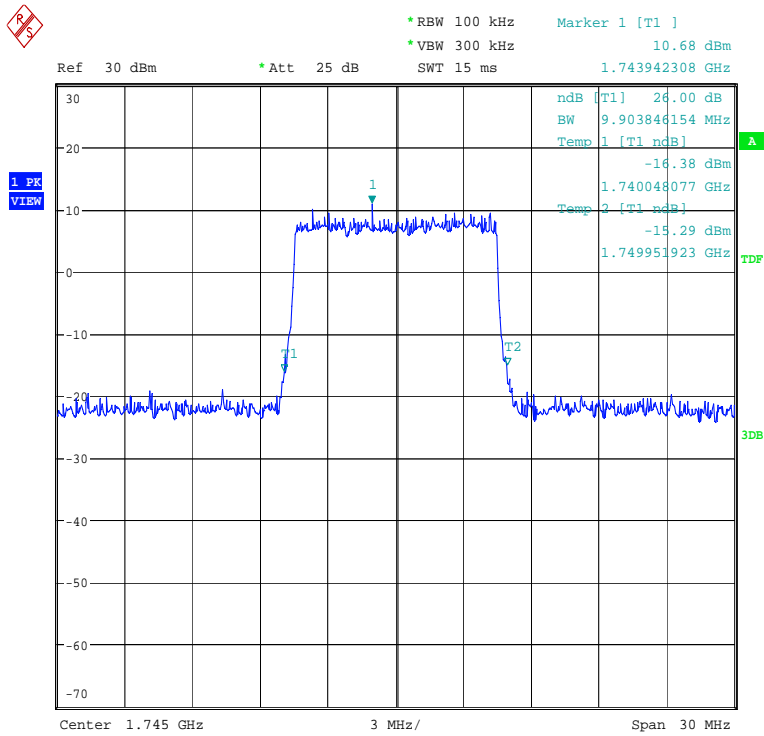
Date: 22.JAN.2020 04:29:59

LTE band 66, 10MHz Bandwidth, 16QAM (-26dBc BW)



Date: 22.JAN.2020 04:31:25

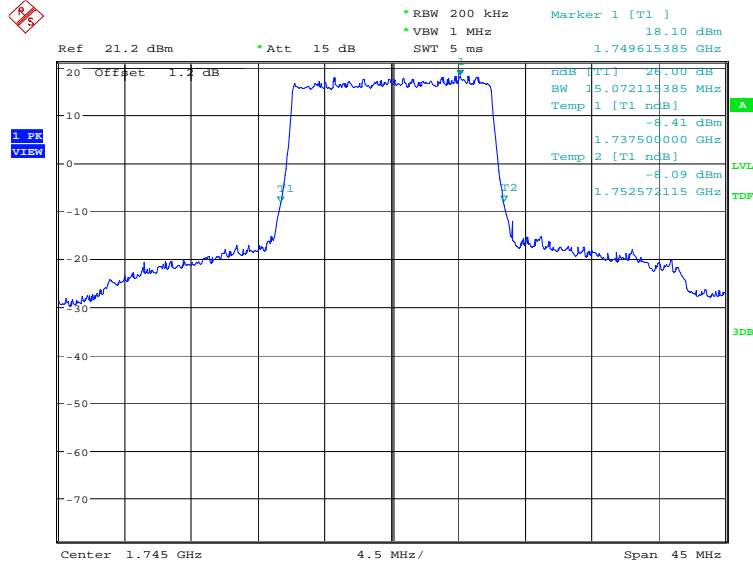
LTE band 66, 10MHz Bandwidth, 64QAM (-26dBc BW)



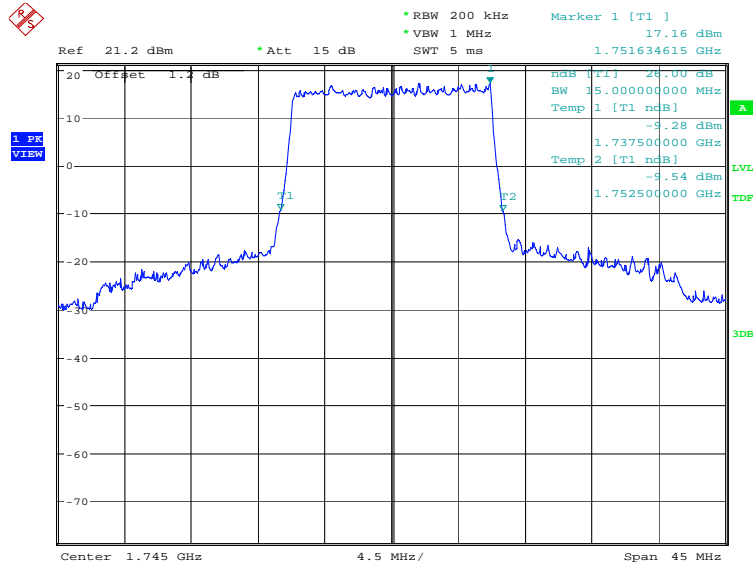
Date: 22.JAN.2020 18:01:01

LTE band 66, 15MHz (-26dBc)

Frequency (MHz)	Occupied Bandwidth (-26dBc) (kHz)		
	QPSK	16QAM	64QAM
1745.0	15072.12	15000.00	15072.1

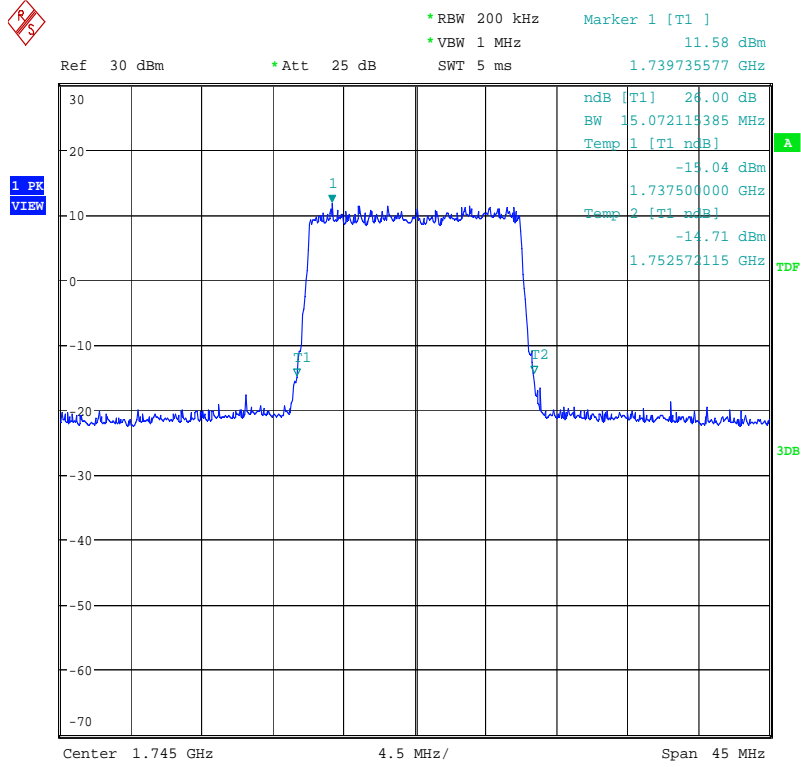
LTE band 66, 15MHz Bandwidth, QPSK (-26dBc BW)


Date: 22.JAN.2020 04:33:40

LTE band 66, 15MHz Bandwidth, 16QAM (-26dBc BW)


Date: 22.JAN.2020 04:35:06

LTE band 66, 15MHz Bandwidth, 64QAM (-26dBc BW)

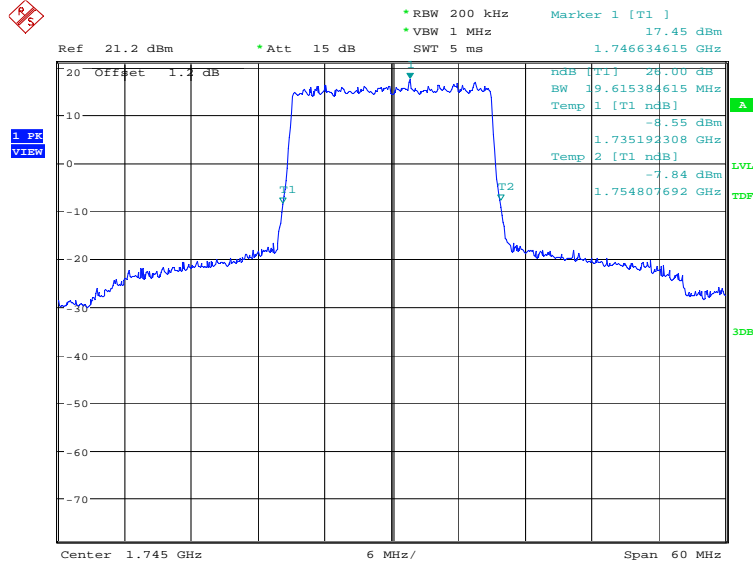


Date: 22.JAN.2020 18:01:55

LTE band 66, 20MHz (-26dBc)

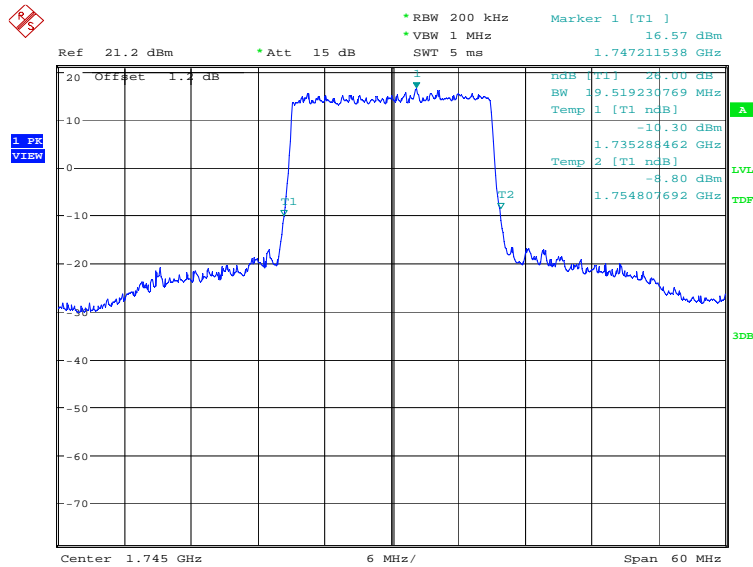
Frequency (MHz)	Occupied Bandwidth (-26dBc) (kHz)		
	QPSK	16QAM	64QAM
1745.0	19615.38	19519.23	19711.5

LTE band 66, 20MHz Bandwidth, QPSK (-26dBc BW)



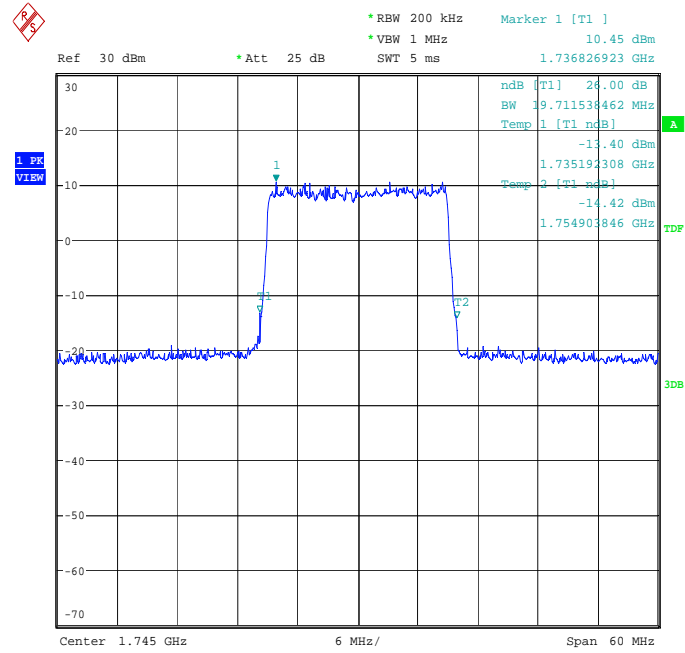
Date: 22.JAN.2020 04:37:21

LTE band 66, 20MHz Bandwidth, 16QAM (-26dBc BW)



Date: 22.JAN.2020 04:38:47

LTE band 66, 20MHz Bandwidth, 64QAM (-26dBc BW)

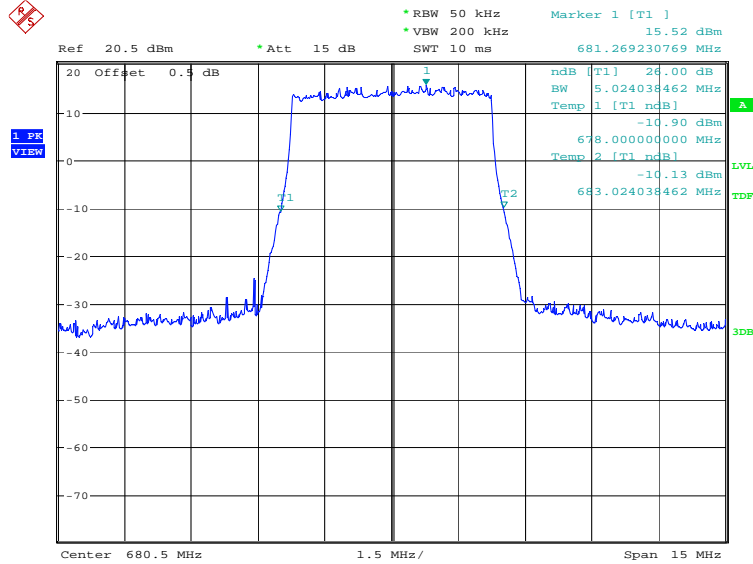


Date: 22.JAN.2020 18:02:50

LTE band 71, 5MHz (-26dBc)

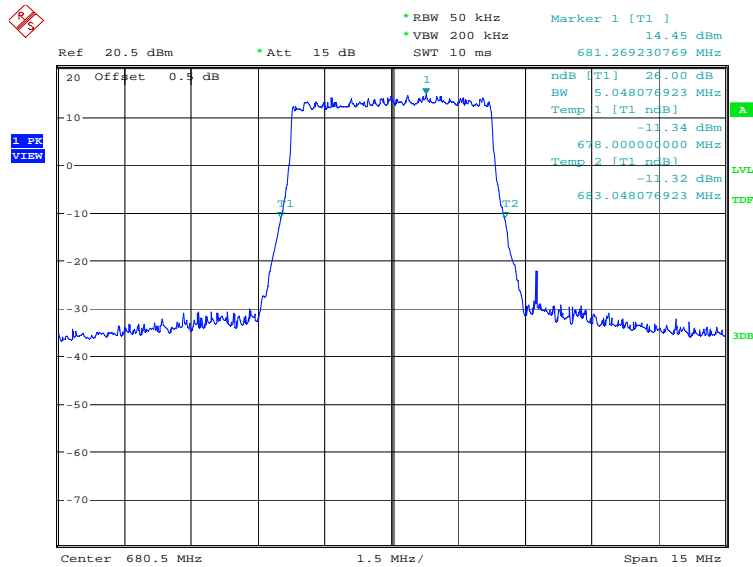
Frequency (MHz)	Occupied Bandwidth (-26dBc) (kHz)		
	QPSK	16QAM	64QAM
680.5	5024.04	5048.08	5048.08

LTE band 71, 5MHz Bandwidth, QPSK (-26dBc BW)



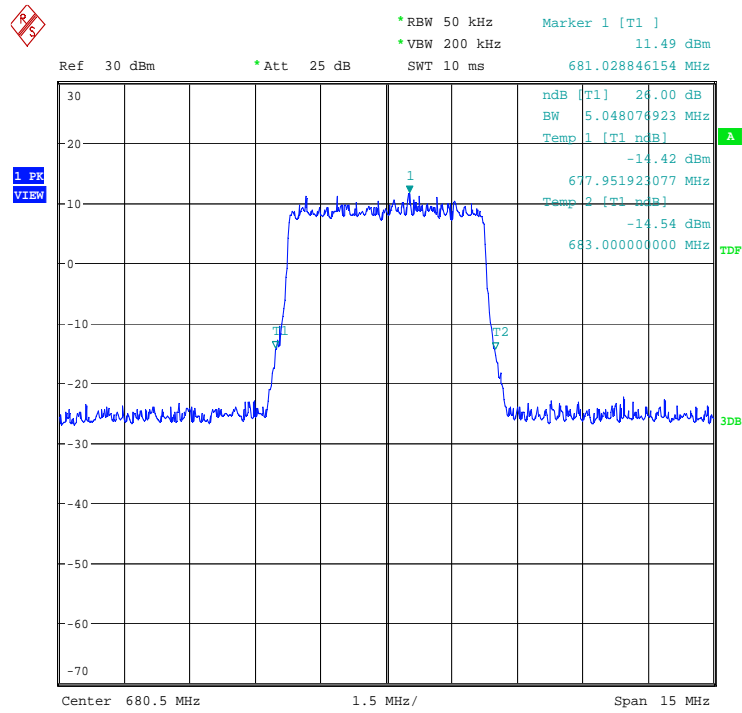
Date: 22.JAN.2020 14:11:02

LTE band 71, 5MHz Bandwidth, 16QAM (-26dBc BW)



Date: 22.JAN.2020 14:12:26

LTE band 71, 5MHz Bandwidth, 64QAM (-26dBc BW)

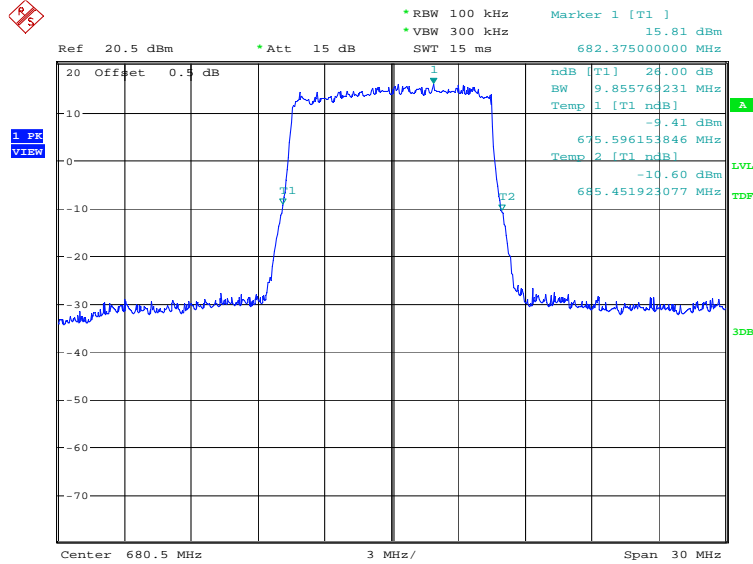


Date: 22.JAN.2020 18:10:13

LTE band 71, 10MHz (-26dBc)

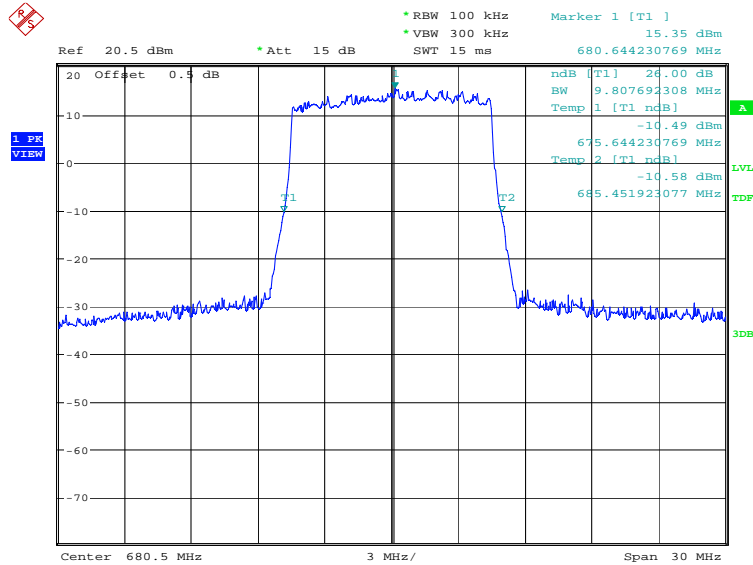
Frequency (MHz)	Occupied Bandwidth (-26dBc) (kHz)		
	QPSK	16QAM	64QAM
680.5	9855.77	9807.69	9759.62

LTE band 71, 10MHz Bandwidth, QPSK (-26dBc BW)



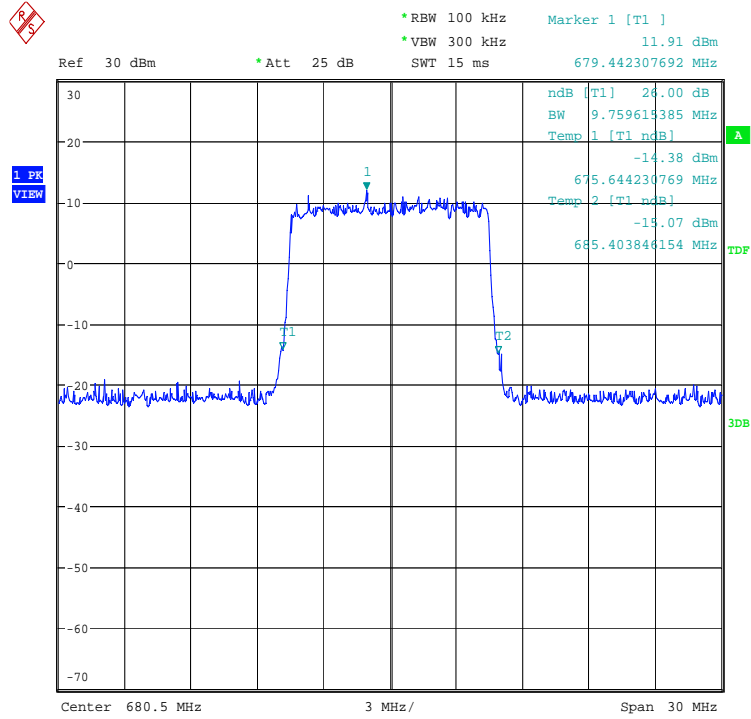
Date: 22.JAN.2020 14:14:40

LTE band 71, 10MHz Bandwidth, 16QAM (-26dBc BW)



Date: 22.JAN.2020 14:16:04

LTE band 71, 10MHz Bandwidth, 64QAM (-26dBc BW)

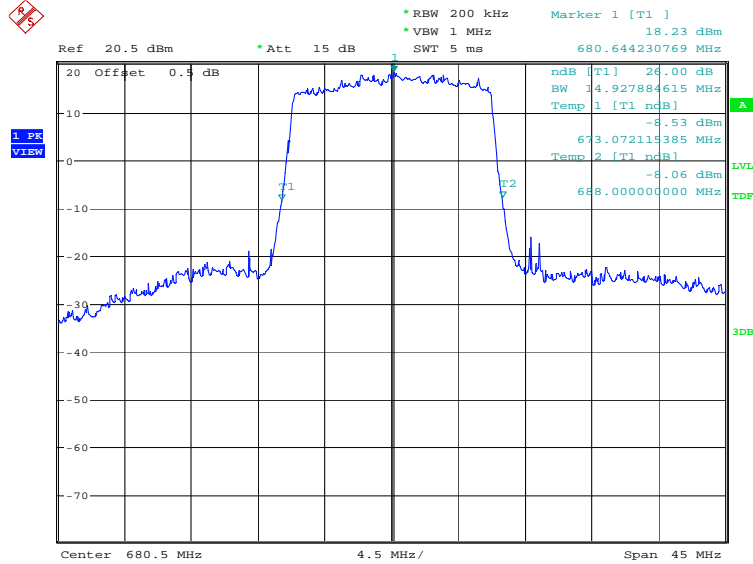


Date: 22.JAN.2020 18:11:12

LTE band 71, 15MHz (-26dBc)

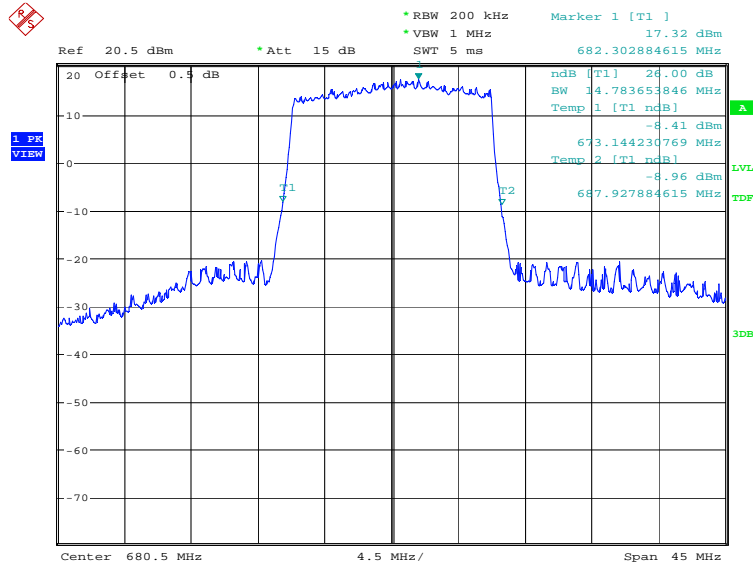
Frequency (MHz)	Occupied Bandwidth (-26dBc) (kHz)		
	QPSK	16QAM	64QAM
680.5	14927.88	14783.65	14927.9

LTE band 71, 15MHz Bandwidth, QPSK (-26dBc BW)



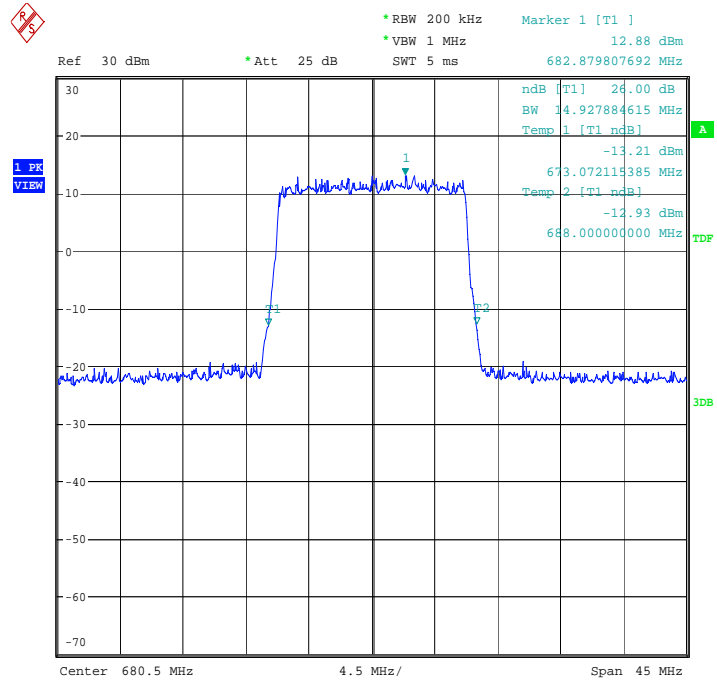
Date: 22.JAN.2020 14:18:18

LTE band 71, 15MHz Bandwidth, 16QAM (-26dBc BW)



Date: 22.JAN.2020 14:19:42

LTE band 71, 15MHz Bandwidth, 64QAM (-26dBc BW)

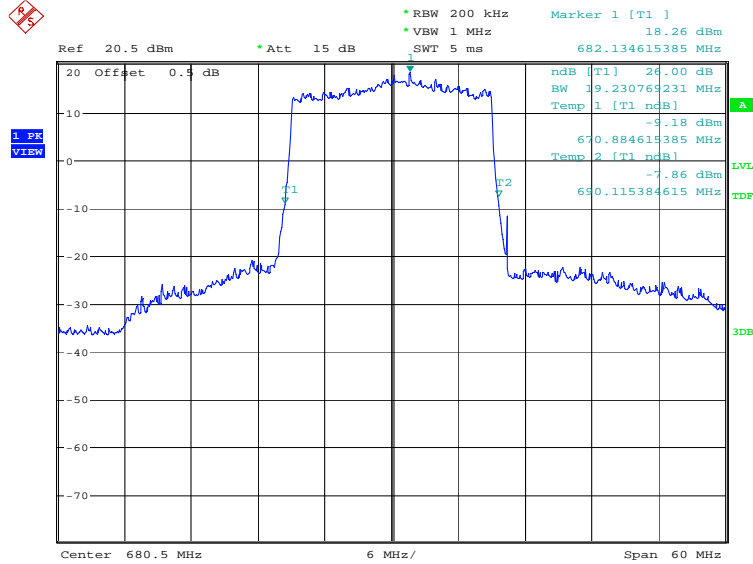


Date: 22.JAN.2020 18:12:14

LTE band 71, 20MHz (-26dBc)

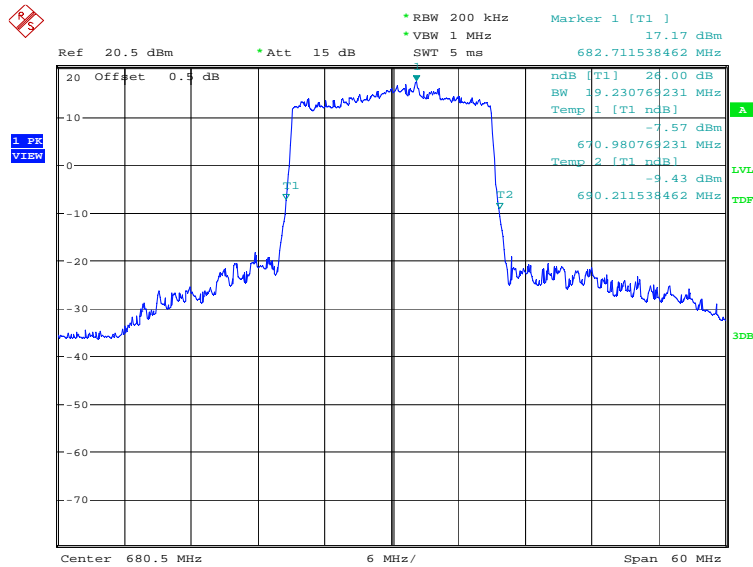
Frequency (MHz)	Occupied Bandwidth (-26dBc) (kHz)		
	QPSK	16QAM	64QAM
680.5	19230.77	19230.77	19519.2

LTE band 71, 20MHz Bandwidth, QPSK (-26dBc BW)



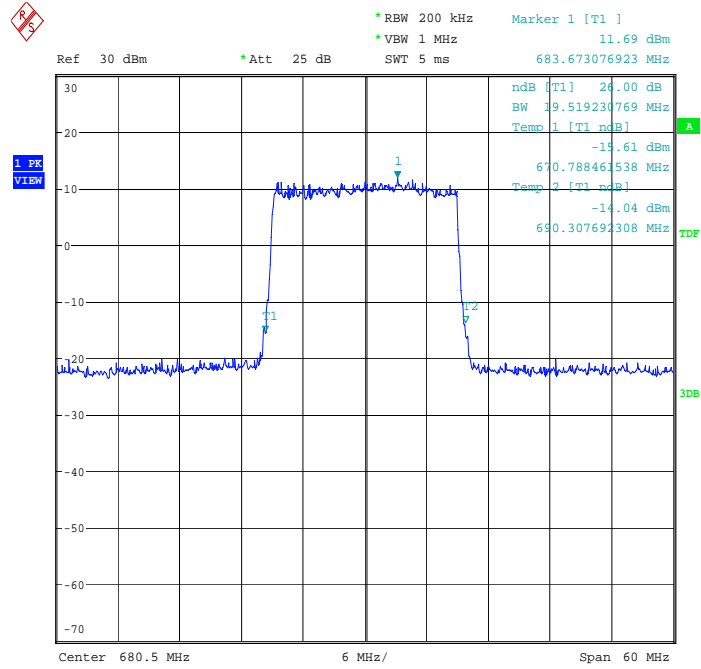
Date: 22.JAN.2020 14:21:57

LTE band 71, 20MHz Bandwidth, 16QAM (-26dBc BW)



Date: 22.JAN.2020 14:23:21

LTE band 71, 20MHz Bandwidth, 64QAM (-26dBc BW)



Date: 22..JAN.2020 18:13:09

A.6 BAND EDGE COMPLIANCE

A.6.1 Measurement limit

Part 22.917, Part 24.238 and Part 27.53(h) specify that the power of any emission outside of the authorized operating frequency ranges must be attenuated below the transmitting power (P) by a factor of at least $43 + 10 \log(P)$ dB.

According to KDB 971168, a relaxation of the reference bandwidth is often provided for measurements within a specified frequency range at the edge of the authorized frequency block/band. This is often implemented by permitting the use of a narrower RBW (typically limited to a minimum RBW of 1% of the OBW) for measuring the out-of-band emissions without a requirement to integrate the result over the full reference bandwidth.

The specification that emissions shall be attenuated below the transmitter power (P) by at least $43 + 10 \log(P)$ dB, translates in the relevant power range (1 to 0.001 W) to -13 dBm. At 1 W the specified minimum attenuation becomes 43 dB and relative to a 30 dBm (1 W) carrier becomes a limit of -13 dBm. At 0.001 W (0 dBm) the minimum attenuation is 13 dB, which again yields a limit of -13 dBm. In this way a translation of the specification from relative to absolute terms is carried out.

Part 27.53(m)(4) specifies for mobile digital stations, the attenuation factor shall be not less than $40 + 10 \log(P)$ dB on all frequencies between the channel edge and 5 megahertz from the channel edge, $43 + 10 \log(P)$ dB on all frequencies between 5 megahertz and X megahertz from the channel edge, and $55 + 10 \log(P)$ dB on all frequencies more than X megahertz from the channel edge, where X is the greater of 6 megahertz or the actual emission bandwidth as defined in paragraph (m)(6) of this section. In addition, the attenuation factor shall not be less than $43 + 10 \log(P)$ dB on all frequencies between 2490.5 MHz and 2496 MHz and $55 + 10 \log(P)$ dB at or below 2490.5 MHz. Mobile Satellite Service licensees operating on frequencies below 2495 MHz may also submit a documented interference complaint against BRS licensees operating on channel BRS Channel 1 on the same terms and conditions as adjacent channel BRS or EBS licensees.

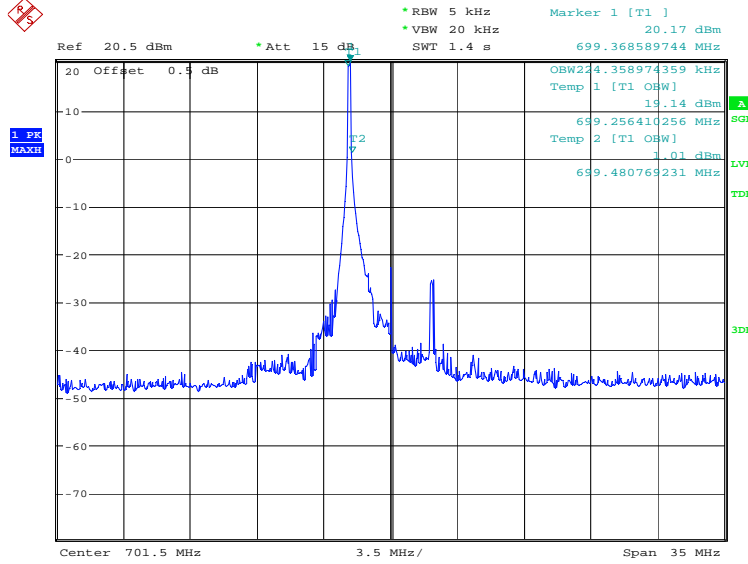
Part 27.53(c) states for operations in the 746-758 MHz band and the 776-788 MHz band, the power of any emission outside the licensee's frequency band(s) of operation shall be attenuated below the transmitter power (P) within the licensed band(s) of operation, measured in watts, in accordance with the following:(1) On any frequency outside the 746-758 MHz band, the power of any emission shall be attenuated outside the band below the transmitter power (P) by at least $43 + 10 \log(P)$ dB;(2) On any frequency outside the 776-788 MHz band, the power of any emission shall be attenuated outside the band below the transmitter power (P) by at least $43 + 10 \log(P)$ dB;(4) On all frequencies between 763-775 MHz and 793-805 MHz, by a factor not less than $65 + 10 \log(P)$ dB in a 6.25 kHz band segment, for mobile and portable stations.

Part 90.691 states that out-of-band emission requirement shall apply only to the "outer" channels included in an EA license and to spectrum adjacent to interior channels used by incumbent licensees. The emission limits are as follows:For any frequency removed from the EA licensee's frequency block by up to and including 37.5 kHz, the power of any emission shall be attenuated



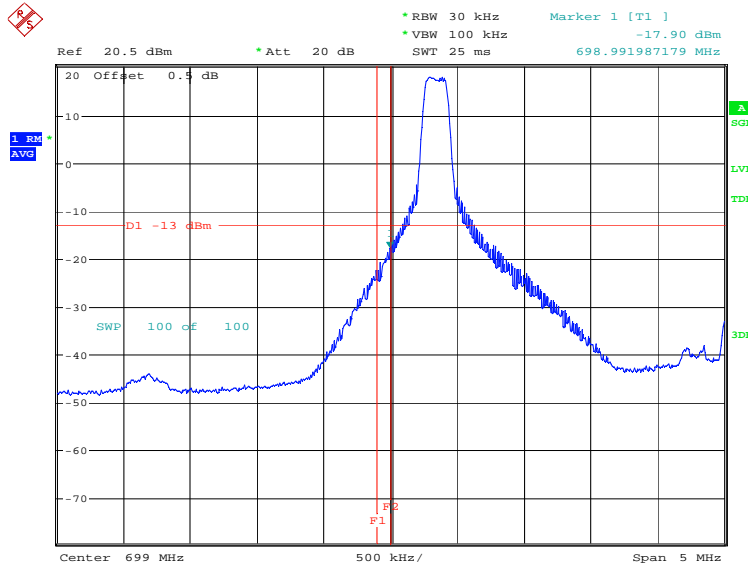
below the transmitter power (P) in watts by at least $116\text{Log}_{10}(f/6.1)$ decibels or $50 + 10 \text{Log}_{10}(P)$ decibels or 80 decibels, whichever is the lesser attenuation, where f is the frequency removed from the center of the outer channel in the block in kilohertz and where f is greater than 12.5 kHz. For any frequency removed from the EA licensee's frequency block greater than 37.5 kHz, the power of any emission shall be attenuated below the transmitter power (P) in watts by at least $43 + 10\text{Log}_{10}(P)$ decibels or 80 decibels, whichever is the lesser attenuation, where f is the frequency removed from the center of the outer channel in the block in kilohertz and where f is greater than 37.5 kHz.

A.6.2 Measurement result
Only the worst case result is given below
LTE band 12
OBW: 1RB-low_offset



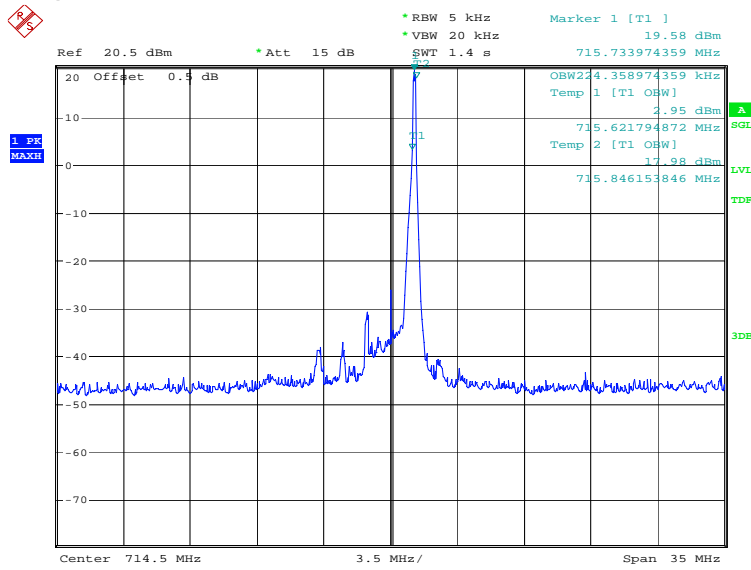
Date: 2.MAR.2020 09:21:50

LOW BAND EDGE BLOCK-1RB-low_offset



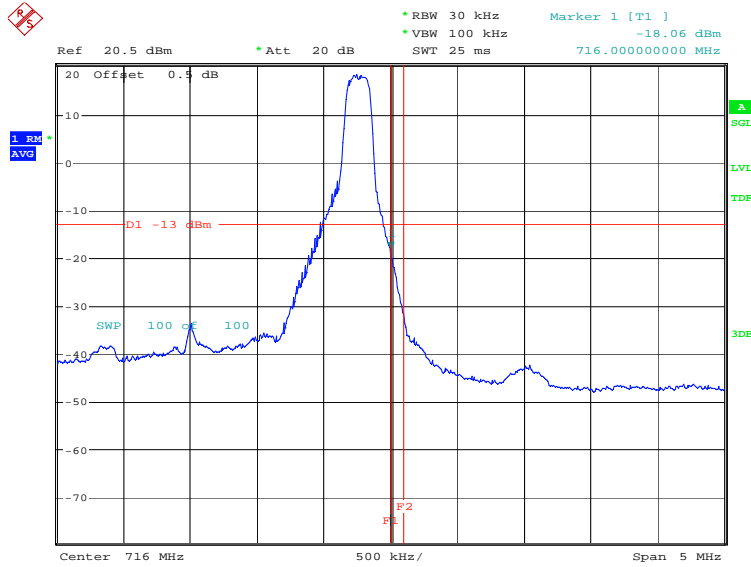
Date: 2.MAR.2020 09:23:28

OBW: 1RB-high_offset



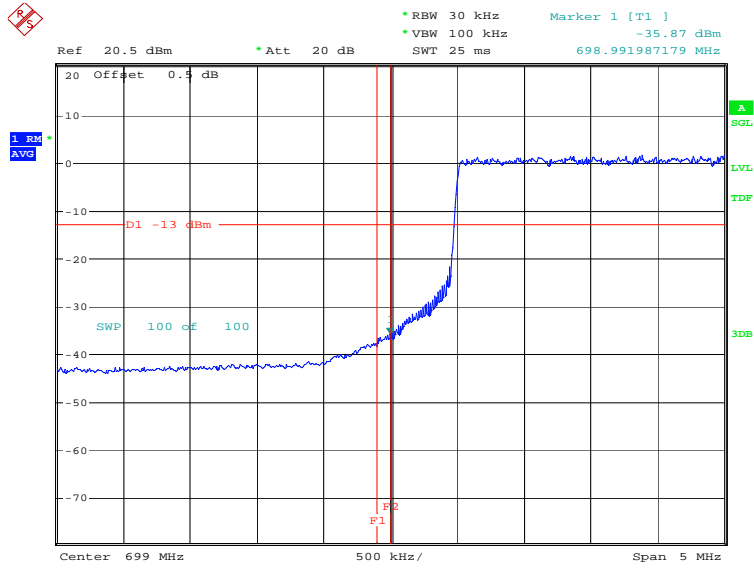
Date: 2.MAR.2020 09:27:27

HIGH BAND EDGE BLOCK-1RB-high_offset



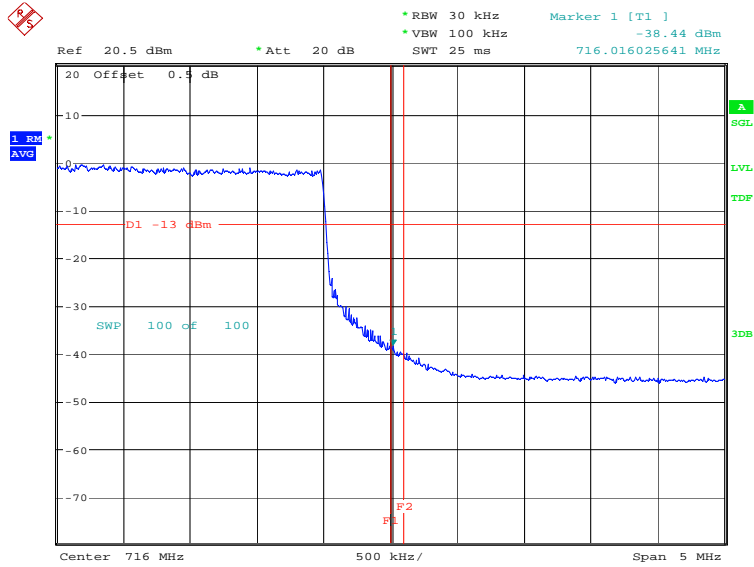
Date: 2.MAR.2020 09:29:06

LOW BAND EDGE BLOCK-10MHz-100%RB



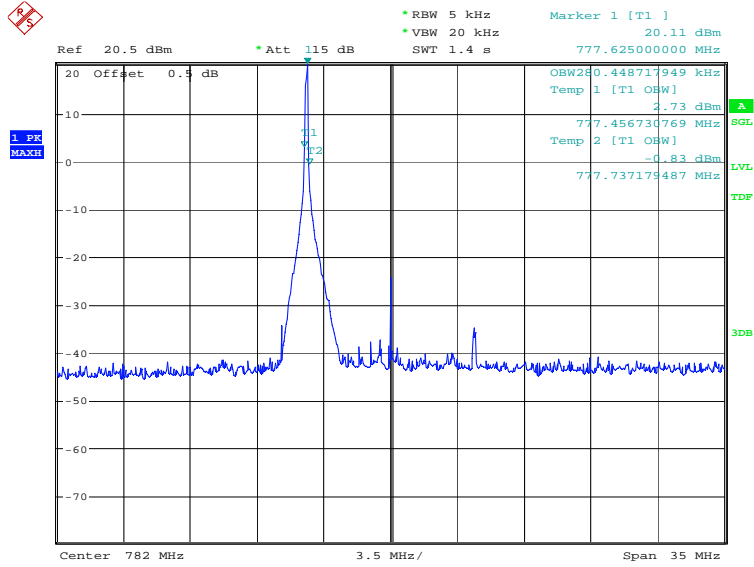
Date: 2.MAR.2020 09:25:28

HIGH BAND EDGE BLOCK-10MHz-100%RB



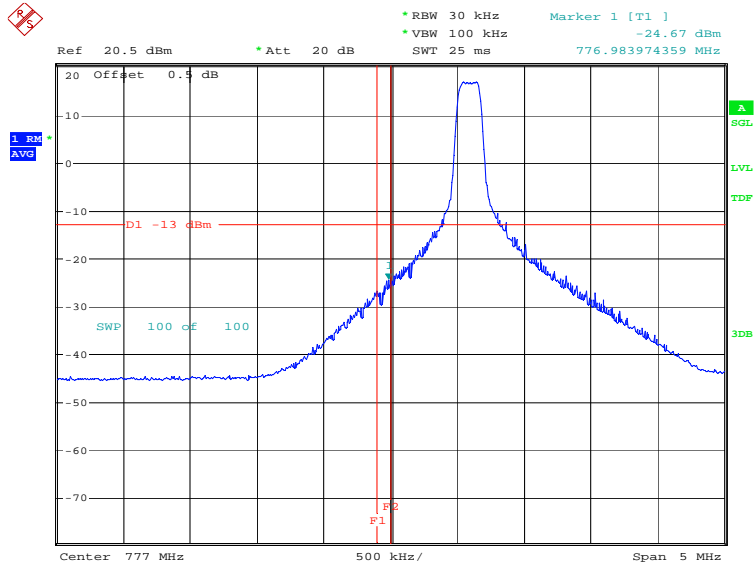
Date: 2.MAR.2020 09:31:05

LTE band 13
OBW: 1RB-low_offset

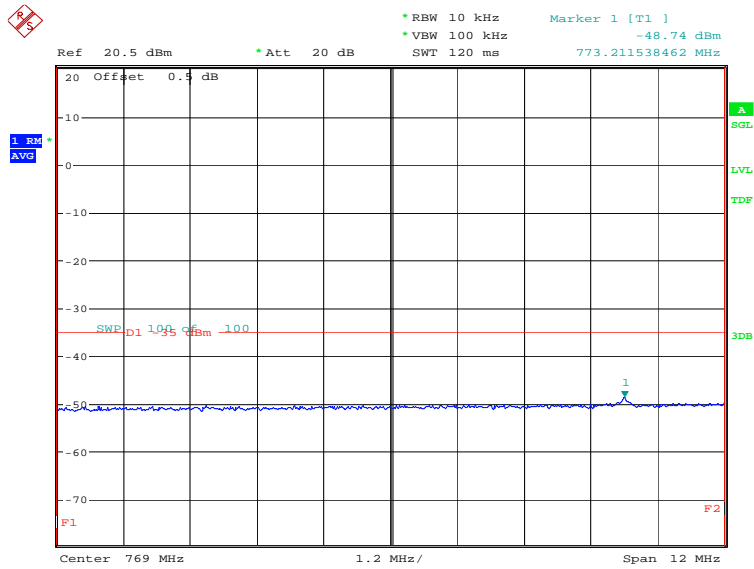


Date: 2.MAR.2020 09:32:26

LOW BAND EDGE BLOCK-1RB-low_offset

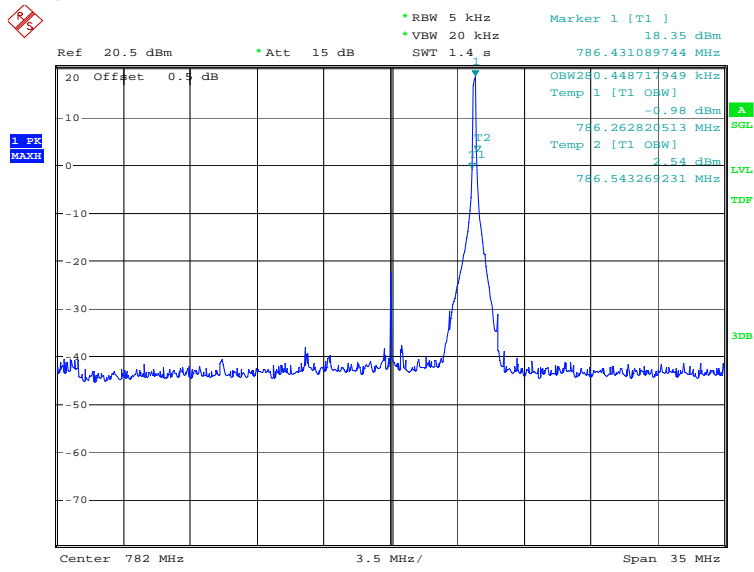


Date: 2.MAR.2020 09:34:04



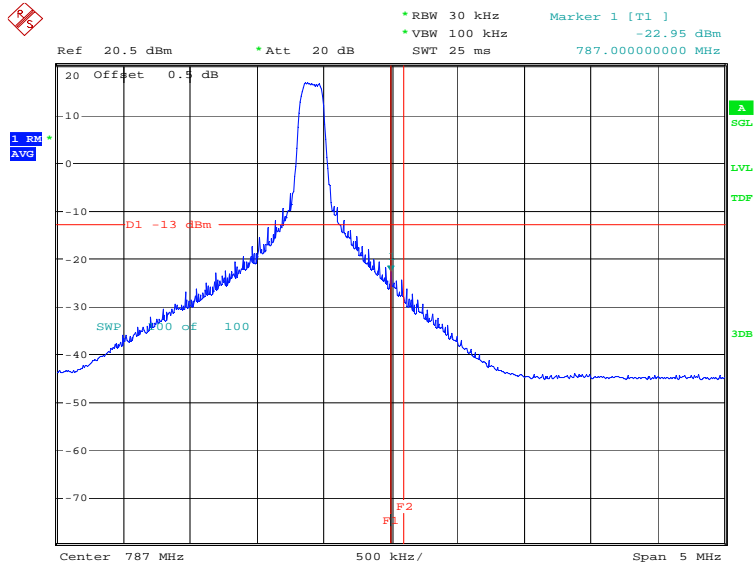
Date: 2.MAR.2020 09:35:42

OBW: 1RB-high_offset

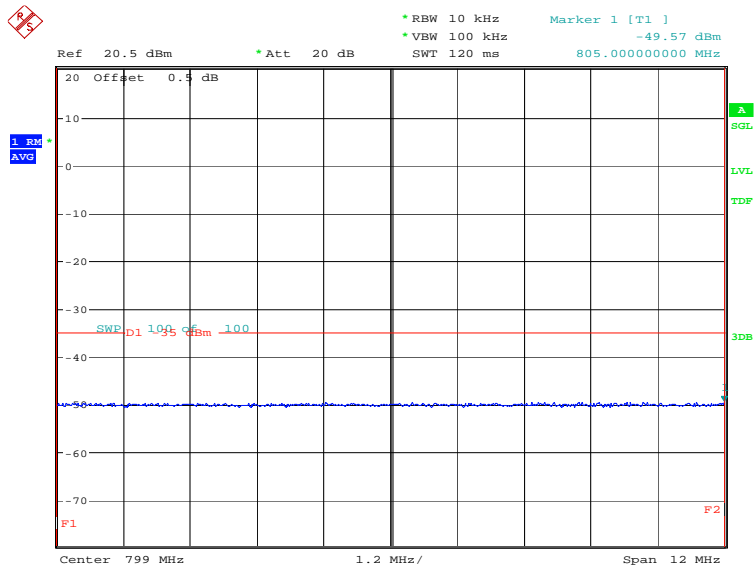


Date: 2.MAR.2020 09:40:29

HIGH BAND EDGE BLOCK-1RB-high_offset

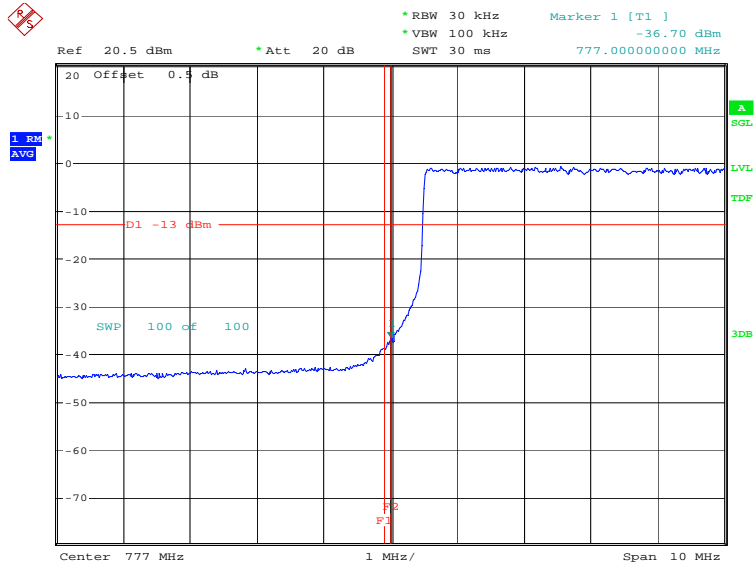


Date: 2.MAR.2020 09:42:07

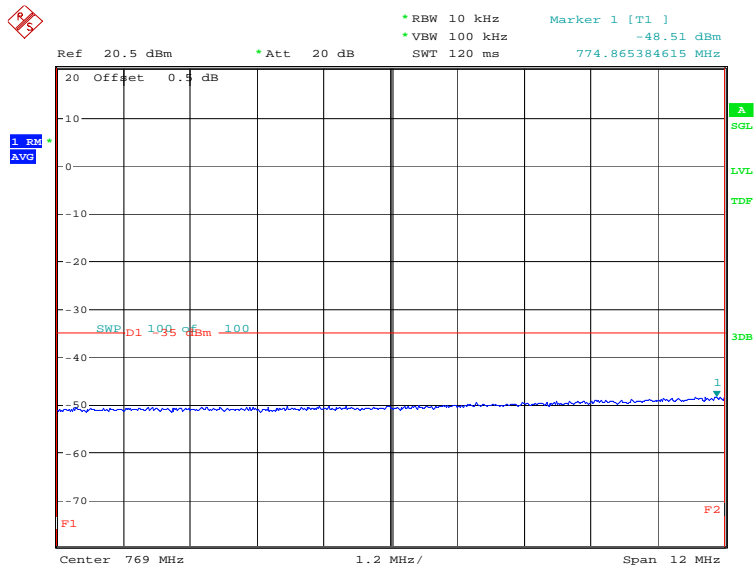


Date: 2.MAR.2020 09:43:45

LOW BAND EDGE BLOCK-10MHz-100%RB

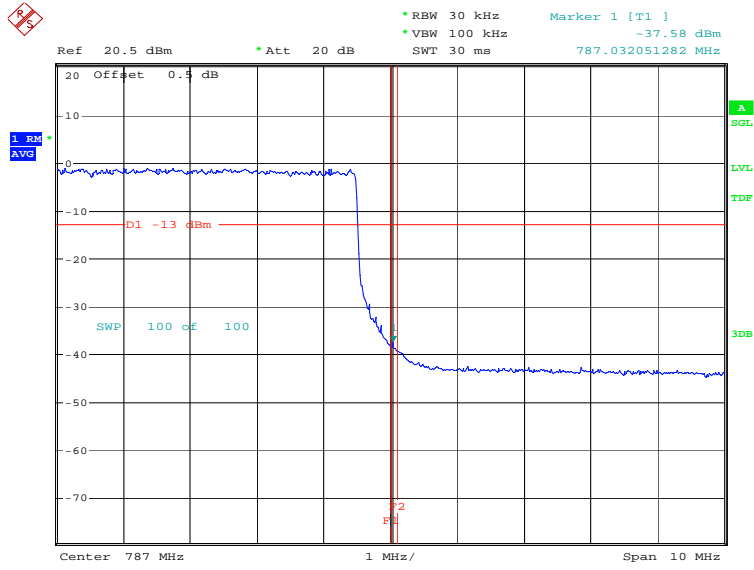


Date: 2.MAR.2020 09:37:33

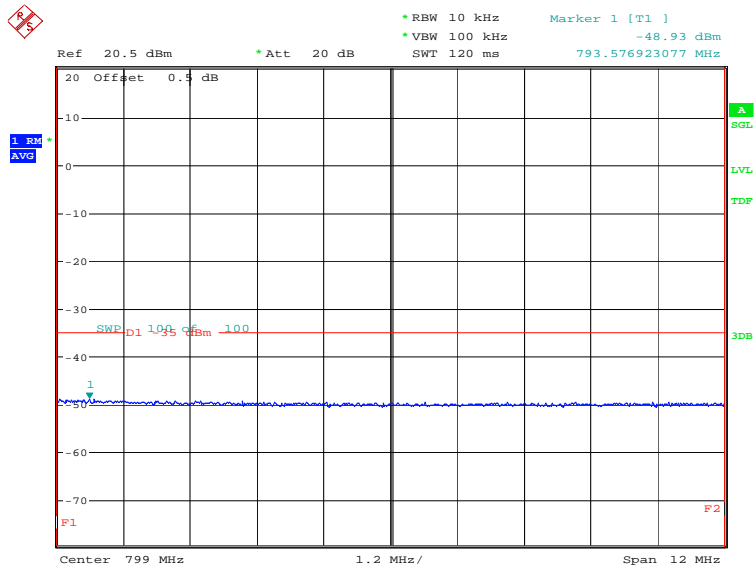


Date: 2.MAR.2020 09:39:11

HIGH BAND EDGE BLOCK-10MHz-100%RB

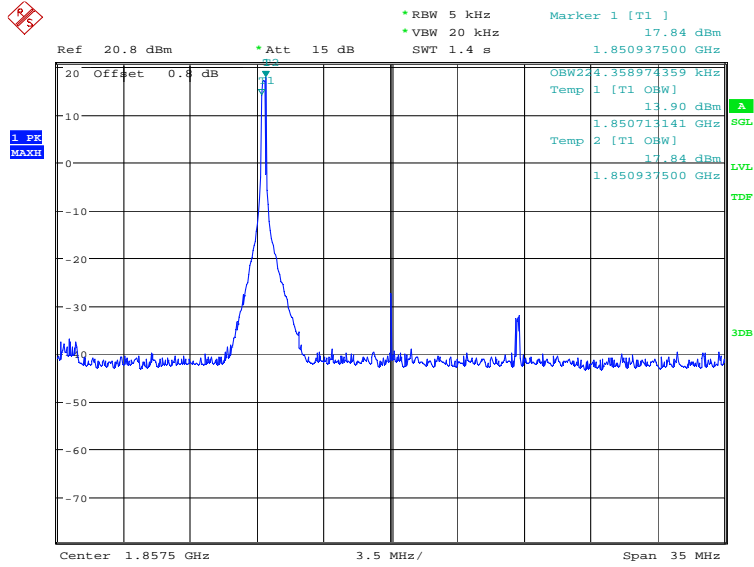


Date: 2.MAR.2020 09:45:36



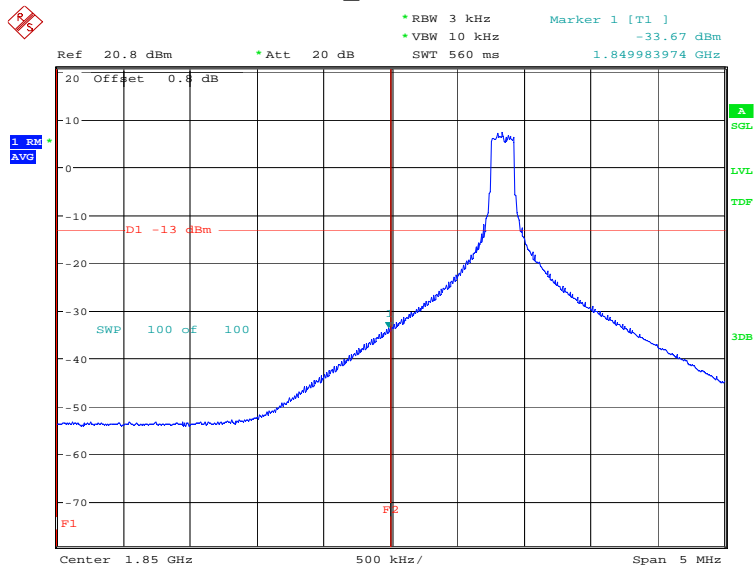
Date: 2.MAR.2020 09:47:14

LTE band 25
OBW: 1RB-low_offset



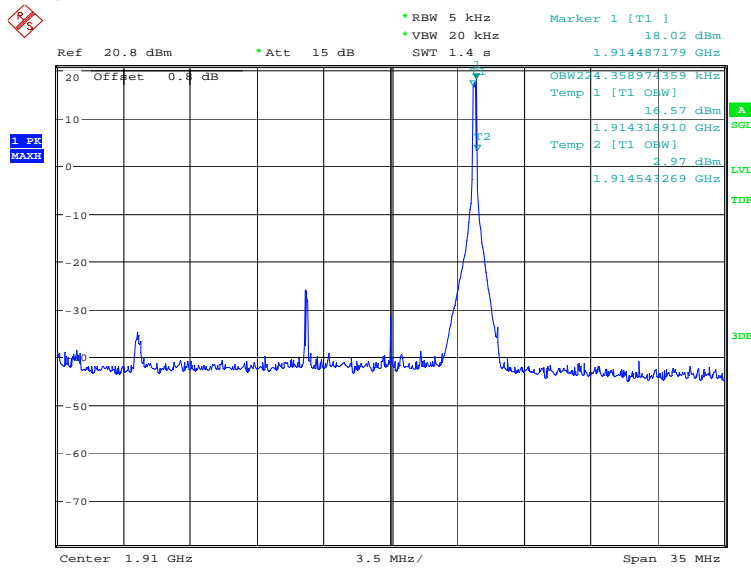
Date: 2.MAR.2020 09:48:41

LOW BAND EDGE BLOCK-1RB-low_offset



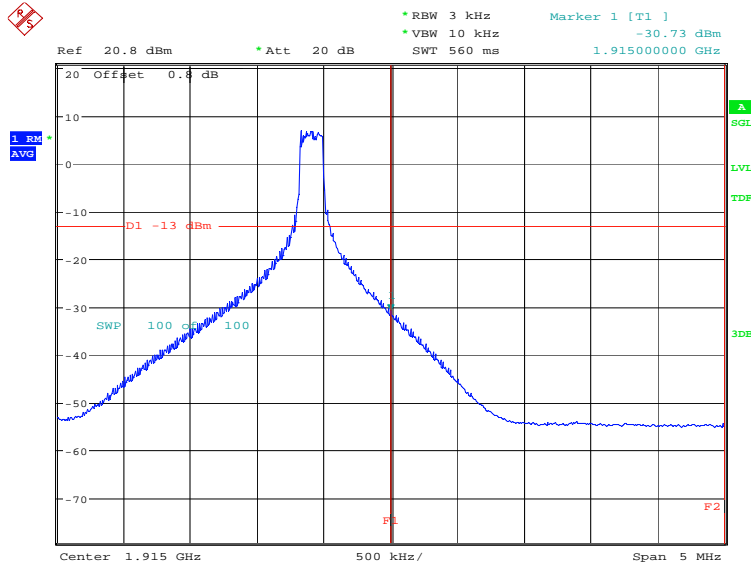
Date: 2.MAR.2020 09:50:19

OBW: 1RB-high_offset



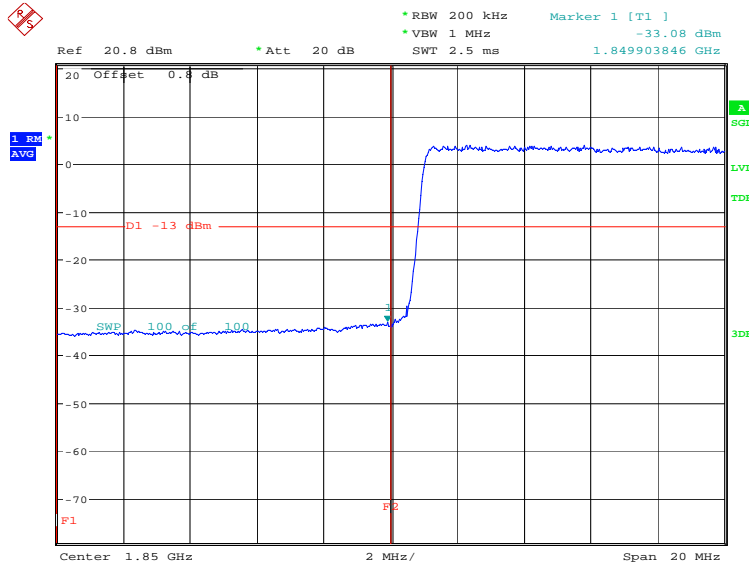
Date: 2.MAR.2020 09:54:17

HIGH BAND EDGE BLOCK-1RB-high_offset



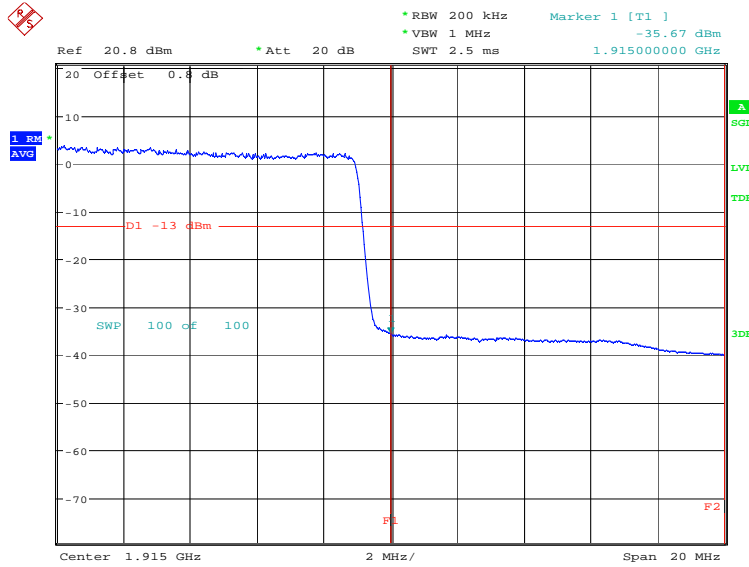
Date: 2.MAR.2020 09:55:55

LOW BAND EDGE BLOCK-20MHz-100%RB



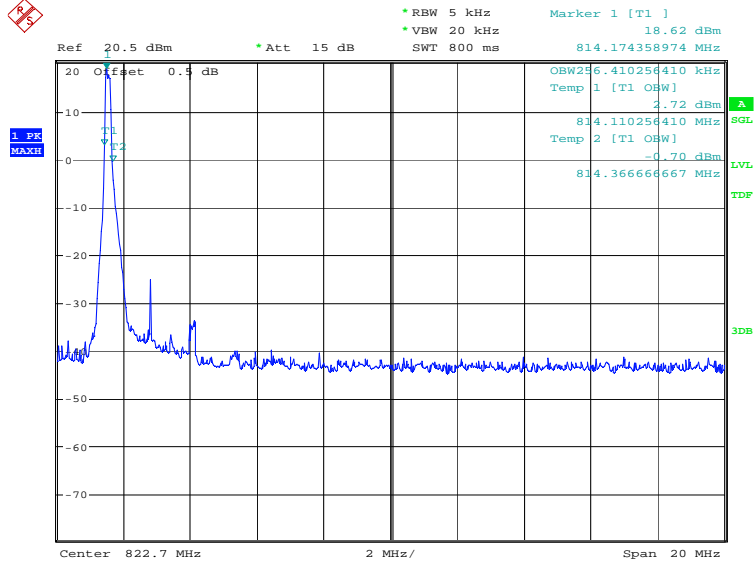
Date: 2.MAR.2020 09:52:18

HIGH BAND EDGE BLOCK-20MHz-100%RB



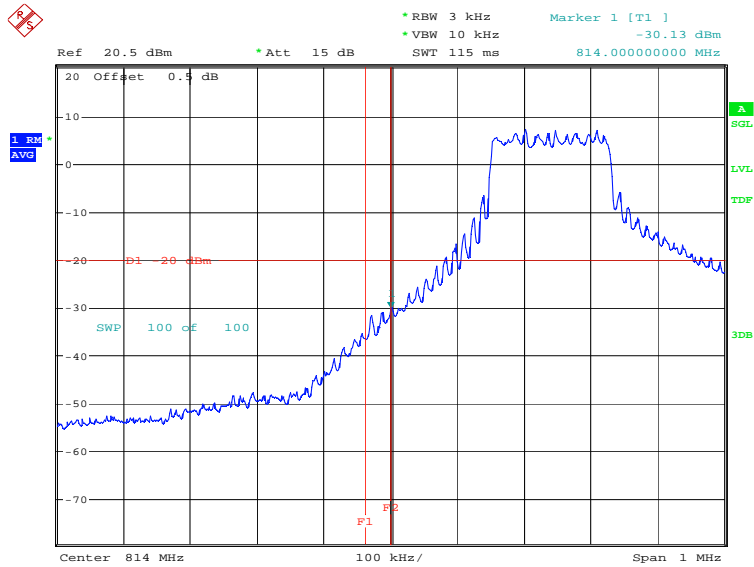
Date: 2.MAR.2020 09:57:54

LTE band 26(814MHz~824MHz)
OBW: 1RB-low_offset



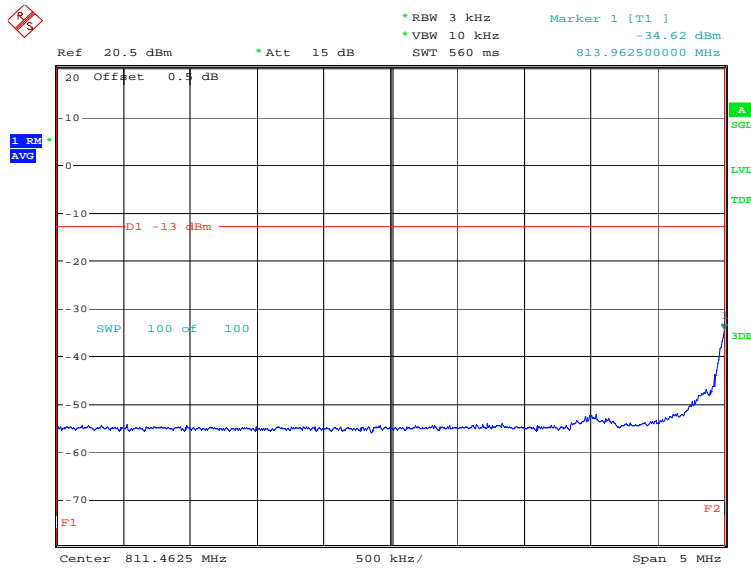
Date: 2.MAR.2020 11:01:21

LOW BAND EDGE BLOCK-1RB-low_offset



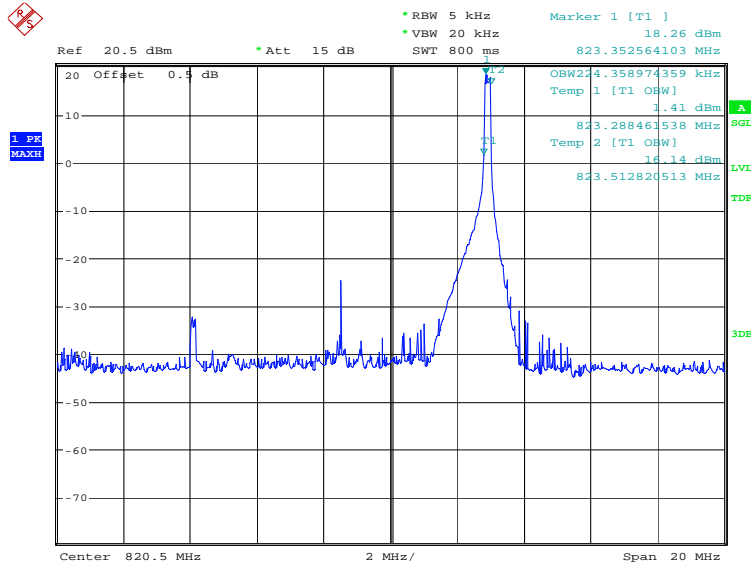
Date: 2.MAR.2020 11:03:16

LOW Emission Mask -1RB-low_offset



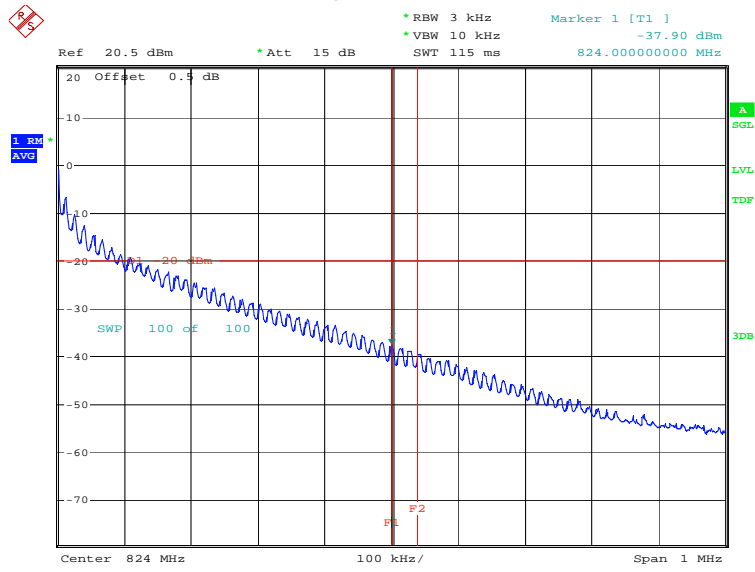
Date: 2.MAR.2020 11:05:57

OBW: 1RB-high_offset



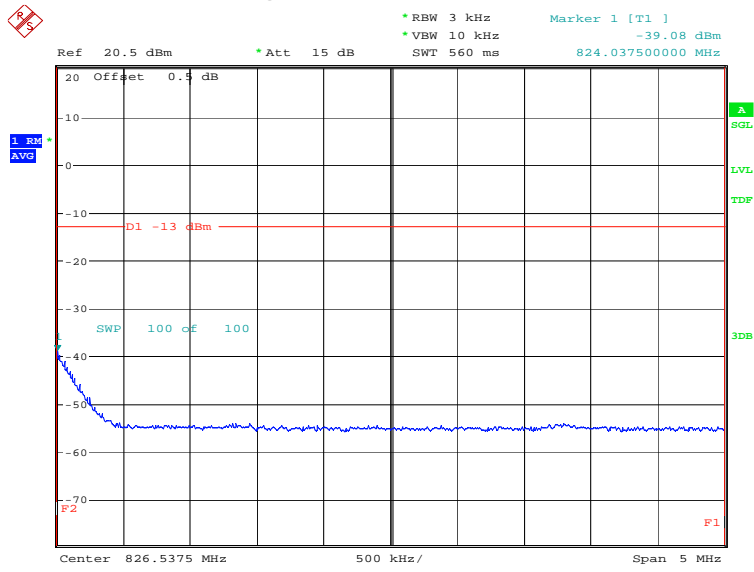
Date: 2.MAR.2020 11:11:08

HIGH BAND EDGE BLOCK-1RB-high_offset



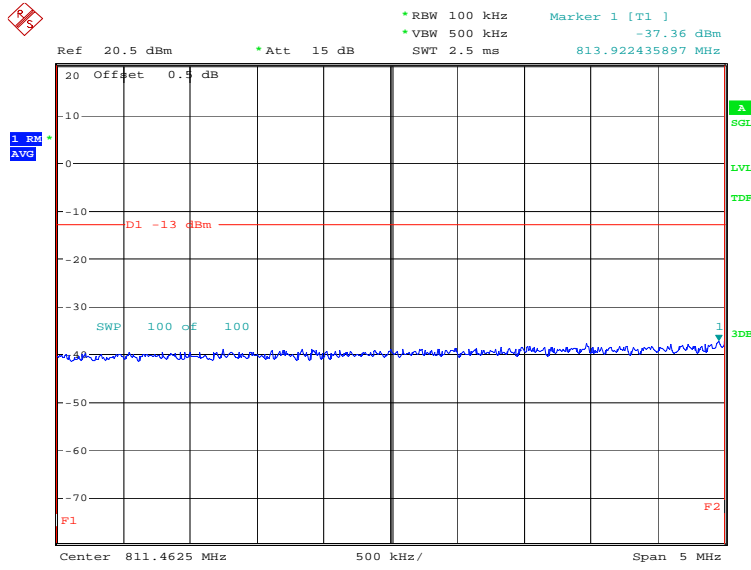
Date: 2.MAR.2020 11:13:03

HIGH Emission Mask -1RB-high_offset



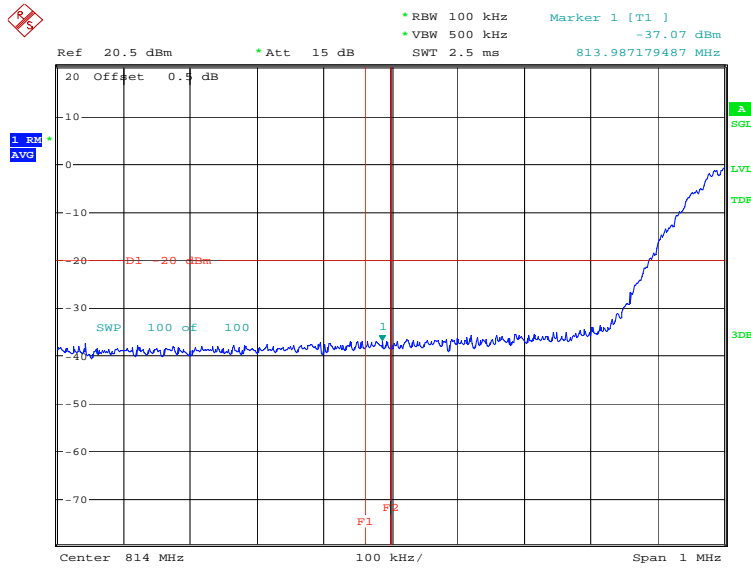
Date: 2.MAR.2020 11:15:44

LOW Emission Mask -10MHz-100%RB



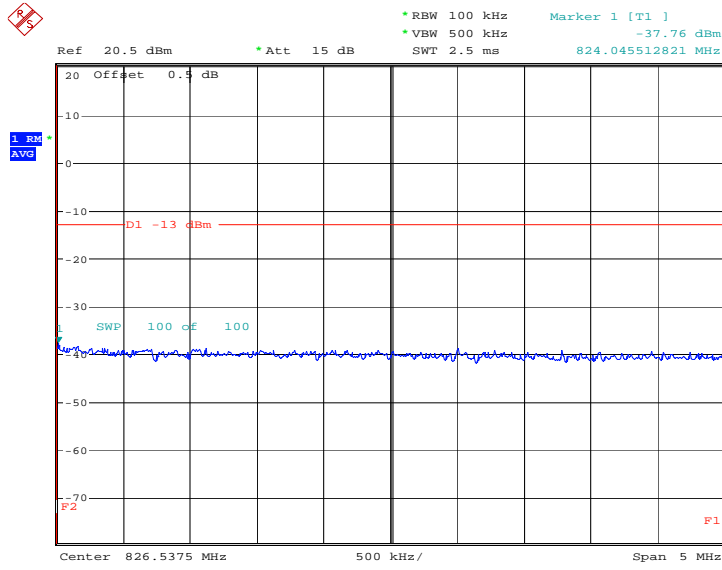
Date: 2.MAR.2020 11:09:49

LOW BAND EDGE BLOCK-10MHz-100%RB



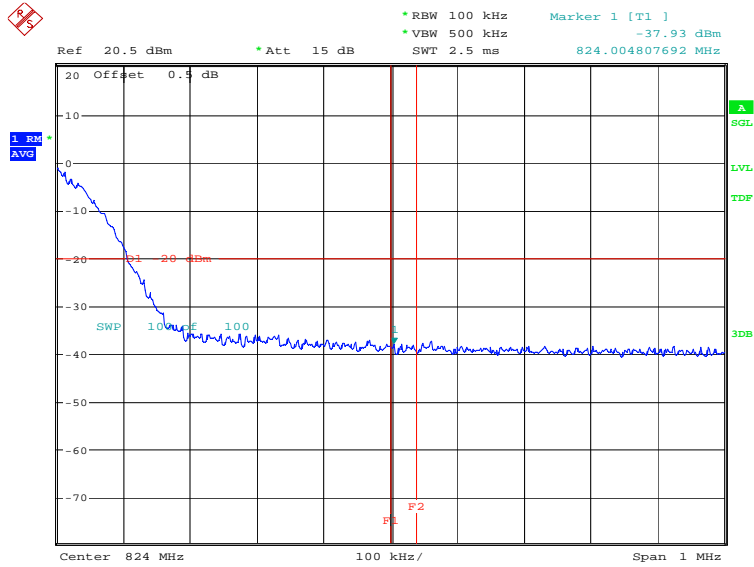
Date: 2.MAR.2020 11:08:03

HIGH Emission Mask -10MHz-100%RB



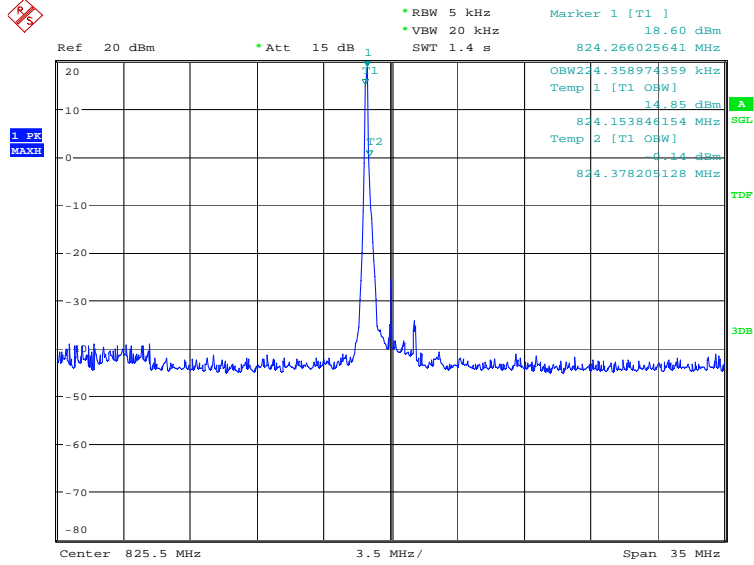
Date: 2.MAR.2020 11:19:28

HIGH BAND EDGE BLOCK-10MHz-100%RB



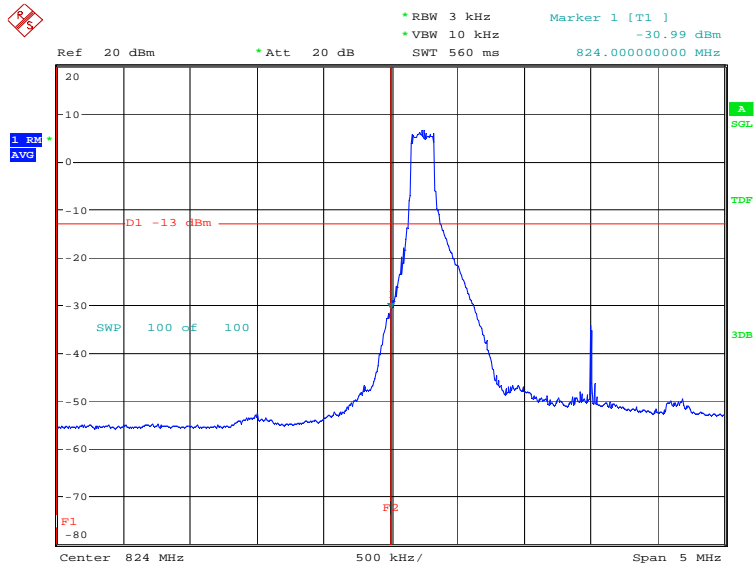
Date: 2.MAR.2020 11:17:42

LTE band 26(824MHz~849MHz)
OBW: 1RB-low_offset



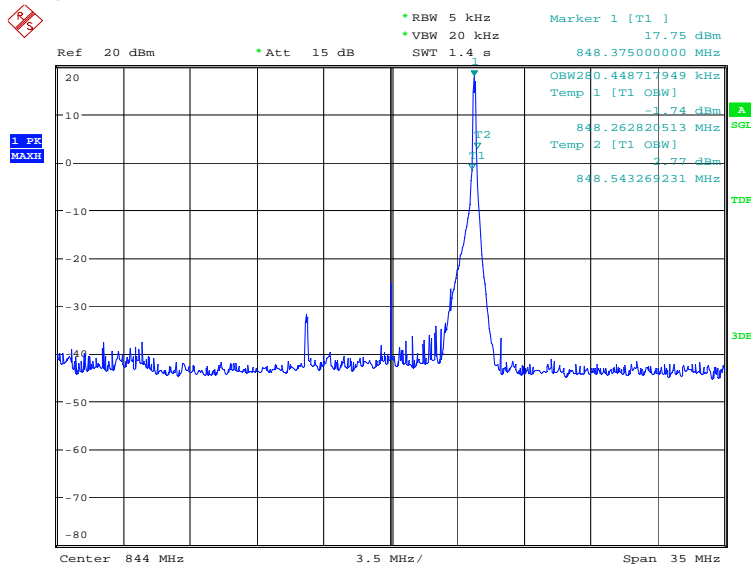
Date: 2.MAR.2020 09:59:21

LOW BAND EDGE BLOCK-1RB-low_offset



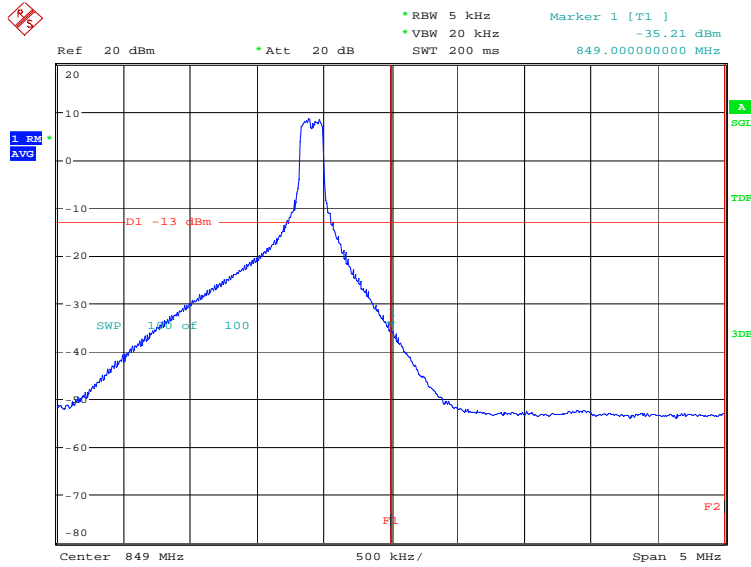
Date: 2.MAR.2020 10:00:59

OBW: 1RB-high_offset



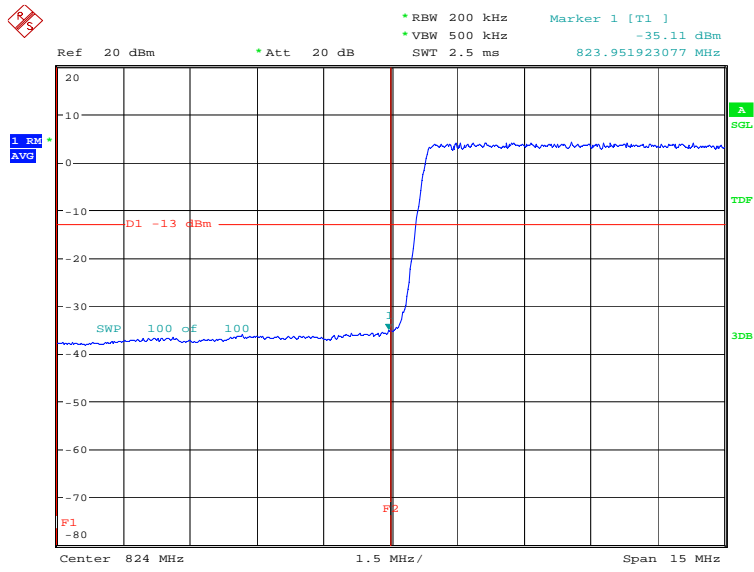
Date: 2.MAR.2020 10:05:39

HIGH BAND EDGE BLOCK-1RB-high_offset



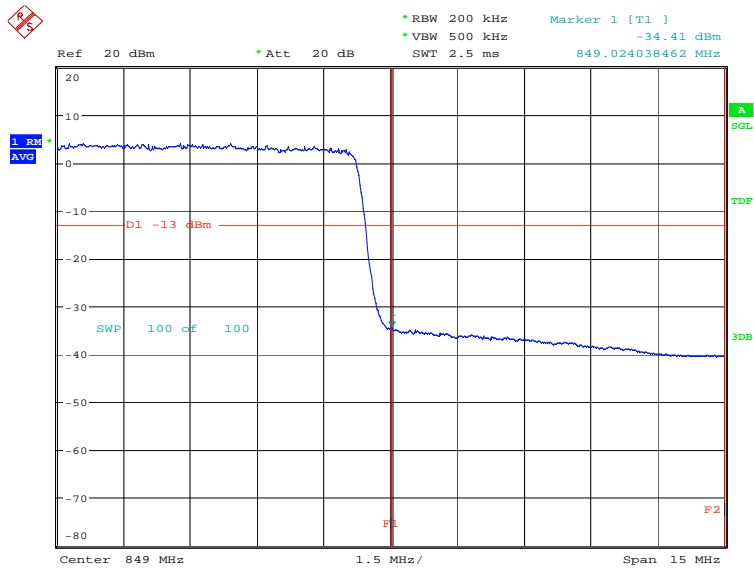
Date: 2.MAR.2020 10:07:17

LOW BAND EDGE BLOCK-15MHz-100%RB



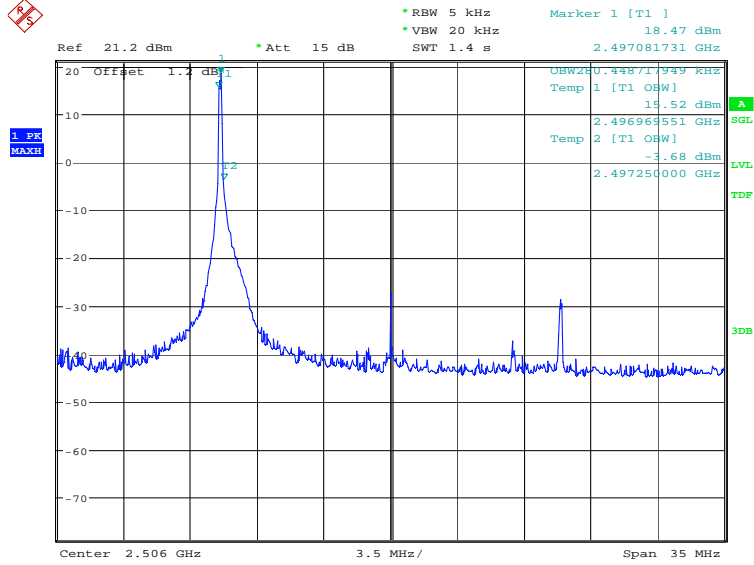
Date: 2.MAR.2020 10:03:41

HIGH BAND EDGE BLOCK-15MHz-100%RB



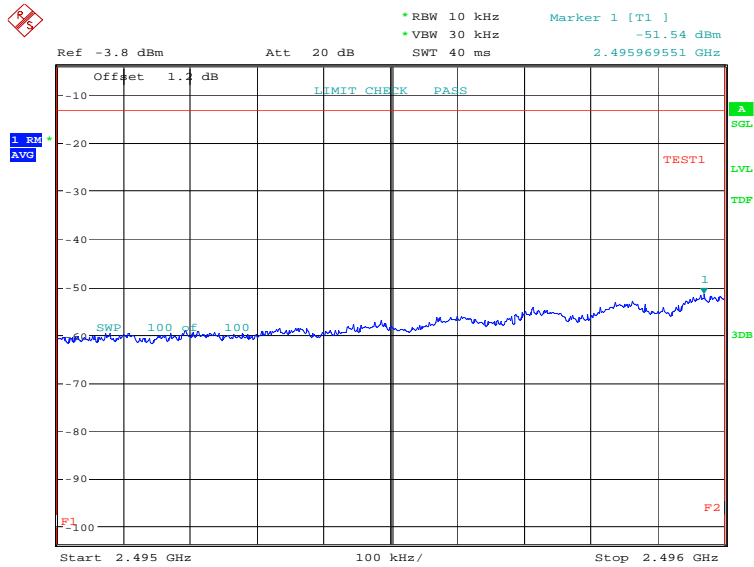
Date: 2.MAR.2020 10:09:16

LTE band 41(PC2)
OBW: 1RB-low_offset

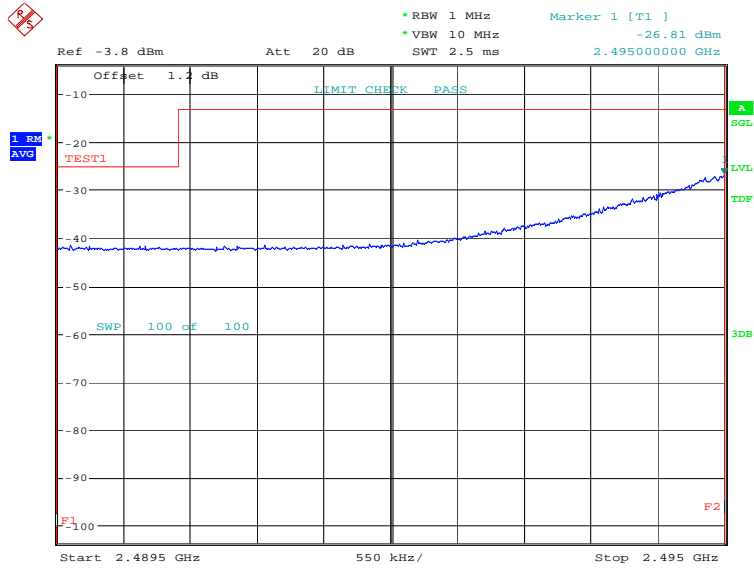


Date: 2.MAR.2020 10:21:05

LOW BAND EDGE BLOCK-1RB-low_offset

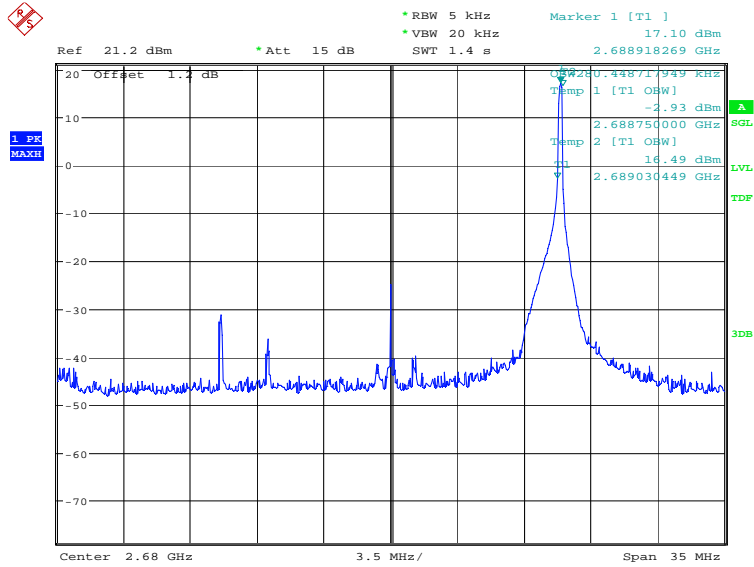


Date: 2.MAR.2020 10:22:49



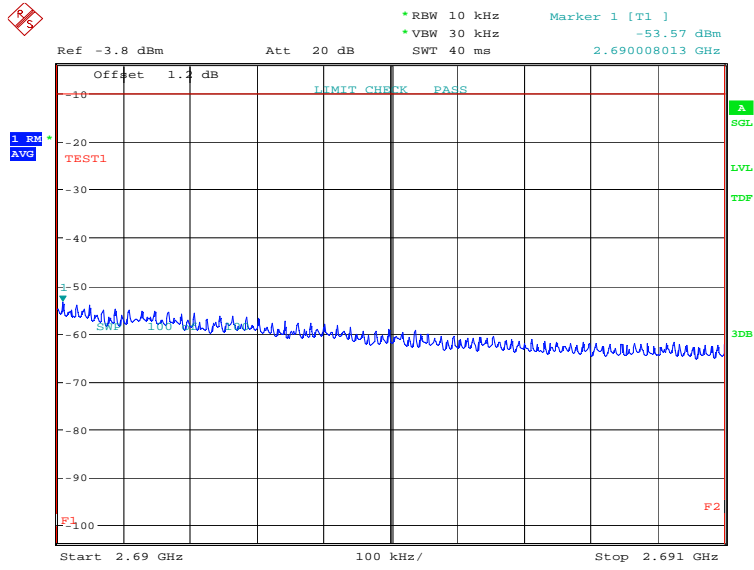
Date: 2.MAR.2020 10:24:28

OBW: 1RB-high_offset

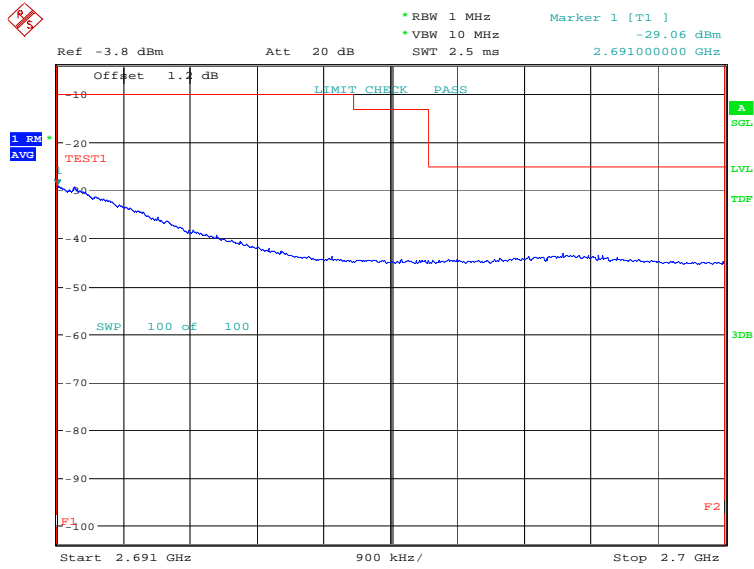


Date: 2.MAR.2020 10:32:41

HIGH BAND EDGE BLOCK-1RB-high_offset

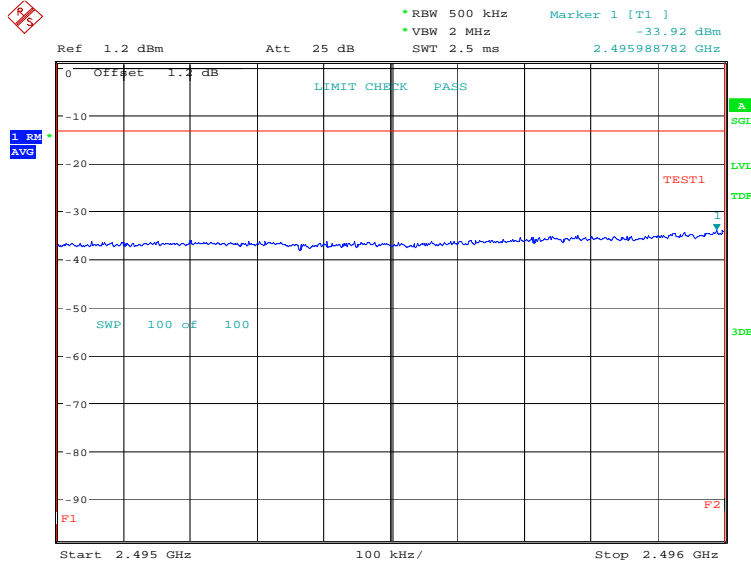


Date: 2.MAR.2020 10:34:25

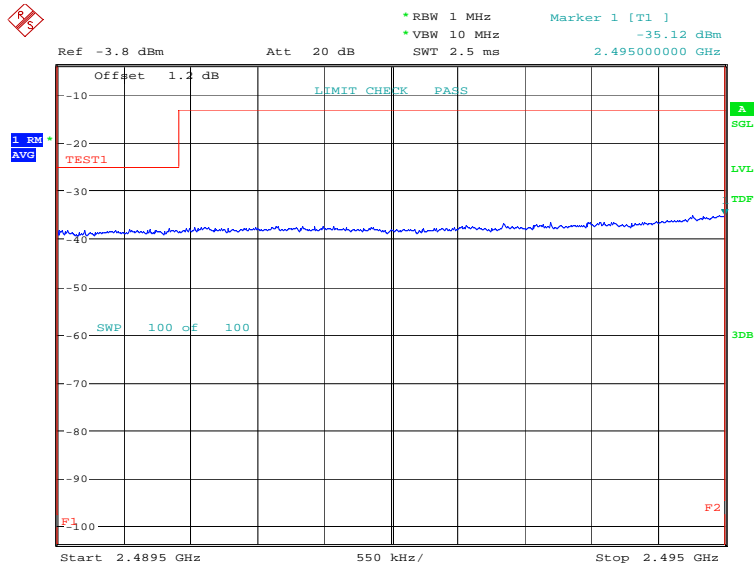


Date: 2.MAR.2020 10:36:04

LOW BAND EDGE BLOCK-20MHz-100%RB

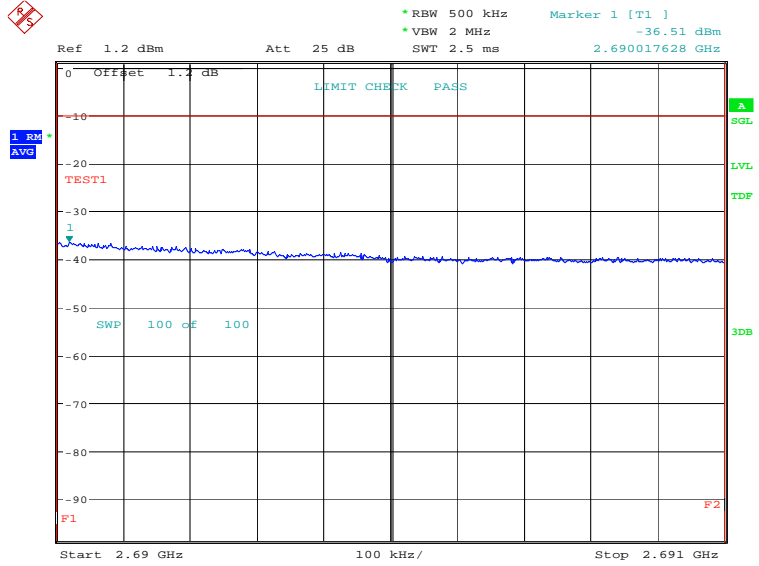


Date: 2.MAR.2020 10:28:03

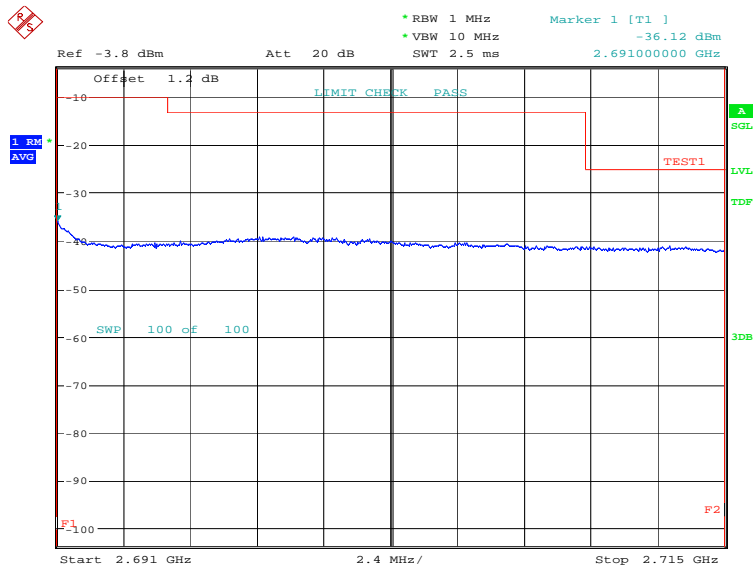


Date: 2.MAR.2020 10:29:42

HIGH BAND EDGE BLOCK-20MHz-100%RB

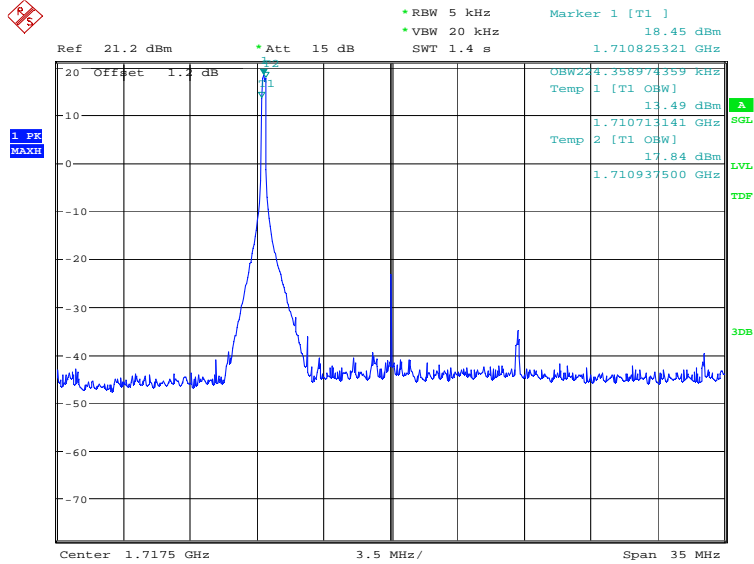


Date: 2.MAR.2020 10:39:39



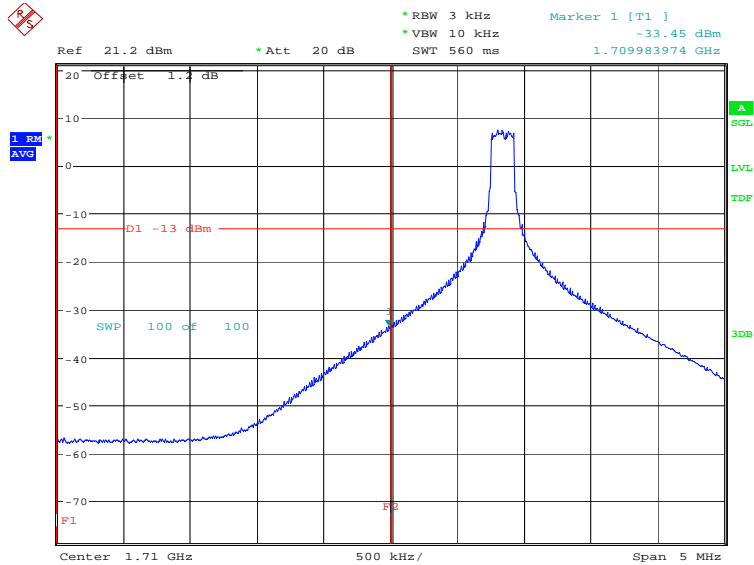
Date: 2.MAR.2020 10:41:18

LTE band 66
OBW: 1RB-low_offset



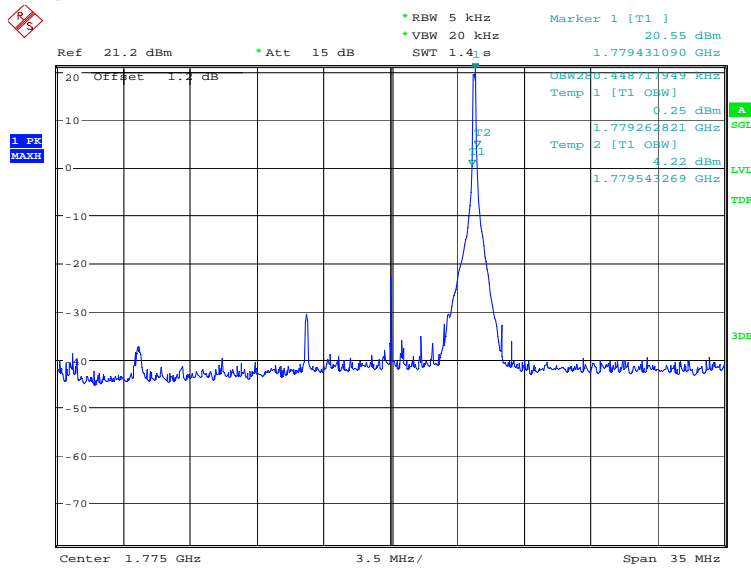
Date: 2.MAR.2020 10:10:37

LOW BAND EDGE BLOCK-1RB-low_offset



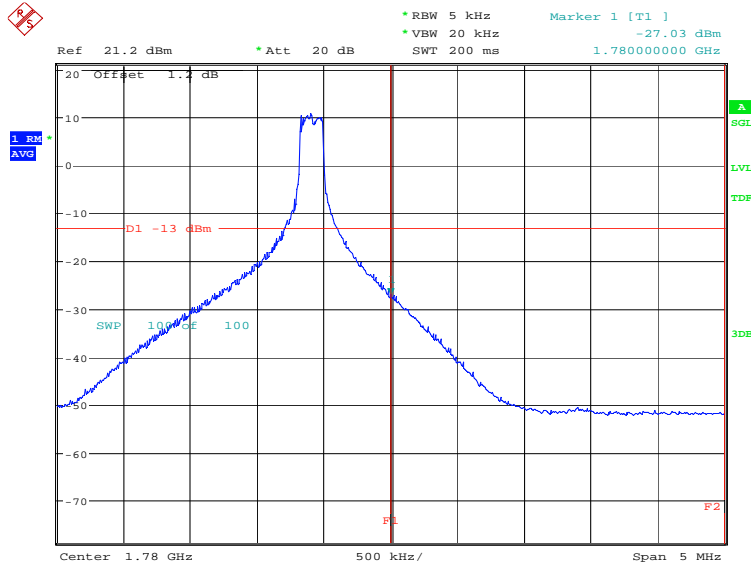
Date: 2.MAR.2020 10:12:15

OBW: 1RB-high_offset



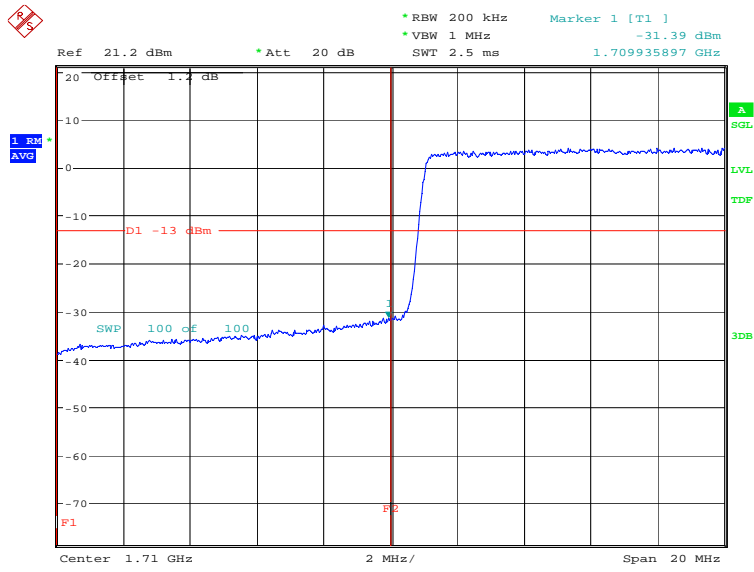
Date: 2.MAR.2020 10:15:29

HIGH BAND EDGE BLOCK-1RB-high_offset



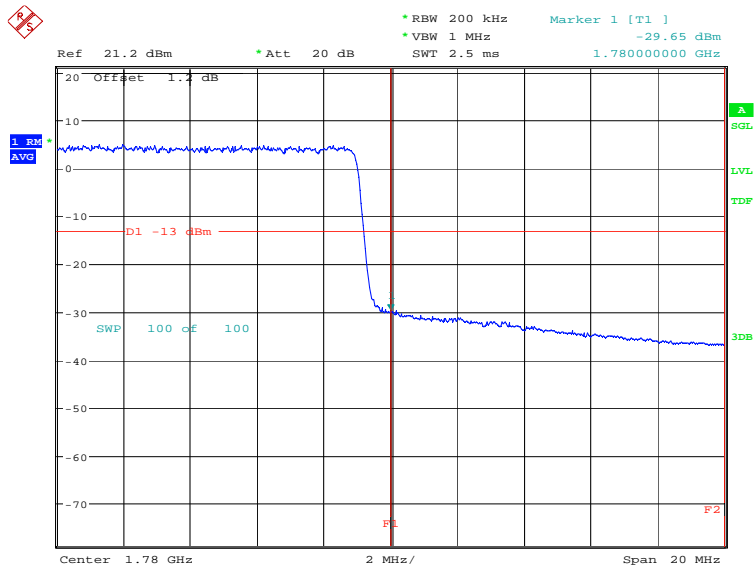
Date: 2.MAR.2020 10:17:07

LOW BAND EDGE BLOCK-20MHz-100%RB



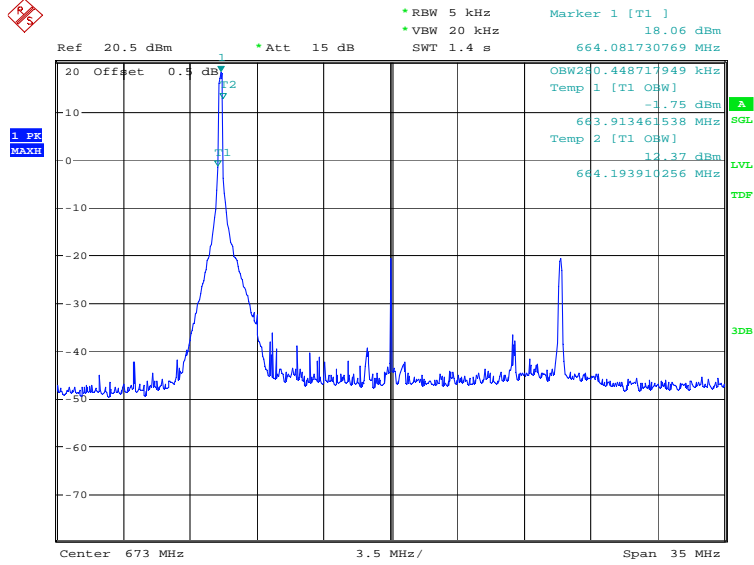
Date: 2.MAR.2020 10:14:08

HIGH BAND EDGE BLOCK-20MHz-100%RB



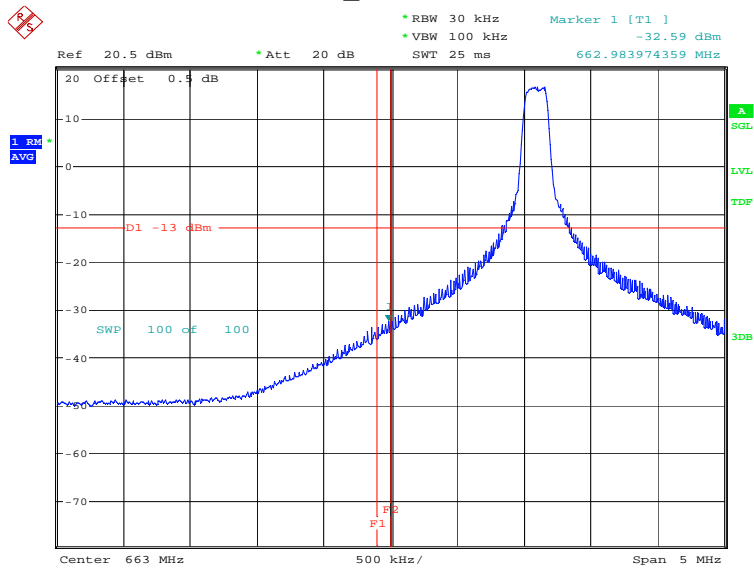
Date: 2.MAR.2020 10:19:06

LTE band 71
OBW: 1RB-low_offset



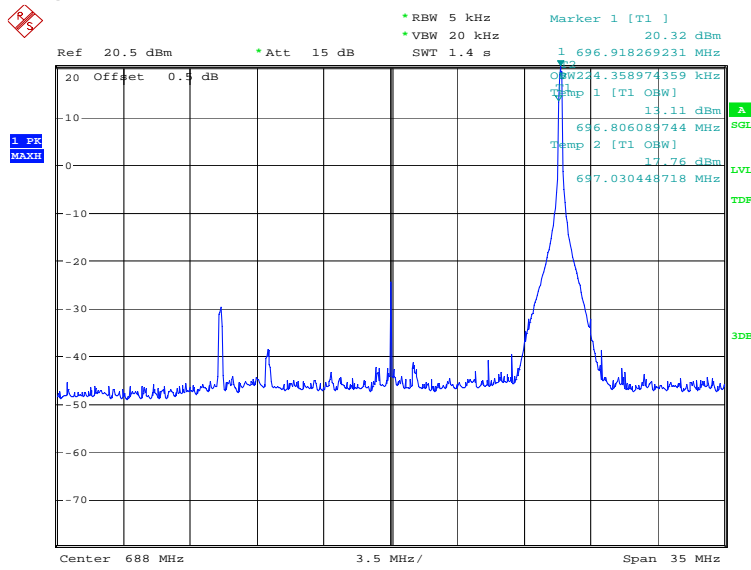
Date: 2.MAR.2020 11:25:26

LOW BAND EDGE BLOCK-1RB-low_offset



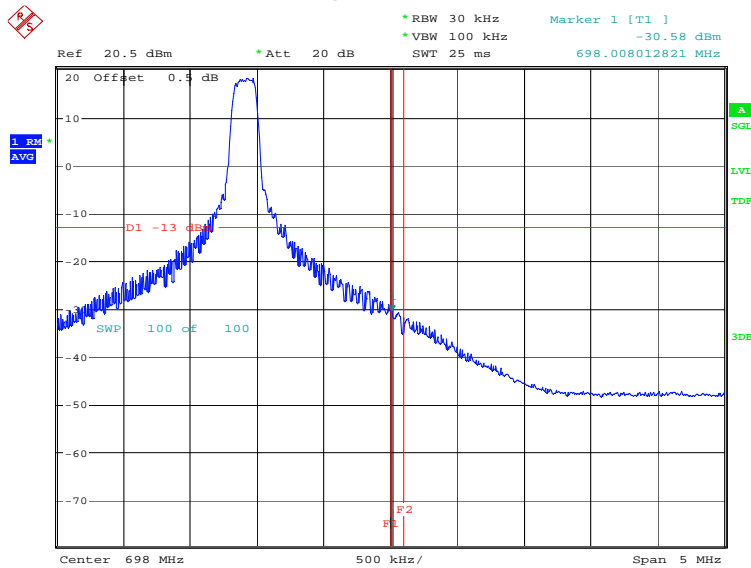
Date: 2.MAR.2020 11:27:04

OBW: 1RB-high_offset



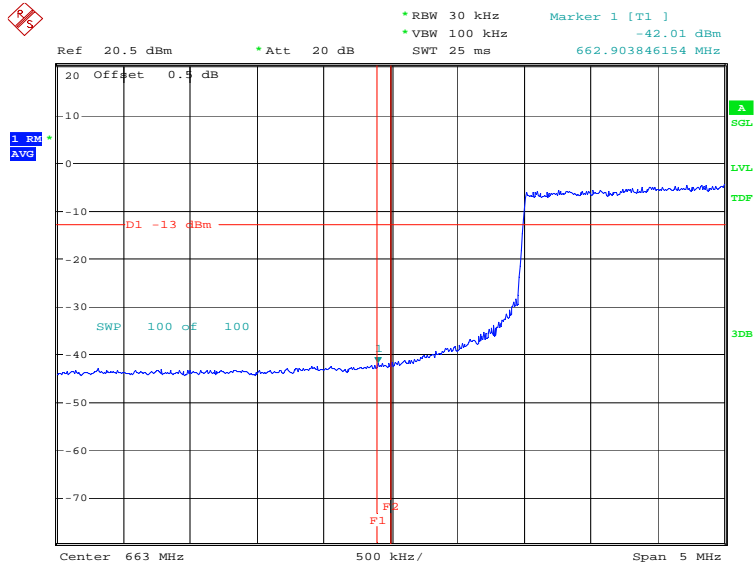
Date: 2.MAR.2020 11:30:17

HIGH BAND EDGE BLOCK-1RB-high_offset



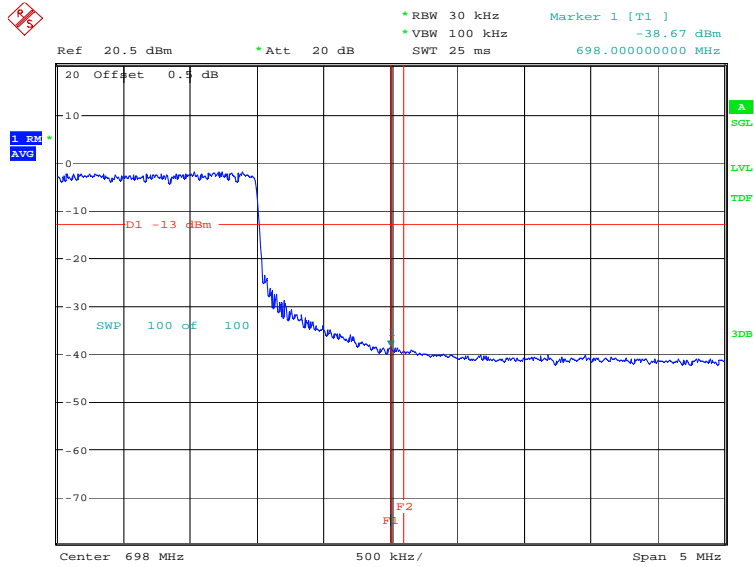
Date: 2.MAR.2020 11:31:55

LOW BAND EDGE BLOCK-20MHz-100%RB



Date: 2.MAR.2020 11:28:57

HIGH BAND EDGE BLOCK-20MHz-100%RB



Date: 2.MAR.2020 11:33:48

A.7 CONDUCTED SPURIOUS EMISSION

A.7.1 Measurement Method

The following steps outline the procedure used to measure the conducted emissions from the EUT.

1. In measuring unwanted emissions, the spectrum shall be investigated from 30 MHz or the lowest radio frequency signal generated in the equipment, whichever is lower, without going below 9 kHz, up to at least the frequency given below:
 - (a) If the equipment operates below 10 GHz: to the tenth harmonic of the highest fundamental frequency or to 40 GHz, whichever is lower.
 - (b) If the equipment operates at or above 10 GHz: to the fifth harmonic of the highest fundamental frequency or to 100 GHz, whichever is lower.
2. Determine EUT transmit frequencies: below outlines the band edge frequencies pertinent to conducted emissions testing.
3. The number of sweep points of spectrum analyzer is set to 30001 which is greater than span/RBW.

A. 7.2 Measurement Limit

Part 22.917, Part 24.238 and Part 27.53(h) specify that the power of any emission outside of the authorized operating frequency ranges must be attenuated below the transmitting power (P) by a factor of at least $43 + 10 \log(P)$ dB.

The specification that emissions shall be attenuated below the transmitter power (P) by at least $43 + 10 \log(P)$ dB, translates in the relevant power range (1 to 0.001 W) to -13 dBm. At 1 W the specified minimum attenuation becomes 43 dB and relative to a 30 dBm (1 W) carrier becomes a limit of -13 dBm. At 0.001 W (0 dBm) the minimum attenuation is 13 dB, which again yields a limit of -13 dBm. In this way a translation of the specification from relative to absolute terms is carried out.

Part 27.53(m)(4) specifies for mobile digital stations, the attenuation factor shall be not less than $40 + 10 \log(P)$ dB on all frequencies between the channel edge and 5 megahertz from the channel edge, $43 + 10 \log(P)$ dB on all frequencies between 5 megahertz and X megahertz from the channel edge, and $55 + 10 \log(P)$ dB on all frequencies more than X megahertz from the channel edge, where X is the greater of 6 megahertz or the actual emission bandwidth as defined in paragraph (m)(6) of this section. In addition, the attenuation factor shall not be less than $43 + 10 \log(P)$ dB on all frequencies between 2490.5 MHz and 2496 MHz and $55 + 10 \log(P)$ dB at or below 2490.5 MHz. Mobile Satellite Service licensees operating on frequencies below 2495 MHz may also submit a documented interference complaint against BRS licensees operating on channel BRS Channel 1 on the same terms and conditions as adjacent channel BRS or EBS licensees.

Part 27.53(c) states for operations in the 746-758 MHz band and the 776-788 MHz band, the power of any emission outside the licensee's frequency band(s) of operation shall be attenuated below the transmitter power (P) within the licensed band(s) of operation, measured in watts, in accordance with the following:(1) On any frequency outside the 746-758 MHz band, the power of



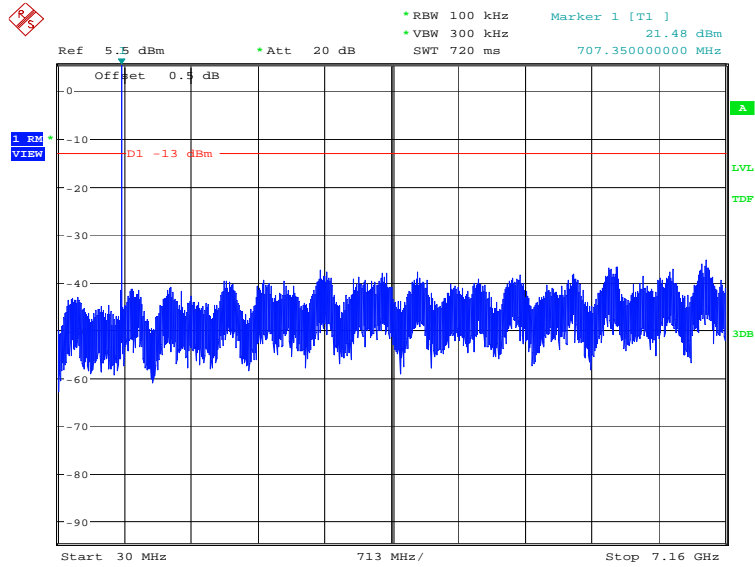
any emission shall be attenuated outside the band below the transmitter power (P) by at least $43 + 10 \log (P)$ dB;(2) On any frequency outside the 776-788 MHz band, the power of any emission shall be attenuated outside the band below the transmitter power (P) by at least $43 + 10 \log (P)$ dB;(4) On all frequencies between 763-775 MHz and 793-805 MHz, by a factor not less than $65 + 10 \log (P)$ dB in a 6.25 kHz band segment, for mobile and portable stations.

Part 90.691 states that out-of-band emission requirement shall apply only to the “outer” channels included in an EA license and to spectrum adjacent to interior channels used by incumbent licensees. The emission limits are as follows:For any frequency removed from the EA licensee’s frequency block by up to and including 37.5 kHz, the power of any emission shall be attenuated below the transmitter power (P) in watts by at least $116 \log_{10}(f/6.1)$ decibels or $50 + 10 \log_{10}(P)$ decibels or 80 decibels, whichever is the lesser attenuation, where f is the frequency removed from the center of the outer channel in the block in kilohertz and where f is greater than 12.5 kHz. For any frequency removed from the EA licensee’s frequency block greater than 37.5 kHz, the power of any emission shall be attenuated below the transmitter power (P) in watts by at least $43 + 10 \log_{10}(P)$ decibels or 80 decibels, whichever is the lesser attenuation, where f is the frequency removed from the center of the outer channel in the block in kilohertz and where f is greater than 37.5 kHz.

A. 7.2 Measurement result

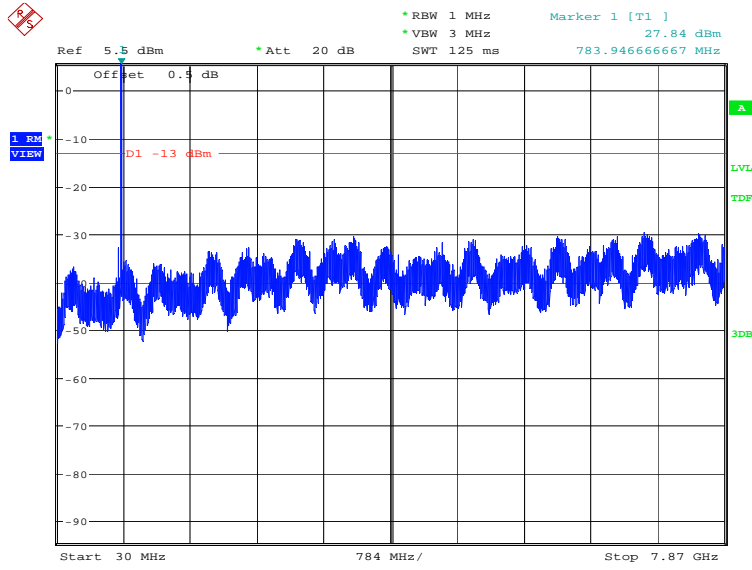
Only the worst case result is given below

LTE band 12: 30MHz – 7.16GHz



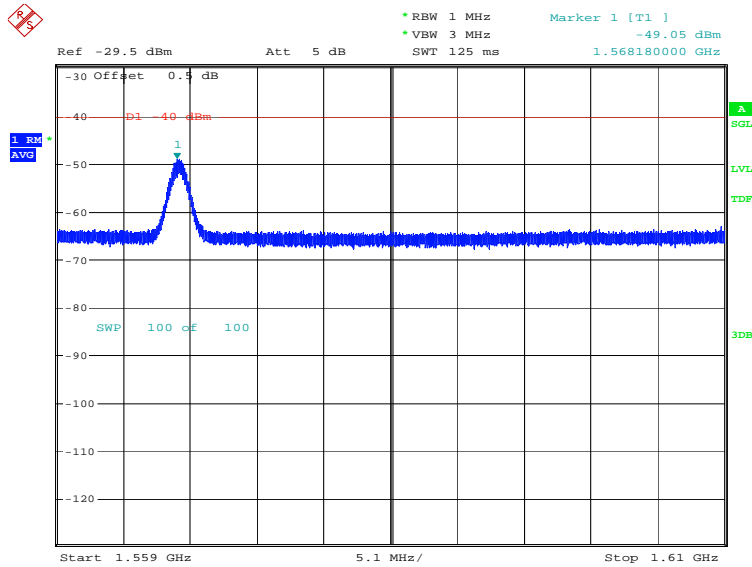
Date: 2.MAR.2020 10:53:34

LTE band 13: 30MHz – 7.87GHz



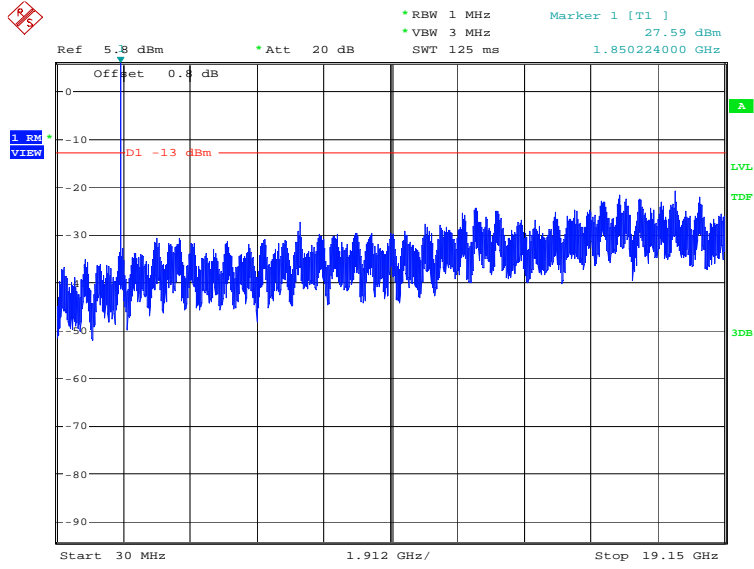
Date: 2.MAR.2020 10:54:49

LTE band 13: 1559MHz – 1610MHz



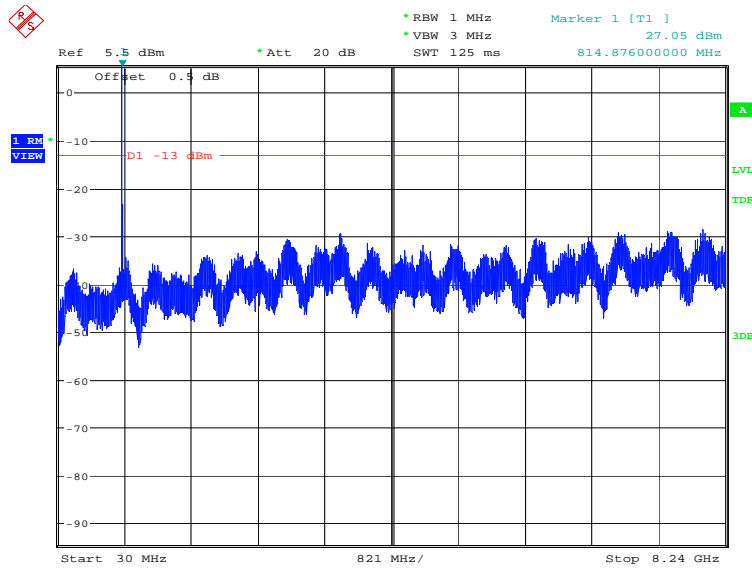
Date: 2.MAR.2020 10:55:21

LTE band 25: 30MHz – 19.15GHz



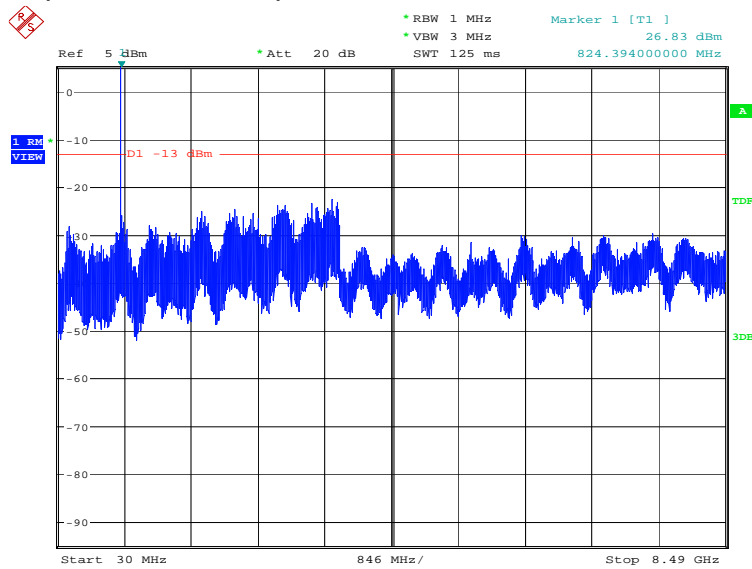
Date: 2.MAR.2020 10:56:28

LTE band 26(814MHz~824MHz): 30MHz – 8.24GHz



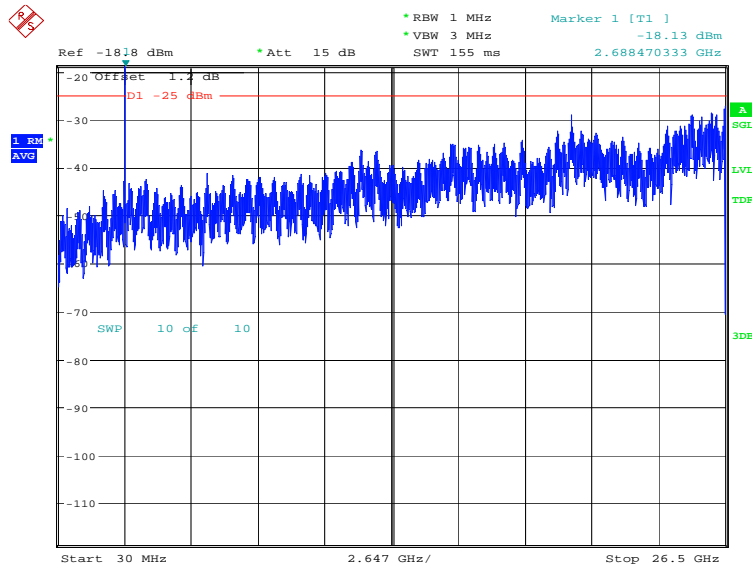
Date: 2.MAR.2020 10:57:20

LTE band 26(824MHz~849MHz): 30MHz – 8.49GHz



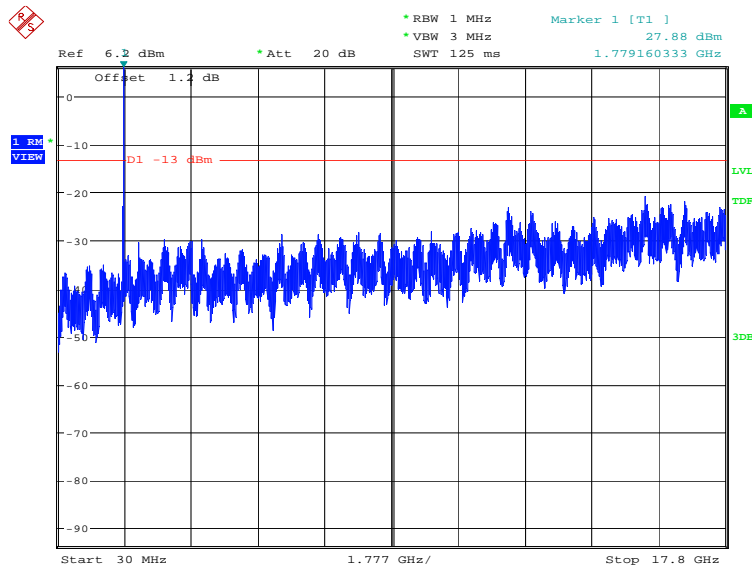
Date: 2.MAR.2020 10:56:55

LTE band 41(PC2): 30MHz – 26.5GHz



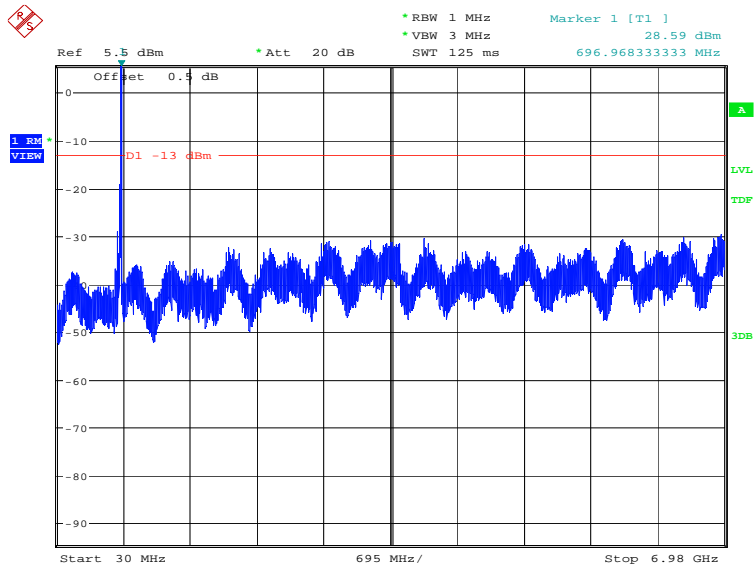
Date: 2.MAR.2020 10:59:03

LTE band 66: 30MHz – 17.8GHz



Date: 2.MAR.2020 10:57:58

LTE band 71: 30MHz – 6.98GHz



Date: 2.MAR.2020 11:35:01

A.8 PEAK-TO-AVERAGE POWER RATIO

The peak-to-average power ratio (PAPR) of the transmitter output power must not exceed 13 dB. The PAPR measurements should be made using either an instrument with complementary cumulative distribution function (CCDF) capabilities to determine that PAPR will not exceed 13 dB for more than 0.1 percent of the time or other Commission approved procedure. The measurement must be performed using a signal corresponding to the highest PAPR expected during periods of continuous transmission.

- a) Refer to instrument's analyzer instruction manual for details on how to use the power statistics/CCDF function;
- b) Set resolution/measurement bandwidth \geq signal's occupied bandwidth;
- c) Set the number of counts to a value that stabilizes the measured CCDF curve;
- d) Set the measurement interval to 1ms;
- e) Record the maximum PAPR level associated with a probability of 0.1%.

A.8.1 Measurement limit

not exceed 13 dB

A.8.2 Measurement results

LTE band 12, 10MHz

Frequency (MHz)	PAPR (dB)		
707.5	QPSK	16QAM	64QAM
	5.74	6.47	6.79

LTE band 13, 10MHz

Frequency (MHz)	PAPR (dB)		
782.0	QPSK	16QAM	64QAM
	5.67	6.47	6.86

LTE band 25, 20MHz

Frequency (MHz)	PAPR (dB)		
1882.5	QPSK	16QAM	64QAM
	6.70	7.31	7.60

LTE band 41(PC2), 20MHz

Frequency (MHz)	PAPR (dB)		
2593.0	QPSK	16QAM	64QAM
	8.17	8.81	9.01

LTE band 66, 20MHz

Frequency (MHz)	PAPR (dB)		
1745.0	QPSK	16QAM	64QAM
	6.67	7.21	7.60



LTE band 71, 20MHz

Frequency (MHz)	PAPR (dB)		
	QPSK	16QAM	64QAM
680.5	8.46	8.49	7.50

ANNEX B: Accreditation Certificate

<p>United States Department of Commerce National Institute of Standards and Technology</p>  <hr/> <p>Certificate of Accreditation to ISO/IEC 17025:2005</p> <hr/> <p>NVLAP LAB CODE: 600118-0</p> <p>Telecommunication Technology Labs, CAICT Beijing China</p> <p><i>is accredited by the National Voluntary Laboratory Accreditation Program for specific services, listed on the Scope of Accreditation, for:</i></p> <p>Electromagnetic Compatibility & Telecommunications</p> <p><i>This laboratory is accredited in accordance with the recognized International Standard ISO/IEC 17025:2005. This accreditation demonstrates technical competence for a defined scope and the operation of a laboratory quality management system (refer to joint ISO-ILAC-IAF Communique dated January 2009).</i></p> <hr/> <table border="0" style="width: 100%;"><tr><td style="width: 40%;"><p>2019-09-26 through 2020-09-30 <i>Effective Dates</i></p></td><td style="width: 20%; text-align: center;"></td><td style="width: 40%; text-align: right;"> <i>For the National Voluntary Laboratory Accreditation Program</i></td></tr></table>		<p>2019-09-26 through 2020-09-30 <i>Effective Dates</i></p>		 <i>For the National Voluntary Laboratory Accreditation Program</i>
<p>2019-09-26 through 2020-09-30 <i>Effective Dates</i></p>		 <i>For the National Voluntary Laboratory Accreditation Program</i>		

END OF REPORT