

Appendix A

Detailed Test Results

1. WCDMA
WCDMA Band II
WCDMA Band IV
WCDMA Band V
2. LTE
LTE Band 2
LTE Band 4
LTE Band 5
LTE Band 7
LTE Band 12
LTE Band 14
LTE band 30
LTE Band 66
3. WLAN
WLAN 2.4GHz
WLAN 5GHz
4. OTT
WCDMA Band II
LTE Band 66
WLAN 2.4GHz
WLAN 5GHz

Test Laboratory: SGS-SAR Lab

U380AA HAC-T-Coil-WCDMA Band II AMR Voice 9400CH

DUT: U380AA; Type: Smart Phone; Serial: 860719060006628

Communication System: UID 0, WCDMA (0); Frequency: 1880 MHz; Duty Cycle: 1:1

Medium: Air; Medium parameters used: $\sigma = 0$ S/m, $\epsilon_r = 1$; $\rho = 0$ kg/m³

Phantom section: TCoil Section

DASY 5 Configuration:

- Probe: AM1DV3 - 3115; ; Calibrated: 2022-06-13
- Sensor-Surface: 0mm (Fix Surface)
- Electronics: DAE4 Sn1324; Calibrated: 2022-10-17
- Phantom: HAC Test Arch with AMCC; Type: SD HAC P01 BA; Serial:
- DASY52 52.10.4(1527); SEMCAD X 14.6.14(7483)

T-Coil scan/General Scans/z (axial) 4.2mm 50 x 50/ABM Interpolated SNR(x,y,z)


(121x121x1): Interpolated grid: dx=1.000 mm, dy=1.000 mm

ABM1/ABM2 = 45.76 dB

ABM1 comp = -0.67 dBA/m

BWC Factor = 0.16 dB

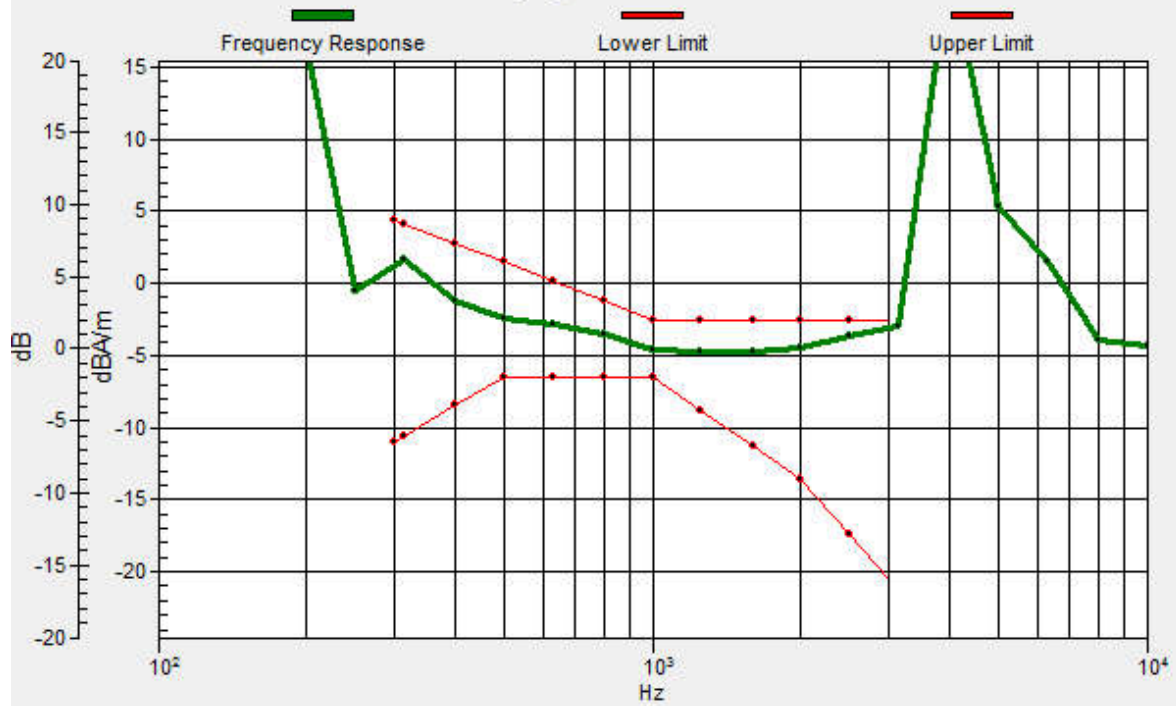
Location: 3.8, 1.7, 3.7 mm



0 dB = 194.2 = 45.76 dB

General Scans/z (axial) wideband at best S/N 3/ABM Freq Resp(x,y,z,f)

Loc: 3.9, 1.4, 3.7 mm Diff: 0.55dB



Test Laboratory: SGS-SAR Lab

U380AA HAC-T-Coil-WCDMA Band II AMR Voice 9400CH

DUT: U380AA; Type: Smart Phone; Serial: 860719060006628

Communication System: UID 0, WCDMA (0); Frequency: 1880 MHz; Duty Cycle: 1:1

Medium: Air; Medium parameters used: $\sigma = 0$ S/m, $\epsilon_r = 1$; $\rho = 0$ kg/m³

Phantom section: TCoil Section

DASY 5 Configuration:

- Probe: AM1DV3 - 3115; ; Calibrated: 2022-06-13
- Sensor-Surface: 0mm (Fix Surface)
- Electronics: DAE4 Sn1324; Calibrated: 2022-10-17
- Phantom: HAC Test Arch with AMCC; Type: SD HAC P01 BA; Serial:
- DASY52 52.10.4(1527); SEMCAD X 14.6.14(7483)

T-Coil scan/General Scans/y (transversal) 4.2mm 50 x 50/ABM Interpolated SNR


(x,y,z) (121x121x1): Interpolated grid: dx=1.000 mm, dy=1.000 mm

ABM1/ABM2 = 35.83 dB

ABM1 comp = -9.37 dBA/m

BWC Factor = 0.16 dB

Location: 0, 19.2, 3.7 mm



0 dB = 61.87 = 35.83 dB

Test Laboratory: SGS-SAR Lab

U380AA HAC-T-Coil-WCDMA Band IV AMR Voice 1412CH

DUT: U380AA; Type: Smart Phone; Serial: 860719060006628

Communication System: UID 0, WCDMA (0); Frequency: 1732.4 MHz; Duty Cycle: 1:1

Medium: Air; Medium parameters used: $\sigma = 0$ S/m, $\epsilon_r = 1$; $\rho = 0$ kg/m³

Phantom section: TCoil Section

DASY 5 Configuration:

- Probe: AM1DV3 - 3115; ; Calibrated: 2022-06-13
- Sensor-Surface: 0mm (Fix Surface)
- Electronics: DAE4 Sn1324; Calibrated: 2022-10-17
- Phantom: HAC Test Arch with AMCC; Type: SD HAC P01 BA; Serial:
- DASY52 52.10.4(1527); SEMCAD X 14.6.14(7483)

T-Coil scan/General Scans/z (axial) 4.2mm 50 x 50/ABM Interpolated SNR(x,y,z)


(121x121x1): Interpolated grid: dx=1.000 mm, dy=1.000 mm

ABM1/ABM2 = 45.43 dB

ABM1 comp = -0.94 dBA/m

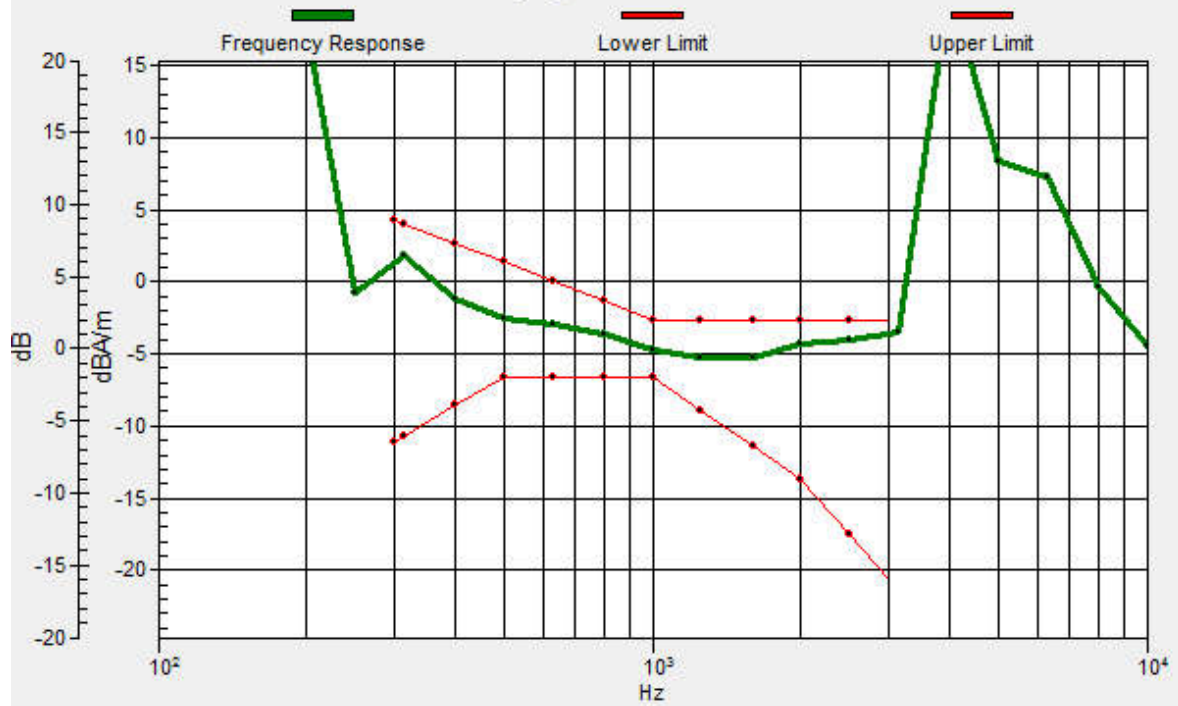
BWC Factor = 0.16 dB

Location: 3.8, 1.2, 3.7 mm



General Scans/z (axial) wideband at best S/N 3/ABM Freq Resp(x,y,z,f)

Loc: 3.9, 1.3, 3.7 mm Diff: 0.92dB



Test Laboratory: SGS-SAR Lab

U380AA HAC-T-Coil-WCDMA Band IV AMR Voice 1412CH

DUT: U380AA; Type: Smart Phone; Serial: 860719060006628

Communication System: UID 0, WCDMA (0); Frequency: 1732.4 MHz; Duty Cycle: 1:1

Medium: Air; Medium parameters used: $\sigma = 0$ S/m, $\epsilon_r = 1$; $\rho = 0$ kg/m³

Phantom section: TCoil Section

DASY 5 Configuration:

- Probe: AM1DV3 - 3115; ; Calibrated: 2022-06-13
- Sensor-Surface: 0mm (Fix Surface)
- Electronics: DAE4 Sn1324; Calibrated: 2022-10-17
- Phantom: HAC Test Arch with AMCC; Type: SD HAC P01 BA; Serial:
- DASY52 52.10.4(1527); SEMCAD X 14.6.14(7483)

T-Coil scan/General Scans/y (transversal) 4.2mm 50 x 50/ABM Interpolated SNR


(x,y,z) (121x121x1): Interpolated grid: dx=1.000 mm, dy=1.000 mm

ABM1/ABM2 = 35.83 dB

ABM1 comp = -8.78 dBA/m

BWC Factor = 0.16 dB

Location: 0.8, 19.2, 3.7 mm



0 dB = 61.90 = 35.83 dB

Test Laboratory: SGS-SAR Lab

U380AA HAC-T-Coil-WCDMA Band V AMR Voice 4182CH

DUT: U380AA; Type: Smart Phone; Serial: 860719060006628

Communication System: UID 0, WCDMA (0); Frequency: 836.4 MHz; Duty Cycle: 1:1

Medium: Air; Medium parameters used: $\sigma = 0$ S/m, $\epsilon_r = 1$; $\rho = 0$ kg/m³

Phantom section: TCoil Section

DASY 5 Configuration:

- Probe: AM1DV3 - 3115; ; Calibrated: 2022-06-13
- Sensor-Surface: 0mm (Fix Surface)
- Electronics: DAE4 Sn1324; Calibrated: 2022-10-17
- Phantom: HAC Test Arch with AMCC; Type: SD HAC P01 BA; Serial:
- DASY52 52.10.4(1527); SEMCAD X 14.6.14(7483)

T-Coil scan/General Scans/z (axial) 4.2mm 50 x 50/ABM Interpolated SNR(x,y,z)


(121x121x1): Interpolated grid: dx=1.000 mm, dy=1.000 mm

ABM1/ABM2 = 45.77 dB

ABM1 comp = -1.11 dBA/m

BWC Factor = 0.16 dB

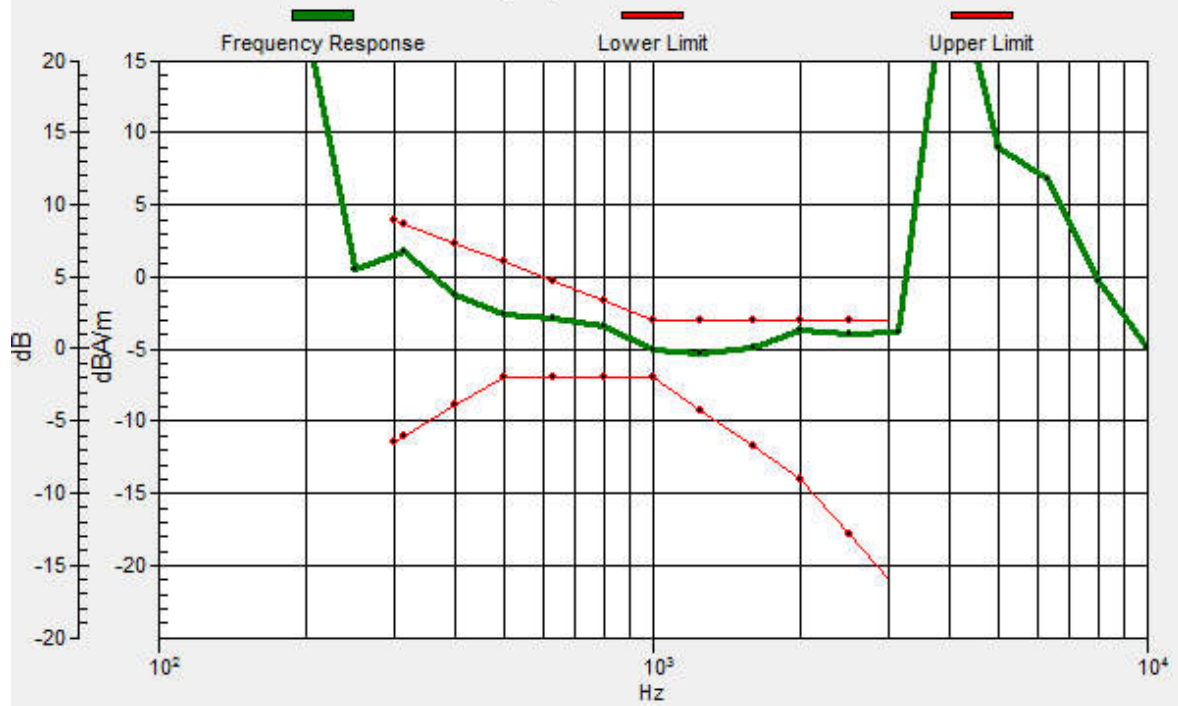
Location: 3.8, 1.2, 3.7 mm



0 dB = 194.2 = 45.76 dB

General Scans/z (axial) wideband at best S/N 3/ABM Freq Resp(x,y,z,f)

Loc: 4, 1.3, 3.7 mm Diff: 0.76dB



Test Laboratory: SGS-SAR Lab

U380AA HAC-T-Coil-WCDMA Band V AMR Voice 4182CH

DUT: U380AA; Type: Smart Phone; Serial: 860719060006628

Communication System: UID 0, WCDMA (0); Frequency: 836.4 MHz; Duty Cycle: 1:1

Medium: Air; Medium parameters used: $\sigma = 0$ S/m, $\epsilon_r = 1$; $\rho = 0$ kg/m³

Phantom section: TCoil Section

DASY 5 Configuration:

- Probe: AM1DV3 - 3115; ; Calibrated: 2022-06-13
- Sensor-Surface: 0mm (Fix Surface)
- Electronics: DAE4 Sn1324; Calibrated: 2022-10-17
- Phantom: HAC Test Arch with AMCC; Type: SD HAC P01 BA; Serial:
- DASY52 52.10.4(1527); SEMCAD X 14.6.14(7483)

T-Coil scan/General Scans/y (transversal) 4.2mm 50 x 50/ABM Interpolated SNR


(x,y,z) (121x121x1): Interpolated grid: dx=1.000 mm, dy=1.000 mm

ABM1/ABM2 = 35.91 dB

ABM1 comp = -9.20 dBA/m

BWC Factor = 0.16 dB

Location: 0.4, 19.6, 3.7 mm



0 dB = 62.43 = 35.91 dB

Test Laboratory: SGS-SAR Lab

U380AA HAC-T-Coil-LTE Band 2 20M QPSK 100RB0 18900CH

DUT: U380AA; Type: Smart Phone; Serial: 860719060006628

Communication System: UID 0, LTE-FDD BW 20MHz (0); Frequency: 1880 MHz;Duty Cycle: 1:1

Medium: Air;Medium parameters used: $\sigma = 0$ S/m, $\epsilon_r = 1$; $\rho = 0$ kg/m³

Phantom section: TCoil Section

DASY 5 Configuration:

- Probe: AM1DV3 - 3115; ; Calibrated: 2022-06-13
- Sensor-Surface: 0mm (Fix Surface)
- Electronics: DAE4 Sn1324; Calibrated: 2022-10-17
- Phantom: HAC Test Arch with AMCC; Type: SD HAC P01 BA; Serial:
- DASY52 52.10.4(1527); SEMCAD X 14.6.14(7483)

T-Coil scan/General Scans/z (axial) 4.2mm 50 x 50/ABM Interpolated SNR(x,y,z)


(121x121x1): Interpolated grid: dx=1.000 mm, dy=1.000 mm

ABM1/ABM2 = 50.34 dB

ABM1 comp = 4.76 dBA/m

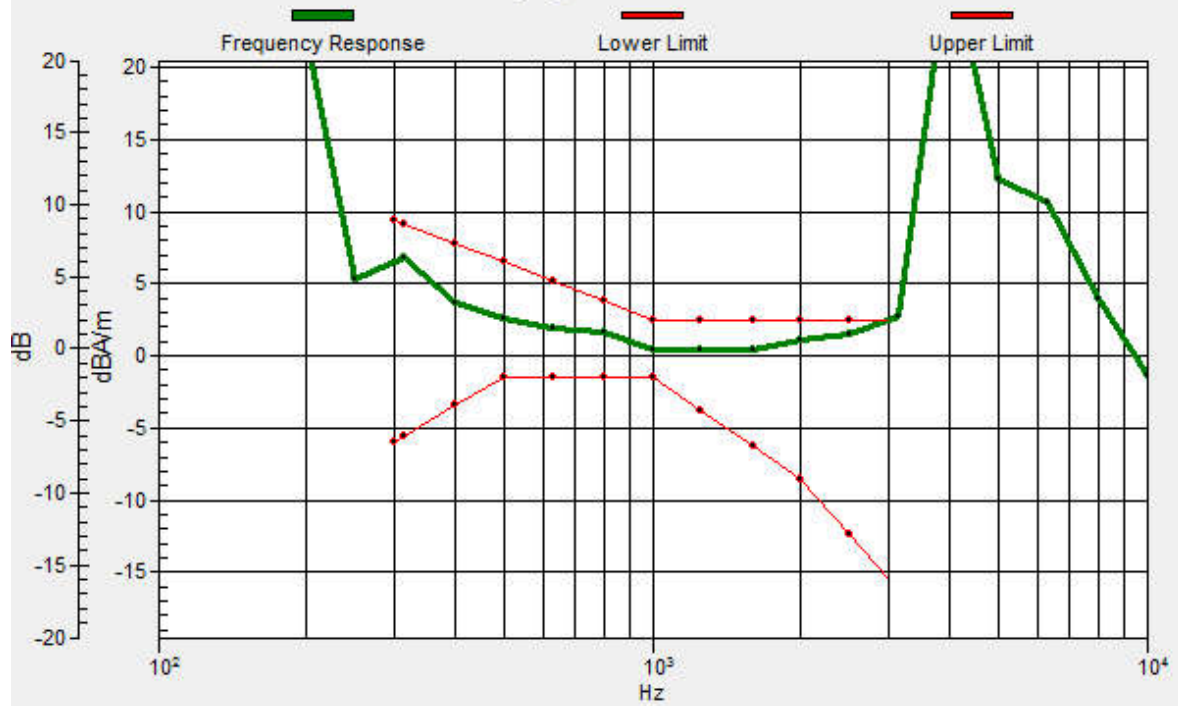
BWC Factor = 0.16 dB

Location: 0.8, 4.6, 3.7 mm



General Scans/z (axial) wideband at best S/N 3 4/ABM Freq Resp(x,y,z,f)

Loc: 0.7, 4.5, 3.7 mm Diff: 0.07dB



Test Laboratory: SGS-SAR Lab

U380AA HAC-T-Coil-LTE Band 2 20M QPSK 100RB0 18900CH

DUT: U380AA; Type: Smart Phone; Serial: 860719060006628

Communication System: UID 0, LTE-FDD BW 20MHz (0); Frequency: 1880 MHz;Duty Cycle: 1:1

Medium: Air;Medium parameters used: $\sigma = 0$ S/m, $\epsilon_r = 1$; $\rho = 0$ kg/m³

Phantom section: TCoil Section

DASY 5 Configuration:

- Probe: AM1DV3 - 3115; ; Calibrated: 2022-06-13
- Sensor-Surface: 0mm (Fix Surface)
- Electronics: DAE4 Sn1324; Calibrated: 2022-10-17
- Phantom: HAC Test Arch with AMCC; Type: SD HAC P01 BA; Serial:
- DASY52 52.10.4(1527); SEMCAD X 14.6.14(7483)

T-Coil scan/General Scans/y (transversal) 4.2mm 50 x 50/ABM Interpolated SNR


(x,y,z) (121x121x1): Interpolated grid: dx=1.000 mm, dy=1.000 mm

ABM1/ABM2 = 41.04 dB

ABM1 comp = -0.12 dBA/m

BWC Factor = 0.16 dB

Location: 4.2, -0.4, 3.7 mm



0 dB = 112.7 = 41.04 dB

Test Laboratory: SGS-SAR Lab

U380AA HAC-T-Coil-LTE Band 4 20M QPSK 100RB0 20175CH

DUT: U380AA; Type: Smart Phone; Serial: 860719060006628

Communication System: UID 0, LTE-FDD BW 20MHz (0); Frequency: 1732.5 MHz;Duty Cycle: 1:1

Medium: Air;Medium parameters used: $\sigma = 0$ S/m, $\epsilon_r = 1$; $\rho = 0$ kg/m³

Phantom section: TCoil Section

DASY 5 Configuration:

- Probe: AM1DV3 - 3115; ; Calibrated: 2022-06-13
- Sensor-Surface: 0mm (Fix Surface)
- Electronics: DAE4 Sn1324; Calibrated: 2022-10-17
- Phantom: HAC Test Arch with AMCC; Type: SD HAC P01 BA; Serial:
- DASY52 52.10.4(1527); SEMCAD X 14.6.14(7483)

T-Coil scan/General Scans/z (axial) 4.2mm 50 x 50/ABM Interpolated SNR(x,y,z)


(121x121x1): Interpolated grid: dx=1.000 mm, dy=1.000 mm

ABM1/ABM2 = 48.93 dB

ABM1 comp = 6.17 dBA/m

BWC Factor = 0.16 dB

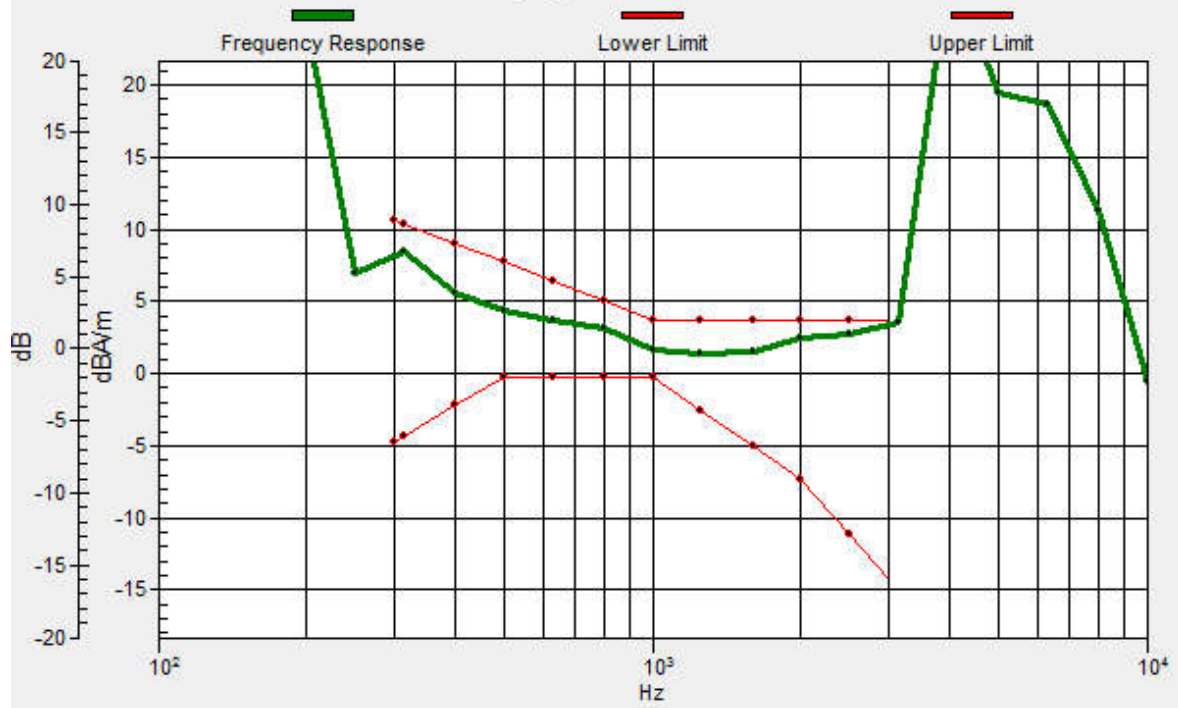
Location: 3.3, 2.9, 3.7 mm



0 dB = 279.5 = 48.93 dB

General Scans/z (axial) wideband at best S/N 3/ABM Freq Resp(x,y,z,f)

Loc: 3.5, 2.7, 3.7 mm Diff: 0.35dB



Test Laboratory: SGS-SAR Lab

U380AA HAC-T-Coil-LTE Band 4 20M QPSK 100RB0 20175CH

DUT: U380AA; Type: Smart Phone; Serial: 860719060006628

Communication System: UID 0, LTE-FDD BW 20MHz (0); Frequency: 1732.5 MHz;Duty Cycle: 1:1

Medium: Air;Medium parameters used: $\sigma = 0$ S/m, $\epsilon_r = 1$; $\rho = 0$ kg/m³

Phantom section: TCoil Section

DASY 5 Configuration:

- Probe: AM1DV3 - 3115; ; Calibrated: 2022-06-13
- Sensor-Surface: 0mm (Fix Surface)
- Electronics: DAE4 Sn1324; Calibrated: 2022-10-17
- Phantom: HAC Test Arch with AMCC; Type: SD HAC P01 BA; Serial:
- DASY52 52.10.4(1527); SEMCAD X 14.6.14(7483)

T-Coil scan/General Scans/y (transversal) 4.2mm 50 x 50/ABM Interpolated SNR


(x,y,z) (121x121x1): Interpolated grid: dx=1.000 mm, dy=1.000 mm

ABM1/ABM2 = 40.58 dB

ABM1 comp = -0.33 dBA/m

BWC Factor = 0.16 dB

Location: 4.2, -0.8, 3.7 mm



0 dB = 106.9 = 40.58 dB

Test Laboratory: SGS-SAR Lab

U380AA HAC-T-Coil-LTE Band 5 10M QPSK 50RB0 20525CH

DUT: U380AA; Type: Smart Phone; Serial: 860719060006628

Communication System: UID 0, LTE-FDD BW 10MHZ (0); Frequency: 836.5 MHz;Duty Cycle: 1:1

Medium: Air;Medium parameters used: $\sigma = 0$ S/m, $\epsilon_r = 1$; $\rho = 0$ kg/m³

Phantom section: TCoil Section

DASY 5 Configuration:

- Probe: AM1DV3 - 3115; ; Calibrated: 2022-06-13
- Sensor-Surface: 0mm (Fix Surface)
- Electronics: DAE4 Sn1324; Calibrated: 2022-10-17
- Phantom: HAC Test Arch with AMCC; Type: SD HAC P01 BA; Serial:
- DASY52 52.10.4(1527); SEMCAD X 14.6.14(7483)

T-Coil scan/General Scans/z (axial) 4.2mm 50 x 50/ABM Interpolated SNR(x,y,z)


(121x121x1): Interpolated grid: dx=1.000 mm, dy=1.000 mm

ABM1/ABM2 = 49.63 dB

ABM1 comp = 5.02 dBA/m

BWC Factor = 0.16 dB

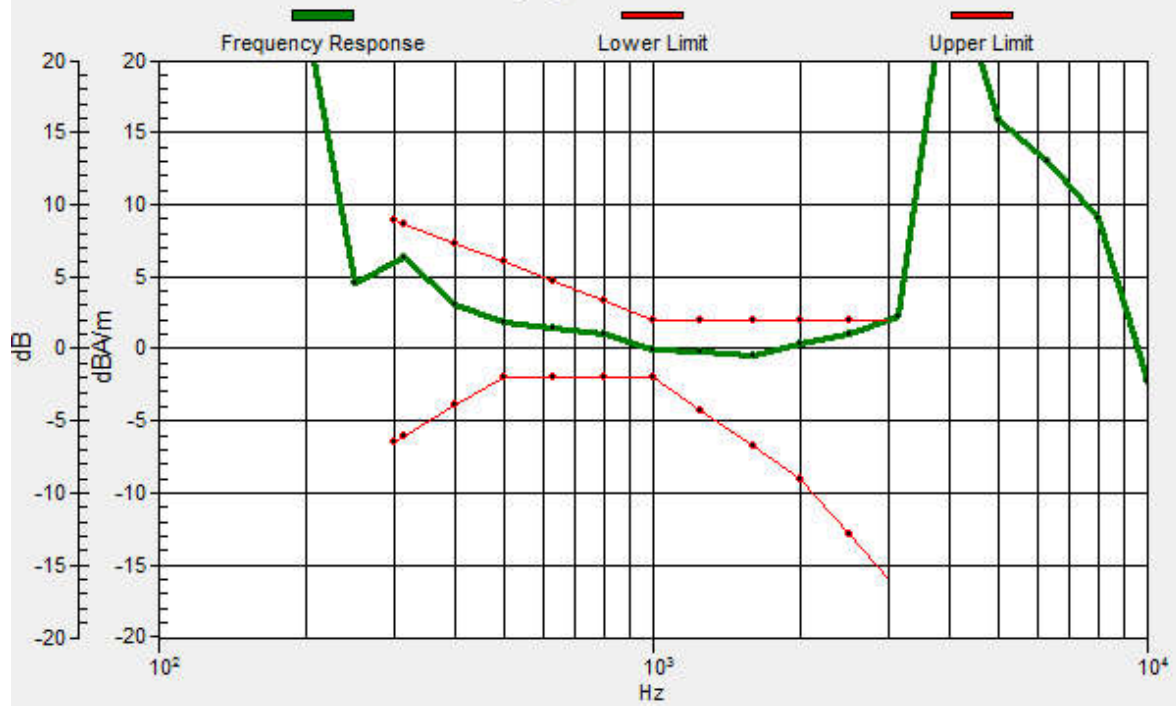
Location: 0.8, 4.6, 3.7 mm



0 dB = 302.9 = 49.63 dB

General Scans/z (axial) wideband at best S/N 3 5 10/ABM Freq Resp(x,y,z,f)

Loc: 0.6, 4.7, 3.7 mm Diff: 0.08dB



Test Laboratory: SGS-SAR Lab

U380AA HAC-T-Coil-LTE Band 5 10M QPSK 50RB0 20525CH

DUT: U380AA; Type: Smart Phone; Serial: 860719060006628

Communication System: UID 0, LTE-FDD BW 10MHZ (0); Frequency: 836.5 MHz;Duty Cycle: 1:1

Medium: Air;Medium parameters used: $\sigma = 0$ S/m, $\epsilon_r = 1$; $\rho = 0$ kg/m³

Phantom section: TCoil Section

DASY 5 Configuration:

- Probe: AM1DV3 - 3115; ; Calibrated: 2022-06-13
- Sensor-Surface: 0mm (Fix Surface)
- Electronics: DAE4 Sn1324; Calibrated: 2022-10-17
- Phantom: HAC Test Arch with AMCC; Type: SD HAC P01 BA; Serial:
- DASY52 52.10.4(1527); SEMCAD X 14.6.14(7483)

T-Coil scan/General Scans/y (transversal) 4.2mm 50 x 50/ABM Interpolated SNR


(x,y,z) (121x121x1): Interpolated grid: dx=1.000 mm, dy=1.000 mm

ABM1/ABM2 = 40.53 dB

ABM1 comp = -0.16 dBA/m

BWC Factor = 0.16 dB

Location: 3.8, -0.8, 3.7 mm



0 dB = 106.3 = 40.53 dB

Test Laboratory: SGS-SAR Lab

U380AA HAC-T-Coil-LTE Band 7 20M QPSK 100RB0 21100CH

DUT: U380AA; Type: Smart Phone; Serial: 860719060006628

Communication System: UID 0, LTE-FDD BW 20MHz (0); Frequency: 2535 MHz;Duty Cycle: 1:1

Medium: Air;Medium parameters used: $\sigma = 0$ S/m, $\epsilon_r = 1$; $\rho = 0$ kg/m³

Phantom section: TCoil Section

DASY 5 Configuration:

- Probe: AM1DV3 - 3115; ; Calibrated: 2022-06-13
- Sensor-Surface: 0mm (Fix Surface)
- Electronics: DAE4 Sn1324; Calibrated: 2022-10-17
- Phantom: HAC Test Arch with AMCC; Type: SD HAC P01 BA; Serial:
- DASY52 52.10.4(1527); SEMCAD X 14.6.14(7483)

T-Coil scan/General Scans/z (axial) 4.2mm 50 x 50/ABM Interpolated SNR(x,y,z)


(121x121x1): Interpolated grid: dx=1.000 mm, dy=1.000 mm

ABM1/ABM2 = 49.58 dB

ABM1 comp = 4.87 dBA/m

BWC Factor = 0.16 dB

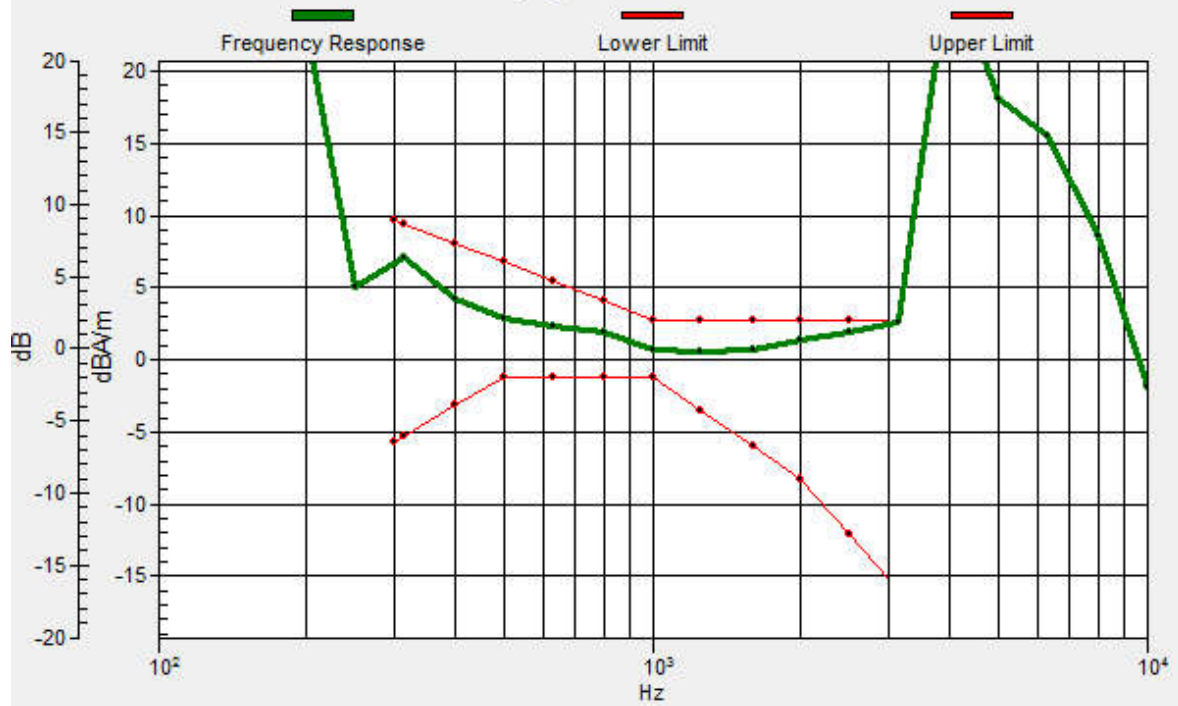
Location: 0.8, 4.6, 3.7 mm



0 dB = 301.2 = 49.58 dB

General Scans/z (axial) wideband at best S/N 3 4/ABM Freq Resp(x,y,z,f)

Loc: 0.6, 4.8, 3.7 mm Diff: 0.33dB



Test Laboratory: SGS-SAR Lab

U380AA HAC-T-Coil-LTE Band 7 20M QPSK 100RB0 21100CH

DUT: U380AA; Type: Smart Phone; Serial: 860719060006628

Communication System: UID 0, LTE-FDD BW 20MHz (0); Frequency: 2535 MHz;Duty Cycle: 1:1

Medium: Air;Medium parameters used: $\sigma = 0$ S/m, $\epsilon_r = 1$; $\rho = 0$ kg/m³

Phantom section: TCoil Section

DASY 5 Configuration:

- Probe: AM1DV3 - 3115; ; Calibrated: 2022-06-13
- Sensor-Surface: 0mm (Fix Surface)
- Electronics: DAE4 Sn1324; Calibrated: 2022-10-17
- Phantom: HAC Test Arch with AMCC; Type: SD HAC P01 BA; Serial:
- DASY52 52.10.4(1527); SEMCAD X 14.6.14(7483)

T-Coil scan/General Scans/y (transversal) 4.2mm 50 x 50/ABM Interpolated SNR


(x,y,z) (121x121x1): Interpolated grid: dx=1.000 mm, dy=1.000 mm

ABM1/ABM2 = 40.47 dB

ABM1 comp = -0.15 dBA/m

BWC Factor = 0.16 dB

Location: 3.8, -0.4, 3.7 mm



0 dB = 105.6 = 40.47 dB

Test Laboratory: SGS-SAR Lab

U380AA HAC-T-Coil-LTE Band 12 10M QPSK 50RB0 23095CH

DUT: U380AA; Type: Smart Phone; Serial: 860719060006628

Communication System: UID 0, LTE-FDD BW 10MHZ (0); Frequency: 707.5 MHz;Duty Cycle: 1:1

Medium: Air;Medium parameters used: $\sigma = 0$ S/m, $\epsilon_r = 1$; $\rho = 0$ kg/m³

Phantom section: TCoil Section

DASY 5 Configuration:

- Probe: AM1DV3 - 3115; ; Calibrated: 2022-06-13
- Sensor-Surface: 0mm (Fix Surface)
- Electronics: DAE4 Sn1324; Calibrated: 2022-10-17
- Phantom: HAC Test Arch with AMCC; Type: SD HAC P01 BA; Serial:
- DASY52 52.10.4(1527); SEMCAD X 14.6.14(7483)

T-Coil scan/General Scans/z (axial) 4.2mm 50 x 50/ABM Interpolated SNR(x,y,z)


(121x121x1): Interpolated grid: dx=1.000 mm, dy=1.000 mm

ABM1/ABM2 = 53.38 dB

ABM1 comp = 6.91 dBA/m

BWC Factor = 0.16 dB

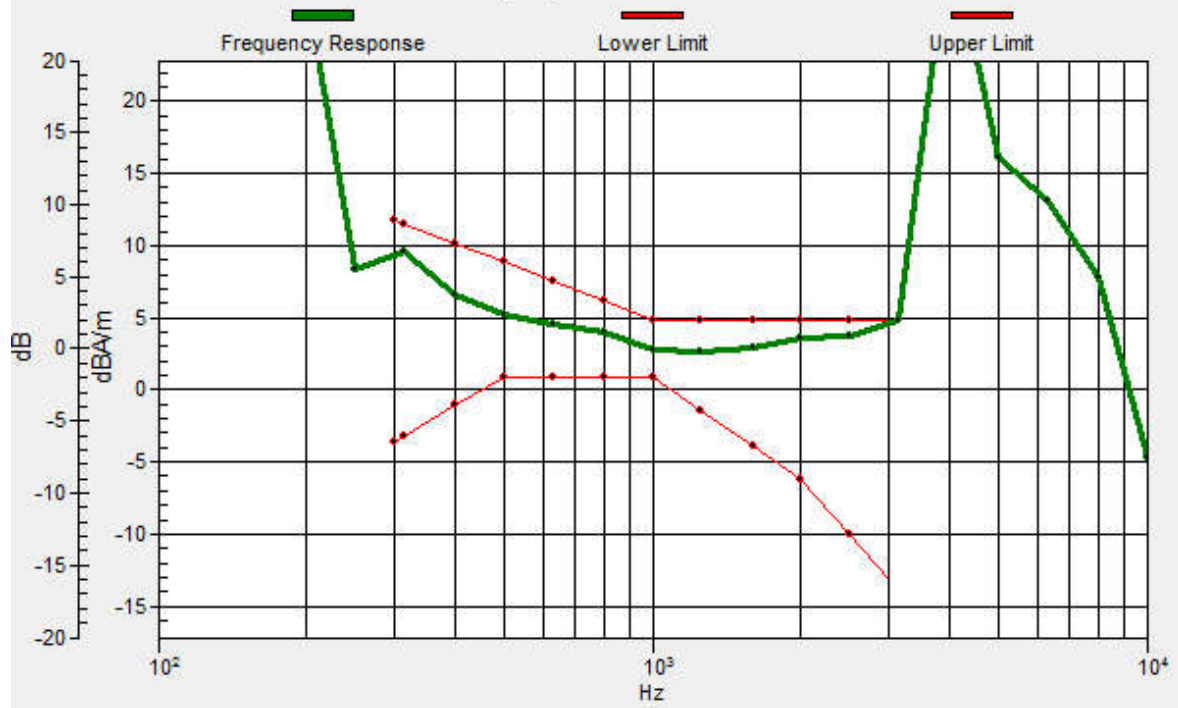
Location: 3.8, 4.6, 3.7 mm



0 dB = 466.9 = 53.38 dB

General Scans/z (axial) wideband at best S/N 3 3/ABM Freq Resp(x,y,z,f)

Loc: 4, 4.6, 3.7 mm Diff: 0.29dB



Test Laboratory: SGS-SAR Lab

U380AA HAC-T-Coil-LTE Band 12 10M QPSK 50RB0 23095CH

DUT: U380AA; Type: Smart Phone; Serial: 860719060006628

Communication System: UID 0, LTE-FDD BW 10MHZ (0); Frequency: 707.5 MHz;Duty Cycle: 1:1

Medium: Air;Medium parameters used: $\sigma = 0$ S/m, $\epsilon_r = 1$; $\rho = 0$ kg/m³

Phantom section: TCoil Section

DASY 5 Configuration:

- Probe: AM1DV3 - 3115; ; Calibrated: 2022-06-13
- Sensor-Surface: 0mm (Fix Surface)
- Electronics: DAE4 Sn1324; Calibrated: 2022-10-17
- Phantom: HAC Test Arch with AMCC; Type: SD HAC P01 BA; Serial:
- DASY52 52.10.4(1527); SEMCAD X 14.6.14(7483)

T-Coil scan/General Scans/y (transversal) 4.2mm 50 x 50/ABM Interpolated SNR


(x,y,z) (121x121x1): Interpolated grid: dx=1.000 mm, dy=1.000 mm

ABM1/ABM2 = 50.92 dB

ABM1 comp = 1.16 dBA/m

BWC Factor = 0.16 dB

Location: 7.9, -0.4, 3.7 mm



0 dB = 351.6 = 50.92 dB

Test Laboratory: SGS-SAR Lab

U380AA HAC-T-Coil-LTE Band 14 10M QPSK 50RB0 23330CH

DUT: U380AA; Type: Smart Phone; Serial: 860719060006628

Communication System: UID 0, LTE-FDD BW 10MHZ (0); Frequency: 793 MHz;Duty Cycle: 1:1

Medium: Air;Medium parameters used: $\sigma = 0$ S/m, $\epsilon_r = 1$; $\rho = 0$ kg/m³

Phantom section: TCoil Section

DASY 5 Configuration:

- Probe: AM1DV3 - 3115; ; Calibrated: 2022-06-13
- Sensor-Surface: 0mm (Fix Surface)
- Electronics: DAE4 Sn1324; Calibrated: 2022-10-17
- Phantom: HAC Test Arch with AMCC; Type: SD HAC P01 BA; Serial:
- DASY52 52.10.4(1527); SEMCAD X 14.6.14(7483)

T-Coil scan/General Scans/z (axial) 4.2mm 50 x 50/ABM Interpolated SNR(x,y,z)


(121x121x1): Interpolated grid: dx=1.000 mm, dy=1.000 mm

ABM1/ABM2 = 53.19 dB

ABM1 comp = 6.96 dBA/m

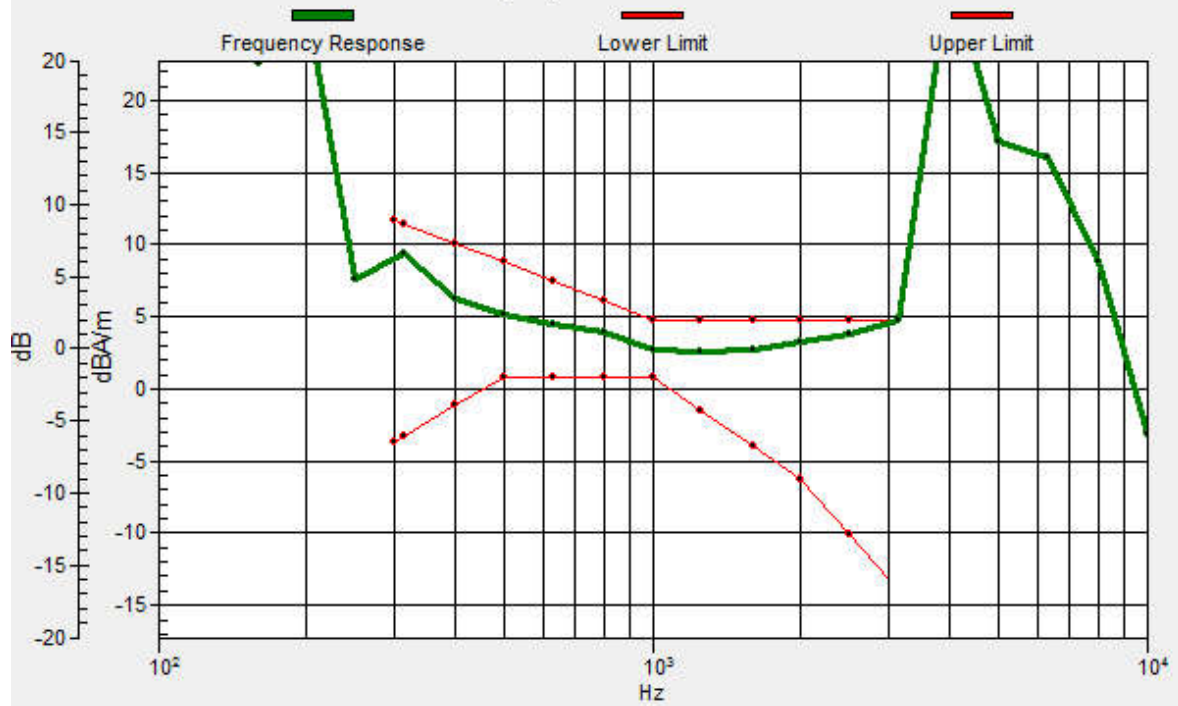
BWC Factor = 0.16 dB

Location: 3.8, 4.6, 3.7 mm



General Scans/z (axial) wideband at best S/N 3 3/ABM Freq Resp(x,y,z,f)

Loc: 4, 4.6, 3.7 mm Diff: 0.23dB



Test Laboratory: SGS-SAR Lab

U380AA HAC-T-Coil-LTE Band 14 10M QPSK 50RB0 23330CH

DUT: U380AA; Type: Smart Phone; Serial: 860719060006628

Communication System: UID 0, LTE-FDD BW 10MHZ (0); Frequency: 793 MHz;Duty Cycle: 1:1

Medium: Air;Medium parameters used: $\sigma = 0$ S/m, $\epsilon_r = 1$; $\rho = 0$ kg/m³

Phantom section: TCoil Section

DASY 5 Configuration:

- Probe: AM1DV3 - 3115; ; Calibrated: 2022-06-13
- Sensor-Surface: 0mm (Fix Surface)
- Electronics: DAE4 Sn1324; Calibrated: 2022-10-17
- Phantom: HAC Test Arch with AMCC; Type: SD HAC P01 BA; Serial:
- DASY52 52.10.4(1527); SEMCAD X 14.6.14(7483)

T-Coil scan/General Scans/y (transversal) 4.2mm 50 x 50/ABM Interpolated SNR

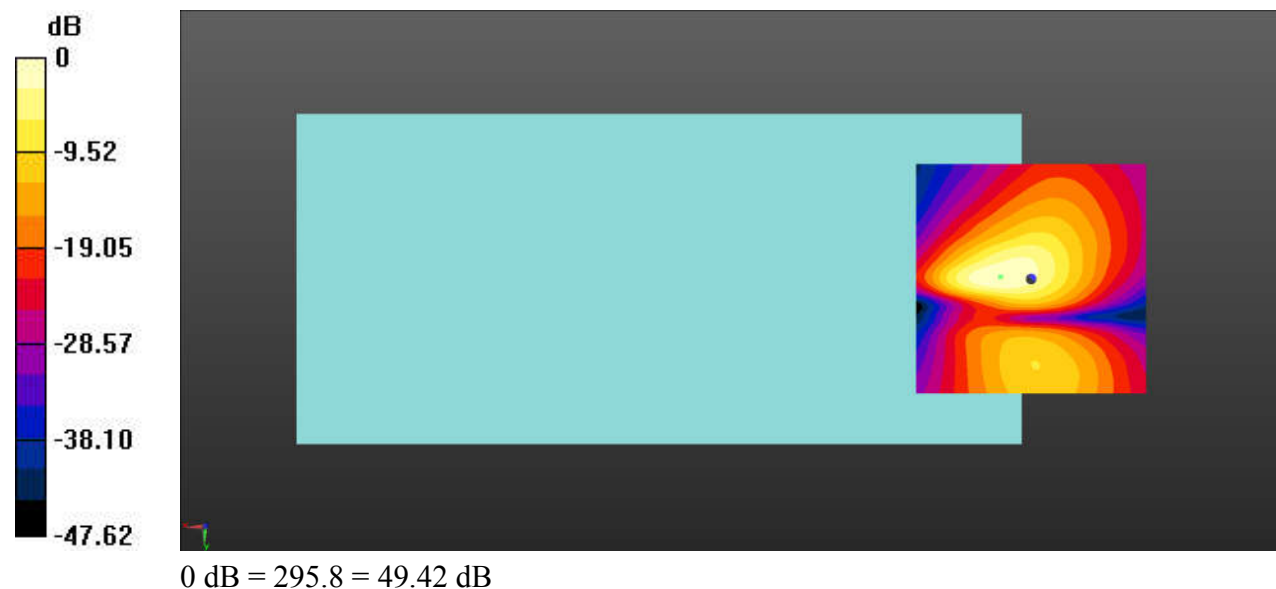
(x,y,z) (121x121x1): Interpolated grid: dx=1.000 mm, dy=1.000 mm

ABM1/ABM2 = 49.42 dB

ABM1 comp = 0.63 dBA/m

BWC Factor = 0.16 dB

Location: 6.7, -0.4, 3.7 mm



Test Laboratory: SGS-SAR Lab

U380AA HAC-T-Coil-LTE Band 30 10M QPSK 50RB0 27710CH

DUT: U380AA; Type: Smart Phone; Serial: 860719060006628

Communication System: UID 0, LTE-FDD BW 10MHZ (0); Frequency: 2310 MHz;Duty Cycle: 1:1

Medium: Air;Medium parameters used: $\sigma = 0$ S/m, $\epsilon_r = 1$; $\rho = 0$ kg/m³

Phantom section: TCoil Section

DASY 5 Configuration:

- Probe: AM1DV3 - 3115; ; Calibrated: 2022-06-13
- Sensor-Surface: 0mm (Fix Surface)
- Electronics: DAE4 Sn1324; Calibrated: 2022-10-17
- Phantom: HAC Test Arch with AMCC; Type: SD HAC P01 BA; Serial:
- DASY52 52.10.4(1527); SEMCAD X 14.6.14(7483)

T-Coil scan/General Scans/z (axial) 4.2mm 50 x 50/ABM Interpolated SNR(x,y,z)


(121x121x1): Interpolated grid: dx=1.000 mm, dy=1.000 mm

ABM1/ABM2 = 52.48 dB

ABM1 comp = 6.86 dBA/m

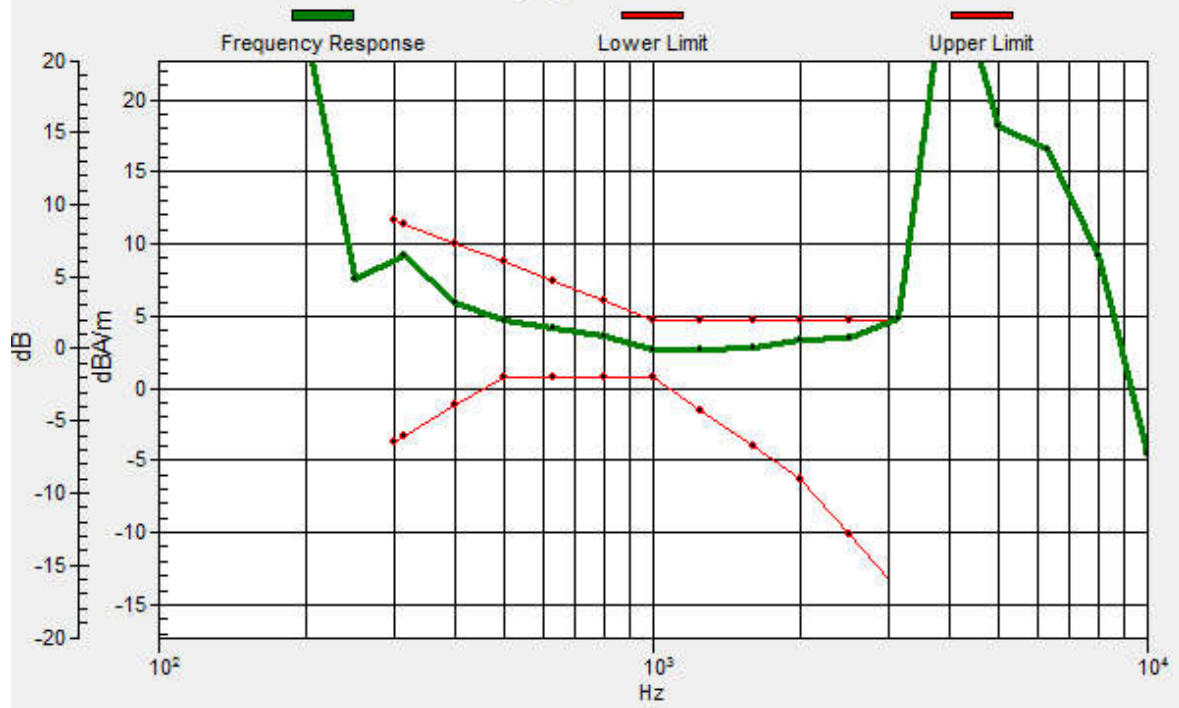
BWC Factor = 0.16 dB

Location: 3.8, 5.8, 3.7 mm



General Scans/z (axial) wideband at best S/N 3/ABM Freq Resp(x,y,z,f)

Loc: 3.7, 5.8, 3.7 mm Diff: 0.17dB



Test Laboratory: SGS-SAR Lab

U380AA HAC-T-Coil-LTE Band 30 10M QPSK 50RB0 27710CH

DUT: U380AA; Type: Smart Phone; Serial: 860719060006628

Communication System: UID 0, LTE-FDD BW 10MHZ (0); Frequency: 2310 MHz;Duty Cycle: 1:1

Medium: Air;Medium parameters used: $\sigma = 0$ S/m, $\epsilon_r = 1$; $\rho = 0$ kg/m³

Phantom section: TCoil Section

DASY 5 Configuration:

- Probe: AM1DV3 - 3115; ; Calibrated: 2022-06-13
- Sensor-Surface: 0mm (Fix Surface)
- Electronics: DAE4 Sn1324; Calibrated: 2022-10-17
- Phantom: HAC Test Arch with AMCC; Type: SD HAC P01 BA; Serial:
- DASY52 52.10.4(1527); SEMCAD X 14.6.14(7483)

T-Coil scan/General Scans/y (transversal) 4.2mm 50 x 50/ABM Interpolated SNR


(x,y,z) (121x121x1): Interpolated grid: dx=1.000 mm, dy=1.000 mm

ABM1/ABM2 = 49.37 dB

ABM1 comp = 0.38 dBA/m

BWC Factor = 0.16 dB

Location: 6.3, -0.4, 3.7 mm



0 dB = 294.3 = 49.38 dB

Test Laboratory: SGS-SAR Lab

U380AA HAC-T-Coil-LTE Band 66 20M QPSK 100RB0 132322CH

DUT: U380AA; Type: Smart Phone; Serial: 860719060006628

Communication System: UID 0, LTE-FDD BW 20MHz (0); Frequency: 1745 MHz;Duty Cycle: 1:1

Medium: Air;Medium parameters used: $\sigma = 0$ S/m, $\epsilon_r = 1$; $\rho = 0$ kg/m³

Phantom section: TCoil Section

DASY 5 Configuration:

- Probe: AM1DV3 - 3115; ; Calibrated: 2022-06-13
- Sensor-Surface: 0mm (Fix Surface)
- Electronics: DAE4 Sn1324; Calibrated: 2022-10-17
- Phantom: HAC Test Arch with AMCC; Type: SD HAC P01 BA; Serial:
- DASY52 52.10.4(1527); SEMCAD X 14.6.14(7483)

T-Coil scan/General Scans/z (axial) 4.2mm 50 x 50/ABM Interpolated SNR(x,y,z)


(121x121x1): Interpolated grid: dx=1.000 mm, dy=1.000 mm

ABM1/ABM2 = 48.42 dB

ABM1 comp = 5.09 dBA/m

BWC Factor = 0.16 dB

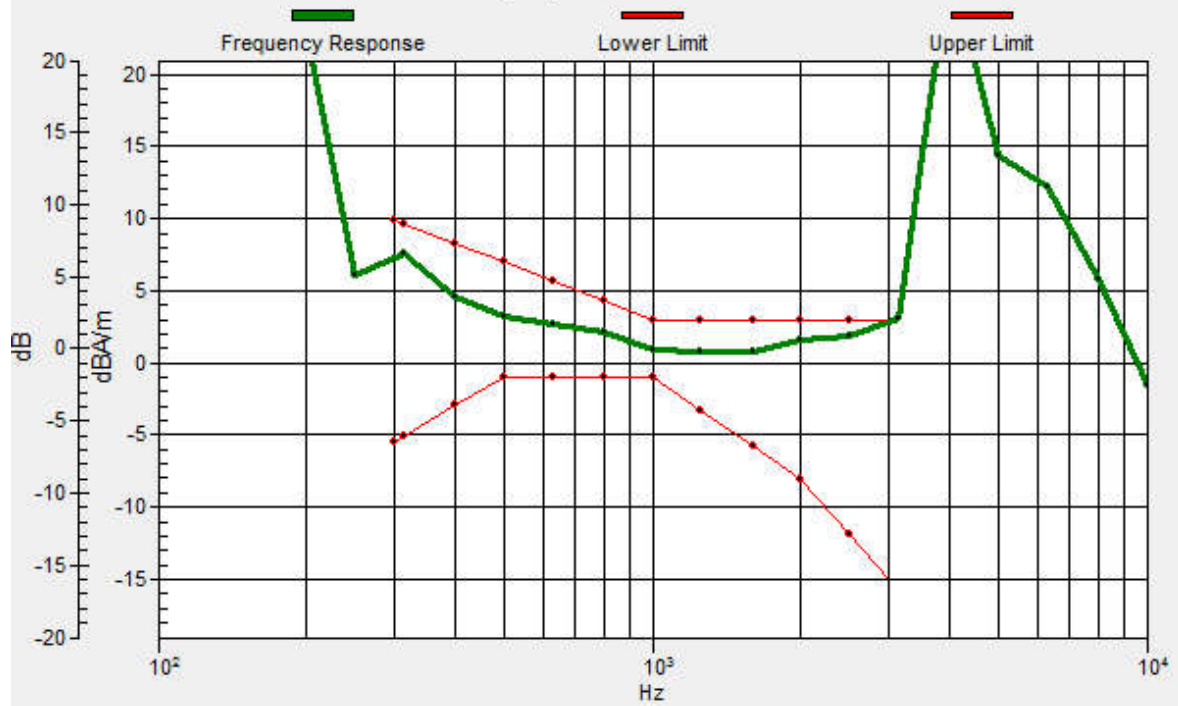
Location: 0.8, 5, 3.7 mm



0 dB = 263.7 = 48.42 dB

General Scans/z (axial) wideband at best S/N 3 4/ABM Freq Resp(x,y,z,f)

Loc: 1, 4.9, 3.7 mm Diff: 0.16dB



Test Laboratory: SGS-SAR Lab

U380AA HAC-T-Coil-LTE Band 66 20M QPSK 100RB0 132322CH

DUT: U380AA; Type: Smart Phone; Serial: 860719060006628

Communication System: UID 0, LTE-FDD BW 20MHz (0); Frequency: 1745 MHz;Duty Cycle: 1:1

Medium: Air;Medium parameters used: $\sigma = 0$ S/m, $\epsilon_r = 1$; $\rho = 0$ kg/m³

Phantom section: TCoil Section

DASY 5 Configuration:

- Probe: AM1DV3 - 3115; ; Calibrated: 2022-06-13
- Sensor-Surface: 0mm (Fix Surface)
- Electronics: DAE4 Sn1324; Calibrated: 2022-10-17
- Phantom: HAC Test Arch with AMCC; Type: SD HAC P01 BA; Serial:
- DASY52 52.10.4(1527); SEMCAD X 14.6.14(7483)

T-Coil scan/General Scans/y (transversal) 4.2mm 50 x 50/ABM Interpolated SNR


(x,y,z) (121x121x1): Interpolated grid: dx=1.000 mm, dy=1.000 mm

ABM1/ABM2 = 40.27 dB

ABM1 comp = -0.54 dBA/m

BWC Factor = 0.16 dB

Location: 3.3, -0.8, 3.7 mm



0 dB = 103.1 = 40.27 dB

Test Laboratory: SGS-SAR Lab

U380AA HAC-T-Coil-WiFi 2.4G 802.11b 6CH

DUT: U380AA; Type: Smart Phone; Serial: 860719060006628

Communication System: UID 0, WI-FI(2.4GHz) (0); Frequency: 2437 MHz;Duty Cycle: 1:1

Medium: Air;Medium parameters used: $\sigma = 0$ S/m, $\epsilon_r = 1$; $\rho = 0$ kg/m³

Phantom section: TCoil Section

DASY 5 Configuration:

- Probe: AM1DV3 - 3115; ; Calibrated: 2022-06-13
- Sensor-Surface: 0mm (Fix Surface)
- Electronics: DAE4 Sn1324; Calibrated: 2022-10-17
- Phantom: HAC Test Arch with AMCC; Type: SD HAC P01 BA; Serial:
- DASY52 52.10.4(1527); SEMCAD X 14.6.14(7483)

T-Coil scan/General Scans/z (axial) 4.2mm 50 x 50/ABM Interpolated SNR(x,y,z)


(121x121x1): Interpolated grid: dx=1.000 mm, dy=1.000 mm

ABM1/ABM2 = 45.60 dB

ABM1 comp = 3.05 dBA/m

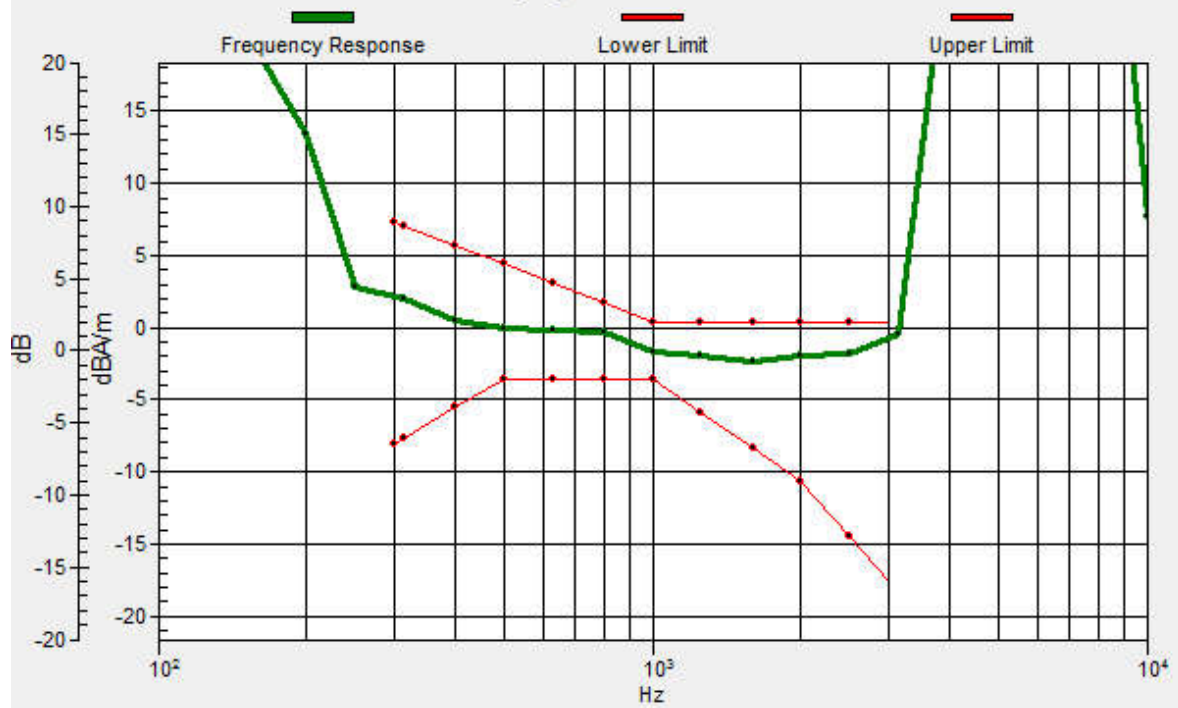
BWC Factor = 0.15 dB

Location: 4.2, 3.7, 3.7 mm



General Scans/z (axial) wideband at best S/N 3/ABM Freq Resp(x,y,z,f)

Loc: 4.1, 3.9, 3.7 mm Diff: 1.14dB



Test Laboratory: SGS-SAR Lab

U380AA HAC-T-Coil-WiFi 2.4G 802.11b 6CH

DUT: U380AA; Type: Smart Phone; Serial: 860719060006628

Communication System: UID 0, WI-FI(2.4GHz) (0); Frequency: 2437 MHz;Duty Cycle: 1:1

Medium: Air;Medium parameters used: $\sigma = 0$ S/m, $\epsilon_r = 1$; $\rho = 0$ kg/m³

Phantom section: TCoil Section

DASY 5 Configuration:

- Probe: AM1DV3 - 3115; ; Calibrated: 2022-06-13
- Sensor-Surface: 0mm (Fix Surface)
- Electronics: DAE4 Sn1324; Calibrated: 2022-10-17
- Phantom: HAC Test Arch with AMCC; Type: SD HAC P01 BA; Serial:
- DASY52 52.10.4(1527); SEMCAD X 14.6.14(7483)

T-Coil scan/General Scans/y (transversal) 4.2mm 50 x 50/ABM Interpolated SNR


(x,y,z) (121x121x1): Interpolated grid: dx=1.000 mm, dy=1.000 mm

ABM1/ABM2 = 37.34 dB

ABM1 comp = -5.52 dBA/m

BWC Factor = 0.15 dB

Location: -3.7, 16.7, 3.7 mm



0 dB = 73.62 = 37.34 dB

Test Laboratory: SGS-SAR Lab

U380AA HAC-T-Coil-WiFi 5G 802.11a 40CH

DUT: U380AA; Type: Smart Phone; Serial: 860719060006628

Communication System: UID 0, WI-FI(5GHz) (0); Frequency: 5200 MHz;Duty Cycle: 1:1

Medium: Air;Medium parameters used: $\sigma = 0$ S/m, $\epsilon_r = 1$; $\rho = 0$ kg/m³

Phantom section: TCoil Section

DASY 5 Configuration:

- Probe: AM1DV3 - 3115; ; Calibrated: 2022-06-13
- Sensor-Surface: 0mm (Fix Surface)
- Electronics: DAE4 Sn1324; Calibrated: 2022-10-17
- Phantom: HAC Test Arch with AMCC; Type: SD HAC P01 BA; Serial:
- DASY52 52.10.4(1527); SEMCAD X 14.6.14(7483)

T-Coil scan/General Scans/z (axial) 4.2mm 50 x 50/ABM Interpolated SNR(x,y,z)


(121x121x1): Interpolated grid: dx=1.000 mm, dy=1.000 mm

ABM1/ABM2 = 52.77 dB

ABM1 comp = 3.86 dBA/m

BWC Factor = 0.15 dB

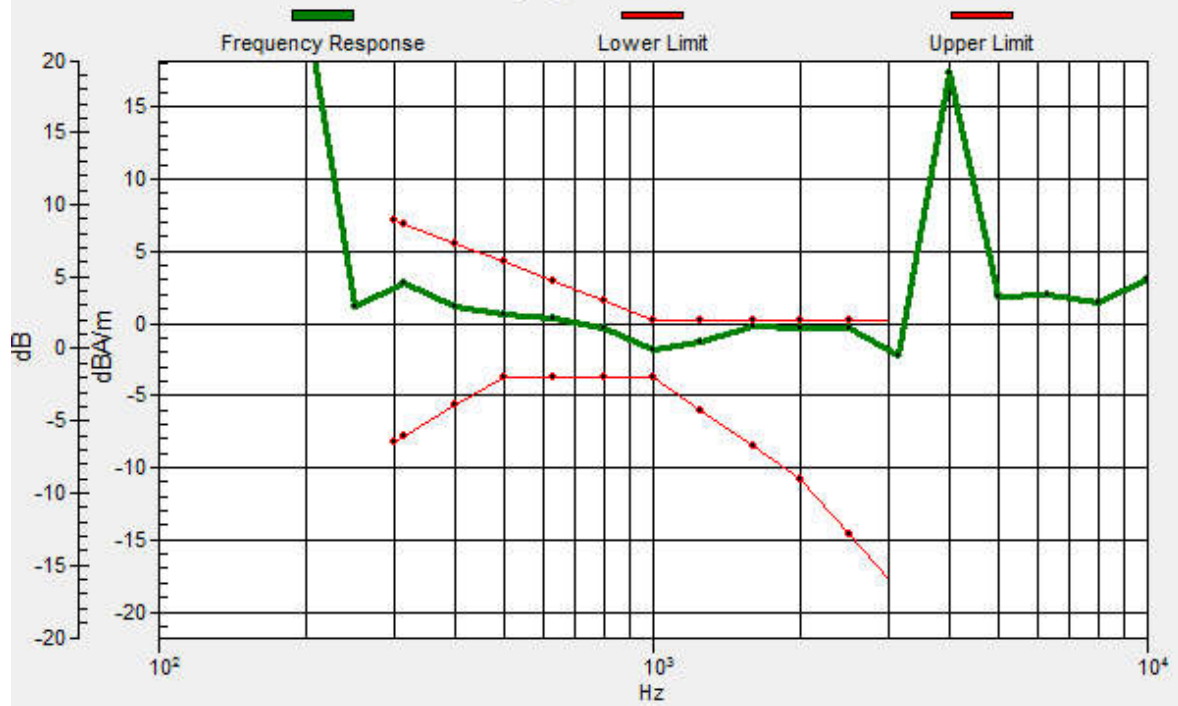
Location: 4.2, 4.2, 3.7 mm



0 dB = 435.2 = 52.77 dB

General Scans/z (axial) wideband at best S/N 3/ABM Freq Resp(x,y,z,f)

Loc: 4.2, 4.2, 3.7 mm Diff: 0.46dB



Test Laboratory: SGS-SAR Lab

U380AA HAC-T-Coil-WiFi 5G 802.11a 40CH

DUT: U380AA; Type: Smart Phone; Serial: 860719060006628

Communication System: UID 0, WI-FI(5GHz) (0); Frequency: 5200 MHz;Duty Cycle: 1:1

Medium: Air;Medium parameters used: $\sigma = 0$ S/m, $\epsilon_r = 1$; $\rho = 0$ kg/m³

Phantom section: TCoil Section

DASY 5 Configuration:

- Probe: AM1DV3 - 3115; ; Calibrated: 2022-06-13
- Sensor-Surface: 0mm (Fix Surface)
- Electronics: DAE4 Sn1324; Calibrated: 2022-10-17
- Phantom: HAC Test Arch with AMCC; Type: SD HAC P01 BA; Serial:
- DASY52 52.10.4(1527); SEMCAD X 14.6.14(7483)

T-Coil scan/General Scans/y (transversal) 4.2mm 50 x 50/ABM Interpolated SNR


(x,y,z) (121x121x1): Interpolated grid: dx=1.000 mm, dy=1.000 mm

ABM1/ABM2 = 42.28 dB

ABM1 comp = -4.85 dBA/m

BWC Factor = 0.15 dB

Location: -2.9, 16.7, 3.7 mm



0 dB = 130.0 = 42.28 dB

Test Laboratory: SGS-SAR Lab

U380AA HAC-T-Coil-WiFi 5G 802.11a 60CH

DUT: U380AA; Type: Smart Phone; Serial: 860719060006628

Communication System: UID 0, WI-FI(5GHz) (0); Frequency: 5300 MHz;Duty Cycle: 1:1

Medium: Air;Medium parameters used: $\sigma = 0$ S/m, $\epsilon_r = 1$; $\rho = 0$ kg/m³
Phantom section: TCoil Section

DASY 5 Configuration:

- Probe: AM1DV3 - 3115; ; Calibrated: 2022-06-13
- Sensor-Surface: 0mm (Fix Surface)
- Electronics: DAE4 Sn1324; Calibrated: 2022-10-17
- Phantom: HAC Test Arch with AMCC; Type: SD HAC P01 BA; Serial:
- DASY52 52.10.4(1527); SEMCAD X 14.6.14(7483)

T-Coil scan/General Scans/z (axial) 4.2mm 50 x 50/ABM Interpolated SNR(x,y,z)


(121x121x1): Interpolated grid: dx=1.000 mm, dy=1.000 mm

ABM1/ABM2 = 53.04 dB

ABM1 comp = 3.28 dBA/m

BWC Factor = 0.15 dB

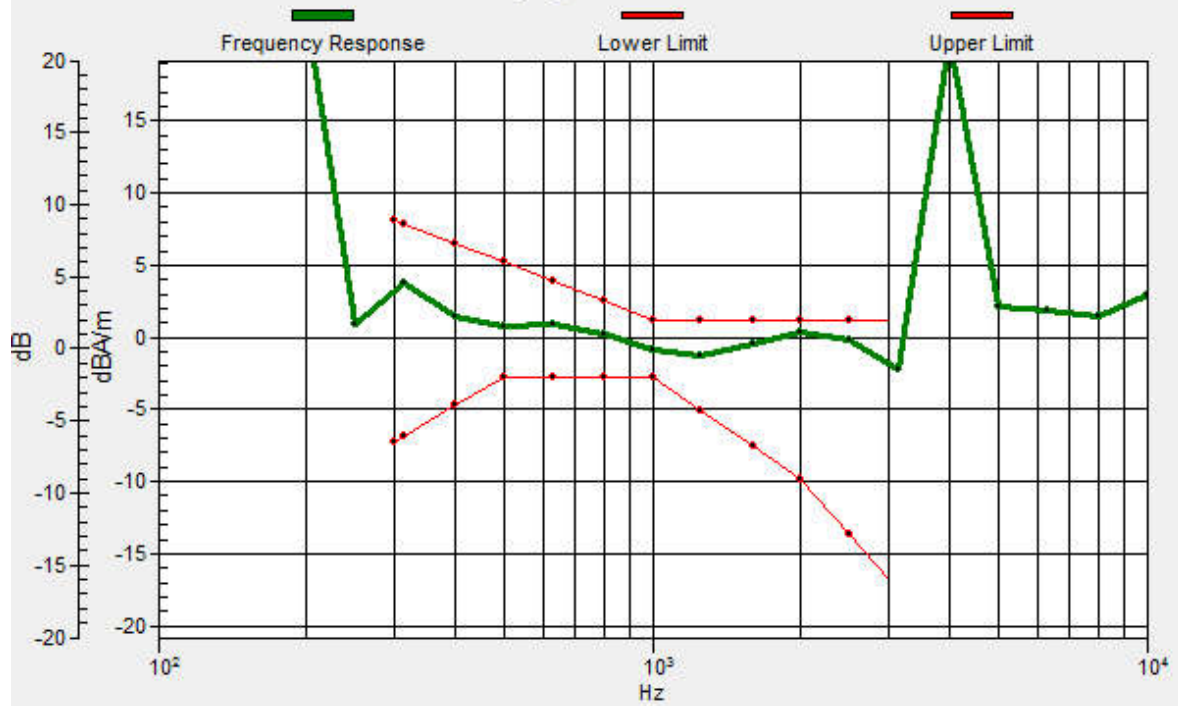
Location: 4.2, 4.2, 3.7 mm



0 dB = 448.9 = 53.04 dB

General Scans/z (axial) wideband at best S/N 3/ABM Freq Resp(x,y,z,f)

Loc: 4.2, 4.2, 3.7 mm Diff: 0.79dB



Test Laboratory: SGS-SAR Lab

U380AA HAC-T-Coil-WiFi 5G 802.11a 60CH

DUT: U380AA; Type: Smart Phone; Serial: 860719060006628

Communication System: UID 0, WI-FI(5GHz) (0); Frequency: 5300 MHz;Duty Cycle: 1:1

Medium: Air;Medium parameters used: $\sigma = 0$ S/m, $\epsilon_r = 1$; $\rho = 0$ kg/m³

Phantom section: TCoil Section

DASY 5 Configuration:

- Probe: AM1DV3 - 3115; ; Calibrated: 2022-06-13
- Sensor-Surface: 0mm (Fix Surface)
- Electronics: DAE4 Sn1324; Calibrated: 2022-10-17
- Phantom: HAC Test Arch with AMCC; Type: SD HAC P01 BA; Serial:
- DASY52 52.10.4(1527); SEMCAD X 14.6.14(7483)

T-Coil scan/General Scans/y (transversal) 4.2mm 50 x 50/ABM Interpolated SNR


(x,y,z) (121x121x1): Interpolated grid: dx=1.000 mm, dy=1.000 mm

ABM1/ABM2 = 42.47 dB

ABM1 comp = -5.91 dBA/m

BWC Factor = 0.15 dB

Location: -4.2, 16.7, 3.7 mm



0 dB = 132.8 = 42.46 dB

Test Laboratory: SGS-SAR Lab

U380AA HAC-T-Coil-WiFi 5G 802.11a 124CH

DUT: U380AA; Type: Smart Phone; Serial: 860719060006628

Communication System: UID 0, WI-FI(5GHz) (0); Frequency: 5620 MHz;Duty Cycle: 1:1

Medium: Air;Medium parameters used: $\sigma = 0$ S/m, $\epsilon_r = 1$; $\rho = 0$ kg/m³

Phantom section: TCoil Section

DASY 5 Configuration:

- Probe: AM1DV3 - 3115; ; Calibrated: 2022-06-13
- Sensor-Surface: 0mm (Fix Surface)
- Electronics: DAE4 Sn1324; Calibrated: 2022-10-17
- Phantom: HAC Test Arch with AMCC; Type: SD HAC P01 BA; Serial:
- DASY52 52.10.4(1527); SEMCAD X 14.6.14(7483)

T-Coil scan/General Scans/z (axial) 4.2mm 50 x 50/ABM Interpolated SNR(x,y,z)


(121x121x1): Interpolated grid: dx=1.000 mm, dy=1.000 mm

ABM1/ABM2 = 51.81 dB

ABM1 comp = 3.31 dBA/m

BWC Factor = 0.15 dB

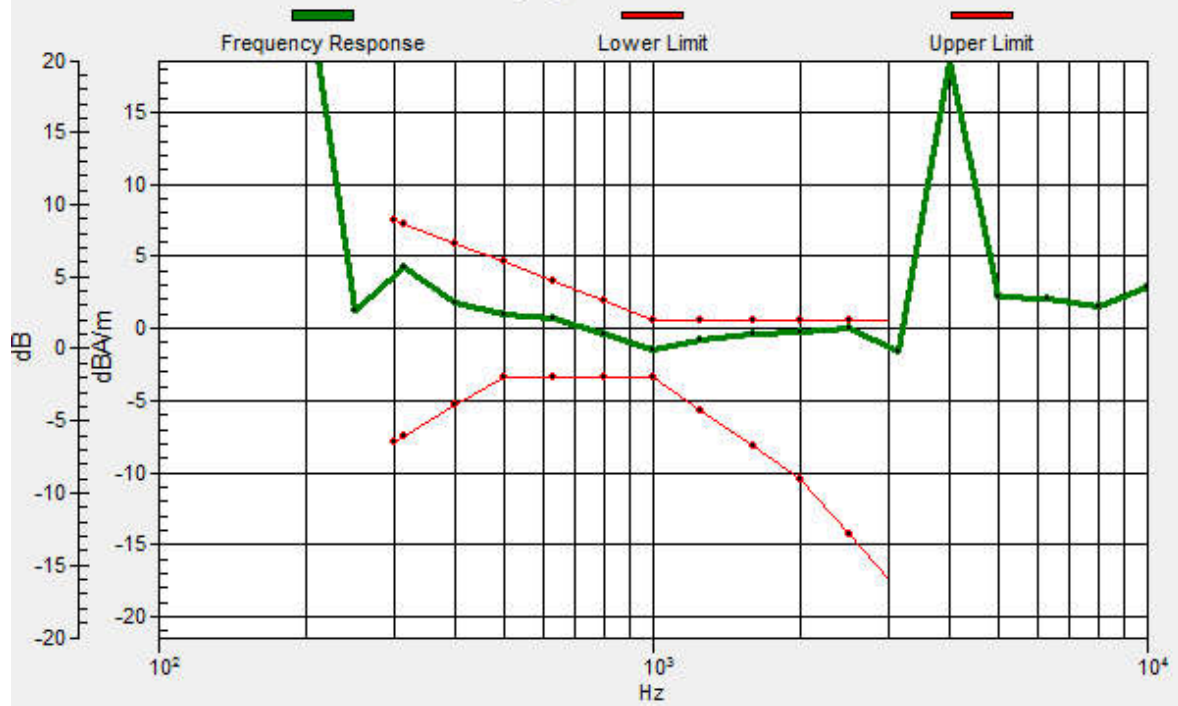
Location: 4.2, 4.2, 3.7 mm



0 dB = 389.3 = 51.81 dB

General Scans/z (axial) wideband at best S/N 3/ABM Freq Resp(x,y,z,f)

Loc: 4.1, 4.1, 3.7 mm Diff: 0.56dB



Test Laboratory: SGS-SAR Lab

U380AA HAC-T-Coil-WiFi 5G 802.11a 124CH

DUT: U380AA; Type: Smart Phone; Serial: 860719060006628

Communication System: UID 0, WI-FI(5GHz) (0); Frequency: 5620 MHz;Duty Cycle: 1:1

Medium: Air;Medium parameters used: $\sigma = 0$ S/m, $\epsilon_r = 1$; $\rho = 0$ kg/m³

Phantom section: TCoil Section

DASY 5 Configuration:

- Probe: AM1DV3 - 3115; ; Calibrated: 2022-06-13
- Sensor-Surface: 0mm (Fix Surface)
- Electronics: DAE4 Sn1324; Calibrated: 2022-10-17
- Phantom: HAC Test Arch with AMCC; Type: SD HAC P01 BA; Serial:
- DASY52 52.10.4(1527); SEMCAD X 14.6.14(7483)

T-Coil scan/General Scans/y (transversal) 4.2mm 50 x 50/ABM Interpolated SNR


(x,y,z) (121x121x1): Interpolated grid: dx=1.000 mm, dy=1.000 mm

ABM1/ABM2 = 42.59 dB

ABM1 comp = -5.22 dBA/m

BWC Factor = 0.15 dB

Location: -3.7, 16.7, 3.7 mm



0 dB = 134.7 = 42.59 dB

Test Laboratory: SGS-SAR Lab

U380AA HAC-T-Coil-WiFi 5G 802.11a 157CH

DUT: U380AA; Type: Smart Phone; Serial: 860719060006628

Communication System: UID 0, WI-FI(5GHz) (0); Frequency: 5785 MHz;Duty Cycle: 1:1

Medium: Air;Medium parameters used: $\sigma = 0$ S/m, $\epsilon_r = 1$; $\rho = 0$ kg/m³

Phantom section: TCoil Section

DASY 5 Configuration:

- Probe: AM1DV3 - 3115; ; Calibrated: 2022-06-13
- Sensor-Surface: 0mm (Fix Surface)
- Electronics: DAE4 Sn1324; Calibrated: 2022-10-17
- Phantom: HAC Test Arch with AMCC; Type: SD HAC P01 BA; Serial:
- DASY52 52.10.4(1527); SEMCAD X 14.6.14(7483)

T-Coil scan/General Scans/z (axial) 4.2mm 50 x 50/ABM Interpolated SNR(x,y,z)


(121x121x1): Interpolated grid: dx=1.000 mm, dy=1.000 mm

ABM1/ABM2 = 51.95 dB

ABM1 comp = 3.43 dBA/m

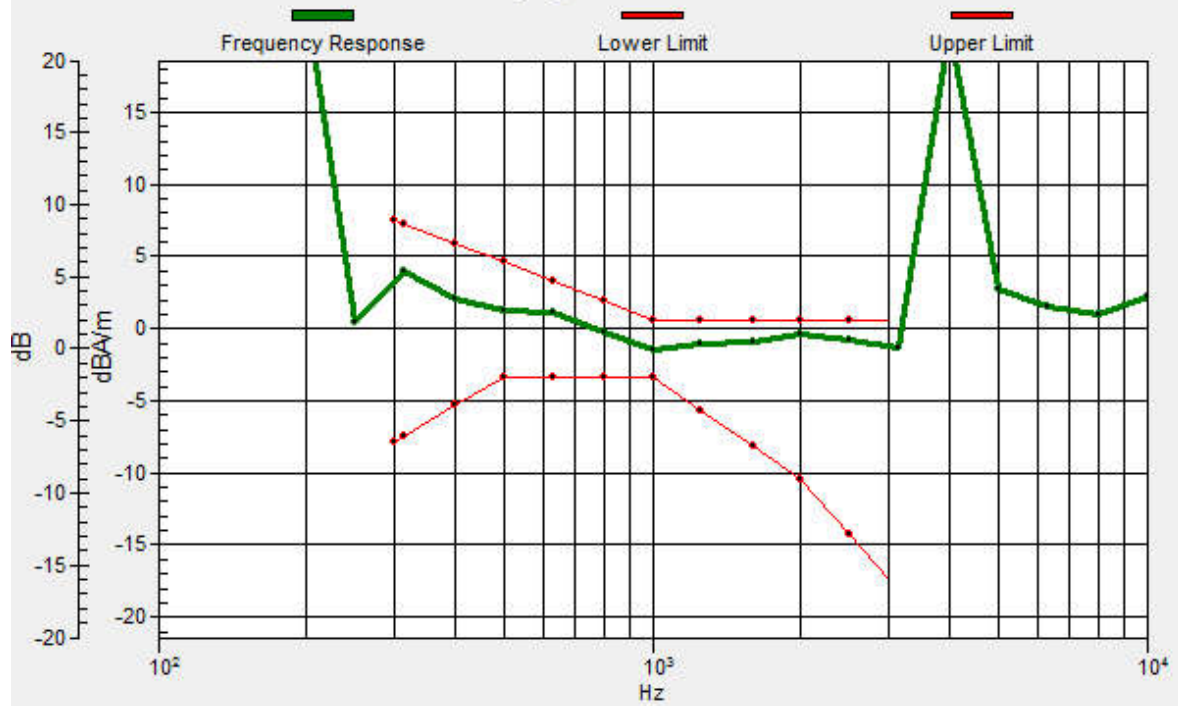
BWC Factor = 0.15 dB

Location: 4.2, 4.2, 3.7 mm



General Scans/z (axial) wideband at best S/N 3/ABM Freq Resp(x,y,z,f)

Loc: 4.2, 4.2, 3.7 mm Diff: 1.01dB



Test Laboratory: SGS-SAR Lab

U380AA HAC-T-Coil-WiFi 5G 802.11a 157CH

DUT: U380AA; Type: Smart Phone; Serial: 860719060006628

Communication System: UID 0, WI-FI(5GHz) (0); Frequency: 5785 MHz;Duty Cycle: 1:1

Medium: Air;Medium parameters used: $\sigma = 0$ S/m, $\epsilon_r = 1$; $\rho = 0$ kg/m³

Phantom section: TCoil Section

DASY 5 Configuration:

- Probe: AM1DV3 - 3115; ; Calibrated: 2022-06-13
- Sensor-Surface: 0mm (Fix Surface)
- Electronics: DAE4 Sn1324; Calibrated: 2022-10-17
- Phantom: HAC Test Arch with AMCC; Type: SD HAC P01 BA; Serial:
- DASY52 52.10.4(1527); SEMCAD X 14.6.14(7483)

T-Coil scan/General Scans/y (transversal) 4.2mm 50 x 50/ABM Interpolated SNR


(x,y,z) (121x121x1): Interpolated grid: dx=1.000 mm, dy=1.000 mm

ABM1/ABM2 = 42.71 dB

ABM1 comp = -5.47 dBA/m

BWC Factor = 0.15 dB

Location: -3.7, 16.7, 3.7 mm



0 dB = 136.6 = 42.71 dB

Test Laboratory: SGS-SAR Lab

U380AA HAC-VOIP-WCDMA Band II AMR Voice 9400CH

DUT: U380AA; Type: Smart Phone; Serial: 860719060006628

Communication System: UID 0, WCDMA (0); Frequency: 1880 MHz; Duty Cycle: 1:1

Medium: Air; Medium parameters used: $\sigma = 0$ S/m, $\epsilon_r = 1$; $\rho = 0$ kg/m³

Phantom section: TCoil Section

DASY 5 Configuration:

- Probe: AM1DV3 - 3115; ; Calibrated: 2022-06-13
- Sensor-Surface: 0mm (Fix Surface)
- Electronics: DAE4 Sn1324; Calibrated: 2022-10-17
- Phantom: HAC Test Arch with AMCC; Type: SD HAC P01 BA; Serial:
- DASY52 52.10.4(1527); SEMCAD X 14.6.14(7483)

T-Coil scan/General Scans/z (axial) 4.2mm 50 x 50/ABM Interpolated SNR(x,y,z)


(121x121x1): Interpolated grid: dx=1.000 mm, dy=1.000 mm

ABM1/ABM2 = 54.98 dB

ABM1 comp = 11.46 dBA/m

BWC Factor = 0.16 dB

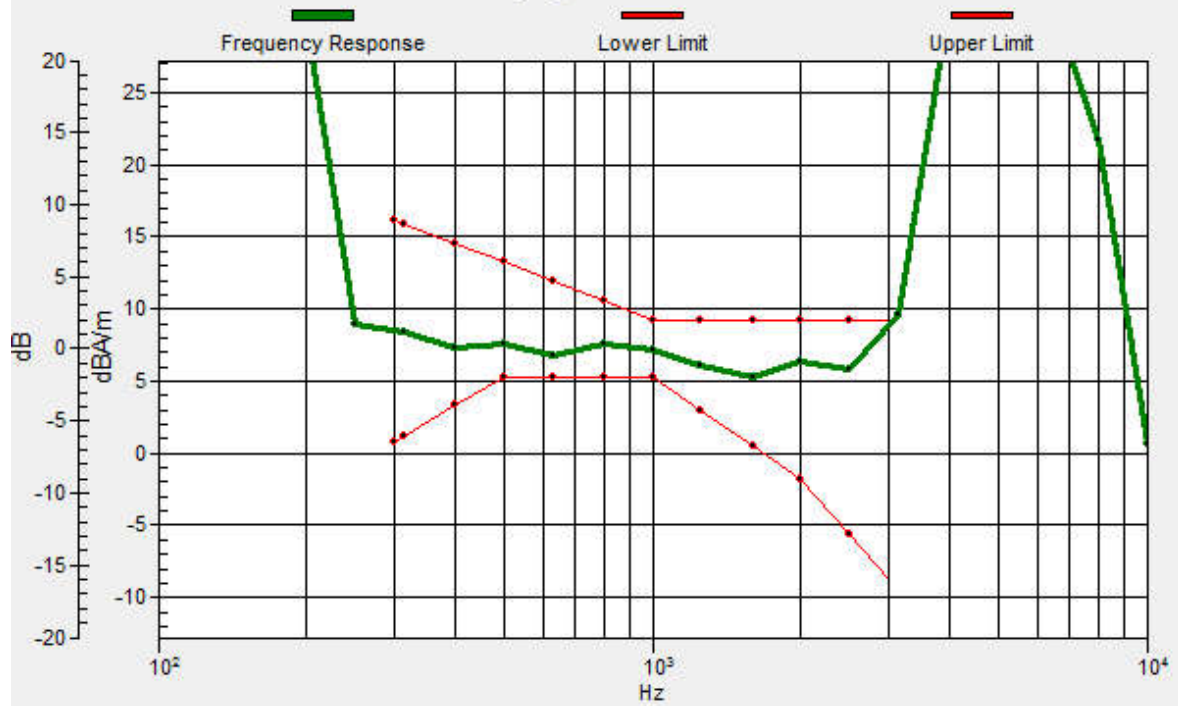
Location: 4.6, 4.6, 3.7 mm



0 dB = 560.9 = 54.98 dB

General Scans/z (axial) wideband at best S/N 3/ABM Freq Resp(x,y,z,f)

Loc: 4.8, 4.4, 3.7 mm Diff: 0.44dB



Test Laboratory: SGS-SAR Lab

U380AA HAC-VOIP-WCDMA Band II AMR Voice 9400CH

DUT: U380AA; Type: Smart Phone; Serial: 860719060006628

Communication System: UID 0, WCDMA (0); Frequency: 1880 MHz; Duty Cycle: 1:1

Medium: Air; Medium parameters used: $\sigma = 0$ S/m, $\epsilon_r = 1$; $\rho = 0$ kg/m³

Phantom section: TCoil Section

DASY 5 Configuration:

- Probe: AM1DV3 - 3115; ; Calibrated: 2022-06-13
- Sensor-Surface: 0mm (Fix Surface)
- Electronics: DAE4 Sn1324; Calibrated: 2022-10-17
- Phantom: HAC Test Arch with AMCC; Type: SD HAC P01 BA; Serial:
- DASY52 52.10.4(1527); SEMCAD X 14.6.14(7483)

T-Coil scan/General Scans/y (transversal) 4.2mm 50 x 50/ABM Interpolated SNR


(x,y,z) (121x121x1): Interpolated grid: dx=1.000 mm, dy=1.000 mm

ABM1/ABM2 = 45.04 dB

ABM1 comp = 1.91 dBA/m

BWC Factor = 0.16 dB

Location: 0.8, -1.7, 3.7 mm



0 dB = 178.7 = 45.04 dB

Test Laboratory: SGS-SAR Lab

U380AA HAC-VOIP-LTE Band 66 20M QPSK 100RB0 132322CH

DUT: U380AA; Type: Smart Phone; Serial: 860719060006628

Communication System: UID 0, LTE-FDD BW 20MHz (0); Frequency: 1745 MHz;Duty Cycle: 1:1

Medium: Air;Medium parameters used: $\sigma = 0$ S/m, $\epsilon_r = 1$; $\rho = 0$ kg/m³

Phantom section: TCoil Section

DASY 5 Configuration:

- Probe: AM1DV3 - 3115; ; Calibrated: 2022-06-13
- Sensor-Surface: 0mm (Fix Surface)
- Electronics: DAE4 Sn1324; Calibrated: 2022-10-17
- Phantom: HAC Test Arch with AMCC; Type: SD HAC P01 BA; Serial:
- DASY52 52.10.4(1527); SEMCAD X 14.6.14(7483)

T-Coil scan/General Scans/z (axial) 4.2mm 50 x 50/ABM Interpolated SNR(x,y,z)


(121x121x1): Interpolated grid: dx=1.000 mm, dy=1.000 mm

ABM1/ABM2 = 54.76 dB

ABM1 comp = 10.43 dBA/m

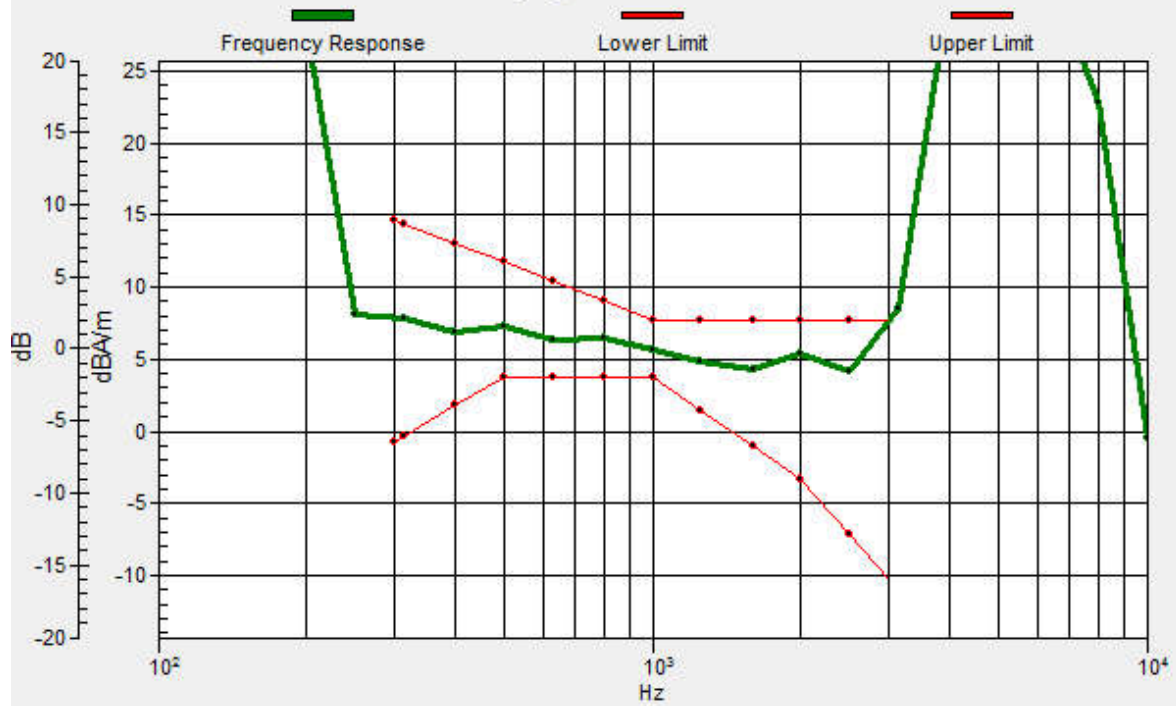
BWC Factor = 0.16 dB

Location: 4.6, 3.3, 3.7 mm



General Scans/z (axial) wideband at best S/N/ABM Freq Resp(x,y,z,f)

Loc: 4.5, 3.5, 3.7 mm Diff: 0.23dB



Test Laboratory: SGS-SAR Lab

U380AA HAC-VOIP-LTE Band 66 20M QPSK 100RB0 132322CH

DUT: U380AA; Type: Smart Phone; Serial: 860719060006628

Communication System: UID 0, LTE-FDD BW 20MHz (0); Frequency: 1745 MHz;Duty Cycle: 1:1

Medium: Air;Medium parameters used: $\sigma = 0$ S/m, $\epsilon_r = 1$; $\rho = 0$ kg/m³

Phantom section: TCoil Section

DASY 5 Configuration:

- Probe: AM1DV3 - 3115; ; Calibrated: 2022-06-13
- Sensor-Surface: 0mm (Fix Surface)
- Electronics: DAE4 Sn1324; Calibrated: 2022-10-17
- Phantom: HAC Test Arch with AMCC; Type: SD HAC P01 BA; Serial:
- DASY52 52.10.4(1527); SEMCAD X 14.6.14(7483)

T-Coil scan/General Scans/y (transversal) 4.2mm 50 x 50/ABM Interpolated SNR


(x,y,z) (121x121x1): Interpolated grid: dx=1.000 mm, dy=1.000 mm

ABM1/ABM2 = 44.58 dB

ABM1 comp = -0.22 dBA/m

BWC Factor = 0.16 dB

Location: -2.5, 17.1, 3.7 mm



0 dB = 169.4 = 44.58 dB

Test Laboratory: SGS-SAR Lab

U380AA HAC-VOIP-WiFi 2.4G 802.11b 6CH

DUT: U380AA; Type: Smart Phone; Serial: 860719060006628

Communication System: UID 0, WI-FI(2.4GHz) (0); Frequency: 2437 MHz;Duty Cycle: 1:1

Medium: Air;Medium parameters used: $\sigma = 0$ S/m, $\epsilon_r = 1$; $\rho = 0$ kg/m³

Phantom section: TCoil Section

DASY 5 Configuration:

- Probe: AM1DV3 - 3115; ; Calibrated: 2022-06-13
- Sensor-Surface: 0mm (Fix Surface)
- Electronics: DAE4 Sn1324; Calibrated: 2022-10-17
- Phantom: HAC Test Arch with AMCC; Type: SD HAC P01 BA; Serial:
- DASY52 52.10.4(1527); SEMCAD X 14.6.14(7483)

T-Coil scan/General Scans/z (axial) 4.2mm 50 x 50/ABM Interpolated SNR(x,y,z)


(121x121x1): Interpolated grid: dx=1.000 mm, dy=1.000 mm

ABM1/ABM2 = 52.23 dB

ABM1 comp = 13.27 dBA/m

BWC Factor = 0.16 dB

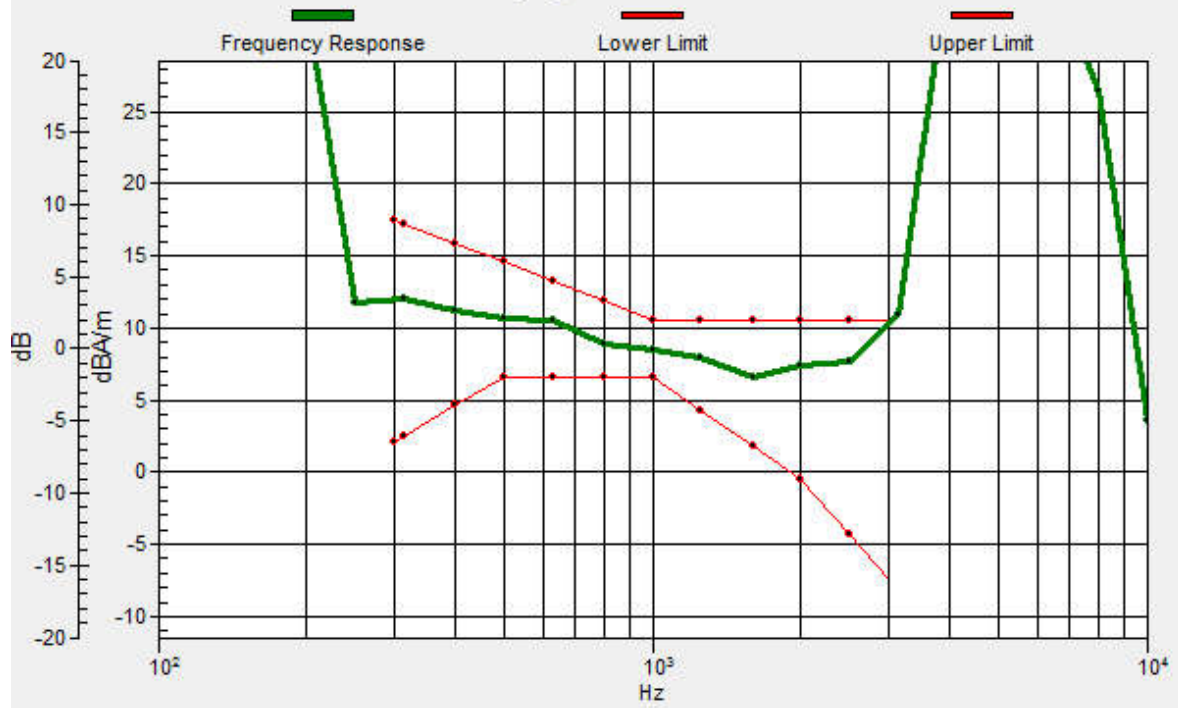
Location: 7.5, 3.7, 3.7 mm



0 dB = 409.0 = 52.23 dB

General Scans/z (axial) wideband at best S/N 3/ABM Freq Resp(x,y,z,f)

Loc: 7.6, 3.7, 3.7 mm Diff: 0.39dB



Test Laboratory: SGS-SAR Lab

U380AA HAC-VOIP-WiFi 2.4G 802.11b 6CH

DUT: U380AA; Type: Smart Phone; Serial: 860719060006628

Communication System: UID 0, WI-FI(2.4GHz) (0); Frequency: 2437 MHz;Duty Cycle: 1:1

Medium: Air;Medium parameters used: $\sigma = 0$ S/m, $\epsilon_r = 1$; $\rho = 0$ kg/m³

Phantom section: TCoil Section

DASY 5 Configuration:

- Probe: AM1DV3 - 3115; ; Calibrated: 2022-06-13
- Sensor-Surface: 0mm (Fix Surface)
- Electronics: DAE4 Sn1324; Calibrated: 2022-10-17
- Phantom: HAC Test Arch with AMCC; Type: SD HAC P01 BA; Serial:
- DASY52 52.10.4(1527); SEMCAD X 14.6.14(7483)

T-Coil scan/General Scans/y (transversal) 4.2mm 50 x 50/ABM Interpolated SNR


(x,y,z) (121x121x1): Interpolated grid: dx=1.000 mm, dy=1.000 mm

ABM1/ABM2 = 43.79 dB

ABM1 comp = 0.95 dBA/m

BWC Factor = 0.16 dB

Location: -1.2, 17.1, 3.7 mm



0 dB = 154.8 = 43.80 dB

Test Laboratory: SGS-SAR Lab

U380AA HAC-VOIP-WiFi 5G 802.11a 40CH

DUT: U380AA; Type: Smart Phone; Serial: 860719060006628

Communication System: UID 0, WI-FI(5GHz) (0); Frequency: 5200 MHz;Duty Cycle: 1:1

Medium: Air;Medium parameters used: $\sigma = 0$ S/m, $\epsilon_r = 1$; $\rho = 0$ kg/m³

Phantom section: TCoil Section

DASY 5 Configuration:

- Probe: AM1DV3 - 3115; ; Calibrated: 2022-06-13
- Sensor-Surface: 0mm (Fix Surface)
- Electronics: DAE4 Sn1324; Calibrated: 2022-10-17
- Phantom: HAC Test Arch with AMCC; Type: SD HAC P01 BA; Serial:
- DASY52 52.10.4(1527); SEMCAD X 14.6.14(7483)

T-Coil scan/General Scans/z (axial) 4.2mm 50 x 50/ABM Interpolated SNR(x,y,z)


(121x121x1): Interpolated grid: dx=1.000 mm, dy=1.000 mm

ABM1/ABM2 = 48.90 dB

ABM1 comp = 10.78 dBA/m

BWC Factor = 0.16 dB

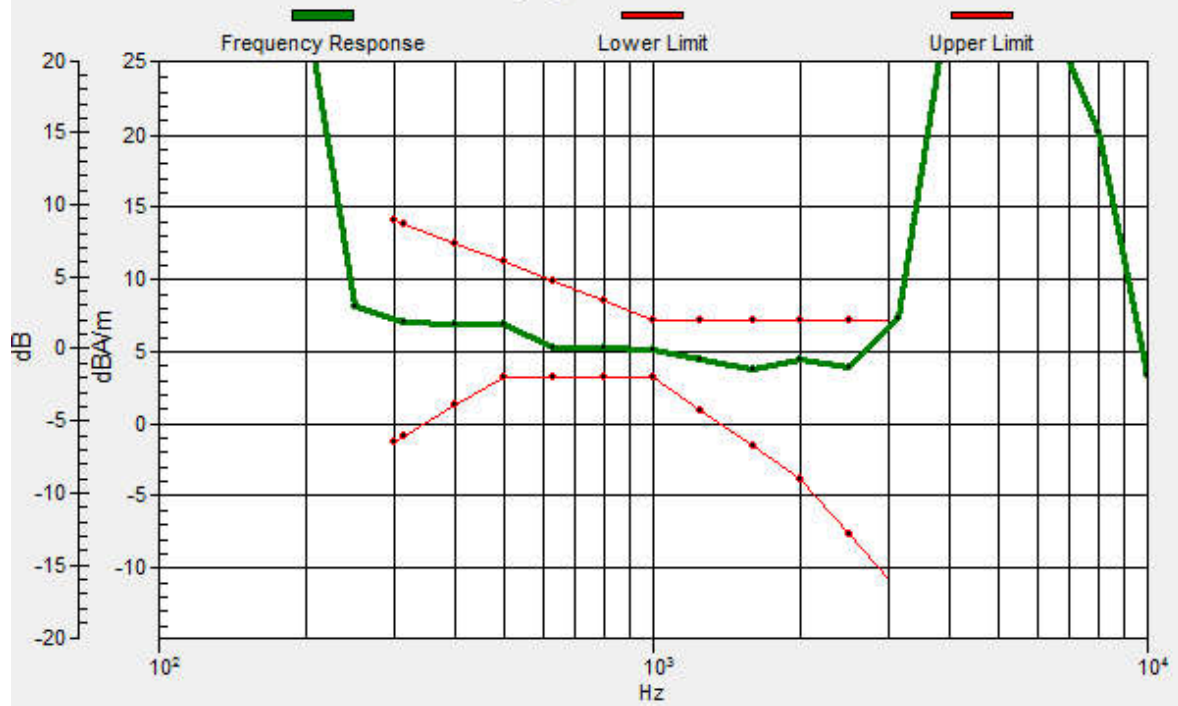
Location: 6.3, 1.7, 3.7 mm



0 dB = 278.7 = 48.90 dB

General Scans/z (axial) wideband at best S/N 3/ABM Freq Resp(x,y,z,f)

Loc: 6.2, 1.7, 3.7 mm Diff: 0.67dB



Test Laboratory: SGS-SAR Lab

U380AA HAC-VOIP-WiFi 5G 802.11a 40CH

DUT: U380AA; Type: Smart Phone; Serial: 860719060006628

Communication System: UID 0, WI-FI(5GHz) (0); Frequency: 5200 MHz;Duty Cycle: 1:1

Medium: Air;Medium parameters used: $\sigma = 0$ S/m, $\epsilon_r = 1$; $\rho = 0$ kg/m³

Phantom section: TCoil Section

DASY 5 Configuration:

- Probe: AM1DV3 - 3115; ; Calibrated: 2022-06-13
- Sensor-Surface: 0mm (Fix Surface)
- Electronics: DAE4 Sn1324; Calibrated: 2022-10-17
- Phantom: HAC Test Arch with AMCC; Type: SD HAC P01 BA; Serial:
- DASY52 52.10.4(1527); SEMCAD X 14.6.14(7483)

T-Coil scan/General Scans/y (transversal) 4.2mm 50 x 50/ABM Interpolated SNR


(x,y,z) (121x121x1): Interpolated grid: dx=1.000 mm, dy=1.000 mm

ABM1/ABM2 = 40.64 dB

ABM1 comp = -4.59 dBA/m

BWC Factor = 0.16 dB

Location: -7.1, 17.5, 3.7 mm



0 dB = 107.6 = 40.64 dB