

Report No.: SEWM2304000115RG03

Rev.: 01

Page: 1 of 4

Appendix D

Photographs

- | |
|-------------------------------------|
| 1. SAR measurement System |
| 2. Photographs of EUT test position |
| 3. EUT Constructional Details |

Report No.: SEWM2304000115RG03

Rev.: 01

Page: 2 of 4

1 HAC measurement System




Report No.: SEWM2304000115RG03

Rev.: 01



Page: 3 of 4

2 Photographs of Test Setup

Photo 1: Receiver of mobile contact center of Arch



3 EUT Constructional Details

Photo 2: Front View	Photo 3: Back View
 A photograph showing the front view of a black smartphone. The phone is centered vertically and horizontally. A metal ruler is placed vertically to the left of the phone, and another metal ruler is placed horizontally below the phone. The background is a solid blue fabric. The vertical ruler shows markings from 1 to 20 cm. The horizontal ruler shows markings from 1 to 20 cm.	 A photograph showing the back view of a black smartphone. The phone is centered vertically and horizontally. A metal ruler is placed vertically to the left of the phone, and another metal ruler is placed horizontally below the phone. The background is a solid blue fabric. The vertical ruler shows markings from 1 to 20 cm. The horizontal ruler shows markings from 1 to 20 cm. The back of the phone features a camera module with three lenses and a flash, and the AT&T logo is visible at the bottom.