




FCC SAR TEST REPORT

Application No.: SEWM2304000115RG
Applicant: Shenzhen Tinno Mobile Technology Corp.
Manufacturer: Shenzhen Tinno Mobile Technology Corp.
Product Name: Smart Phone
Model No.(EUT): U380AA, U380AC
FCC ID: XD6U380AA
Standards: FCC 47CFR §2.1093
Date of Receipt: 2023-04-17
Date of Test: 2023-04-18 to 2023-05-02
Date of Issue: 2022-05-23
Test conclusion: **PASS ***

* In the configuration tested, the EUT detailed in this report complied with the standards specified above.

Authorized Signature:



Panta Sun

Wireless Laboratory Manager

The manufacturer should ensure that all products in series production are in conformity with the product sample detailed in this report.

If the product in this report is used in any configuration other than that detailed in the report, the manufacturer must ensure the new system complies with all relevant standards. Any mention of SGS International Electrical Approvals or testing done by SGS International Electrical Approvals in connection with, distribution or use of the product described in this report must be approved by SGS International Electrical Approvals in writing.



Unless otherwise agreed in writing, this document is issued by the Company subject to its General Conditions of Service printed overleaf, available on request or accessible at <http://www.sgs.com/en/Terms-and-Conditions.aspx> and, for electronic format documents, subject to Terms and Conditions for Electronic Documents at <http://www.sgs.com/en/Terms-and-Conditions/Terms-e-Documents.aspx>. Attention is drawn to the limitation of liability, indemnification and jurisdiction issues defined therein. Any holder of this document is advised that information contained hereon reflects the Company's findings at the time of its intervention only and within the limits of Client's instructions, if any. The Company's sole responsibility is to its Client and this document does not exonerate parties to a transaction from exercising all their rights and obligations under the transaction documents. This document cannot be reproduced except in full, without prior written approval of the Company. Any unauthorized alteration, forgery or falsification of the content or appearance of this document is unlawful and offenders may be prosecuted to the fullest extent of the law. Unless otherwise stated the results shown in this test report refer only to the sample(s) tested and such sample(s) are retained for 30 days only.
Attention: To check the authenticity of testing /inspection report & certificate, please contact us at telephone: (86-755) 8307 1443, or email: CN.Doccheck@sgs.com

SGS-CSTC Standards Technical Services (Suzhou) Co., Ltd.
Wireless Laboratory

South of No. 6 Plant, No. 1, Runsheng Road, Suzhou Industrial Park, Suzhou Area, China (Jiangsu) Pilot Free Trade Zone 215000
 中国·苏州·中国(江苏)自由贸易试验区苏州片区苏州工业园区润胜路1号的6号厂房南面 邮编: 215000

t (86-512) 62992980 www.sgs.com.cn
 t (86-512) 62992980 sgs.china@sgs.com

REVISION HISTORY

Report Number	Revision	Description	Issue Date
SEWM2304000115RG01	01	Original	2023-05-23



Unless otherwise agreed in writing, this document is issued by the Company subject to its General Conditions of Service printed overleaf, available on request or accessible at <http://www.sgs.com/en/Terms-and-Conditions.aspx> and, for electronic format documents, subject to Terms and Conditions for Electronic Documents at <http://www.sgs.com/en/Terms-and-Conditions/Terms-e-Documents.aspx>. Attention is drawn to the limitation of liability, indemnification and jurisdiction issues defined therein. Any holder of this document is advised that information contained hereon reflects the Company's findings at the time of its intervention only and within the limits of Client's instructions, if any. The Company's sole responsibility is to its Client and this document does not exonerate parties to a transaction from exercising all their rights and obligations under the transaction documents. This document cannot be reproduced except in full, without prior written approval of the Company. Any unauthorized alteration, forgery or falsification of the content or appearance of this document is unlawful and offenders may be prosecuted to the fullest extent of the law. Unless otherwise stated the results shown in this test report refer only to the sample(s) tested and such sample(s) are retained for 30 days only.

Attention: To check the authenticity of testing /inspection report & certificate, please contact us at telephone: (86-755) 8307 1443, or email: CN.Doccheck@sgs.com

South of No. 6 Plant, No. 1, Runsheng Road, Suzhou Industrial Park, Suzhou Area, China (Jiangsu) Pilot Free Trade Zone 215000 t (86-512) 62992980 www.sgs.com.cn
中国·苏州·中国(江苏)自由贸易试验区苏州片区苏州工业园区润胜路1号的6号厂房南面 邮编: 215000 t (86-512) 62992980 sgs.china@sgs.com

TEST SUMMARY

Frequency Band	Maximum Reported SAR(W/kg)			
	Head	Body-worn	Hotspot	Product specific 10g SAR
WCDMA Band II	0.38	0.49	1.10	3.01
WCDMA Band IV	0.26	1.11	1.13	3.01
WCDMA Band V	0.41	0.52	0.62	/
LTE Band 2	0.37	0.43	1.13	3.04
LTE Band 5	0.42	0.59	0.69	/
LTE Band 7	0.19	0.71	1.17	3.16
LTE Band 12	0.32	0.56	0.69	/
LTE Band 14	0.45	0.74	0.84	/
LTE Band 30	0.29	0.63	1.09	/
LTE Band 66	0.24	1.17	1.29	3.41
WI-FI (2.4GHz)	1.11	0.25	0.63	/
WI-FI (5GHz)	1.22	0.31	1.05	1.29
BT	0.11	0.02	0.07	/
SAR Limited(W/kg)	1.6			4.0
Maximum Simultaneous Transmission SAR (W/kg)				
Scenario	Head	Body-worn	Hotspot	Product specific 10g SAR
Sum SAR	1.59	1.50	1.40	3.59
SPLSR	/	/	0.02	0.06
SPLSR Limited	0.04			0.1

Reviewed by

Well Wei

Well Wei

Prepared by

Nick Hu

Nick Hu



Unless otherwise agreed in writing, this document is issued by the Company subject to its General Conditions of Service printed overleaf, available on request or accessible at <http://www.sgs.com/en/Terms-and-Conditions.aspx> and, for electronic format documents, subject to Terms and Conditions for Electronic Documents at <http://www.sgs.com/en/Terms-and-Conditions/Terms-e-Documents.aspx>. Attention is drawn to the limitation of liability, indemnification and jurisdiction issues defined therein. Any holder of this document is advised that information contained hereon reflects the Company's findings at the time of its intervention only and within the limits of Client's instructions, if any. The Company's sole responsibility is to its Client and this document does not exonerate parties to a transaction from exercising all their rights and obligations under the transaction documents. This document cannot be reproduced except in full, without prior written approval of the Company. Any unauthorized alteration, forgery or falsification of the content or appearance of this document is unlawful and offenders may be prosecuted to the fullest extent of the law. Unless otherwise stated the results shown in this test report refer only to the sample(s) tested and such sample(s) are retained for 30 days only.

Attention: To check the authenticity of testing /inspection report & certificate, please contact us at telephone: (86-755) 8307 1443, or email: CN.Doccheck@sgs.com

South of No. 6 Plant, No. 1, Runsheng Road, Suzhou Industrial Park, Suzhou Area, China (Jiangsu) Pilot Free Trade Zone 215000
中国·苏州·中国(江苏)自由贸易试验区苏州片区苏州工业园区润胜路1号的6号厂房南面 邮编: 215000

t (86-512) 62992980 www.sgs.com.cn
t (86-512) 62992980 sgs.china@sgs.com

CONTENTS

1	GENERAL INFORMATION	6
1.1	DETAILS OF CLIENT	6
1.2	TEST LOCATION	6
1.3	TEST FACILITY	7
1.4	GENERAL DESCRIPTION OF EUT	8
1.4.1	DUT Antenna Locations(Back View)	9
1.5	TEST SPECIFICATION	10
1.6	RF EXPOSURE LIMITS	11
2	LABORATORY ENVIRONMENT	12
3	SAR MEASUREMENTS SYSTEM CONFIGURATION	13
3.1	THE SAR MEASUREMENT SYSTEM	13
3.2	ISOTROPIC E-FIELD PROBE EX3DV4	14
3.3	DATA ACQUISITION ELECTRONICS (DAE)	15
3.4	SAM TWIN PHANTOM	15
3.5	DEVICE HOLDER FOR TRANSMITTERS	16
3.6	MEASUREMENT PROCEDURE	17
3.6.1	Scanning procedure	17
3.6.2	Data Storage	19
3.6.3	Data Evaluation by SEMCAD	19
4	SAR MEASUREMENT VARIABILITY AND UNCERTAINTY	21
4.1	SAR MEASUREMENT VARIABILITY	21
4.2	SAR MEASUREMENT UNCERTAINTY	21
5	DESCRIPTION OF TEST POSITION	22
5.1	HEAD EXPOSURE CONDITION	22
5.1.1	SAM Phantom Shape	22
5.1.2	EUT constructions	23
5.1.3	Definition of the "cheek" position	23
5.1.4	Definition of the "tilted" position	24
5.2	BODY EXPOSURE CONDITION	25
5.2.1	Body-worn accessory exposure conditions	25
5.2.2	Wireless Router exposure conditions	26
5.3	EXTREMITY EXPOSURE CONDITIONS	26
6	SAR SYSTEM VERIFICATION PROCEDURE	27
6.1	TISSUE SIMULATE LIQUID	27
6.1.1	Recipes for Tissue Simulate Liquid	27
6.1.2	Measurement for Tissue Simulate Liquid	28
6.2	SAR SYSTEM CHECK	29
6.2.1	Justification for Extended SAR Dipole Calibrations	30
6.2.2	Summary System Check Result(s)	31
6.2.3	Detailed System Check Results	31
7	TEST CONFIGURATION	32
7.1	3G SAR TEST REDUCTION PROCEDURE	32



Unless otherwise agreed in writing, this document is issued by the Company subject to its General Conditions of Service printed overleaf, available on request or accessible at <http://www.sgs.com/en/Terms-and-Conditions.aspx> and, for electronic format documents, subject to Terms and Conditions for Electronic Documents at <http://www.sgs.com/en/Terms-and-Conditions/Terms-e-Documents.aspx>. Attention is drawn to the limitation of liability, indemnification and jurisdiction issues defined therein. Any holder of this document is advised that information contained hereon reflects the Company's findings at the time of its intervention only and within the limits of Client's instructions, if any. The Company's sole responsibility is to its Client and this document does not exonerate parties to a transaction from exercising all their rights and obligations under the transaction documents. This document cannot be reproduced except in full, without prior written approval of the Company. Any unauthorized alteration, forgery or falsification of the content or appearance of this document is unlawful and offenders may be prosecuted to the fullest extent of the law. Unless otherwise stated the results shown in this test report refer only to the sample(s) tested and such sample(s) are retained for 30 days only.

Attention: To check the authenticity of testing /inspection report & certificate, please contact us at telephone: (86-755) 8307 1443, or email: CN.Doccheck@sgs.com

South of No. 6 Plant, No. 1, Runsheng Road, Suzhou Industrial Park, Suzhou Area, China (Jiangsu) Pilot Free Trade Zone 215000
中国·苏州·中国(江苏)自由贸易试验区苏州片区苏州工业园区润胜路1号的6号厂房南部 邮编: 215000

t (86-512) 62992980 www.sgs.com.cn
t (86-512) 62992980 sgs.china@sgs.com

7.2	OPERATION CONFIGURATIONS	32
7.2.1	WCDMA Test Configuration.....	32
7.2.2	WiFi Test Configuration	39
7.2.3	LTE Test Configuration.....	45
8	TEST RESULT	47
8.1	MEASUREMENT OF RF CONDUCTED POWER	47
8.1.1	Conducted Power of WCDMA	47
8.1.2	Conducted Power of LTE.....	51
8.1.3	Conducted Power of WIFI.....	85
8.1.4	Conducted Power of BT.....	92
8.2	MEASUREMENT OF SAR DATA	93
8.2.1	SAR Result of WCDMA Band II.....	94
8.2.2	SAR Result of WCDMA Band IV	95
8.2.3	SAR Result of WCDMA Band V.....	96
8.2.4	SAR Result of LTE Band 2	97
8.2.5	SAR Result of LTE Band 5	99
8.2.6	SAR Result of LTE Band 7	100
8.2.7	SAR Result of LTE Band 12	102
8.2.8	SAR Result of LTE Band 14	103
8.2.9	SAR Result of LTE Band 30	104
8.2.10	SAR Result of LTE Band 66.....	105
8.2.11	SAR Result of WIFI 2.4G.....	107
8.2.12	SAR Result of WIFI 5G.....	108
8.2.13	SAR Result of BT.....	110
8.3	MULTIPLE TRANSMITTER EVALUATION	111
8.3.1	Simultaneous SAR SAR test evaluation	111
8.3.2	Simultaneous Transmission SAR Summation Scenario.....	112
8.3.3	SPLSR Evaluation Analysis	117
9	EQUIPMENT LIST	120
10	CALIBRATION CERTIFICATE	121
11	PHOTOGRAPHS	121
	APPENDIX A: DETAILED SYSTEM CHECK RESULTS	121
	APPENDIX B: DETAILED TEST RESULTS	121
	APPENDIX C: CALIBRATION CERTIFICATE	121
	APPENDIX D: PHOTOGRAPHS	121



Unless otherwise agreed in writing, this document is issued by the Company subject to its General Conditions of Service printed overleaf, available on request or accessible at <http://www.sgs.com/en/Terms-and-Conditions.aspx> and, for electronic format documents, subject to Terms and Conditions for Electronic Documents at <http://www.sgs.com/en/Terms-and-Conditions/Terms-e-Documents.aspx>. Attention is drawn to the limitation of liability, indemnification and jurisdiction issues defined therein. Any holder of this document is advised that information contained hereon reflects the Company's findings at the time of its intervention only and within the limits of Client's instructions, if any. The Company's sole responsibility is to its Client and this document does not exonerate parties to a transaction from exercising all their rights and obligations under the transaction documents. This document cannot be reproduced except in full, without prior written approval of the Company. Any unauthorized alteration, forgery or falsification of the content or appearance of this document is unlawful and offenders may be prosecuted to the fullest extent of the law. Unless otherwise stated the results shown in this test report refer only to the sample(s) tested and such sample(s) are retained for 30 days only.

Attention: To check the authenticity of testing /inspection report & certificate, please contact us at telephone: (86-755) 8307 1443, or email: CN.Doccheck@sgs.com

South of No. 6 Plant, No. 1, Runsheng Road, Suzhou Industrial Park, Suzhou Area, China (Jiangsu) Pilot Free Trade Zone 215000 t (86-512) 62992980 www.sgs.com.cn
 中国·苏州·中国(江苏)自由贸易试验区苏州片区苏州工业园区润胜路1号的6号厂房南楼 邮编: 215000 t (86-512) 62992980 sgs.china@sgs.com

1 General Information

1.1 Details of Client

Applicant:	Shenzhen Tinno Mobile Technology Corp.
Address:	27-001, South Side of Tianlong Mobile Headquarters Building, Tongfa South Road, Xili Community, Xili Street, Nanshan District, Shenzhen ,PRC
Manufacturer:	Shenzhen Tinno Mobile Technology Corp.
Address:	27-001, South Side of Tianlong Mobile Headquarters Building, Tongfa South Road, Xili Community, Xili Street, Nanshan District, Shenzhen ,PRC

1.2 Test Location

Company:	SGS-CSTC Standards Technical Services (Suzhou) Co., Ltd.
Address:	South of No. 6 Plant, No. 1, Runsheng Road, Suzhou Industrial Park, Suzhou Area, China (Jiangsu) Pilot Free Trade Zone
Post code:	215000
Test Engineer:	Alan Zhang



Unless otherwise agreed in writing, this document is issued by the Company subject to its General Conditions of Service printed overleaf, available on request or accessible at <http://www.sgs.com/en/Terms-and-Conditions.aspx> and, for electronic format documents, subject to Terms and Conditions for Electronic Documents at <http://www.sgs.com/en/Terms-and-Conditions/Terms-e-Documents.aspx>. Attention is drawn to the limitation of liability, indemnification and jurisdiction issues defined therein. Any holder of this document is advised that information contained hereon reflects the Company's findings at the time of its intervention only and within the limits of Client's instructions, if any. The Company's sole responsibility is to its Client and this document does not exonerate parties to a transaction from exercising all their rights and obligations under the transaction documents. This document cannot be reproduced except in full, without prior written approval of the Company. Any unauthorized alteration, forgery or falsification of the content or appearance of this document is unlawful and offenders may be prosecuted to the fullest extent of the law. Unless otherwise stated the results shown in this test report refer only to the sample(s) tested and such sample(s) are retained for 30 days only.

Attention: To check the authenticity of testing /inspection report & certificate, please contact us at telephone: (86-755) 8307 1443, or email: CN.Doccheck@sgs.com

South of No. 6 Plant, No. 1, Runsheng Road, Suzhou Industrial Park, Suzhou Area, China (Jiangsu) Pilot Free Trade Zone 215000
中国·苏州·中国(江苏)自由贸易试验区苏州片区苏州工业园区湖胜路1号的6号厂房南面 邮编: 215000

t (86-512) 62992980 www.sgs.com.cn
t (86-512) 62992980 sgs.china@sgs.com

1.3 Test Facility

The test facility is recognized, certified, or accredited by the following organizations:

• **A2LA (Certificate No. 6336.01)**

SGS-CSTC STANDARDS TECHNICAL SERVICES (SUZHOU) CO., LTD. Is accredited by the American Association for Laboratory Accreditation(A2LA). Certificate No. 6336.01.

• **Innovation, Science and Economic Development Canada**

SGS-CSTC STANDARDS TECHNICAL SERVICES (SUZHOU) CO., LTD. Has been recognized by ISED as an accredited testing laboratory.

CAB identifier: CN0120.

IC#: 27594.

• **FCC –Designation Number: CN1312**

SGS-CSTC STANDARDS TECHNICAL SERVICES (SUZHOU) CO., LTD. Has been recognized as an accredited testing laboratory.

Designation Number: CN1312.

Test Firm Registration Number: 717327



Unless otherwise agreed in writing, this document is issued by the Company subject to its General Conditions of Service printed overleaf, available on request or accessible at <http://www.sgs.com/en/Terms-and-Conditions.aspx> and, for electronic format documents, subject to Terms and Conditions for Electronic Documents at <http://www.sgs.com/en/Terms-and-Conditions/Terms-e-Documents.aspx>. Attention is drawn to the limitation of liability, indemnification and jurisdiction issues defined therein. Any holder of this document is advised that information contained hereon reflects the Company's findings at the time of its intervention only and within the limits of Client's instructions, if any. The Company's sole responsibility is to its Client and this document does not exonerate parties to a transaction from exercising all their rights and obligations under the transaction documents. This document cannot be reproduced except in full, without prior written approval of the Company. Any unauthorized alteration, forgery or falsification of the content or appearance of this document is unlawful and offenders may be prosecuted to the fullest extent of the law. Unless otherwise stated the results shown in this test report refer only to the sample(s) tested and such sample(s) are retained for 30 days only.
Attention: To check the authenticity of testing /inspection report & certificate, please contact us at telephone: (86-755) 8307 1443, or email: CN.Doccheck@sgs.com

South of No. 6 Plant, No. 1, Runsheng Road, Suzhou Industrial Park, Suzhou Area, China (Jiangsu) Pilot Free Trade Zone 215000

t (86-512) 62992980 www.sgsgroup.com.cn

中国·苏州·中国(江苏)自由贸易试验区苏州片区苏州工业园区湖胜路1号的6号厂房南面 邮编: 215000

t (86-512) 62992980 sgs.china@sgs.com

1.4 General Description of EUT

Device Type:	portable device		
Exposure Category:	uncontrolled environment / general population		
Product Name:	Smart Phone		
FCC ID:	XD6U380AA		
Product Phase:	Identical Prototype		
IMEI:	860719060004151 860719060004201		
Hardware Version:	V1.0		
Software Version:	U380AAV01.09.10		
Antenna Type:	Integrated		
Device Operating Configurations :			
Modulation Mode:	WCDMA: QPSK, 16QAM(HSPA+); LTE: QPSK, 16QAM, 64QAM WIFI: DSSS, OFDM; BT: GFSK, π/4DQPSK, 8DPSK		
Device Class:	B		
GPRS Multi-slots Class:	12	EGPRS Multi-slots Class:	12
HSDPA UE Category:	24	HSUPA UE Category	7
DC-HSDPA UE Category:	24		
Power Class	3, tested with power control "all 1"(WCDMA Band II / WCDMA Band IV / WCDMA Band V) 3, tested with power control Max Power(LTE Band 2/5/7/12/14/30/66(4))		
Frequency Bands:	Band	Tx (MHz)	Rx (MHz)
	WCDMA Band II	1850 -1910	1930 – 1990
	WCDMA Band IV	1710 – 1755	2110 – 2155
	WCDMA Band V	824 – 849	869 – 894
	LTE Band 2	1850 – 1910	1930 – 1990
	LTE Band 5	824 – 849	869 – 894
	LTE Band 7	2500 – 2570	2620 – 2690
	LTE Band 12	699 – 716	729 – 746
	LTE Band 14	788 – 798	758 – 768
	LTE Band 30	2305 – 2315	2350 – 2360
	LTE Band 66(4)	1710 – 1780	2110 – 2200
	Bluetooth	2400~2483.5	2400~2483.5
	Wi-Fi 2.4G	2402~2472	2402~2472
	Wi-Fi 5G	5150~5250	5150~5250
5250~5350		5250~5350	
5470~5725		5470~5725	
5725~5835		5725~5835	
RF Cable:	<input checked="" type="checkbox"/> Provided by the applicant <input type="checkbox"/> Provided by the laboratory		
Battery Information:	Model:	TNP446273P	
	Normal Voltage:	3.85V	
	Rated capacity:	2920mAh	
	Manufacturer:	Guangdong Fenghua New Energy Co.,Ltd.	
<p>Note: *Since the above data and/or information is provided by the client relevant results or conclusions of this report are only made for these data and/or information, SGS is not responsible for the authenticity, integrity and results of the data and information and/or the validity of the conclusion.</p> <p>Remark: As above information is provided and confirmed by the applicant. SGS is not liable to the accuracy, suitability, reliability or/and integrity of the information.</p>			

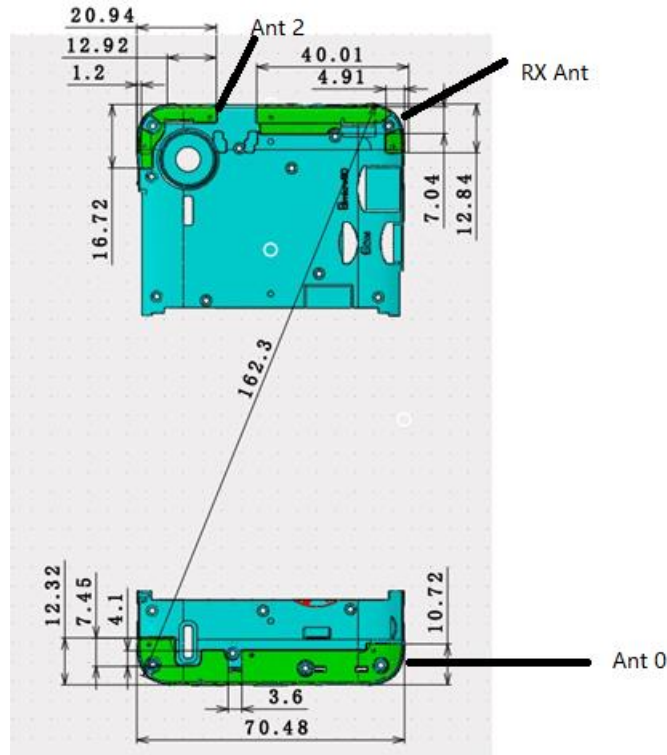


Unless otherwise agreed in writing, this document is issued by the Company subject to its General Conditions of Service printed overleaf, available on request or accessible at <http://www.sgs.com/en/Terms-and-Conditions.aspx> and, for electronic format documents, subject to Terms and Conditions for Electronic Documents at <http://www.sgs.com/en/Terms-and-Conditions/Terms-e-Documents.aspx>. Attention is drawn to the limitation of liability, indemnification and jurisdiction issues defined therein. Any holder of this document is advised that information contained hereon reflects the Company's findings at the time of its intervention only and within the limits of Client's instructions, if any. The Company's sole responsibility is to its Client and this document does not exonerate parties to a transaction from exercising all their rights and obligations under the transaction documents. This document cannot be reproduced except in full, without prior written approval of the Company. Any unauthorized alteration, forgery or falsification of the content or appearance of this document is unlawful and offenders may be prosecuted to the fullest extent of the law. Unless otherwise stated the results shown in this test report refer only to the sample(s) tested and such sample(s) are retained for 30 days only.

Attention: To check the authenticity of testing /inspection report & certificate, please contact us at telephone: (86-755) 8307 1443, or email: CN.Doccheck@sgs.com

South of No. 6 Plant, No. 1, Runsheng Road, Suzhou Industrial Park, Suzhou Area, China (Jiangsu) Pilot Free Trade Zone 215000 t (86-512) 62992980 www.sgs.com.cn
中国·苏州·中国(江苏)自由贸易试验区苏州片区苏州工业园区润胜路1号的6号厂房南楼 邮编: 215000 t (86-512) 62992980 sgs.china@sgs.com

1.4.1 DUT Antenna Locations(Back View)



Ref.	Band
ANT0	WCDMA B1/2/4/5/8, LTE B2/3/4/5/7/12/14/20/30/66
ANT2	GPS,2.4G WIFI,5G WIFI , BT

Note:

- 1) The test device is a smart phone. The overall diagonal dimension of this device is 162.3 mm.
- 2) The RX Antenna does not support transmitter function.

According to the distance between antennas and the sides of the EUT we can draw the conclusion that:

EUT Sides for SAR Testing							
Mode	Exposure Condition	Front	Back	Left	Right	Top	Bottom
Ant 0	Hotspot	Yes	Yes	Yes	Yes	No	Yes
Ant 2	Hotspot	Yes	Yes	No	Yes	Yes	No

Table 1: EUT Sides for SAR Testing

Note: When the antenna-to-edge distance is greater than 2.5cm, such position does not need to be tested.



Unless otherwise agreed in writing, this document is issued by the Company subject to its General Conditions of Service printed overleaf, available on request or accessible at <http://www.sgs.com/en/Terms-and-Conditions.aspx> and, for electronic format documents, subject to Terms and Conditions for Electronic Documents at <http://www.sgs.com/en/Terms-and-Conditions/Terms-e-Documents.aspx>. Attention is drawn to the limitation of liability, indemnification and jurisdiction issues defined therein. Any holder of this document is advised that information contained hereon reflects the Company's findings at the time of its intervention only and within the limits of Client's instructions, if any. The Company's sole responsibility is to its Client and this document does not exonerate parties to a transaction from exercising all their rights and obligations under the transaction documents. This document cannot be reproduced except in full, without prior written approval of the Company. Any unauthorized alteration, forgery or falsification of the content or appearance of this document is unlawful and offenders may be prosecuted to the fullest extent of the law. Unless otherwise stated the results shown in this test report refer only to the sample(s) tested and such sample(s) are retained for 30 days only.

Attention: To check the authenticity of testing /inspection report & certificate, please contact us at telephone: (86-755) 8307 1443, or email: CN.Doccheck@sgs.com
 South of No. 6 Plant, No. 1, Runsheng Road, Suzhou Industrial Park, Suzhou Area, China (Jiangsu) Pilot Free Trade Zone 215000 t (86-512) 62992980 www.sgs.com.cn
 中国·苏州·中国(江苏)自由贸易试验区苏州片区苏州工业园区润胜路1号的6号厂房南楼 邮编: 215000 t (86-512) 62992980 sgs.china@sgs.com

1.5 Test Specification

Identity	Document Title
FCC 47CFR §2.1093	Radiofrequency Radiation Exposure Evaluation: Portable Devices
ANSI/IEEE C95.1-1992	IEEE Standard for Safety Levels with Respect to Human Exposure to Radio Frequency Electromagnetic Fields, 3 kHz – 300 GHz.
IEEE 1528-2013	Recommended Practice for Determining the Peak Spatial-Average Specific Absorption Rate (SAR) in the Human Head from Wireless Communications Devices: Measurement Techniques
KDB 941225 D01	3G SAR Measurement Procedures v03r01
KDB 941225 D05	SAR for LTE Devices v02r05
KDB 941225 D06	Hotspot Mode SAR v02r01
KDB 248227 D01	SAR Guidance for IEEE 802 11 Wi-Fi SAR v02r02
KDB 648474 D04	Handset SAR v01r03
KDB 447498 D01	General RF Exposure Guidance v06
KDB 865664 D01	SAR Measurement 100 MHz to 6 GHz v01r04
KDB 865664 D02	RF Exposure Reporting v01r02
KDB 690783 D01	SAR Listings on Grants v01r03
KDB 616217 D04	SAR for laptop and tablets v01r02



Unless otherwise agreed in writing, this document is issued by the Company subject to its General Conditions of Service printed overleaf, available on request or accessible at <http://www.sgs.com/en/Terms-and-Conditions.aspx> and, for electronic format documents, subject to Terms and Conditions for Electronic Documents at <http://www.sgs.com/en/Terms-and-Conditions/Terms-e-Documents.aspx>. Attention is drawn to the limitation of liability, indemnification and jurisdiction issues defined therein. Any holder of this document is advised that information contained hereon reflects the Company's findings at the time of its intervention only and within the limits of Client's instructions, if any. The Company's sole responsibility is to its Client and this document does not exonerate parties to a transaction from exercising all their rights and obligations under the transaction documents. This document cannot be reproduced except in full, without prior written approval of the Company. Any unauthorized alteration, forgery or falsification of the content or appearance of this document is unlawful and offenders may be prosecuted to the fullest extent of the law. Unless otherwise stated the results shown in this test report refer only to the sample(s) tested and such sample(s) are retained for 30 days only.

Attention: To check the authenticity of testing /inspection report & certificate, please contact us at telephone: (86-755) 8307 1443, or email: CN.Doccheck@sgs.com

South of No. 6 Plant, No. 1, Runsheng Road, Suzhou Industrial Park, Suzhou Area, China (Jiangsu) Pilot Free Trade Zone 215000
中国·苏州·中国(江苏)自由贸易试验区苏州片区苏州工业园区润胜路1号的6号厂房南面 邮编: 215000

t (86-512) 62992980 www.sgs.com.cn
t (86-512) 62992980 sgs.china@sgs.com

1.6 RF exposure limits

Human Exposure	Uncontrolled Environment General Population	Controlled Environment Occupational
Spatial Peak SAR* (Brain*Trunk)	1.60 mW/g	8.00 mW/g
Spatial Average SAR** (Whole Body)	0.08 mW/g	0.40 mW/g
Spatial Peak SAR*** (Hands/Feet/Ankle/Wrist)	4.00 mW/g	20.00 mW/g

Notes:

* The Spatial Peak value of the SAR averaged over any 1 gram of tissue (defined as a tissue volume in the shape of a cube) and over the appropriate averaging time

** The Spatial Average value of the SAR averaged over the whole body.

*** The Spatial Peak value of the SAR averaged over any 10 grams of tissue (defined as a tissue volume in the shape of a cube) and over the appropriate averaging time.

Uncontrolled Environments are defined as locations where there is the exposure of individuals who have no knowledge or control of their exposure.

Controlled Environments are defined as locations where there is exposure that may be incurred by persons who are aware of the potential for exposure, (i.e. as a result of employment or occupation.)



Unless otherwise agreed in writing, this document is issued by the Company subject to its General Conditions of Service printed overleaf, available on request or accessible at <http://www.sgs.com/en/Terms-and-Conditions.aspx> and, for electronic format documents, subject to Terms and Conditions for Electronic Documents at <http://www.sgs.com/en/Terms-and-Conditions/Terms-e-Documents.aspx>. Attention is drawn to the limitation of liability, indemnification and jurisdiction issues defined therein. Any holder of this document is advised that information contained hereon reflects the Company's findings at the time of its intervention only and within the limits of Client's instructions, if any. The Company's sole responsibility is to its Client and this document does not exonerate parties to a transaction from exercising all their rights and obligations under the transaction documents. This document cannot be reproduced except in full, without prior written approval of the Company. Any unauthorized alteration, forgery or falsification of the content or appearance of this document is unlawful and offenders may be prosecuted to the fullest extent of the law. Unless otherwise stated the results shown in this test report refer only to the sample(s) tested and such sample(s) are retained for 30 days only.

Attention: To check the authenticity of testing /inspection report & certificate, please contact us at telephone: (86-755) 8307 1443, or email: CN.Doccheck@sgs.com

South of No. 6 Plant, No. 1, Runsheng Road, Suzhou Industrial Park, Suzhou Area, China (Jiangsu) Pilot Free Trade Zone 215000 t (86-512) 62992980 www.sgsgroup.com.cn
中国·苏州·中国(江苏)自由贸易试验区苏州片区苏州工业园区润胜路1号的6号厂房南面 邮编: 215000 t (86-512) 62992980 sgs.china@sgs.com

2 Laboratory Environment

Temperature	Min. = 18°C, Max. = 25 °C
Relative humidity	Min. = 30%, Max. = 70%
Ambient noise is checked and found very low and in compliance with requirement of standards.	
Reflection of surrounding objects is minimized and in compliance with requirement of standards.	

Table 2: The Ambient Conditions



Unless otherwise agreed in writing, this document is issued by the Company subject to its General Conditions of Service printed overleaf, available on request or accessible at <http://www.sgs.com/en/Terms-and-Conditions.aspx> and, for electronic format documents, subject to Terms and Conditions for Electronic Documents at <http://www.sgs.com/en/Terms-and-Conditions/Terms-e-Documents.aspx>. Attention is drawn to the limitation of liability, indemnification and jurisdiction issues defined therein. Any holder of this document is advised that information contained hereon reflects the Company's findings at the time of its intervention only and within the limits of Client's instructions, if any. The Company's sole responsibility is to its Client and this document does not exonerate parties to a transaction from exercising all their rights and obligations under the transaction documents. This document cannot be reproduced except in full, without prior written approval of the Company. Any unauthorized alteration, forgery or falsification of the content or appearance of this document is unlawful and offenders may be prosecuted to the fullest extent of the law. Unless otherwise stated the results shown in this test report refer only to the sample(s) tested and such sample(s) are retained for 30 days only.

Attention: To check the authenticity of testing /inspection report & certificate, please contact us at telephone: (86-755) 8307 1443, or email: CN.Doccheck@sgs.com

South of No. 6 Plant, No. 1, Runsheng Road, Suzhou Industrial Park, Suzhou Area, China (Jiangsu) Pilot Free Trade Zone 215000
中国·苏州·中国(江苏)自由贸易试验区苏州片区苏州工业园区润胜路1号的6号厂房南面 邮编: 215000

t (86-512) 62992980 www.sgs.com.cn
t (86-512) 62992980 sgs.china@sgs.com

3 SAR Measurements System Configuration

3.1 The SAR Measurement System

This SAR Measurement System uses a Computer-controlled 3-D stepper motor system (SPEAG DASY5 professional system). A E-field probe is used to determine the internal electric fields. The SAR can be obtained from the equation $SAR = \sigma (|E|^2) / \rho$ where σ and ρ are the conductivity and mass density of the tissue-Simulate.

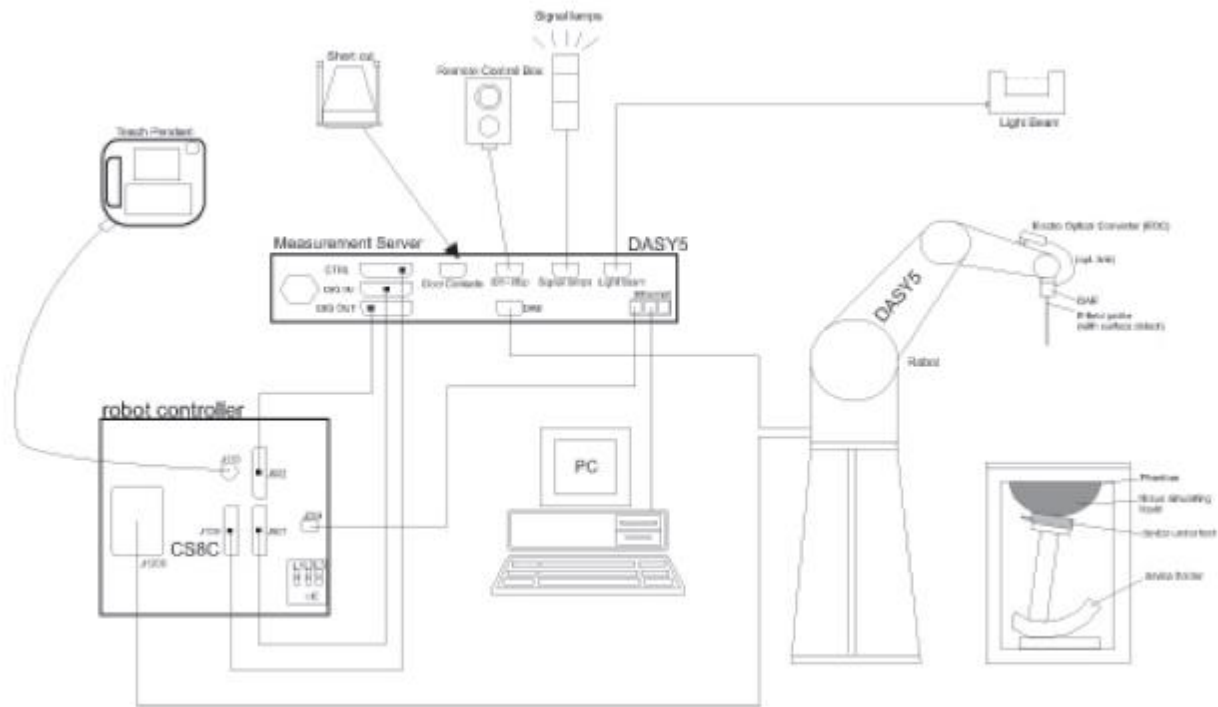
The DASY5 system for performing compliance tests consists of the following items:

A standard high precision 6-axis robot (Stabile RX family) with controller, teach pendant and software .An arm extension for accommodation the data acquisition electronics (DAE).

A dosimetric probe, i.e., an isotropic E-field probe optimized and calibrated for usage in tissue simulating liquid. The probe is equipped with an optical surface detector system.

A data acquisition electronics (DAE) which performs the signal amplification, signal multiplexing, AD-conversion, offset measurements, mechanical surface detection, collision detection, etc. The unit is battery powered with standard or rechargeable batteries. The signal is optically transmitted to the EOC.

The Electro-optical converter (EOC) performs the conversion between optical and electrical of the signals for the digital communication to DAE and for the analog signal from the optical surface detection. The EOC is connected to the measurement server.



F-1. SAR Measurement System Configuration




Unless otherwise agreed in writing, this document is issued by the Company subject to its General Conditions of Service printed overleaf, available on request or accessible at <http://www.sgs.com/en/Terms-and-Conditions.aspx> and, for electronic format documents, subject to Terms and Conditions for Electronic Documents at <http://www.sgs.com/en/Terms-and-Conditions/Terms-e-Document.aspx>. Attention is drawn to the limitation of liability, indemnification and jurisdiction issues defined therein. Any holder of this document is advised that information contained hereon reflects the Company's findings at the time of its intervention only and within the limits of Client's instructions, if any. The Company's sole responsibility is to its Client and this document does not exonerate parties to a transaction from exercising all their rights and obligations under the transaction documents. This document cannot be reproduced except in full, without prior written approval of the Company. Any unauthorized alteration, forgery or falsification of the content or appearance of this document is unlawful and offenders may be prosecuted to the fullest extent of the law. Unless otherwise stated the results shown in this test report refer only to the sample(s) tested and such sample(s) are retained for 30 days only.

Attention: To check the authenticity of testing /inspection report & certificate, please contact us at telephone: (86-755) 8307 1443, or email: CN.Doccheck@sgs.com

South of No. 6 Plant, No. 1, Runsheng Road, Suzhou Industrial Park, Suzhou Area, China (Jiangsu) Pilot Free Trade Zone 215000 t (86-512) 62992980 www.sgs.com.cn
中国·苏州·中国(江苏)自由贸易试验区苏州片区苏州工业园区润胜路1号的6号厂房南楼 邮编: 215000 t (86-512) 62992980 sgs.china@sgs.com

- The function of the measurement server is to perform the time critical tasks such as signal filtering, control of the robot operation and fast movement interrupts.
- A probe alignment unit which improves the (absolute) accuracy of the probe positioning.
- A computer operating Windows 7.
- DASY5 software.
- Remote control with teach pendant and additional circuitry for robot safety such as warning lamps, etc.
- The SAM twin phantom enabling testing left-hand, right-hand and Body Worn usage.
- The device holder for handheld mobile phones.
- Tissue simulating liquid mixed according to the given recipes.
- Validation dipole kits allowing to validating the proper functioning of the system.

3.2 Isotropic E-field Probe EX3DV4

	Symmetrical design with triangular core Built-in shielding against static charges PEEK enclosure material (resistant to organic solvents, e.g., DGBE)
Calibration	ISO/IEC 17025 calibration service available.
Frequency	10 MHz to > 6 GHz Linearity: ± 0.2 dB (30 MHz to 6 GHz)
Directivity	± 0.3 dB in TSL (rotation around probe axis) ± 0.5 dB in TSL (rotation normal to probe axis)
Dynamic Range	10 µW/g to > 100 mW/g Linearity: ± 0.2 dB (noise: typically < 1 µW/g)
Dimensions	Overall length: 337 mm (Tip: 20 mm) Tip diameter: 2.5 mm (Body: 12 mm) Typical distance from probe tip to dipole centers: 1 mm
Application	High precision dosimetric measurements in any exposure scenario (e.g., very strong gradient fields); the only probe that enables compliance testing for frequencies up to 6 GHz with precision of better 30%.
Compatibility	DASY3, DASY4, DASY52 SAR and higher, EASY4/MRI




Unless otherwise agreed in writing, this document is issued by the Company subject to its General Conditions of Service printed overleaf, available on request or accessible at <http://www.sgs.com/en/Terms-and-Conditions.aspx> and, for electronic format documents, subject to Terms and Conditions for Electronic Documents at <http://www.sgs.com/en/Terms-and-Conditions/Terms-e-Documents.aspx>. Attention is drawn to the limitation of liability, indemnification and jurisdiction issues defined therein. Any holder of this document is advised that information contained hereon reflects the Company's findings at the time of its intervention only and within the limits of Client's instructions, if any. The Company's sole responsibility is to its Client and this document does not exonerate parties to a transaction from exercising all their rights and obligations under the transaction documents. This document cannot be reproduced except in full, without prior written approval of the Company. Any unauthorized alteration, forgery or falsification of the content or appearance of this document is unlawful and offenders may be prosecuted to the fullest extent of the law. Unless otherwise stated the results shown in this test report refer only to the sample(s) tested and such sample(s) are retained for 30 days only.


Attention: To check the authenticity of testing / inspection report & certificate, please contact us at telephone: (86-755) 8307 1443, or email: CN.Doccheck@sgs.com

South of No. 6 Plant, No. 1, Runsheng Road, Suzhou Industrial Park, Suzhou Area, China (Jiangsu) Pilot Free Trade Zone 215000 t (86-512) 62992980 www.sgs.com.cn
 中国·苏州·中国(江苏)自由贸易试验区苏州片区苏州工业园区润胜路1号的6号厂房南楼 邮编: 215000 t (86-512) 62992980 sgs.china@sgs.com

3.3 Data Acquisition Electronics (DAE)

Model	DAE	
Construction	Signal amplifier, multiplexer, A/D converter and control logic. Serial optical link for communication with DASY4/5 embedded system (fully remote controlled). Two step probe touch detector for mechanical surface detection and emergency robot stop.	
Measurement Range	-100 to +300 mV (16 bit resolution and two range settings: 4mV,400mV)	
Input Offset Voltage	< 5μV (with auto zero)	
Input Bias Current	< 50 f A	
Dimensions	60 x 60 x 68 mm	

3.4 SAM Twin Phantom

Material	Vinylester, glass fiber reinforced (VE-GF)	
Liquid Compatibility	Compatible with all SPEAG tissue simulating liquids (incl. DGBE type)	
Shell Thickness	2 ± 0.2 mm (6 ± 0.2 mm at ear point)	
Dimensions (incl. Wooden Support)	Length: 1000 mm Width: 500 mm Height: adjustable feet	
Filling Volume	approx. 25 liters	
Wooden Support	SPEAG standard phantom table	

The shell corresponds to the specifications of the Specific Anthropomorphic Mannequin (SAM) phantom defined in IEEE 1528 and IEC 62209-1. It enables the dosimetric evaluation of left and right hand phone usage as well as body mounted usage at the flat phantom region. A cover prevents evaporation of the liquid. Reference markings on the phantom allow the complete setup of all predefined phantom positions and measurement grids by teaching three points with the robot.

Twin SAM V5.0 has the same shell geometry and is manufactured from the same material as Twin SAM V4.0, but has reinforced top structure.



Unless otherwise agreed in writing, this document is issued by the Company subject to its General Conditions of Service printed overleaf, available on request or accessible at <http://www.sgs.com/en/Terms-and-Conditions.aspx> and, for electronic format documents, subject to Terms and Conditions for Electronic Documents at <http://www.sgs.com/en/Terms-and-Conditions/Terms-e-Documents.aspx>. Attention is drawn to the limitation of liability, indemnification and jurisdiction issues defined therein. Any holder of this document is advised that information contained hereon reflects the Company's findings at the time of its intervention only and within the limits of Client's instructions, if any. The Company's sole responsibility is to its Client and this document does not exonerate parties to a transaction from exercising all their rights and obligations under the transaction documents. This document cannot be reproduced except in full, without prior written approval of the Company. Any unauthorized alteration, forgery or falsification of the content or appearance of this document is unlawful and offenders may be prosecuted to the fullest extent of the law. Unless otherwise stated the results shown in this test report refer only to the sample(s) tested and such sample(s) are retained for 30 days only.

Attention: To check the authenticity of testing / inspection report & certificate, please contact us at telephone: (86-755) 8307 1443, or email: CN.Doccheck@sgs.com

South of No. 6 Plant, No. 1, Runsheng Road, Suzhou Industrial Park, Suzhou Area, China (Jiangsu) Pilot Free Trade Zone 215000
中国·苏州·中国(江苏)自由贸易试验区苏州片区苏州工业园区润胜路1号的6号厂房南面 邮编: 215000

t (86-512) 62992980 www.sgs.com.cn
t (86-512) 62992980 sgs.china@sgs.com

3.5 Device Holder for Transmitters



F-2. Device Holder for Transmitters

- The DASY device holder is designed to cope with different positions given in the standard. It has two scales for the device rotation (with respect to the body axis) and the device inclination (with respect to the line between the ear reference points). The rotation centres for both scales are the ear reference point (ERP). Thus the device needs no repositioning when changing the angles.
- The DASY device holder has been made out of low-loss POM material having the following dielectric parameters: relative permittivity $\epsilon=3$ and loss tangent $\delta=0.02$. The amount of dielectric material has been reduced in the closest vicinity of the device, since measurements have suggested that the influence of the clamp on the test results could thus be lowered.



Unless otherwise agreed in writing, this document is issued by the Company subject to its General Conditions of Service printed overleaf, available on request or accessible at <http://www.sgs.com/en/Terms-and-Conditions.aspx> and, for electronic format documents, subject to Terms and Conditions for Electronic Documents at <http://www.sgs.com/en/Terms-and-Conditions/Terms-e-Document.aspx>. Attention is drawn to the limitation of liability, indemnification and jurisdiction issues defined therein. Any holder of this document is advised that information contained hereon reflects the Company's findings at the time of its intervention only and within the limits of Client's instructions, if any. The Company's sole responsibility is to its Client and this document does not exonerate parties to a transaction from exercising all their rights and obligations under the transaction documents. This document cannot be reproduced except in full, without prior written approval of the Company. Any unauthorized alteration, forgery or falsification of the content or appearance of this document is unlawful and offenders may be prosecuted to the fullest extent of the law. Unless otherwise stated the results shown in this test report refer only to the sample(s) tested and such sample(s) are retained for 30 days only.

Attention: To check the authenticity of testing/inspection report & certificate, please contact us at telephone: (86-755) 8307 1443, or email: CN.Doccheck@sgs.com

South of No. 6 Plant, No. 1, Runsheng Road, Suzhou Industrial Park, Suzhou Area, China (Jiangsu) Pilot Free Trade Zone 215000
中国·苏州·中国(江苏)自由贸易试验区苏州片区苏州工业园区润胜路1号的6号厂房南部 邮编: 215000

t (86-512) 62992980 www.sgs.com.cn
t (86-512) 62992980 sgs.china@sgs.com

3.6 Measurement procedure

3.6.1 Scanning procedure

Step 1: Power reference measurement

The “reference” and “drift” measurements are located at the beginning and end of the batch process. They measure the field drift at one single point in the liquid over the complete procedure.

Step 2: Area scan

The SAR distribution at the exposed side of the head was measured at a distance of 4mm from the inner surface of the shell. The area covered the entire dimension of the head and the horizontal grid spacing was 15mm*15mm or 12mm*12mm or 10mm*10mm. Based on the area scan data, the area of the maximum absorption was determined by spline interpolation.

Step 3: Zoom scan

Around this point, a volume of 32mm*32mm*30mm ($f \leq 2\text{GHz}$), 30mm*30mm*30mm (f for 2-3GHz) and 24mm*24mm*22mm (f for 5-6GHz) was assessed by measuring 5x5x7 points ($f \leq 2\text{GHz}$), 7x7x7 points (f for 2-3GHz) and 7x7x12 points (f for 5-6GHz). On this basis of this data set, the spatial peak SAR value was evaluated with the following procedure:

The data at the surface was extrapolated, since the centre of the dipoles is 2.0mm away from the tip of the probe and the distance between the surface and the lowest measuring point is 1.2mm. (This can be variable. Refer to the probe specification). The extrapolation was based on a least square algorithm. A polynomial of the fourth order was calculated through the points in z-axes. This polynomial was then used to evaluate the points between the surface and the probe tip. The maximum interpolated value was searched with a straight-forward algorithm. Around this maximum the SAR values averaged over the spatial volumes (1g or 10g) were computed using the 3D-Spline interpolation algorithm. The volume was integrated with the trapezoidal algorithm. One thousand points were interpolated to calculate the average. All neighbouring volumes were evaluated until no neighboring volume with a higher average value was found.

The area and zoom scan resolutions specified in the table below must be applied to the SAR measurements. Probe boundary effect error compensation is required for measurements with the probe tip closer than half a probe tip diameter to the phantom surface. Both the probe tip diameter and sensor offset distance must satisfy measurement protocols; to ensure probe boundary effect errors are minimized and the higher fields closest to the phantom surface can be correctly measured and extrapolated to the phantom surface for computing 1-g SAR. Tolerances of the post-processing algorithms must be verified by the test laboratory for the scan resolutions used in the SAR measurements, according to the reference distribution functions specified in IEEE Std. 1528-2013.



Unless otherwise agreed in writing, this document is issued by the Company subject to its General Conditions of Service printed overleaf, available on request or accessible at <http://www.sgs.com/en/Terms-and-Conditions.aspx> and, for electronic format documents, subject to Terms and Conditions for Electronic Documents at <http://www.sgs.com/en/Terms-and-Conditions/Terms-e-Documents.aspx>. Attention is drawn to the limitation of liability, indemnification and jurisdiction issues defined therein. Any holder of this document is advised that information contained hereon reflects the Company's findings at the time of its intervention only and within the limits of Client's instructions, if any. The Company's sole responsibility is to its Client and this document does not exonerate parties to a transaction from exercising all their rights and obligations under the transaction documents. This document cannot be reproduced except in full, without prior written approval of the Company. Any unauthorized alteration, forgery or falsification of the content or appearance of this document is unlawful and offenders may be prosecuted to the fullest extent of the law. Unless otherwise stated the results shown in this test report refer only to the sample(s) tested and such sample(s) are retained for 30 days only.
Attention: To check the authenticity of testing / inspection report & certificate, please contact us at telephone: (86-755) 8307 1443, or email: CN.Doccheck@sgs.com

South of No. 6 Plant, No. 1, Runsheng Road, Suzhou Industrial Park, Suzhou Area, China (Jiangsu) Pilot Free Trade Zone 215000
中国·苏州·中国(江苏)自由贸易试验区苏州片区苏州工业园区润胜路1号的6号厂房南面 邮编: 215000

t (86-512) 62992980 www.sgs.com.cn
t (86-512) 62992980 sgs.china@sgs.com

		≤ 3 GHz	> 3 GHz	
Maximum distance from closest measurement point (geometric center of probe sensors) to phantom surface		5 ± 1 mm	$\frac{1}{2} \cdot \delta \cdot \ln(2) \pm 0.5$ mm	
Maximum probe angle from probe axis to phantom surface normal at the measurement location		$30^\circ \pm 1^\circ$	$20^\circ \pm 1^\circ$	
Maximum area scan spatial resolution: Δx_{Area} , Δy_{Area}		≤ 2 GHz: ≤ 15 mm 2 – 3 GHz: ≤ 12 mm	3 – 4 GHz: ≤ 12 mm 4 – 6 GHz: ≤ 10 mm	
		When the x or y dimension of the test device, in the measurement plane orientation, is smaller than the above, the measurement resolution must be \leq the corresponding x or y dimension of the test device with at least one measurement point on the test device.		
Maximum zoom scan spatial resolution: Δx_{Zoom} , Δy_{Zoom}		≤ 2 GHz: ≤ 8 mm 2 – 3 GHz: ≤ 5 mm*	3 – 4 GHz: ≤ 5 mm* 4 – 6 GHz: ≤ 4 mm*	
Maximum zoom scan spatial resolution, normal to phantom surface	uniform grid: $\Delta z_{Zoom}(n)$	≤ 5 mm	3 – 4 GHz: ≤ 4 mm 4 – 5 GHz: ≤ 3 mm 5 – 6 GHz: ≤ 2 mm	
	graded grid	$\Delta z_{Zoom}(1)$: between 1 st two points closest to phantom surface	≤ 4 mm	3 – 4 GHz: ≤ 3 mm 4 – 5 GHz: ≤ 2.5 mm 5 – 6 GHz: ≤ 2 mm
		$\Delta z_{Zoom}(n>1)$: between subsequent points	$\leq 1.5 \cdot \Delta z_{Zoom}(n-1)$	
Minimum zoom scan volume	x, y, z	≥ 30 mm	3 – 4 GHz: ≥ 28 mm 4 – 5 GHz: ≥ 25 mm 5 – 6 GHz: ≥ 22 mm	

Step 4: Power reference measurement (drift)

The Power Drift Measurement job measures the field at the same location as the most recent power reference measurement job within the same procedure, and with the same settings. The indicated drift is mainly the variation of the DUT's output power and should vary max. $\pm 5\%$



Unless otherwise agreed in writing, this document is issued by the Company subject to its General Conditions of Service printed overleaf, available on request or accessible at <http://www.sgs.com/en/Terms-and-Conditions.aspx> and, for electronic format documents, subject to Terms and Conditions for Electronic Documents at <http://www.sgs.com/en/Terms-and-Conditions/Terms-e-Documents.aspx>. Attention is drawn to the limitation of liability, indemnification and jurisdiction issues defined therein. Any holder of this document is advised that information contained hereon reflects the Company's findings at the time of its intervention only and within the limits of Client's instructions, if any. The Company's sole responsibility is to its Client and this document does not exonerate parties to a transaction from exercising all their rights and obligations under the transaction documents. This document cannot be reproduced except in full, without prior written approval of the Company. Any unauthorized alteration, forgery or falsification of the content or appearance of this document is unlawful and offenders may be prosecuted to the fullest extent of the law. Unless otherwise stated the results shown in this test report refer only to the sample(s) tested and such sample(s) are retained for 30 days only.

Attention: To check the authenticity of testing / inspection report & certificate, please contact us at telephone: (86-755) 8307 1443, or email: CN.Doccheck@sgs.com

South of No. 6 Plant, No. 1, Runsheng Road, Suzhou Industrial Park, Suzhou Area, China (Jiangsu) Pilot Free Trade Zone 215000 t (86-512) 62992980 www.sgs.com.cn
中国·苏州·中国(江苏)自由贸易试验区苏州片区苏州工业园区润胜路1号的6号厂房南楼 邮编: 215000 t (86-512) 62992980 sgs.china@sgs.com

3.6.2 Data Storage

The DASY software stores the acquired data from the data acquisition electronics as raw data (in microvolt readings from the probe sensors), together with all necessary software parameters for the data evaluation (probe calibration data, liquid parameters and device frequency and modulation data) in measurement files with the extension “.DAE4”. The software evaluates the desired unit and format for output each time the data is visualized or exported. This allows verification of the complete software setup even after the measurement and allows correction of incorrect parameter settings. For example, if a measurement has been performed with a wrong crest factor parameter in the device setup, the parameter can be corrected afterwards and the data can be re-evaluated. The measured data can be visualized or exported in different units or formats, depending on the selected probe type ([V/m], [A/m], [°C], [m W/g], [m W/cm²], [dBrel], etc.). Some of these units are not available in certain situations or show meaningless results, e.g., a SAR output in a lossless media will always be zero. Raw data can also be exported to perform the evaluation with other software packages.

3.6.3 Data Evaluation by SEMCAD

The SEMCAD software automatically executes the following procedures to calculate the field units from the microvolt readings at the probe connector. The parameters used in the evaluation are stored in the configuration modules of the software:

Probe parameters:	- Sensitivity	Normi, ai0, ai1, ai2
- Conversion factor	ConvFi	
- Diode compression point	Dcpi	
Device parameters:	- Frequency	f
- Crest factor	cf	
Media parameters:	- Conductivity	ε
- Density	ρ	

These parameters must be set correctly in the software. They can be found in the component documents or they can be imported into the software from the configuration files issued for the DASY components. In the direct measuring mode of the multimeter option, the parameters of the actual system setup are used. In the scan visualization and export modes, the parameters stored in the corresponding document files are used.

The first step of the evaluation is a linearization of the filtered input signal to account for the compression characteristics of the detector diode. The compensation depends on the input signal, the diode type and the DC-transmission factor from the diode to the evaluation electronics.

If the exciting field is pulsed, the crest factor of the signal must be known to correctly compensate for peak power. The formula for each channel can be given as:

$$V_i = U_i + U_i^2 \cdot cf / dcp_i$$

With V_i = compensated signal of channel i ($i = x, y, z$)
 U_i = input signal of channel i ($i = x, y, z$)
 cf = crest factor of exciting field (DASY parameter)
 dcp_i = diode compression point (DASY parameter)

From the compensated input signals the primary field data for each channel can be evaluated:

E-field probes:

$$E_i = (V_i / Norm_i \cdot ConvF)^{1/2}$$



Unless otherwise agreed in writing, this document is issued by the Company subject to its General Conditions of Service printed overleaf, available on request or accessible at <http://www.sgs.com/en/Terms-and-Conditions.aspx> and, for electronic format documents, subject to Terms and Conditions for Electronic Documents at <http://www.sgs.com/en/Terms-and-Conditions/Terms-e-Documents.aspx>. Attention is drawn to the limitation of liability, indemnification and jurisdiction issues defined therein. Any holder of this document is advised that information contained hereon reflects the Company's findings at the time of its intervention only and within the limits of Client's instructions, if any. The Company's sole responsibility is to its Client and this document does not exonerate parties to a transaction from exercising all their rights and obligations under the transaction documents. This document cannot be reproduced except in full, without prior written approval of the Company. Any unauthorized alteration, forgery or falsification of the content or appearance of this document is unlawful and offenders may be prosecuted to the fullest extent of the law. Unless otherwise stated the results shown in this test report refer only to the sample(s) tested and such sample(s) are retained for 30 days only.
Attention: To check the authenticity of testing / inspection report & certificate, please contact us at telephone: (86-755) 8307 1443, or email: CN.Doccheck@sgs.com

South of No. 6 Plant, No. 1, Runsheng Road, Suzhou Industrial Park, Suzhou Area, China (Jiangsu) Pilot Free Trade Zone 215000 t (86-512) 62992980 www.sgs.com.cn
 中国·苏州·中国(江苏)自由贸易试验区苏州片区苏州工业园区润胜路1号的6号厂房南部 邮编: 215000 t (86-512) 62992980 sgs.china@sgs.com

H-field probes:

$$H_i = (V_i)^{1/2} \cdot (a_{i0} + a_{i1}f + a_{i2}f^2) / f$$

With V_i = compensated signal of channel i ($i = x, y, z$)

Norm $_i$ = sensor sensitivity of channel i ($i = x, y, z$)

[mV/(V/m)²] for E-field Probes

ConvF = sensitivity enhancement in solution

a_{ij} = sensor sensitivity factors for H-field probes

f = carrier frequency [GHz]

E_i = electric field strength of channel i in V/m

H_i = magnetic field strength of channel i in A/m

The RSS value of the field components gives the total field strength (Hermitian magnitude):

$$E_{tot} = (E_x^2 + E_y^2 + E_z^2)^{1/2}$$

The primary field data are used to calculate the derived field units.

$$SAR = (E_{tot}^2 \cdot \sigma) / (\epsilon \cdot 1000)$$

with SAR = local specific absorption rate in mW/g

E_{tot} = total field strength in V/m

σ = conductivity in [mho/m] or [Siemens/m]

ϵ = equivalent tissue density in g/cm³

Note that the density is normally set to 1 (or 1.06), to account for actual brain density rather than the density of the simulation liquid. The power flow density is calculated assuming the excitation field to be a free space field.

$$P_{pwe} = E_{tot}^2 / 3770 \text{ or } P_{pwe} = H_{tot}^2 \cdot 37.7$$

with P_{pwe} = equivalent power density of a plane wave in mW/cm²

E_{tot} = total electric field strength in V/m

H_{tot} = total magnetic field strength in A/m



Unless otherwise agreed in writing, this document is issued by the Company subject to its General Conditions of Service printed overleaf, available on request or accessible at <http://www.sgs.com/en/Terms-and-Conditions.aspx> and, for electronic format documents, subject to Terms and Conditions for Electronic Documents at <http://www.sgs.com/en/Terms-and-Conditions/Terms-e-Documents.aspx>. Attention is drawn to the limitation of liability, indemnification and jurisdiction issues defined therein. Any holder of this document is advised that information contained hereon reflects the Company's findings at the time of its intervention only and within the limits of Client's instructions, if any. The Company's sole responsibility is to its Client and this document does not exonerate parties to a transaction from exercising all their rights and obligations under the transaction documents. This document cannot be reproduced except in full, without prior written approval of the Company. Any unauthorized alteration, forgery or falsification of the content or appearance of this document is unlawful and offenders may be prosecuted to the fullest extent of the law. Unless otherwise stated the results shown in this test report refer only to the sample(s) tested and such sample(s) are retained for 30 days only.

Attention: To check the authenticity of testing/inspection report & certificate, please contact us at telephone: (86-755) 8307 1443, or email: CN.Doccheck@sgs.com

South of No. 6 Plant, No. 1, Runsheng Road, Suzhou Industrial Park, Suzhou Area, China (Jiangsu) Pilot Free Trade Zone 215000 t (86-512) 62992980 www.sgs.com.cn
中国·苏州·中国(江苏)自由贸易试验区苏州片区苏州工业园区润胜路1号的6号厂房南部 邮编: 215000 t (86-512) 62992980 sgs.china@sgs.com

4 SAR measurement variability and uncertainty

4.1 SAR measurement variability

Per KDB865664 D01 SAR measurement 100 MHz to 6 GHz v01r04, SAR measurement variability must be assessed for each frequency band, which is determined by the SAR probe calibration point and tissue-equivalent medium used for the device measurements. The additional measurements are repeated after the completion of all measurements requiring the same head or body tissue-equivalent medium in a frequency band. The test device should be returned to ambient conditions (normal room temperature) with the battery fully charged before it is re-mounted on the device holder for the repeated measurement(s) to minimize any unexpected variations in the repeated results.

- 1) Repeated measurement is not required when the original highest measured SAR is < 0.80 W/kg; steps 2) through 4) do not apply.
 - 2) When the original highest measured SAR is ≥ 0.80 W/kg, repeat that measurement once.
 - 3) Perform a second repeated measurement only if the ratio of largest to smallest SAR for the original and first repeated measurements is > 1.20 or when the original or repeated measurement is ≥ 1.45 W/kg ($\sim 10\%$ from the 1-g SAR limit).
 - 4) Perform a third repeated measurement only if the original, first or second repeated measurement is ≥ 1.5 W/kg and the ratio of largest to smallest SAR for the original, first and second repeated measurements is > 1.20 .
- The same procedures should be adapted for measurements according to extremity and occupational exposure limits by applying a factor of 2.5 for extremity exposure and a factor of 5 for occupational exposure to the corresponding SAR thresholds.

4.2 SAR measurement uncertainty

Per KDB865664 D01 SAR Measurement 100 MHz to 6 GHz, when the highest measured 1-g SAR within a frequency band is < 1.5 W/kg, the extensive SAR measurement uncertainty analysis described in IEEE Std 1528-2013 is not required in SAR reports submitted for equipment approval. The equivalent ratio (1.5/1.6) is applied to extremity and occupational exposure conditions.



Unless otherwise agreed in writing, this document is issued by the Company subject to its General Conditions of Service printed overleaf, available on request or accessible at <http://www.sgs.com/en/Terms-and-Conditions.aspx> and, for electronic format documents, subject to Terms and Conditions for Electronic Documents at <http://www.sgs.com/en/Terms-and-Conditions/Terms-e-Documents.aspx>. Attention is drawn to the limitation of liability, indemnification and jurisdiction issues defined therein. Any holder of this document is advised that information contained hereon reflects the Company's findings at the time of its intervention only and within the limits of Client's instructions, if any. The Company's sole responsibility is to its Client and this document does not exonerate parties to a transaction from exercising all their rights and obligations under the transaction documents. This document cannot be reproduced except in full, without prior written approval of the Company. Any unauthorized alteration, forgery or falsification of the content or appearance of this document is unlawful and offenders may be prosecuted to the fullest extent of the law. Unless otherwise stated the results shown in this test report refer only to the sample(s) tested and such sample(s) are retained for 30 days only.

Attention: To check the authenticity of testing/inspection report & certificate, please contact us at telephone: (86-755) 8307 1443, or email: CN.Doccheck@sgs.com


South of No. 6 Plant, No. 1, Runsheng Road, Suzhou Industrial Park, Suzhou Area, China (Jiangsu) Pilot Free Trade Zone 215000
中国·苏州·中国(江苏)自由贸易试验区苏州片区苏州工业园区润胜路1号的6号厂房南面 邮编: 215000

t (86-512) 62992980 www.sgs.com.cn
t (86-512) 62992980 sgs.china@sgs.com

5 Description of Test Position


5.1 Head Exposure Condition

5.1.1 SAM Phantom Shape

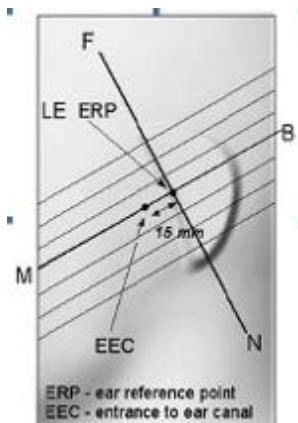


F-3. Front, back, and side views of SAM (model for the phantom shell). Full-head model is for illustration purposes only—procedures in this recommended practice are intended primarily for the phantom setup.

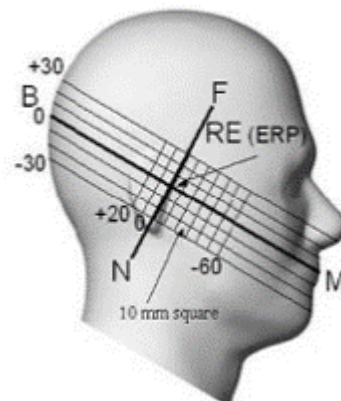
Note: The centre strip including the nose region has a different thickness tolerance.



F-4. Sagittally bisected phantom with extended perimeter (shown placed on its side as used for SAR measurements)

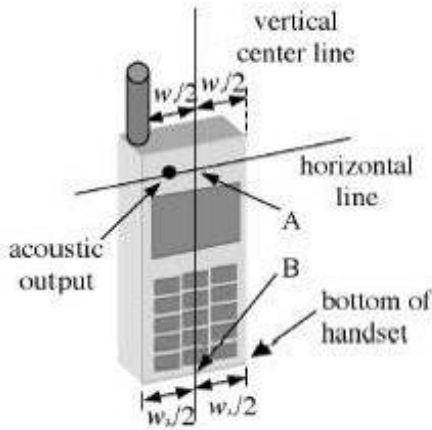


F-5. Close-up side view of phantom, showing the ear region, N-F and B-M lines, and seven cross-sectional plane locations

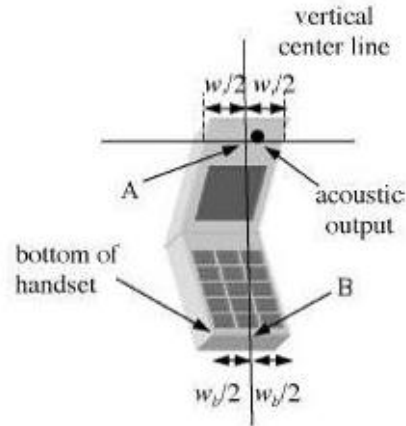


F-6. Side view of the phantom showing relevant markings and seven cross-sectional plane locations

5.1.2 EUT constructions



F-7. Handset vertical and horizontal reference lines-“fixed case”



F-8. Handset vertical and horizontal reference lines-“clam-shell case”

5.1.3 Definition of the “cheek” position

- a) Position the device with the vertical centre line of the body of the device and the horizontal line crossing the centre of the ear piece in a plane parallel to the sagittal plane of the phantom ("initial position"). While maintaining the device in this plane, align the vertical centre line with the reference plane containing the three ear and mouth reference points (M, RE and LE) and align the centre of the ear piece with the line RE-LE.
- b) Translate the mobile phone box towards the phantom with the ear piece aligned with the line LE-RE until telephone touches the ear. While maintaining the device in the reference plane and maintaining the phone contact with the ear, move the bottom of the box until any point on the front side is in contact with the cheek of the phantom or until contact with the ear is lost.



Unless otherwise agreed in writing, this document is issued by the Company subject to its General Conditions of Service printed overleaf, available on request or accessible at <http://www.sgs.com/en/Terms-and-Conditions.aspx> and, for electronic format documents, subject to Terms and Conditions for Electronic Documents at <http://www.sgs.com/en/Terms-and-Conditions/Terms-e-Document.aspx>. Attention is drawn to the limitation of liability, indemnification and jurisdiction issues defined therein. Any holder of this document is advised that information contained hereon reflects the Company's findings at the time of its intervention only and within the limits of Client's instructions, if any. The Company's sole responsibility is to its Client and this document does not exonerate parties to a transaction from exercising all their rights and obligations under the transaction documents. This document cannot be reproduced except in full, without prior written approval of the Company. Any unauthorized alteration, forgery or falsification of the content or appearance of this document is unlawful and offenders may be prosecuted to the fullest extent of the law. Unless otherwise stated the results shown in this test report refer only to the sample(s) tested and such sample(s) are retained for 30 days only.

Attention: To check the authenticity of testing/inspection report & certificate, please contact us at telephone: (86-755) 83071443, or email: CN.Doccheck@sgs.com

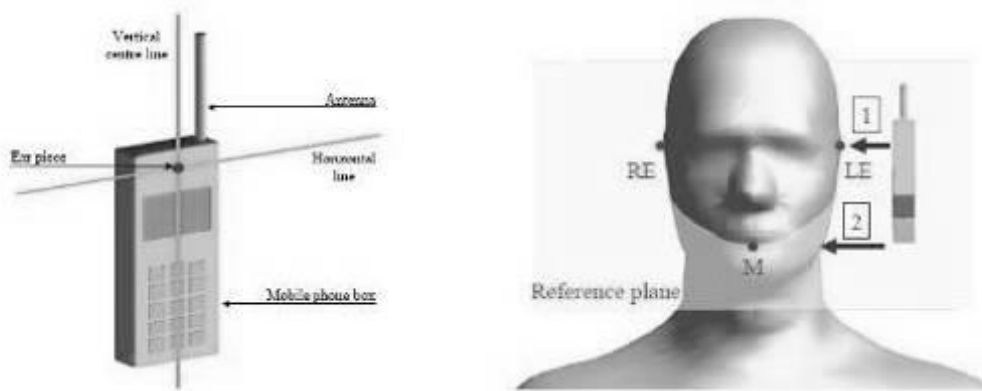
South of No. 6 Plant, No. 1, Runsheng Road, Suzhou Industrial Park, Suzhou Area, China (Jiangsu) Pilot Free Trade Zone 215000

t (86-512) 62992980 www.sgs.com.cn
t (86-512) 62992980 sgs.china@sgs.com

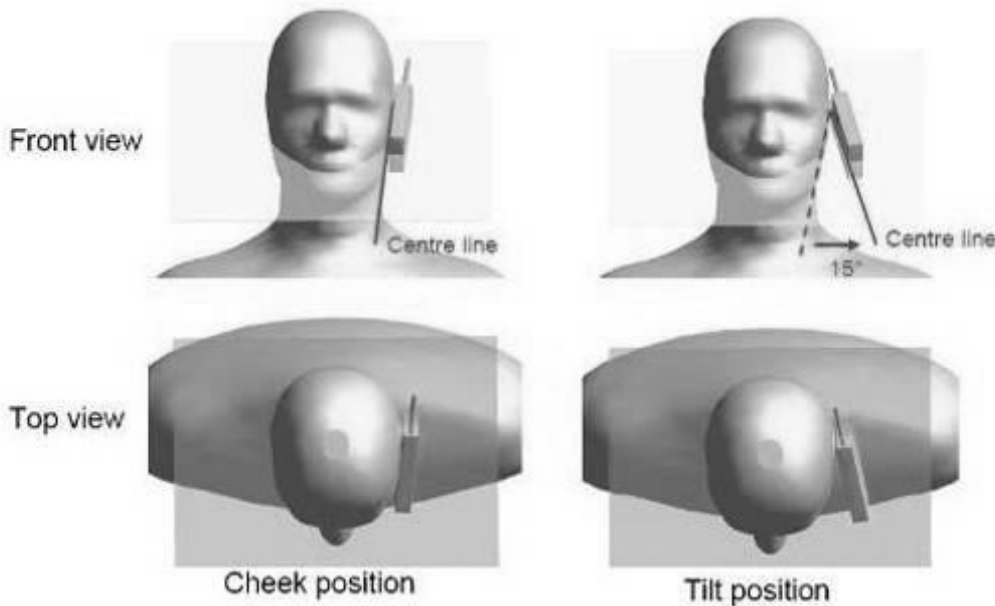
中国·苏州·中国（江苏）自由贸易试验区苏州片区苏州工业园区湖胜路1号的6号厂房南面 邮编：215000

5.1.4 Definition of the “tilted” position

- a) Position the device in the “cheek” position described above;
- b) While maintaining the device in the reference plane described above and pivoting against the ear, move it outward away from the mouth by an angle of 15 degrees or until contact with the ear is lost.



F-9. Definition of the reference lines and points, on the phone and on the phantom and initial position



F-10. “Cheek” and “tilt” positions of the mobile phone on the left side



Unless otherwise agreed in writing, this document is issued by the Company subject to its General Conditions of Service printed overleaf, available on request or accessible at <http://www.sgs.com/en/Terms-and-Conditions.aspx> and, for electronic format documents, subject to Terms and Conditions for Electronic Documents at <http://www.sgs.com/en/Terms-and-Conditions/Terms-e-Documents.aspx>. Attention is drawn to the limitation of liability, indemnification and jurisdiction issues defined therein. Any holder of this document is advised that information contained hereon reflects the Company's findings at the time of its intervention only and within the limits of Client's instructions, if any. The Company's sole responsibility is to its Client and this document does not exonerate parties to a transaction from exercising all their rights and obligations under the transaction documents. This document cannot be reproduced except in full, without prior written approval of the Company. Any unauthorized alteration, forgery or falsification of the content or appearance of this document is unlawful and offenders may be prosecuted to the fullest extent of the law. Unless otherwise stated the results shown in this test report refer only to the sample(s) tested and such sample(s) are retained for 30 days only.

Attention: To check the authenticity of testing /inspection report & certificate, please contact us at telephone: (86-755) 8307 1443, or email: CN.Doccheck@sgs.com

South of No. 6 Plant, No. 1, Runsheng Road, Suzhou Industrial Park, Suzhou Area, China (Jiangsu) Pilot Free Trade Zone 215000
中国·苏州·中国(江苏)自由贸易试验区苏州片区苏州工业园区润胜路1号的6号厂房南面 邮编: 215000

t (86-512) 62992980 www.sgs.com.cn
t (86-512) 62992980 sgs.china@sgs.com

5.2 Body Exposure Condition

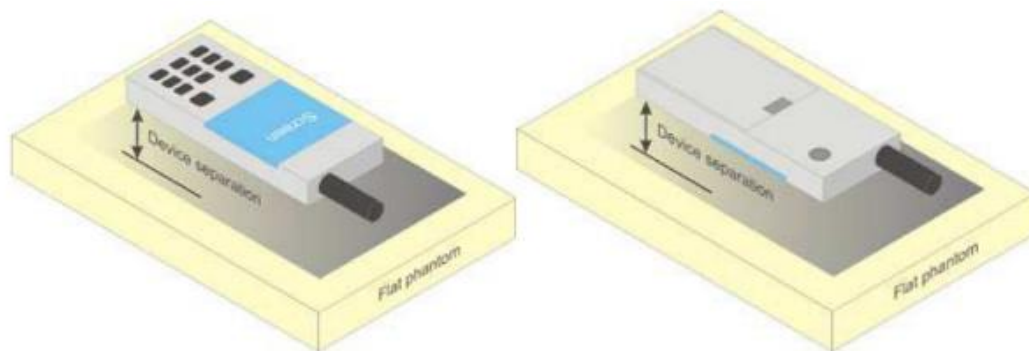
5.2.1 Body-worn accessory exposure conditions

Body-worn operating configurations should be tested with the belt-clips and holsters attached to the device and positioned against a flat phantom in normal use configurations.

Body-worn operating configurations are tested with the belt-clips and holsters attached to the device and positioned against a flat phantom in a normal use configuration. Per FCC KDB Publication 648474 D04, Body-worn accessory exposure is typically related to voice mode operations when handsets are carried in body-worn accessories. The body-worn accessory procedures in FCC KDB Publication 447498 D01 should be used to test for body-worn accessory SAR compliance, without a headset connected to it. This enables the test results for such configuration to be compatible with that required for hotspot mode when the body-worn accessory test separation distance is greater than or equal to that required for hotspot mode, when applicable. When the reported SAR for a body-worn accessory, measured without a headset connected to the handset, is > 1.2 W/kg, the highest reported SAR configuration for that wireless mode and frequency band should be repeated for that body-worn accessory with a headset attached to the handset.

Accessories for Body-worn operation configurations are divided into two categories: those that do not contain metallic components and those that do contain metallic components. When multiple accessories that do not contain metallic components are supplied with the device, the device is tested with only the accessory that dictates the closest spacing to the body. Then multiple accessories that contain metallic components are tested with the device with each accessory. If multiple accessories share an identical metallic component (i.e. the same metallic belt-clip used with different holsters with no other metallic components) only the accessory that dictates the closest spacing to the body is tested.

Body-worn accessories may not always be supplied or available as options for some devices intended to be authorized for body-worn use. In this case, a test configuration with a separation distance between the back of the device and the flat phantom is used. Test position spacing was documented. Transmitters that are designed to operate in front of a person's face, as in push-to-talk configurations, are tested for SAR compliance with the front of the device positioned to face the flat phantom in head fluid. For devices that are carried next to the body such as a shoulder, waist or chest-worn transmitters, SAR compliance is tested with the accessories, including headsets and microphones, attached to the device and positioned against a flat phantom in a normal use configuration.



F-11. Test positions for body-worn devices



Unless otherwise agreed in writing, this document is issued by the Company subject to its General Conditions of Service printed overleaf, available on request or accessible at <http://www.sgs.com/en/Terms-and-Conditions.aspx> and, for electronic format documents, subject to Terms and Conditions for Electronic Documents at <http://www.sgs.com/en/Terms-and-Conditions/Terms-e-Documents.aspx>. Attention is drawn to the limitation of liability, indemnification and jurisdiction issues defined therein. Any holder of this document is advised that information contained hereon reflects the Company's findings at the time of its intervention only and within the limits of Client's instructions, if any. The Company's sole responsibility is to its Client and this document does not exonerate parties to a transaction from exercising all their rights and obligations under the transaction documents. This document cannot be reproduced except in full, without prior written approval of the Company. Any unauthorized alteration, forgery or falsification of the content or appearance of this document is unlawful and offenders may be prosecuted to the fullest extent of the law. Unless otherwise stated the results shown in this test report refer only to the sample(s) tested and such sample(s) are retained for 30 days only.

Attention: To check the authenticity of testing /inspection report & certificate, please contact us at telephone: (86-755) 8307 1443, or email: CN.Doccheck@sgs.com

South of No. 6 Plant, No. 1, Runsheng Road, Suzhou Industrial Park, Suzhou Area, China (Jiangsu) Pilot Free Trade Zone 215000
中国·苏州·中国(江苏)自由贸易试验区苏州片区苏州工业园区润胜路1号的6号厂房南面 邮编: 215000

t (86-512) 62992980 www.sgs.com.cn
t (86-512) 62992980 sgs.china@sgs.com

5.2.2 Wireless Router exposure conditions

Some battery-operated handsets have the capability to transmit and receive user data through simultaneous transmission of WIFI simultaneously with a separate licensed transmitter. The FCC has provided guidance in FCC KDB Publication 941225 D06 where SAR test considerations for handsets ($L \times W \geq 9 \text{ cm} \times 5 \text{ cm}$) are based on a composite test separation distance of 10 mm from the front, back and edges of the device containing transmitting antennas within 2.5 cm of their edges, determined from general mixed use conditions for this type of devices. For devices with form factors smaller than 9 cm x 5 cm, a test separation distance of 5 mm is required.

5.3 Extremity exposure conditions

Per FCC KDB 648474D04, for smart phones with a display diagonal dimension > 15.0 cm or an overall diagonal dimension > 16.0 cm that provide similar mobile web access and multimedia support found in mini-tablets or UMPC mini-tablets that support voice calls next to the ear, the device is marketed as “Phablet”.

The UMPC mini-tablet procedures must also be applied to test the SAR of all surfaces and edges with an antenna located at $\leq 25 \text{ mm}$ from that surface or edge, in direct contact with a flat phantom, for Product Specific 10-g SAR according to the body-equivalent tissue dielectric parameters in KDB 865664 to address interactive hand use exposure conditions. The UMPC mini-tablet 1-g SAR at 5 mm is not required. When hotspot mode applies, Product Specific 10-g SAR is required only for the surfaces and edges with hotspot mode 1-g reported SAR > 1.2 W/kg; however, when power reduction applies to hotspot mode the measured SAR must be scaled to the maximum output power, including tolerance, allowed for phablet modes to compare with the 1.2 W/kg SAR test reduction threshold.

Due to the overall diagonal dimension of this device is 162.3 mm, the device is not marketed as “Phablet”.



Unless otherwise agreed in writing, this document is issued by the Company subject to its General Conditions of Service printed overleaf, available on request or accessible at <http://www.sgs.com/en/Terms-and-Conditions.aspx> and, for electronic format documents, subject to Terms and Conditions for Electronic Documents at <http://www.sgs.com/en/Terms-and-Conditions/Terms-e-Documents.aspx>. Attention is drawn to the limitation of liability, indemnification and jurisdiction issues defined therein. Any holder of this document is advised that information contained hereon reflects the Company's findings at the time of its intervention only and within the limits of Client's instructions, if any. The Company's sole responsibility is to its Client and this document does not exonerate parties to a transaction from exercising all their rights and obligations under the transaction documents. This document cannot be reproduced except in full, without prior written approval of the Company. Any unauthorized alteration, forgery or falsification of the content or appearance of this document is unlawful and offenders may be prosecuted to the fullest extent of the law. Unless otherwise stated the results shown in this test report refer only to the sample(s) tested and such sample(s) are retained for 30 days only.

Attention: To check the authenticity of testing/inspection report & certificate, please contact us at telephone: (86-755) 8307 1443, or email: CN.Doccheck@sgs.com

South of No. 6 Plant, No. 1, Runsheng Road, Suzhou Industrial Park, Suzhou Area, China (Jiangsu) Pilot Free Trade Zone 215000
中国·苏州·中国(江苏)自由贸易试验区苏州片区苏州工业园区润胜路1号的6号厂房南面 邮编: 215000

t (86-512) 62992980 www.sgs.com.cn
t (86-512) 62992980 sgs.china@sgs.com

6 SAR System Verification Procedure

6.1 Tissue Simulate Liquid

6.1.1 Recipes for Tissue Simulate Liquid

The following tables give the recipes for tissue simulating liquids to be used in different frequency bands:

Ingredients (% by weight)	Frequency (MHz)				
	450	700-900	1750-2000	2300-2500	2500-2700
Water	38.56	40.30	55.24	55.00	54.92
Salt (NaCl)	3.95	1.38	0.31	0.2	0.23
Sucrose	56.32	57.90	0	0	0
HEC	0.98	0.24	0	0	0
Bactericide	0.19	0.18	0	0	0
Tween	0	0	44.45	44.80	44.85
Salt: 99+% Pure Sodium Chloride Water: De-ionized, 16 MΩ ⁺ resistivity Tween: Polyoxyethylene (20) sorbitan monolaurate			Sucrose: 98+% Pure Sucrose HEC: Hydroxyethyl Cellulose		
HSL5GHz is composed of the following ingredients: Water: 50-65% Mineral oil: 10-30% Emulsifiers: 8-25% Sodium salt: 0-1.5%					

Table 3: Recipe of Tissue Simulate Liquid



Unless otherwise agreed in writing, this document is issued by the Company subject to its General Conditions of Service printed overleaf, available on request or accessible at <http://www.sgs.com/en/Terms-and-Conditions.aspx> and, for electronic format documents, subject to Terms and Conditions for Electronic Documents at <http://www.sgs.com/en/Terms-and-Conditions/Terms-e-Documents.aspx>. Attention is drawn to the limitation of liability, indemnification and jurisdiction issues defined therein. Any holder of this document is advised that information contained hereon reflects the Company's findings at the time of its intervention only and within the limits of Client's instructions, if any. The Company's sole responsibility is to its Client and this document does not exonerate parties to a transaction from exercising all their rights and obligations under the transaction documents. This document cannot be reproduced except in full, without prior written approval of the Company. Any unauthorized alteration, forgery or falsification of the content or appearance of this document is unlawful and offenders may be prosecuted to the fullest extent of the law. Unless otherwise stated the results shown in this test report refer only to the sample(s) tested and such sample(s) are retained for 30 days only.

Attention: To check the authenticity of testing / inspection report & certificate, please contact us at telephone: (86-755) 8307 1443, or email: CN.Doccheck@sgs.com

South of No. 6 Plant, No. 1, Runsheng Road, Suzhou Industrial Park, Suzhou Area, China (Jiangsu) Pilot Free Trade Zone 215000 t (86-512) 62992980 www.sgs.com.cn
中国·苏州·中国(江苏)自由贸易试验区苏州片区苏州工业园区润胜路1号的6号厂房南面 邮编: 215000 t (86-512) 62992980 sgs.china@sgs.com

6.1.2 Measurement for Tissue Simulate Liquid

The Conductivity (σ) and Permittivity (ρ) are listed in bellow table. For the SAR measurement given in this report. The temperature variation of the Tissue Simulate Liquids was $22\pm 2^{\circ}\text{C}$.

Measured Frequency (MHz)	Target Tissue ($\pm 5\%$)		Measured Tissue		Liquid Temp. ($^{\circ}\text{C}$)	Test engineer	Test Date
	ϵ_r	$\sigma(\text{S/m})$	ϵ_r	$\sigma(\text{S/m})$			
750	41.9 (39.81~44)	0.89 (0.85~0.94)	41.900	0.900	22.6	Alan	2023/4/18
835	41.5 (39.43~43.58)	0.90 (0.86~0.95)	41.500	0.890	22.6	Alan	2023/4/20
1750	40.1 (38.10~42.11)	1.37 (1.30~1.44)	40.000	1.380	22.8	Alan	2023/4/22
1900	40.0 (38.00~42.00)	1.40 (1.33~1.47)	39.800	1.360	22.9	Alan	2023/4/24
2300	39.5 (37.53~41.48)	1.67 (1.59~1.75)	41.200	1.710	22.8	Alan	2023/4/26
2450	39.20 (37.24~41.16)	1.80 (1.71~1.89)	38.000	1.880	22.9	Alan	2023/4/27
2600	39.0 (37.05~40.95)	1.96 (1.86~2.06)	40.700	1.940	23.1	Alan	2023/4/29
5250	35.9 (34.11~37.70)	4.66 (4.47~4.95)	36.200	4.590	22.8	Alan	2023/5/2
5600	35.5 (33.73~37.30)	5.07 (4.82~5.32)	35.600	5.000	22.8	Alan	2023/5/2
5750	35.4 (33.63~37.17)	5.22 (4.96~5.48)	35.300	5.170	22.8	Alan	2023/5/2

Table 4: Measurement result of Tissue electric parameters



Unless otherwise agreed in writing, this document is issued by the Company subject to its General Conditions of Service printed overleaf, available on request or accessible at <http://www.sgs.com/en/Terms-and-Conditions.aspx> and, for electronic format documents, subject to Terms and Conditions for Electronic Documents at <http://www.sgs.com/en/Terms-and-Conditions/Terms-e-Documents.aspx>. Attention is drawn to the limitation of liability, indemnification and jurisdiction issues defined therein. Any holder of this document is advised that information contained hereon reflects the Company's findings at the time of its intervention only and within the limits of Client's instructions, if any. The Company's sole responsibility is to its Client and this document does not exonerate parties to a transaction from exercising all their rights and obligations under the transaction documents. This document cannot be reproduced except in full, without prior written approval of the Company. Any unauthorized alteration, forgery or falsification of the content or appearance of this document is unlawful and offenders may be prosecuted to the fullest extent of the law. Unless otherwise stated the results shown in this test report refer only to the sample(s) tested and such sample(s) are retained for 30 days only.

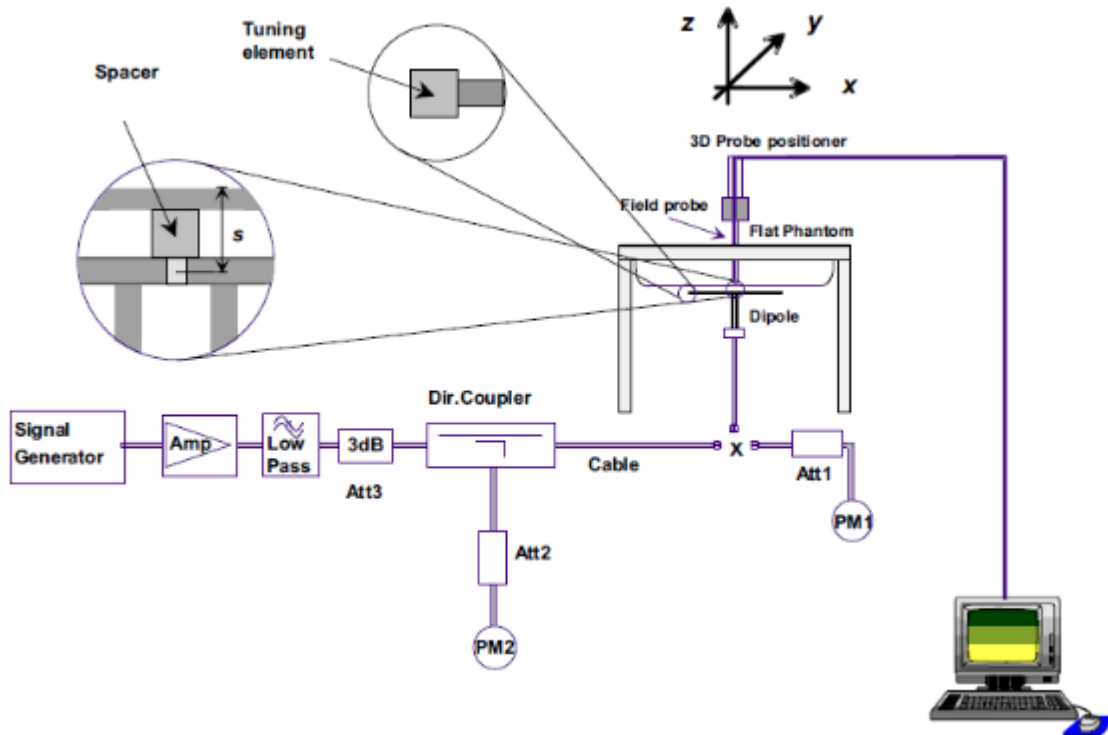
Attention: To check the authenticity of testing /inspection report & certificate, please contact us at telephone: (86-755) 8307 1443, or email: CN.Doccheck@sgs.com

South of No. 6 Plant, No. 1, Runsheng Road, Suzhou Industrial Park, Suzhou Area, China (Jiangsu) Pilot Free Trade Zone 215000
中国·苏州·中国(江苏)自由贸易试验区苏州片区苏州工业园区润胜路1号的6号厂房南面 邮编: 215000

t (86-512) 62992980 www.sgs.com.cn
t (86-512) 62992980 sgs.china@sgs.com

6.2 SAR System Check

The microwave circuit arrangement for system Check is sketched in F-12. The daily system accuracy verification occurs within the flat section of the SAM phantom. A SAR measurement was performed to see if the measured SAR was within +/- 10% from the target SAR values. The tests were conducted on the same days as the measurement of the EUT. The obtained results from the system accuracy verification are displayed in the following table (A power level of 250mW (below 3GHz) or 100mW (3-6GHz) was input to the dipole antenna). During the tests, the ambient temperature of the laboratory was in the range $22\pm 2^{\circ}\text{C}$, the relative humidity was in the range 60% and the liquid depth above the ear reference points was above 15 ± 0.5 cm in all the cases. It is seen that the system is operating within its specification, as the results are within acceptable tolerance of the reference values.



F-12. the microwave circuit arrangement used for SAR system check



Unless otherwise agreed in writing, this document is issued by the Company subject to its General Conditions of Service printed overleaf, available on request or accessible at <http://www.sgs.com/en/Terms-and-Conditions.aspx> and, for electronic format documents, subject to Terms and Conditions for Electronic Documents at <http://www.sgs.com/en/Terms-and-Conditions/Terms-e-Documents.aspx>. Attention is drawn to the limitation of liability, indemnification and jurisdiction issues defined therein. Any holder of this document is advised that information contained hereon reflects the Company's findings at the time of its intervention only and within the limits of Client's instructions, if any. The Company's sole responsibility is to its Client and this document does not exonerate parties to a transaction from exercising all their rights and obligations under the transaction documents. This document cannot be reproduced except in full, without prior written approval of the Company. Any unauthorized alteration, forgery or falsification of the content or appearance of this document is unlawful and offenders may be prosecuted to the fullest extent of the law. Unless otherwise stated the results shown in this test report refer only to the sample(s) tested and such sample(s) are retained for 30 days only.

Attention: To check the authenticity of testing /inspection report & certificate, please contact us at telephone: (86-755) 8307 1443, or email: CN.Doccheck@sgs.com

South of No. 6 Plant, No. 1, Runsheng Road, Suzhou Industrial Park, Suzhou Area, China (Jiangsu) Pilot Free Trade Zone 215000

t (86-512) 62992980 www.sgs.com.cn

中国·苏州·中国(江苏)自由贸易试验区苏州片区苏州工业园区湖墅路1号的6号厂房南面 邮编: 215000

t (86-512) 62992980 sgs.china@sgs.com

6.2.1 Justification for Extended SAR Dipole Calibrations

1) Referring to KDB865664 D01 requirements for dipole calibration, instead of the typical annual calibration recommended by measurement standards, longer calibration intervals of up to three years may be considered when it is demonstrated that the SAR target, impedance and return loss of a dipole have remain stable according to the following requirements. Each measured dipole is expected to evaluate with the following criteria at least on annual interval in Appendix C.

- a) There is no physical damage on the dipole;
- b) System check with specific dipole is within 10% of calibrated value;
- c) Return-loss is within 10% of calibrated measurement;
- d) Impedance is within 5Ω from the previous measurement.

2) Network analyzer probe calibration against air, distilled water and a shorting block performed before measuring liquid parameters.



Unless otherwise agreed in writing, this document is issued by the Company subject to its General Conditions of Service printed overleaf, available on request or accessible at <http://www.sgs.com/en/Terms-and-Conditions.aspx> and, for electronic format documents, subject to Terms and Conditions for Electronic Documents at <http://www.sgs.com/en/Terms-and-Conditions/Terms-e-Documents.aspx>. Attention is drawn to the limitation of liability, indemnification and jurisdiction issues defined therein. Any holder of this document is advised that information contained hereon reflects the Company's findings at the time of its intervention only and within the limits of Client's instructions, if any. The Company's sole responsibility is to its Client and this document does not exonerate parties to a transaction from exercising all their rights and obligations under the transaction documents. This document cannot be reproduced except in full, without prior written approval of the Company. Any unauthorized alteration, forgery or falsification of the content or appearance of this document is unlawful and offenders may be prosecuted to the fullest extent of the law. Unless otherwise stated the results shown in this test report refer only to the sample(s) tested and such sample(s) are retained for 30 days only.

Attention: To check the authenticity of testing /inspection report & certificate, please contact us at telephone: (86-755) 8307 1443, or email: CN.Doccheck@sgs.com

South of No. 6 Plant, No. 1, Runsheng Road, Suzhou Industrial Park, Suzhou Area, China (Jiangsu) Pilot Free Trade Zone 215000
中国·苏州·中国(江苏)自由贸易试验区苏州片区苏州工业园区润胜路1号的6号厂房南面 邮编: 215000

t (86-512) 62992980 www.sgs.com.cn
t (86-512) 62992980 sgs.china@sgs.com

6.2.2 Summary System Check Result(s)

Validation Kit		Measured SAR 250mW	Measured SAR 250mW	Measured SAR (normalized to 1W)	Measured SAR (normalized to 1W)	Target SAR (normalized to 1W)	Target SAR (normalized to 1W)	Deviation (Within ±10%)		Liquid Temp. (°C)	Test Date
		1g (W/kg)	10g (W/kg)	1g (W/kg)	10g (W/kg)	1-g(W/kg)	10-g(W/kg)	1-g(W/kg)	10-g(W/kg)		
D750V3	Head	2.19	1.44	8.76	5.76	8.48	5.56	3.30%	3.60%	22.6	2023/4/18
D835V2	Head	2.31	1.50	9.24	6.00	9.65	6.33	-4.25%	-5.21%	22.6	2023/4/20
D1750V2	Head	9.40	5.01	37.60	20.04	35.30	18.70	6.52%	7.17%	22.8	2023/4/22
D1900V2	Head	9.27	4.80	37.08	19.20	39.70	20.30	-6.60%	-5.42%	22.9	2023/4/24
D2300V2	Head	11.3	5.43	45.20	21.72	48.70	23.30	-7.19%	-6.78%	22.8	2023/4/26
D2450V2	Head	13.00	6.10	52.00	24.40	51.90	23.70	0.19%	2.95%	22.9	2023/4/27
D2600V2	Head	15.10	6.89	60.40	27.56	57.10	25.40	5.78%	8.50%	23.1	2023/4/29
Validation Kit		Measured SAR 100mW	Measured SAR 100mW	Measured SAR (normalized to 1W)	Measured SAR (normalized to 1W)	Target SAR (normalized to 1W)	Target SAR (normalized to 1W)	Deviation (Within ±10%)		Liquid Temp. (°C)	Test Date
		1g (W/kg)	10g (W/kg)	1g (W/kg)	10g (W/kg)	1-g(W/kg)	10-g(W/kg)	1-g(W/kg)	10-g(W/kg)		
D5GHzV2	Head(5.25GHz)	8.27	2.18	82.70	21.80	78.00	21.80	6.03%	0.00%	22.8	2023/5/2
	Head(5.6GHz)	8.63	2.34	86.30	23.40	79.90	22.50	8.01%	4.00%	22.8	2023/5/2
	Head(5.75GHz)	8.24	2.25	82.40	22.50	76.40	21.20	7.85%	6.13%	22.8	2023/5/2

Table 5: SAR System Check Result

6.2.3 Detailed System Check Results

Please see the Appendix A



Unless otherwise agreed in writing, this document is issued by the Company subject to its General Conditions of Service printed overleaf, available on request or accessible at <http://www.sgs.com/en/Terms-and-Conditions.aspx> and, for electronic format documents, subject to Terms and Conditions for Electronic Documents at <http://www.sgs.com/en/Terms-and-Conditions/Terms-e-Documents.aspx>. Attention is drawn to the limitation of liability, indemnification and jurisdiction issues defined therein. Any holder of this document is advised that information contained hereon reflects the Company's findings at the time of its intervention only and within the limits of Client's instructions, if any. The Company's sole responsibility is to its Client and this document does not exonerate parties to a transaction from exercising all their rights and obligations under the transaction documents. This document cannot be reproduced except in full, without prior written approval of the Company. Any unauthorized alteration, forgery or falsification of the content or appearance of this document is unlawful and offenders may be prosecuted to the fullest extent of the law. Unless otherwise stated the results shown in this test report refer only to the sample(s) tested and such sample(s) are retained for 30 days only.
Attention: To check the authenticity of testing /inspection report & certificate, please contact us at telephone: (86-755) 8307 1443, or email: CN.Doccheck@sgs.com

South of No. 6 Plant, No. 1, Runsheng Road, Suzhou Industrial Park, Suzhou Area, China (Jiangsu) Pilot Free Trade Zone 215000 t (86-512) 62992980 www.sgs.com.cn
中国·苏州·中国(江苏)自由贸易试验区苏州片区苏州工业园区润胜路1号的6号厂房南楼 邮编: 215000 t (86-512) 62992980 sgs.china@sgs.com

7 Test Configuration

7.1 3G SAR Test Reduction Procedure

According to KDB 941225D01, in the following procedures, the mode tested for SAR is referred to as the primary mode. The equivalent modes considered for SAR test reduction are denoted as secondary modes. Both primary and secondary modes must be in the same frequency band. When the maximum output power and tune-up tolerance specified for production units in a secondary mode is $\leq \frac{1}{4}$ dB higher than the primary mode or when the highest reported SAR of the primary mode is scaled by the ratio of specified maximum output power and tune-up tolerance of secondary to primary mode and the adjusted SAR is ≤ 1.2 W/kg, SAR measurement is not required for the secondary mode. This is referred to as the 3G SAR test reduction procedure in the following SAR test guidance, where the primary mode is identified in the applicable wireless mode test procedures and the secondary mode is wireless mode being considered for SAR test reduction by that procedure. When the 3G SAR test reduction procedure is not satisfied, it is identified as “otherwise” in the applicable procedures; SAR measurement is required for the secondary mode.

7.2 Operation Configurations

7.2.1 WCDMA Test Configuration

1) . Output Power Verification

Maximum output power is verified on the high, middle and low channels according to procedures described in section 5.2 of 3GPP TS 34.121, using the appropriate RMC or AMR with TPC (transmit power control) set to all “1’s” for WCDMA/HSDPA or by applying the required inner loop power control procedures to maintain maximum output power while HSUPA is active. Results for all applicable physical channel configurations (DPCCH, DPDCHn and spreading codes, HSDPA, HSPA) are required in the SAR report. All configurations that are not supported by the handset or cannot be measured due to technical or equipment limitations must be clearly identified.

2) . Head SAR

SAR for next to the ear head exposure is measured using a 12.2 kbps RMC with TPC bits configured to all “1’s”. The 3G SAR test reduction procedure is applied to AMR configurations with 12.2 kbps RMC as the primary mode. Otherwise, SAR is measured for 12.2 kbps AMR in 3.4 kbps SRB (signaling radio bearer) using the highest reported SAR configuration in 12.2 kbps RMC for head exposure

3) . Body SAR

SAR for body configurations is measured using a 12.2 kbps RMC with TPC bits configured to all “1’s”. The 3G SAR test reduction procedure is applied to other spreading codes and multiple DPDCHn configurations supported by the handset with 12.2 kbps RMC as the primary mode. Otherwise, SAR is measured using an applicable RMC configuration with the corresponding spreading code or DPDCHn, for the highest reported body-worn accessory exposure SAR configuration in 12.2 kbps RMC. When more than 2 DPDCHn are supported by the handset, it may be necessary to configure additional DPDCHn using FTM (Factory Test Mode) or other chipset based test approaches with parameters similar to those used in 384 kbps and 768 kbps RMC.

4) . HSDPA / HSUPA / DC-HSDPA

According to KDB 941225 D01v03, RMC 12.2kbps setting is used to evaluate SAR. If the maximum output power and tune-up tolerance specified for production units in HSDPA / HSUPA / DC-HSDPA is $\leq \frac{1}{4}$ dB higher than RMC 12.2Kbps or when the highest reported SAR of the RMC12.2Kbps is scaled by the ratio of specified maximum output power and tune-up tolerance of HSDPA / HSUPA / DC-HSDPA to RMC12.2Kbps and the adjusted SAR is ≤ 1.2 W/kg, SAR measurement is not required for HSDPA / HSUPA / DC-HSDPA



Unless otherwise agreed in writing, this document is issued by the Company subject to its General Conditions of Service printed overleaf, available on request or accessible at <http://www.sgs.com/en/Terms-and-Conditions.aspx> and, for electronic format documents, subject to Terms and Conditions for Electronic Documents at <http://www.sgs.com/en/Terms-and-Conditions/Terms-e-Documents.aspx>. Attention is drawn to the limitation of liability, indemnification and jurisdiction issues defined therein. Any holder of this document is advised that information contained hereon reflects the Company's findings at the time of its intervention only and within the limits of Client's instructions, if any. The Company's sole responsibility is to its Client and this document does not exonerate parties to a transaction from exercising all their rights and obligations under the transaction documents. This document cannot be reproduced except in full, without prior written approval of the Company. Any unauthorized alteration, forgery or falsification of the content or appearance of this document is unlawful and offenders may be prosecuted to the fullest extent of the law. Unless otherwise stated the results shown in this test report refer only to the sample(s) tested and such sample(s) are retained for 30 days only.

Attention: To check the authenticity of testing / inspection report & certificate, please contact us at telephone: (86-755) 8307 1443, or email: CN.Doccheck@sgs.com

South of No. 6 Plant, No. 1, Runsheng Road, Suzhou Industrial Park, Suzhou Area, China (Jiangsu) Pilot Free Trade Zone 215000

t (86-512) 62992980 www.sgs.com

中国·苏州·中国(江苏)自由贸易试验区苏州片区苏州工业园区湖墅路1号的6号厂房南楼 邮编: 215000

t (86-512) 62992980 sgs.china@sgs.com

a) HSDPA

HSDPA is configured according to the applicable UE category of a test device. The number of HS-DSCH/HS-PDSCHs, HARQ processes, minimum inter-TTI interval, transport block sizes and RV coding sequence are defined by the H-set. To maintain a consistent test configuration and stable transmission conditions, QPSK is used in the H-set for SAR testing. HS-DPCCH should be configured with a CQI feedback cycle of 4 ms and a CQI repetition factor of 2 to maintain a constant rate of active CQI slots. DPCCH and DPDCH gain factors(β_c , β_d), and HS-DPCCH power offset parameters (Δ_{ACK} , Δ_{NACK} , Δ_{CQI}) are set according to values indicated in the following table. The CQI value is determined by the UE category, transport block size, number of HS-PDSCHs and modulation used in the H-set.

Sub-test	β_c	β_d	$\beta_d(SF)$	β_c/β_d	β_{hs}	CM(dB)	MPR (dB)
1	2/15	15/15	64	2/15	4/15	0.0	0
2	12/15(3)	15/15(3)	64	12/15(3)	24/15	1.0	0
3	15/15	8/15	64	15/8	30/15	1.5	0.5
4	15/15	4/15	64	15/4	30/15	1.5	0.5

Note1: Δ_{ACK} , Δ_{NACK} and $\Delta_{CQI}= 8$ $A_{hs} = \beta_{hs}/\beta_c=30/15$ $\beta_{hs}=30/15*\beta_c$
 Note2: For the HS-DPCCH power mask requirement test in clause 5.2C,5.7A, and the Error Vector Magnitude(EVM) with HS-DPCCH test in clause 5.13.1.A, and HSDPA EVM with phase discontinuity in clause 5.13.1AA, Δ_{ACK} and $\Delta_{NACK}= 8$ ($A_{hs}=30/15$) with $\beta_{hs}=30/15*\beta_c$, and $\Delta_{CQI}= 7$ ($A_{hs}=24/15$) with $\beta_{hs}=24/15*\beta_c$.
 Note3: CM=1 for $\beta_c/\beta_d =12/15$, $\beta_{hs}/\beta_c=24/15$. For all other combinations of DPDCH, DPCCH and HS-DPCCH the MPR is based on the relative CM difference. This is applicable for only UEs that support HSDPA in release 6 and later releases.

The measurements were performed with a Fixed Reference Channel (FRC) and H-Set 1 QPSK.

Parameter	Value
Nominal average inf. bit rate	534 kbit/s
Inter-TTI Distance	3 TTI"s
Number of HARQ Processes	2 Processes
Information Bit Payload	3202 Bits
MAC-d PDU size	336 Bits
Number Code Blocks	1 Block
Binary Channel Bits Per TTI	4800 Bits
Total Available SMLs in UE	19200 SMLs
Number of SMLs per HARQ Process	9600 SMLs
Coding Rate	0.67
Number of Physical Channel Codes	5

Table 6: settings of required H-Set 1 QPSK acc. to 3GPP 34.121



Unless otherwise agreed in writing, this document is issued by the Company subject to its General Conditions of Service printed overleaf, available on request or accessible at <http://www.sgs.com/en/Terms-and-Conditions.aspx> and, for electronic format documents, subject to Terms and Conditions for Electronic Documents at <http://www.sgs.com/en/Terms-and-Conditions/Terms-e-Documents.aspx>. Attention is drawn to the limitation of liability, indemnification and jurisdiction issues defined therein. Any holder of this document is advised that information contained hereon reflects the Company's findings at the time of its intervention only and within the limits of Client's instructions, if any. The Company's sole responsibility is to its Client and this document does not exonerate parties to a transaction from exercising all their rights and obligations under the transaction documents. This document cannot be reproduced except in full, without prior written approval of the Company. Any unauthorized alteration, forgery or falsification of the content or appearance of this document is unlawful and offenders may be prosecuted to the fullest extent of the law. Unless otherwise stated the results shown in this test report refer only to the sample(s) tested and such sample(s) are retained for 30 days only.

Attention: To check the authenticity of testing /inspection report & certificate, please contact us at telephone: (86-755) 8307 1443, or email: CN.Doccheck@sgs.com

South of No. 6 Plant, No. 1, Runsheng Road, Suzhou Industrial Park, Suzhou Area, China (Jiangsu) Pilot Free Trade Zone 215000 t (86-512) 62992980 www.sgs.com.cn
 中国·苏州·中国(江苏)自由贸易试验区苏州片区苏州工业园区润胜路1号的6号厂房南楼 邮编: 215000 t (86-512) 62992980 sgs.china@sgs.com

HS-DSCH Category	Maximum HS-DSCH Codes Received	Minimum Inter-TTI Interval	Maximum H S-DSCH Transport Block Bits/HS-DSCH TTI	Total Soft Channel Bits
1	5	3	7298	19200
2	5	3	7298	28800
3	5	2	7298	28800
4	5	2	7298	38400
5	5	1	7298	57600
6	5	1	7298	67200
7	10	1	14411	115200
8	10	1	14411	134400
9	15	1	25251	172800
10	15	1	27952	172800
11	5	2	3630	14400
12	5	1	3630	28800
13	15	1	34800	259200
14	15	1	42196	259200
15	15	1	23370	345600
16	15	1	27952	345600

Table 7: HSDPA UE category

b) HSUPA

Due to inner loop power control requirements in HSUPA, a commercial communication test set should be used for the output power and SAR tests. The 12.2 kbps RMC, FRC H-set 1 and E-DCH configurations for HSUPA should be configured according to the values indicated below as well as other applicable procedures described in the WCDMA Handset and Release 5 HSUPA Data Device sections of 3G device.



Unless otherwise agreed in writing, this document is issued by the Company subject to its General Conditions of Service printed overleaf, available on request or accessible at <http://www.sgs.com/en/Terms-and-Conditions.aspx> and, for electronic format documents, subject to Terms and Conditions for Electronic Documents at <http://www.sgs.com/en/Terms-and-Conditions/Terms-e-Documents.aspx>. Attention is drawn to the limitation of liability, indemnification and jurisdiction issues defined therein. Any holder of this document is advised that information contained hereon reflects the Company's findings at the time of its intervention only and within the limits of Client's instructions, if any. The Company's sole responsibility is to its Client and this document does not exonerate parties to a transaction from exercising all their rights and obligations under the transaction documents. This document cannot be reproduced except in full, without prior written approval of the Company. Any unauthorized alteration, forgery or falsification of the content or appearance of this document is unlawful and offenders may be prosecuted to the fullest extent of the law. Unless otherwise stated the results shown in this test report refer only to the sample(s) tested and such sample(s) are retained for 30 days only.
Attention: To check the authenticity of testing /inspection report & certificate, please contact us at telephone: (86-755) 8307 1443, or email: CN.Doccheck@sgs.com

South of No. 6 Plant, No. 1, Runsheng Road, Suzhou Industrial Park, Suzhou Area, China (Jiangsu) Pilot Free Trade Zone 215000 t (86-512) 62992980 www.sgs.com.cn
中国·苏州·中国(江苏)自由贸易试验区苏州片区苏州工业园区润胜路1号的6号厂房南楼 邮编: 215000 t (86-512) 62992980 sgs.china@sgs.com

Sub-test ^⓪	$\beta_{c\ominus}$	$\beta_{d\ominus}$	β_d (SF) ^⓪	$\beta_c/\beta_{d\ominus}$	β_{hs} ⁽¹⁾	β_{ec}	β_{ed}	β_c ^(SF)	β_{ed} ^(code)	CM ⁽²⁾	MP R ^(dB)	AG ⁽⁴⁾ Inde ^x	E-TFC I ^⓪
1 ^⓪	11/15 ⁽³⁾	15/15 ⁽³⁾	64 ^⓪	11/15 ⁽³⁾	22/15 ^⓪	209/225 ^⓪	1039/225 ^⓪	4 ^⓪	1 ^⓪	1.0 ^⓪	0.0 ^⓪	20 ^⓪	75 ^⓪
2 ^⓪	6/15 ^⓪	15/15 ^⓪	64 ^⓪	6/15 ^⓪	12/15 ^⓪	12/15 ^⓪	94/75 ^⓪	4 ^⓪	1 ^⓪	3.0 ^⓪	2.0 ^⓪	12 ^⓪	67 ^⓪
3 ^⓪	15/15 ^⓪	9/15 ^⓪	64 ^⓪	15/9 ^⓪	30/15 ^⓪	30/15 ^⓪	$\beta_{ed1}:47/15$ $\beta_{ed2}:47/15$	4 ^⓪	2 ^⓪	2.0 ^⓪	1.0 ^⓪	15 ^⓪	92 ^⓪
4 ^⓪	2/15 ^⓪	15/15 ^⓪	64 ^⓪	2/15 ^⓪	4/15 ^⓪	2/15 ^⓪	56/75 ^⓪	4 ^⓪	1 ^⓪	3.0 ^⓪	2.0 ^⓪	17 ^⓪	71 ^⓪
5 ^⓪	15/15 ⁽⁴⁾	15/15 ⁽⁴⁾	64 ^⓪	15/15 ⁽⁴⁾	30/15 ^⓪	24/15 ^⓪	134/15 ^⓪	4 ^⓪	1 ^⓪	1.0 ^⓪	0.0 ^⓪	21 ^⓪	81 ^⓪

Note 1: $\Delta ACK, \Delta NACK$ and $\Delta CQI = 8$ $A_{hs} = \beta_{hs}/\beta_c = 30/15$ $\beta_{hs} = 30/15 * \beta_c$
 Note 2: CM = 1 for $\beta_c/\beta_d = 12/15, \beta_{hs}/\beta_c = 24/15$. For all other combinations of DPDCH, DPCCCH, HS-DPCCH, E-DPDCH and E-DPCCH the MPR is based on the relative CM difference.
 Note 3 : For subtest 1 the β_c/β_d ratio of 11/15 for the TFC during the measurement period (TF1, TF0) is achieved by setting the signalled gain factors for the reference TFC (TF1, TF1) to $\beta_c = 10/15$ and $\beta_d = 15/15$.
 Note 4 : For subtest 5 the β_c/β_d ratio of 15/15 for the TFC during the measurement period (TF1, TF0) is achieved by setting the signalled gain factors for the reference TFC (TF1, TF1) to $\beta_c = 14/15$ and $\beta_d = 15/15$.
 Note 5 : Testing UE using E-DPDCH Physical Layer category 1 Sub-test 3 is not required according to TS 25.306 Table 5.1g.
 Note 6: β_{ed} can not be set directly; it is set by Absolute Grant Value.

Table 8: Subtests for UMTS Release 6 HSUPA

UE Category	E-DCH Codes Transmitted	Number of HARQ Processes	of E-DCH TTI(ms)	Minimum Spreading Factor	Maximum E-DCH Transport Block Bits	Max Rate (Mbps)
1	1	4	10	4	7110	0.7296
2	2	8	2	4	2798	1.4592
	2	4	10	4	14484	
3	2	4	10	4	14484	1.4592
4	2	8	2	2	5772	2.9185
	2	4	10	2	20000	2.00
5	2	4	10	2	20000	2.00
6 (No DPDCH)	4	8	10	2SF2&2SF	11484	5.76
	4	4	2	4	20000	2.00
7 (No DPDCH)	4	8	2	2SF2&2SF	22996	?
	4	4	10	4	20000	?

NOTE: When 4 codes are transmitted in parallel, two codes shall be transmitted with SF2 and two with SF4. UE categories 1 to 6 support QPSK only. UE category 7 supports QPSK and 16QAM.(TS25.306-7.3.0).

Table 9: HSUPA UE category



Unless otherwise agreed in writing, this document is issued by the Company subject to its General Conditions of Service printed overleaf, available on request or accessible at <http://www.sgs.com/en/Terms-and-Conditions.aspx> and, for electronic format documents, subject to Terms and Conditions for Electronic Documents at <http://www.sgs.com/en/Terms-and-Conditions/Terms-e-Documents.aspx>. Attention is drawn to the limitation of liability, indemnification and jurisdiction issues defined therein. Any holder of this document is advised that information contained hereon reflects the Company's findings at the time of its intervention only and within the limits of Client's instructions, if any. The Company's sole responsibility is to its Client and this document does not exonerate parties to a transaction from exercising all their rights and obligations under the transaction documents. This document cannot be reproduced except in full, without prior written approval of the Company. Any unauthorized alteration, forgery or falsification of the content or appearance of this document is unlawful and offenders may be prosecuted to the fullest extent of the law. Unless otherwise stated the results shown in this test report refer only to the sample(s) tested and such sample(s) are retained for 30 days only.
 Attention: To check the authenticity of testing /inspection report & certificate, please contact us at telephone: (86-755) 8307 1443, or email: CN.Doccheck@sgs.com
 South of No. 6 Plant, No. 1, Runsheng Road, Suzhou Industrial Park, Suzhou Area, China (Jiangsu) Pilot Free Trade Zone 215000 t (86-512) 62992980 www.sgs.com.cn
 中国·苏州·中国(江苏)自由贸易试验区苏州片区苏州工业园区润胜路1号的6号厂房南楼 邮编: 215000 t (86-512) 62992980 sgs.china@sgs.com

c) DC-HSDPA

SAR is required for Rel. 8 DC-HSDPA when SAR is required for Rel. 5 HSDPA; otherwise, the 3G SAR test reduction procedure is applied to DC-HSDPA with 12.2 kbps RMC as the primary mode. Power is measured for DC-HSDPA according to the H-Set 12, FRC configuration in Table C.8.1.12 of 3GPP TS 34.121-1 to determine SAR test reduction. A primary and a Second serving HS-DSCH Cell are required to perform the power measurement and for the results to be acceptable.

The following tests were completed according to procedures in section 7.3.13 of 3GPP TS 34.108 v9.5.0. A summary of these settings are illustrated below:

Downlink Physical Channels are set as per 3GPP TS34.121-1 v9.0.0 E.5.0

Table E.5.0: Levels for HSDPA connection setup

Parameter During Connection setup	Unit	Value
P-CPICH_Ec/Ior	dB	-10
P-CCPCH and SCH_Ec/Ior	dB	-12
PICH_Ec/Ior	dB	-15
HS-PDSCH	dB	off
HS-SCCH_1	dB	off
DPCH_Ec/Ior	dB	-5
OCNS_Ec/Ior	dB	-3.1

Call is set up as per 3GPP TS34.108 v9.5.0 sub clause 7.3.13.

The configurations of the fixed reference channels for HSDPA RF tests are described in 3GPP TS 34.121, annex C for FDD and 3GPP TS 34.122.

The measurements were performed with a Fixed Reference Channel (FRC) H-Set 12 with QPSK.

Parameter	Value
Nominal average inf. bit rate	60 kbit/s
Inter-TTI Distance	1 TTI's
Number of HARQ Processes	6 Processes
Information Bit Payload	120 Bits
Number Code Blocks	1 Block
Binary Channel Bits Per TTI	960 Bits
Total Available SMLs in UE	19200 SMLs
Number of SMLs per HARQ Process	3200 SMLs
Coding Rate	0.15
Number of Physical Channel Codes	1

Table 10: settings of required H-Set 12 QPSK acc. to 3GPP 34.121

Note:

1. The RMC is intended to be used for DC-HSDPA mode and both cells shall transmit with identical parameters as listed in the table above.
2. Maximum number of transmission is limited to 1, i.e., retransmission is not allowed. The redundancy and constellation version 0 shall be used.



Unless otherwise agreed in writing, this document is issued by the Company subject to its General Conditions of Service printed overleaf, available on request or accessible at <http://www.sgs.com/en/Terms-and-Conditions.aspx> and, for electronic format documents, subject to Terms and Conditions for Electronic Documents at <http://www.sgs.com/en/Terms-and-Conditions/Terms-e-Documents.aspx>. Attention is drawn to the limitation of liability, indemnification and jurisdiction issues defined therein. Any holder of this document is advised that information contained hereon reflects the Company's findings at the time of its intervention only and within the limits of Client's instructions, if any. The Company's sole responsibility is to its Client and this document does not exonerate parties to a transaction from exercising all their rights and obligations under the transaction documents. This document cannot be reproduced except in full, without prior written approval of the Company. Any unauthorized alteration, forgery or falsification of the content or appearance of this document is unlawful and offenders may be prosecuted to the fullest extent of the law. Unless otherwise stated the results shown in this test report refer only to the sample(s) tested and such sample(s) are retained for 30 days only.

Attention: To check the authenticity of testing / inspection report & certificate, please contact us at telephone: (86-755) 8307 1443, or email: CN.Doccheck@sgs.com

South of No. 6 Plant, No. 1, Runsheng Road, Suzhou Industrial Park, Suzhou Area, China (Jiangsu) Pilot Free Trade Zone 215000 t (86-512) 62992980 www.sgs.com.cn
中国·苏州·中国(江苏)自由贸易试验区苏州片区苏州工业园区润胜路1号的6号厂房南楼 邮编: 215000 t (86-512) 62992980 sgs.china@sgs.com

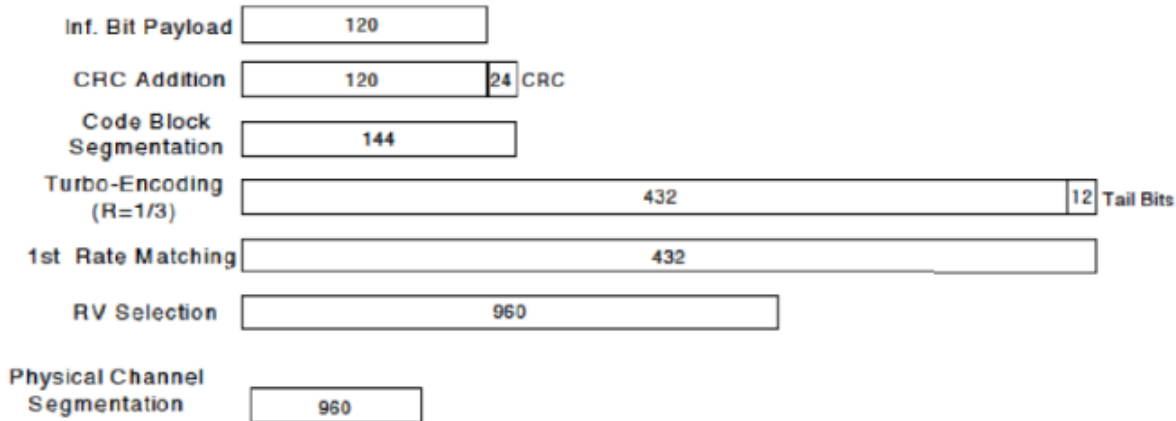


Figure C.8.19: Coding rate for Fixed reference Channel H-Set 12 (QPSK)

The following 4 Sub-tests for HSDPA were completed according to Release 5 procedures. A summary of subtest settings are illustrated below:

Sub-test ^o	β_c ^o	β_d ^o	$\beta_d \cdot (SF)$ ^o	β_c / β_d ^o	$\beta_{hs} (1)$ ^o	CM(dB)(2) ^o	MPR : (dB) ^o
1 ^o	2/15 ^o	15/15 ^o	64 ^o	2/15 ^o	4/15 ^o	0.0 ^o	0 ^o
2 ^o	12/15(3) ^o	15/15(3) ^o	64 ^o	12/15(3) ^o	24/15 ^o	1.0 ^o	0 ^o
3 ^o	15/15 ^o	8/15 ^o	64 ^o	15/8 ^o	30/15 ^o	1.5 ^o	0.5 ^o
4 ^o	15/15 ^o	4/15 ^o	64 ^o	15/4 ^o	30/15 ^o	1.5 ^o	0.5 ^o

Note 1 : ΔACK , $\Delta NACK$ and $\Delta CQI = 8$ $A_{hs} = \beta_{hs} / \beta_c = 30/15$ $\beta_{hs} = 30/15 * \beta_c$ ^o

Note 2 : CM=1 for $\beta_c / \beta_d = 12/15$, $\beta_{hs} / \beta_c = 24/15$. For all other combinations of DPDCH, DPCCH and HS-DPCCH the MPR is based on the relative CM difference. This is applicable for only UEs that support HSDPA in release 6 and later releases.^o

Note 3 : For subtest 2 the β_c / β_d ratio of 12/15 for the TFC during the measurement period (TF1, TF0) is achieved by setting the signalled gain factors for the reference TFC (TF1, TF1) to $\beta_c = 11/15$ and $\beta_d = 15/15$ ^o

Up commands are set continuously to set the UE to Max power.

Note:

1. The Dual Carriers transmission only applies to HSDPA physical channels
2. The Dual Carriers belong to the same Node and are on adjacent carriers.
3. The Dual Carriers do not support MIMO to serve UEs configured for dual cell operation
4. The Dual Carriers operate in the same frequency band.
5. The device doesn't support the modulation of 16QAM in uplink but 64QAM in downlink for DC-HSDPA mode.
6. The device doesn't support carrier aggregation for it just can operate in Release 8.



Unless otherwise agreed in writing, this document is issued by the Company subject to its General Conditions of Service printed overleaf, available on request or accessible at <http://www.sgs.com/en/Terms-and-Conditions.aspx> and, for electronic format documents, subject to Terms and Conditions for Electronic Documents at <http://www.sgs.com/en/Terms-and-Conditions/Terms-e-Documents.aspx>. Attention is drawn to the limitation of liability, indemnification and jurisdiction issues defined therein. Any holder of this document is advised that information contained hereon reflects the Company's findings at the time of its intervention only and within the limits of Client's instructions, if any. The Company's sole responsibility is to its Client and this document does not exonerate parties to a transaction from exercising all their rights and obligations under the transaction documents. This document cannot be reproduced except in full, without prior written approval of the Company. Any unauthorized alteration, forgery or falsification of the content or appearance of this document is unlawful and offenders may be prosecuted to the fullest extent of the law. Unless otherwise stated the results shown in this test report refer only to the sample(s) tested and such sample(s) are retained for 30 days only.

Attention: To check the authenticity of testing / inspection report & certificate, please contact us at telephone: (86-755) 8307 1443, or email: CN.Doccheck@sgs.com

South of No. 6 Plant, No. 1, Runsheng Road, Suzhou Industrial Park, Suzhou Area, China (Jiangsu) Pilot Free Trade Zone 215000 t (86-512) 62992980 www.sgs.com
中国·苏州·中国(江苏)自由贸易试验区苏州片区苏州工业园区润胜路1号的6号厂房南面 邮编: 215000 t (86-512) 62992980 sgs.china@sgs.com

d) HSPA+

Per KDB941225D01, SAR is required for Rel. 7 HSPA+ when SAR is required for Rel. 6 HSPA; otherwise, the 3G SAR test reduction procedure is applied to (uplink) HSPA+ with 12.2 kbps RMC as the primary mode. Power is measured for HSPA+ that supports uplink 16 QAM according to configurations in Table C.11.1.4 of 3GPP TS 34.121-1 to determine SAR test reduction.

■ **Table C.11.1.4: β values for transmitter characteristics tests with HS-DPCCH and E-DCH with 16QAM**

Sub-test	β_c (Note 3)	β_d	β_{HS} (Note 1)	β_{ec}	β_{ed} (2xSF2) (Note 4)	β_{ed} (2xSF4) (Note 4)	CM (dB) (Note 2)	MPR (dB) (Note 2)	AG Index (Note 4)	E-TFCI (Note 5)	E-TFCI (boost)
1	1	0	30/15	30/15	β_{ed1} : 30/15 β_{ed2} : 30/15	β_{ed3} : 24/15 β_{ed4} : 24/15	3.5	2.5	14	105	105

Note 1: $\Delta_{ACK}, \Delta_{NACK}$ and $\Delta_{CQI} = 30/15$ with $\beta_{nr} = 30/15 * \beta_c$.

Note 2: CM = 3.5 and the MPR is based on the relative CM difference, MPR = MAX(CM-1, 0).

Note 3: DPDCH is not configured, therefore the β_c is set to 1 and $\beta_d = 0$ by default.

Note 4: β_{ed} can not be set directly; it is set by Absolute Grant Value.

Note 5: All the sub-tests require the UE to transmit 2SF2+2SF4 16QAM EDCH and they apply for UE using E-DPDCH category 7. E-DCH TTI is set to 2ms TTI and E-DCH table index = 2. To support these E-DCH configurations DPDCH is not allocated. The UE is signalled to use the extrapolation algorithm.



Unless otherwise agreed in writing, this document is issued by the Company subject to its General Conditions of Service printed overleaf, available on request or accessible at <http://www.sgs.com/en/Terms-and-Conditions.aspx> and, for electronic format documents, subject to Terms and Conditions for Electronic Documents at <http://www.sgs.com/en/Terms-and-Conditions/Terms-e-Documents.aspx>. Attention is drawn to the limitation of liability, indemnification and jurisdiction issues defined therein. Any holder of this document is advised that information contained hereon reflects the Company's findings at the time of its intervention only and within the limits of Client's instructions, if any. The Company's sole responsibility is to its Client and this document does not exonerate parties to a transaction from exercising all their rights and obligations under the transaction documents. This document cannot be reproduced except in full, without prior written approval of the Company. Any unauthorized alteration, forgery or falsification of the content or appearance of this document is unlawful and offenders may be prosecuted to the fullest extent of the law. Unless otherwise stated the results shown in this test report refer only to the sample(s) tested and such sample(s) are retained for 30 days only.

Attention: To check the authenticity of testing/inspection report & certificate, please contact us at telephone: (86-755) 8307 1443, or email: CN.Doccheck@sgs.com

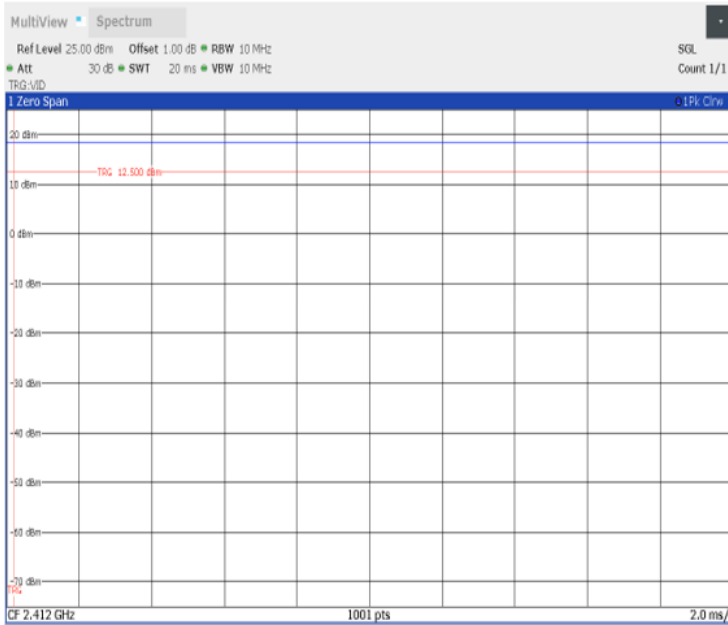
South of No. 6 Plant, No. 1, Runsheng Road, Suzhou Industrial Park, Suzhou Area, China (Jiangsu) Pilot Free Trade Zone 215000 t (86-512) 62992980 www.sgs.com.cn
中国·苏州·中国(江苏)自由贸易试验区苏州片区苏州工业园区润胜路1号的6号厂房南楼 邮编: 215000 t (86-512) 62992980 sgs.china@sgs.com

7.2.2 WiFi Test Configuration

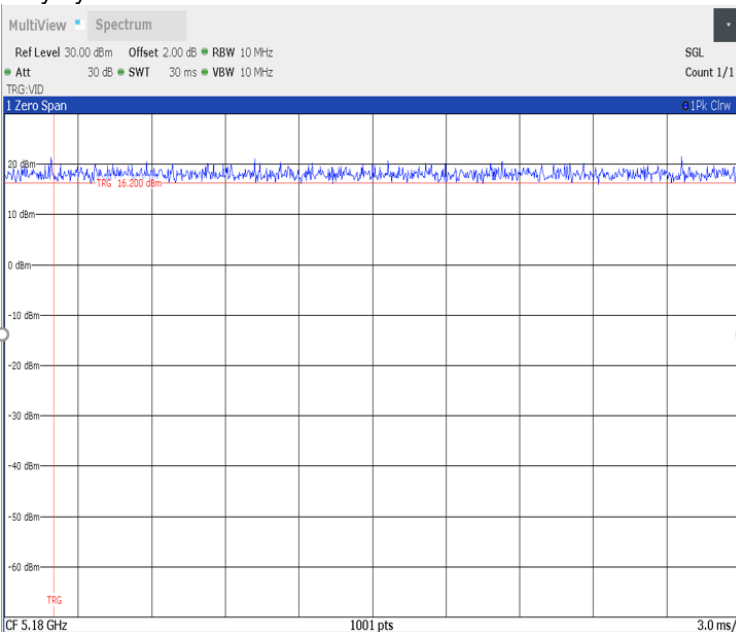
A Wi-Fi device must be configured to transmit continuously at the required data rate, channel bandwidth and signal modulation, using the highest transmission duty factor supported by the test mode tools for SAR measurement.

7.2.2.1 Duty cycle

- 1) Wi-Fi 2.4GHz 802.11b:
Duty cycle=100%



- 2) Wi-Fi 5GHz 802.11ac 80M:
Duty cycle=100%



Unless otherwise agreed in writing, this document is issued by the Company subject to its General Conditions of Service printed overleaf, available on request or accessible at <http://www.sgs.com/en/Terms-and-Conditions.aspx> and, for electronic format documents, subject to Terms and Conditions for Electronic Documents at <http://www.sgs.com/en/Terms-and-Conditions/Terms-e-Documents.aspx>. Attention is drawn to the limitation of liability, indemnification and jurisdiction issues defined therein. Any holder of this document is advised that information contained hereon reflects the Company's findings at the time of its intervention only and within the limits of Client's instructions, if any. The Company's sole responsibility is to its Client and this document does not exonerate parties to a transaction from exercising all their rights and obligations under the transaction documents. This document cannot be reproduced except in full, without prior written approval of the Company. Any unauthorized alteration, forgery or falsification of the content or appearance of this document is unlawful and offenders may be prosecuted to the fullest extent of the law. Unless otherwise stated the results shown in this test report refer only to the sample(s) tested and such sample(s) are retained for 30 days only.

Attention: To check the authenticity of testing/inspection report & certificate, please contact us at telephone: (86-755) 8307 1443, or email: CN.Doccheck@sgs.com

South of No. 6 Plant, No. 1, Runsheng Road, Suzhou Industrial Park, Suzhou Area, China (Jiangsu) Pilot Free Trade Zone 215000 t (86-512) 62992980 www.sgs.com.cn
中国·苏州·中国(江苏)自由贸易试验区苏州片区苏州工业园区润胜路1号的6号厂房南楼 邮编: 215000 t (86-512) 62992980 sgs.china@sgs.com

7.2.2.2 Initial Test Position SAR Test Reduction Procedure

DSSS and OFDM configurations are considered separately according to the required SAR procedures. SAR is measured in the initial test position using the 802.11 transmission mode configuration required by the DSSS procedure or initial test configuration and subsequent test configuration(s) according to the OFDM procedures. The initial test position procedure is described in the following:

- 1) . When the reported SAR of the initial test position is ≤ 0.4 W/kg, further SAR measurement is not required for the other (remaining) test positions in that exposure configuration and 802.11 transmission mode combinations within the frequency band or aggregated band. SAR is also not required for that exposure configuration in the subsequent test configuration(s).
- 2) . When the reported SAR of the initial test position is > 0.4 W/kg, SAR is repeated for the 802.11 transmission mode configuration tested in the initial test position using subsequent highest extrapolated or estimated 1-g SAR conditions determined by area scans or next closest/smallest test separation distance and maximum RF coupling test positions based on manufacturer justification, on the highest maximum output power channel, until the reported SAR is ≤ 0.8 W/kg or all required test positions (left, right, touch, tilt or subsequent surfaces and edges) are tested.
- 3) . For all positions/configurations tested using the initial test position and subsequent test positions, when the reported SAR is > 0.8 W/kg, SAR is measured for these test positions/configurations on the subsequent next highest measured output power channel(s) until the reported SAR is ≤ 1.2 W/kg or all required channels are tested. a) Additional power measurements may be required for this step, which should be limited to those necessary for identifying the subsequent highest output power channels.

7.2.2.3 Initial Test Configuration Procedures

An initial test configuration is determined for OFDM transmission modes according to the channel bandwidth, modulation and data rate combination(s) with the highest maximum output power specified for production units in each standalone and aggregated frequency band. SAR is measured using the highest measured maximum output power channel. For configurations with the same specified or measured maximum output power, additional transmission mode and test channel selection procedures are required. SAR test reduction for subsequent highest output test channels is determined according to *reported* SAR of the initial test configuration. For next to the ear, hotspot mode and UMC mini-tablet exposure configurations where multiple test positions are required, the initial test position procedure is applied to minimize the number of test positions required for SAR measurement using the initial test configuration transmission mode. For fixed exposure conditions that do not have multiple SAR test positions, SAR is measured in the transmission mode determined by the initial test configuration.

When the *reported* SAR of the initial test configuration is > 0.8 W/kg, SAR measurement is required for subsequent next highest measured output power channel(s) in the initial test configuration until *reported* SAR is ≤ 1.2 W/kg or all required channels are tested.

7.2.2.4 Subsequent Test Configuration Procedures

SAR measurement requirements for the remaining 802.11 transmission mode configurations that have not been tested in the initial test configuration are determined separately for each standalone and aggregated frequency band, in each exposure condition, according to the maximum output power specified for production units. The initial test position procedure is applied to next to the ear, UMPC mini-tablet and hotspot mode configurations. When the same maximum output power is specified for multiple transmission modes, additional power measurements may be required to determine if SAR measurements are required for subsequent highest output power channels in a subsequent test configuration. The subsequent test configuration and SAR measurement procedures are described in the following.

- 1) . When SAR test exclusion provisions of KDB Publication 447498 are applicable and SAR measurement is not required for the initial test configuration, SAR is also not required for the next highest maximum output power transmission mode subsequent test configuration(s) in that frequency band or aggregated band and exposure configuration.



Unless otherwise agreed in writing, this document is issued by the Company subject to its General Conditions of Service printed overleaf, available on request or accessible at <http://www.sgs.com/en/Terms-and-Conditions.aspx> and, for electronic format documents, subject to Terms and Conditions for Electronic Documents at <http://www.sgs.com/en/Terms-and-Conditions/Terms-e-Documents.aspx>. Attention is drawn to the limitation of liability, indemnification and jurisdiction issues defined therein. Any holder of this document is advised that information contained hereon reflects the Company's findings at the time of its intervention only and within the limits of Client's instructions, if any. The Company's sole responsibility is to its Client and this document does not exonerate parties to a transaction from exercising all their rights and obligations under the transaction documents. This document cannot be reproduced except in full, without prior written approval of the Company. Any unauthorized alteration, forgery or falsification of the content or appearance of this document is unlawful and offenders may be prosecuted to the fullest extent of the law. Unless otherwise stated the results shown in this test report refer only to the sample(s) tested and such sample(s) are retained for 30 days only.

Attention: To check the authenticity of testing / inspection report & certificate, please contact us at telephone: (86-755) 8307 1443, or email: CN.Doccheck@sgs.com
 South of No. 6 Plant, No. 1, Runsheng Road, Suzhou Industrial Park, Suzhou Area, China (Jiangsu) Pilot Free Trade Zone 215000 t (86-512) 62992980 www.sgs.com.cn
 中国·苏州·中国(江苏)自由贸易试验区苏州片区苏州工业园区润胜路1号的6号厂房南楼 邮编: 215000 t (86-512) 62992980 sgs.china@sgs.com

When the highest *reported* SAR for the initial test configuration (when applicable, include subsequent highest output channels), according to the initial test position or fixed exposure position requirements, is adjusted by the ratio of the subsequent test configuration to initial test configuration specified maximum output power and the adjusted SAR is ≤ 1.2 W/kg, SAR is not required for that subsequent test configuration.

- 2) . The number of channels in the initial test configuration and subsequent test configuration can be different due to differences in channel bandwidth. When SAR measurement is required for a subsequent test configuration and the channel bandwidth is smaller than that in the initial test configuration, all channels in the subsequent test configuration that overlap with the larger bandwidth channel tested in the initial test configuration should be used to determine the highest maximum output power channel. This step requires additional power measurement to identify the highest maximum output power channel in the subsequent test configuration to determine SAR test reduction.
 - a) SAR should first be measured for the channel with highest measured output power in the subsequent test configuration.
 - b) SAR for subsequent highest measured maximum output power channels in the subsequent test configuration is required only when the *reported* SAR of the preceding higher maximum output power channel(s) in the subsequent test configuration is > 1.2 W/kg or until all required channels are tested. i) For channels with the same measured maximum output power, SAR should be measured using the channel closest to the center frequency of the larger channel bandwidth channel in the initial test configuration.
- 3) . SAR measurements for the remaining highest specified maximum output power OFDM transmission mode configurations that have not been tested in the initial test configuration (highest maximum output) or subsequent test configuration(s) (subsequent next highest maximum output power) is determined by recursively applying the subsequent test configuration procedures in this section to the remaining configurations according to the following:
 - a) replace “subsequent test configuration” with “next subsequent test configuration” (i.e., subsequent next highest specified maximum output power configuration)
 - b) replace “initial test configuration” with “all tested higher output power configurations”



Unless otherwise agreed in writing, this document is issued by the Company subject to its General Conditions of Service printed overleaf, available on request or accessible at <http://www.sgs.com/en/Terms-and-Conditions.aspx> and, for electronic format documents, subject to Terms and Conditions for Electronic Documents at <http://www.sgs.com/en/Terms-and-Conditions/Terms-e-Documents.aspx>. Attention is drawn to the limitation of liability, indemnification and jurisdiction issues defined therein. Any holder of this document is advised that information contained hereon reflects the Company's findings at the time of its intervention only and within the limits of Client's instructions, if any. The Company's sole responsibility is to its Client and this document does not exonerate parties to a transaction from exercising all their rights and obligations under the transaction documents. This document cannot be reproduced except in full, without prior written approval of the Company. Any unauthorized alteration, forgery or falsification of the content or appearance of this document is unlawful and offenders may be prosecuted to the fullest extent of the law. Unless otherwise stated the results shown in this test report refer only to the sample(s) tested and such sample(s) are retained for 30 days only.
Attention: To check the authenticity of testing /inspection report & certificate, please contact us at telephone: (86-755) 8307 1443, or email: CN.Doccheck@sgs.com

South of No. 6 Plant, No. 1, Runsheng Road, Suzhou Industrial Park, Suzhou Area, China (Jiangsu) Pilot Free Trade Zone 215000
中国·苏州·中国(江苏)自由贸易试验区苏州片区苏州工业园区润胜路1号的6号厂房南面 邮编: 215000

t (86-512) 62992980 www.sgs.com.cn
t (86-512) 62992980 sgs.china@sgs.com

7.2.2.5 2.4 GHz WiFi SAR Procedures

Separate SAR procedures are applied to DSSS and OFDM configurations in the 2.4 GHz band to simplify DSSS test requirements. For 802.11b DSSS SAR measurements, DSSS SAR procedure applies to fixed exposure test position and initial test position procedure applies to multiple exposure test positions. When SAR measurement is required for an OFDM configuration, the initial test configuration, subsequent test configuration and initial test position procedures are applied. The SAR test exclusion requirements for 802.11g/n OFDM configurations are described in following.

- **802.11b DSSS SAR Test Requirements**

SAR is measured for 2.4 GHz 802.11b DSSS using either a fixed test position or, when applicable, the initial test position procedure. SAR test reduction is determined according to the following:

- 1) . When the reported SAR of the highest measured maximum output power channel for the exposure configuration is ≤ 0.8 W/kg, no further SAR testing is required for 802.11b DSSS in that exposure configuration.
- 2) . When the reported SAR is > 0.8 W/kg, SAR is required for that exposure configuration using the next highest measured output power channel. When any reported SAR is > 1.2 W/kg, SAR is required for the third channel; i.e., all channels require testing.

- **2.4 GHz 802.11g/n OFDM SAR Test Exclusion Requirements**

When SAR measurement is required for 2.4 GHz 802.11g/n OFDM configurations, the measurement and test reduction procedures for OFDM are applied (section 5.3, including sub-sections). SAR is not required for the following 2.4 GHz OFDM conditions.

- 1) . When KDB Publication 447498 SAR test exclusion applies to the OFDM configuration.
- 2) . When the highest reported SAR for DSSS is adjusted by the ratio of OFDM to DSSS specified maximum output power and the adjusted SAR is ≤ 1.2 W/kg.

- **SAR Test Requirements for OFDM configurations**

When SAR measurement is required for 802.11 g/n OFDM configurations, each standalone and frequency aggregated band is considered separately for SAR test reduction. In applying the initial test configuration and subsequent test configuration procedures, the 802.11 transmission configuration with the highest specified maximum output power and the channel within a test configuration with the highest measured maximum output power should be clearly distinguished to apply the procedures.



Unless otherwise agreed in writing, this document is issued by the Company subject to its General Conditions of Service printed overleaf, available on request or accessible at <http://www.sgs.com/en/Terms-and-Conditions.aspx> and, for electronic format documents, subject to Terms and Conditions for Electronic Documents at <http://www.sgs.com/en/Terms-and-Conditions/Terms-e-Documents.aspx>. Attention is drawn to the limitation of liability, indemnification and jurisdiction issues defined therein. Any holder of this document is advised that information contained hereon reflects the Company's findings at the time of its intervention only and within the limits of Client's instructions, if any. The Company's sole responsibility is to its Client and this document does not exonerate parties to a transaction from exercising all their rights and obligations under the transaction documents. This document cannot be reproduced except in full, without prior written approval of the Company. Any unauthorized alteration, forgery or falsification of the content or appearance of this document is unlawful and offenders may be prosecuted to the fullest extent of the law. Unless otherwise stated the results shown in this test report refer only to the sample(s) tested and such sample(s) are retained for 30 days only.

Attention: To check the authenticity of testing /inspection report & certificate, please contact us at telephone: (86-755) 8307 1443, or email: CN.Doccheck@sgs.com

South of No. 6 Plant, No. 1, Runsheng Road, Suzhou Industrial Park, Suzhou Area, China (Jiangsu) Pilot Free Trade Zone 215000 t (86-512) 62992980 www.sgs.com.cn
中国·苏州·中国(江苏)自由贸易试验区苏州片区苏州工业园区湖胜路1号的6号厂房南座 邮编: 215000 t (86-512) 62992980 sgs.china@sgs.com

7.2.2.6 5 GHz WiFi SAR Procedures

• **U-NII-1 and U-NII-2A Bands**

For devices that operate in only one of the U-NII-1 and U-NII-2A bands, the normally required SAR procedures for OFDM configurations are applied. For devices that operate in both U-NII bands using the same transmitter and antenna(s), SAR test reduction is determined according to the following:

- 1) When the same maximum output power is specified for both bands, begin SAR measurement in U-NII-2A band by applying the OFDM SAR requirements. If the highest reported SAR for a test configuration is ≤ 1.2 W/kg, SAR is not required for U-NII-1 band for that configuration (802.11 mode and exposure condition); otherwise, both bands are tested independently for SAR.
- 2) When different maximum output power is specified for the bands, begin SAR measurement in the band with higher specified maximum output power. The highest reported SAR for the tested configuration is adjusted by the ratio of lower to higher specified maximum output power for the two bands. When the adjusted SAR is ≤ 1.2 W/kg, SAR is not required for the band with lower maximum output power in that test configuration; otherwise, both bands are tested independently for SAR.
- 3) The two U-NII bands may be aggregated to support a 160 MHz channel on channel number 50. Without additional testing, the maximum output power for this is limited to the lower of the maximum output power certified for the two bands. When SAR measurement is required for at least one of the bands and the highest reported SAR adjusted by the ratio of specified maximum output power of aggregated to standalone band is > 1.2 W/kg, SAR is required for the 160 MHz channel. This procedure does not apply to an aggregated band with maximum output higher than the standalone band(s); the aggregated band must be tested independently for SAR. SAR is not required when the 160 MHz channel is operating at a reduced maximum power and also qualifies for SAR test exclusion.

• **U-NII-2C and U-NII-3 Bands**

The frequency range covered by these bands is 380 MHz (5.47 – 5.85 GHz), which requires a minimum of at least two SAR probe calibration frequency points to support SAR measurements. when Terminal Doppler Weather Radar (TDWR) restriction applies, all channels that operate at 5.60 – 5.65 GHz must be included to apply the SAR test reduction and measurement procedures.

When the same transmitter and antenna(s) are used for U-NII-2C band and U-NII-3 band or 5.8 GHz band of §15.247, the bands may be aggregated to enable additional channels with 20, 40 or 80 MHz bandwidth to span across the band gap, as illustrated in Appendix B. The maximum output power for the additional band gap channels is limited to the lower of those certified for the bands. Unless band gap channels are permanently disabled, they must be considered for SAR testing. The frequency range covered by these bands is 380 MHz (5.47 – 5.85 GHz), which requires a minimum of at least two SAR probe calibration frequency points to support SAR measurements. To maintain SAR measurement accuracy and to facilitate test reduction, the channels in U-NII-2C band above 5.65 GHz may be grouped with the 5.8 GHz channels in U-NII-3 or §15.247 band to enable two SAR probe calibration frequency points to cover the bands, including the band gap channels. When band gap channels are supported and the bands are not aggregated for SAR testing, band gap channels must be considered independently in each band according to the normally required OFDM SAR measurement and probe calibration frequency points requirements.



Unless otherwise agreed in writing, this document is issued by the Company subject to its General Conditions of Service printed overleaf, available on request or accessible at <http://www.sgs.com/en/Terms-and-Conditions.aspx> and, for electronic format documents, subject to Terms and Conditions for Electronic Documents at <http://www.sgs.com/en/Terms-and-Conditions/Terms-e-Documents.aspx>. Attention is drawn to the limitation of liability, indemnification and jurisdiction issues defined therein. Any holder of this document is advised that information contained hereon reflects the Company's findings at the time of its intervention only and within the limits of Client's instructions, if any. The Company's sole responsibility is to its Client and this document does not exonerate parties to a transaction from exercising all their rights and obligations under the transaction documents. This document cannot be reproduced except in full, without prior written approval of the Company. Any unauthorized alteration, forgery or falsification of the content or appearance of this document is unlawful and offenders may be prosecuted to the fullest extent of the law. Unless otherwise stated the results shown in this test report refer only to the sample(s) tested and such sample(s) are retained for 30 days only.
Attention: To check the authenticity of testing / inspection report & certificate, please contact us at telephone: (86-755) 8307 1443, or email: CN.Doccheck@sgs.com

South of No. 6 Plant, No. 1, Runsheng Road, Suzhou Industrial Park, Suzhou Area, China (Jiangsu) Pilot Free Trade Zone 215000 t (86-512) 62992980 www.sgs.com.cn
中国·苏州·中国(江苏)自由贸易试验区苏州片区苏州工业园区润胜路1号的6号厂房南楼 邮编: 215000 t (86-512) 62992980 sgs.china@sgs.com

• **OFDM Transmission Mode SAR Test Configuration and Channel Selection Requirements**

The initial test configuration for 5 GHz OFDM transmission modes is determined by the 802.11 configuration with the highest maximum output power specified for production units, including tune-up tolerance, in each standalone and aggregated frequency band. SAR for the initial test configuration is measured using the highest maximum output power channel determined by the default power measurement procedures. When multiple configurations in a frequency band have the same specified maximum output power, the initial test configuration is determined according to the following steps applied sequentially.

- 1) The largest channel bandwidth configuration is selected among the multiple configurations with the same specified maximum output power.
- 2) If multiple configurations have the same specified maximum output power and largest channel bandwidth, the lowest order modulation among the largest channel bandwidth configurations is selected.
- 3) If multiple configurations have the same specified maximum output power, largest channel bandwidth and lowest order modulation, the lowest data rate configuration among these configurations is selected.
- 4) When multiple transmission modes (802.11a/g/n/ac) have the same specified maximum output power, largest channel bandwidth, lowest order modulation and lowest data rate, the lowest order 802.11 mode is selected; i.e., 802.11a is chosen over 802.11n then 802.11ac or 802.11g is chosen over 802.11n. After an initial test configuration is determined, if multiple test channels have the same measured maximum output power, the channel chosen for SAR measurement is determined according to the following. These channel selection procedures apply to both the initial test configuration and subsequent test configuration(s), with respect to the default power measurement procedures or additional power measurements required for further SAR test reduction. The same procedures also apply to subsequent highest output power channel(s) selection.
 - a) The channel closest to mid-band frequency is selected for SAR measurement.
 - b) For channels with equal separation from mid-band frequency; for example, high and low channels or two mid-band channels, the higher frequency (number) channel is selected for SAR measurement.

• **SAR Test Requirements for OFDM configurations**

When SAR measurement is required for 802.11 a/n/ac OFDM configurations, each standalone and frequency aggregated band is considered separately for SAR test reduction. When the same transmitter and antenna(s) are used for U-NII-1 and U-NII-2A bands, additional SAR test reduction applies. When band gap channels between U-NII-2C band and 5.8 GHz U-NII-3 or §15.247 band are supported, the highest maximum output power transmission mode configuration and maximum output power channel across the bands must be used to determine SAR test reduction, according to the initial test configuration and subsequent test configuration requirements. In applying the initial test configuration and subsequent test configuration procedures, the 802.11 transmission configuration with the highest specified maximum output power and the channel within a test configuration with the highest measured maximum output power should be clearly distinguished to apply the procedures.



Unless otherwise agreed in writing, this document is issued by the Company subject to its General Conditions of Service printed overleaf, available on request or accessible at <http://www.sgs.com/en/Terms-and-Conditions.aspx> and, for electronic format documents, subject to Terms and Conditions for Electronic Documents at <http://www.sgs.com/en/Terms-and-Conditions/Terms-e-Documents.aspx>. Attention is drawn to the limitation of liability, indemnification and jurisdiction issues defined therein. Any holder of this document is advised that information contained hereon reflects the Company's findings at the time of its intervention only and within the limits of Client's instructions, if any. The Company's sole responsibility is to its Client and this document does not exonerate parties to a transaction from exercising all their rights and obligations under the transaction documents. This document cannot be reproduced except in full, without prior written approval of the Company. Any unauthorized alteration, forgery or falsification of the content or appearance of this document is unlawful and offenders may be prosecuted to the fullest extent of the law. Unless otherwise stated the results shown in this test report refer only to the sample(s) tested and such sample(s) are retained for 30 days only.
Attention: To check the authenticity of testing / inspection report & certificate, please contact us at telephone: (86-755) 8307 1443, or email: CN.Doccheck@sgs.com

SGS-CSTC Standards Technical Services (Suzhou) Co., Ltd.
Wireless Laboratory

South of No. 6 Plant, No. 1, Runsheng Road, Suzhou Industrial Park, Suzhou Area, China (Jiangsu) Pilot Free Trade Zone 215000
中国·苏州·中国(江苏)自由贸易试验区苏州片区苏州工业园区润胜路1号的6号厂房南楼 邮编: 215000

t (86-512) 62992980 www.sgs.com.cn
t (86-512) 62992980 sgs.china@sgs.com

7.2.3 LTE Test Configuration

LTE modes were tested according to FCC KDB 941225 D05 publication. Please see notes after the tabulated SAR data for required test configurations. Establishing connections with base station simulators ensure a consistent means for testing SAR and are recommended for evaluating SAR [4]. The R&S CMW500 was used for LTE output power measurements and SAR testing. Max power control was used so the UE transmits with maximum output power during SAR testing. SAR must be measured with the maximum TTI (transmit time interval) supported by the device in each LTE configuration.

A) Spectrum Plots for RB Configurations

A properly configured base station simulator was used for SAR tests and power measurements. Therefore, spectrum plots for RB configurations were not required to be included in this report.

B) MPR

MPR is permanently implemented for this device by the manufacturer. The specific manufacturer target MPR is indicated alongside the SAR results. MPR is enabled for this device, according to 3GPP TS36.101 Section 6.2.3 – 6.2.5 under Table 6.2.3-1.

Modulation	Channel bandwidth / Transmission bandwidth configuration [RB]						MPR (dB)
	1.4 MHz	3.0 MHz	5 MHz	10 MHz	15 MHz	20 MHz	
QPSK	> 5	> 4	> 8	> 12	> 16	> 18	≤ 1
16 QAM	≤ 5	≤ 4	≤ 8	≤ 12	≤ 16	≤ 18	≤ 1
16 QAM	> 5	> 4	> 8	> 12	> 16	> 18	≤ 2
64 QAM	≤ 5	≤ 4	≤ 8	≤ 12	≤ 16	≤ 18	≤ 2
64 QAM	> 5	> 4	> 8	> 12	> 16	> 18	≤ 3
256 QAM	≥ 1						≤ 5

C) A-MPR

A-MPR (Additional MPR) has been disabled for all SAR tests by setting NS=01 on the base station simulator.

D) Largest channel bandwidth standalone SAR test requirements

1) QPSK with 1 RB allocation

Start with the largest channel bandwidth and measure SAR for QPSK with 1 RB allocation, using the RB offset and required test channel combination with the highest maximum output power for RB offsets at the upper edge, middle and lower edge of each required test channel. When the reported SAR is ≤ 0.8 W/kg, testing of the remaining RB offset configurations and required test channels is not required for 1 RB allocation; otherwise, SAR is required for the remaining required test channels and only for the RB offset configuration with the highest output power for that channel. When the reported SAR of a required test channel is > 1.45 W/kg, SAR is required for all three RB offset configurations for that required test channel.

2) QPSK with 50% RB allocation

The procedures required for 1 RB allocation in 1) are applied to measure the SAR for QPSK with 50% RB allocation.

3) QPSK with 100% RB allocation

For QPSK with 100% RB allocation, SAR is not required when the highest maximum output power for 100 % RB allocation is less than the highest maximum output power in 50% and 1 RB allocations and the highest reported SAR for 1 RB and 50% RB allocation in 1) and 2) are ≤ 0.8 W/kg. Otherwise, SAR is measured for the highest output power channel and if the reported SAR is > 1.45 W/kg, the remaining required test channels must also be tested.

4) Higher order modulations

For each modulation besides QPSK; e.g., 16-QAM, 64-QAM, apply the QPSK procedures in above sections to determine the QAM configurations that may need SAR measurement. For each configuration identified as required for testing, SAR is required only when the highest maximum output power for the configuration in the higher order modulation is > ½ dB higher than the same configuration in QPSK or when the reported SAR for the QPSK configuration is > 1.45 W/kg.



Unless otherwise agreed in writing, this document is issued by the Company subject to its General Conditions of Service printed overleaf, available on request or accessible at <http://www.sgs.com/en/Terms-and-Conditions.aspx> and, for electronic format documents, subject to Terms and Conditions for Electronic Documents at <http://www.sgs.com/en/Terms-and-Conditions/Terms-e-Documents.aspx>. Attention is drawn to the limitation of liability, indemnification and jurisdiction issues defined therein. Any holder of this document is advised that information contained hereon reflects the Company's findings at the time of its intervention only and within the limits of Client's instructions, if any. The Company's sole responsibility is to its Client and this document does not exonerate parties to a transaction from exercising all their rights and obligations under the transaction documents. This document cannot be reproduced except in full, without prior written approval of the Company. Any unauthorized alteration, forgery or falsification of the content or appearance of this document is unlawful and offenders may be prosecuted to the fullest extent of the law. Unless otherwise stated the results shown in this test report refer only to the sample(s) tested and such sample(s) are retained for 30 days only.

South of No. 6 Plant, No. 1, Runsheng Road, Suzhou Industrial Park, Suzhou Area, China (Jiangsu) Pilot Free Trade Zone 215000
中国·苏州·中国(江苏)自由贸易试验区苏州片区苏州工业园区润胜路1号的6号厂房南面 邮编: 215000

t (86-512) 62992980 www.sgs.com.cn
t (86-512) 62992980 sgs.china@sgs.com

E) Other channel bandwidth standalone SAR test requirements

For the other channel bandwidths used by the device in a frequency band, apply all the procedures required for the largest channel bandwidth in section A) to determine the channels and RB configurations that need SAR testing and only measure SAR when the highest maximum output power of a configuration requiring testing in the smaller channel bandwidth is $> \frac{1}{2}$ dB higher than the equivalent channel configurations in the largest channel bandwidth configuration or the reported SAR of a configuration for the largest channel bandwidth is > 1.45 W/kg.



Unless otherwise agreed in writing, this document is issued by the Company subject to its General Conditions of Service printed overleaf, available on request or accessible at <http://www.sgs.com/en/Terms-and-Conditions.aspx> and, for electronic format documents, subject to Terms and Conditions for Electronic Documents at <http://www.sgs.com/en/Terms-and-Conditions/Terms-e-Document.aspx>. Attention is drawn to the limitation of liability, indemnification and jurisdiction issues defined therein. Any holder of this document is advised that information contained hereon reflects the Company's findings at the time of its intervention only and within the limits of Client's instructions, if any. The Company's sole responsibility is to its Client and this document does not exonerate parties to a transaction from exercising all their rights and obligations under the transaction documents. This document cannot be reproduced except in full, without prior written approval of the Company. Any unauthorized alteration, forgery or falsification of the content or appearance of this document is unlawful and offenders may be prosecuted to the fullest extent of the law. Unless otherwise stated the results shown in this test report refer only to the sample(s) tested and such sample(s) are retained for 30 days only.
Attention: To check the authenticity of testing /inspection report & certificate, please contact us at telephone: (86-755) 8307 1443, or email: CN.Doccheck@sgs.com

South of No. 6 Plant, No. 1, Runsheng Road, Suzhou Industrial Park, Suzhou Area, China (Jiangsu) Pilot Free Trade Zone 215000 t (86-512) 62992980 www.sgs.com.cn
中国·苏州·中国(江苏)自由贸易试验区苏州片区苏州工业园区润胜路1号的6号厂房南部 邮编: 215000 t (86-512) 62992980 sgs.china@sgs.com

8 Test Result

8.1 Measurement of RF conducted Power

8.1.1 Conducted Power of WCDMA

WCDMA Band II					
Average Conducted Power(dBm)					
Channel		9262	9400	9538	Tune up
WCDMA	12.2kbps RMC	22.83	23.05	22.79	24.00
	12.2kbps AMR	22.9	22.85	22.75	24.00
HSDPA	Subtest 1	21.98	22.28	22.10	22.50
	Subtest 2	22.31	21.98	22.31	22.50
	Subtest 3	21.79	21.98	21.91	22.50
	Subtest 4	22.05	21.77	22.05	22.50
HSUPA	Subtest 1	20.26	20.38	20.34	21.00
	Subtest 2	20.38	20.35	20.39	21.00
	Subtest 3	21.33	21.32	21.52	22.00
	Subtest 4	19.86	19.88	20.00	20.50
	Subtest 5	21.33	21.36	21.50	22.00
DC-HSDPA	Subtest 1	22.15	22.21	22.10	22.50
	Subtest 2	22.12	21.92	22.24	22.50
	Subtest 3	21.95	22.04	21.88	22.50
	Subtest 4	21.87	21.69	21.99	22.50
HSPA+	16QAM	21.17	21.15	21.39	22.00

WCDMA Band II - Receiver off					
Average Conducted Power(dBm)					
Channel		9262	9400	9538	Tune up
WCDMA	12.2kbps RMC	21.96	22.18	21.91	23.00
	12.2kbps AMR	22.03	21.93	21.89	23.00
HSDPA	Subtest 1	21.13	21.38	21.23	21.50
	Subtest 2	21.46	21.09	21.50	21.50
	Subtest 3	20.96	21.17	21.08	21.50
	Subtest 4	21.22	20.85	21.14	21.50
HSUPA	Subtest 1	19.34	19.48	19.46	20.00
	Subtest 2	19.44	19.47	19.48	20.00
	Subtest 3	20.41	20.43	20.69	21.00
	Subtest 4	19.03	18.99	19.13	19.50
	Subtest 5	20.40	20.48	20.56	21.00
DC-HSDPA	Subtest 1	21.28	21.40	21.21	21.50
	Subtest 2	21.17	21.08	21.37	21.50
	Subtest 3	21.09	21.20	20.98	21.50
	Subtest 4	20.94	20.88	21.11	21.50
HSPA+	16QAM	20.25	20.32	20.53	21.00



Unless otherwise agreed in writing, this document is issued by the Company subject to its General Conditions of Service printed overleaf, available on request or accessible at <http://www.sgs.com/en/Terms-and-Conditions.aspx> and, for electronic format documents, subject to Terms and Conditions for Electronic Documents at <http://www.sgs.com/en/Terms-and-Conditions/Terms-e-Documents.aspx>. Attention is drawn to the limitation of liability, indemnification and jurisdiction issues defined therein. Any holder of this document is advised that information contained hereon reflects the Company's findings at the time of its intervention only and within the limits of Client's instructions, if any. The Company's sole responsibility is to its Client and this document does not exonerate parties to a transaction from exercising all their rights and obligations under the transaction documents. This document cannot be reproduced except in full, without prior written approval of the Company. Any unauthorized alteration, forgery or falsification of the content or appearance of this document is unlawful and offenders may be prosecuted to the fullest extent of the law. Unless otherwise stated the results shown in this test report refer only to the sample(s) tested and such sample(s) are retained for 30 days only.

Attention: To check the authenticity of testing / inspection report & certificate, please contact us at telephone: (86-755) 8307 1443, or email: CN.Doccheck@sgs.com

South of No. 6 Plant, No. 1, Runsheng Road, Suzhou Industrial Park, Suzhou Area, China (Jiangsu) Pilot Free Trade Zone 215000
中国·苏州·中国(江苏)自由贸易试验区苏州片区苏州工业园区润胜路1号的6号厂房南面 邮编: 215000

t (86-512) 62992980 www.sgs.com.cn
t (86-512) 62992980 sgs.china@sgs.com

WCDMA Band II - Hotspot on					
Average Conducted Power(dBm)					
Channel		9262	9400	9538	Tune up
WCDMA	12.2kbps RMC	20.64	20.7	20.68	21.50
	12.2kbps AMR	20.56	20.56	20.46	21.50
HSDPA	Subtest 1	19.67	19.87	19.77	20.00
	Subtest 2	19.90	19.67	19.81	20.00
	Subtest 3	19.18	19.19	19.11	20.00
	Subtest 4	19.19	19.04	19.17	20.00
HSUPA	Subtest 1	17.64	17.77	17.77	18.50
	Subtest 2	17.54	17.63	17.73	18.50
	Subtest 3	18.57	18.44	18.68	19.50
	Subtest 4	17.20	17.21	17.15	18.00
	Subtest 5	18.48	18.77	18.72	19.50
DC-HSDPA	Subtest 1	19.19	19.34	19.11	20.00
	Subtest 2	19.38	19.30	19.30	20.00
	Subtest 3	19.04	19.08	18.97	20.00
	Subtest 4	19.19	19.15	19.20	20.00
HSPA+	16QAM	18.19	18.15	18.24	19.50

WCDMA Band IV					
Average Conducted Power(dBm)					
Channel		1312	1412	1513	Tune up
WCDMA	12.2kbps RMC	22.87	23.10	23.00	24.00
	12.2kbps AMR	22.95	22.82	22.91	24.00
HSDPA	Subtest 1	22.05	22.24	22.06	22.50
	Subtest 2	22.25	22.05	22.22	22.50
	Subtest 3	21.52	21.54	21.52	22.50
	Subtest 4	21.51	21.39	21.61	22.50
HSUPA	Subtest 1	20.01	20.02	20.04	21.00
	Subtest 2	19.99	20.02	20.01	21.00
	Subtest 3	20.93	20.83	21.11	22.00
	Subtest 4	19.51	19.47	19.48	20.50
	Subtest 5	20.93	21.02	20.98	22.00
DC-HSDPA	Subtest 1	21.68	21.69	21.57	22.50
	Subtest 2	21.80	21.58	21.77	22.50
	Subtest 3	21.45	21.40	21.39	22.50
	Subtest 4	21.53	21.41	21.57	22.50
HSPA+	16QAM	20.43	20.47	20.59	22.00



Unless otherwise agreed in writing, this document is issued by the Company subject to its General Conditions of Service printed overleaf, available on request or accessible at <http://www.sgs.com/en/Terms-and-Conditions.aspx> and, for electronic format documents, subject to Terms and Conditions for Electronic Documents at <http://www.sgs.com/en/Terms-and-Conditions/Terms-e-Documents.aspx>. Attention is drawn to the limitation of liability, indemnification and jurisdiction issues defined therein. Any holder of this document is advised that information contained hereon reflects the Company's findings at the time of its intervention only and within the limits of Client's instructions, if any. The Company's sole responsibility is to its Client and this document does not exonerate parties to a transaction from exercising all their rights and obligations under the transaction documents. This document cannot be reproduced except in full, without prior written approval of the Company. Any unauthorized alteration, forgery or falsification of the content or appearance of this document is unlawful and offenders may be prosecuted to the fullest extent of the law. Unless otherwise stated the results shown in this test report refer only to the sample(s) tested and such sample(s) are retained for 30 days only.

Attention: To check the authenticity of testing/inspection report & certificate, please contact us at telephone: (86-755) 8307 1443, or email: CN.Doccheck@sgs.com

South of No. 6 Plant, No. 1, Runsheng Road, Suzhou Industrial Park, Suzhou Area, China (Jiangsu) Pilot Free Trade Zone 215000 t (86-512) 62992980 www.sgs.com.cn
中国·苏州·中国(江苏)自由贸易试验区苏州片区苏州工业园区润胜路1号的6号厂房南座 邮编: 215000 t (86-512) 62992980 sgs.china@sgs.com

WCDMA Band IV - Receiver off					
Average Conducted Power(dBm)					
Channel		1312	1412	1513	Tune up
WCDMA	12.2kbps RMC	20.62	20.74	20.59	21.50
	12.2kbps AMR	20.56	20.44	20.48	21.50
HSDPA	Subtest 1	19.61	19.83	19.69	20.00
	Subtest 2	19.81	19.69	19.83	20.00
	Subtest 3	19.11	19.17	19.13	20.00
	Subtest 4	19.09	19.03	19.21	20.00
HSUPA	Subtest 1	17.61	17.71	17.71	18.50
	Subtest 2	17.58	17.68	17.66	18.50
	Subtest 3	18.56	18.40	18.67	19.50
	Subtest 4	17.20	17.16	17.05	18.00
	Subtest 5	18.48	18.71	18.63	19.50
DC-HSDPA	Subtest 1	19.23	19.29	19.15	20.00
	Subtest 2	19.35	19.20	19.35	20.00
	Subtest 3	19.03	19.03	18.99	20.00
	Subtest 4	19.16	19.11	19.22	20.00
HSPA+	16QAM	18.12	18.06	18.26	19.50

WCDMA Band IV - Hotspot on					
Average Conducted Power(dBm)					
Channel		1312	1412	1513	Tune up
WCDMA	12.2kbps RMC	17.19	17.24	17.12	18.00
	12.2kbps AMR	17.14	16.94	17.01	18.00
HSDPA	Subtest 1	16.06	16.38	16.14	16.50
	Subtest 2	16.38	16.15	16.34	16.50
	Subtest 3	15.69	15.70	15.61	16.50
	Subtest 4	15.67	15.63	15.78	16.50
HSUPA	Subtest 1	14.17	14.11	14.22	15.00
	Subtest 2	14.07	14.22	14.21	15.00
	Subtest 3	15.06	14.85	15.13	16.00
	Subtest 4	13.66	13.61	13.56	14.50
	Subtest 5	14.97	15.27	15.15	16.00
DC-HSDPA	Subtest 1	15.70	15.85	15.69	16.50
	Subtest 2	15.90	15.73	15.88	16.50
	Subtest 3	15.57	15.57	15.52	16.50
	Subtest 4	15.62	15.69	15.76	16.50
HSPA+	16QAM	14.69	14.52	14.85	16.00



Unless otherwise agreed in writing, this document is issued by the Company subject to its General Conditions of Service printed overleaf, available on request or accessible at <http://www.sgs.com/en/Terms-and-Conditions.aspx> and, for electronic format documents, subject to Terms and Conditions for Electronic Documents at <http://www.sgs.com/en/Terms-and-Conditions/Terms-e-Documents.aspx>. Attention is drawn to the limitation of liability, indemnification and jurisdiction issues defined therein. Any holder of this document is advised that information contained hereon reflects the Company's findings at the time of its intervention only and within the limits of Client's instructions, if any. The Company's sole responsibility is to its Client and this document does not exonerate parties to a transaction from exercising all their rights and obligations under the transaction documents. This document cannot be reproduced except in full, without prior written approval of the Company. Any unauthorized alteration, forgery or falsification of the content or appearance of this document is unlawful and offenders may be prosecuted to the fullest extent of the law. Unless otherwise stated the results shown in this test report refer only to the sample(s) tested and such sample(s) are retained for 30 days only.

Attention: To check the authenticity of testing/inspection report & certificate, please contact us at telephone: (86-755) 8307 1443, or email: CN.Doccheck@sgs.com

South of No. 6 Plant, No. 1, Runsheng Road, Suzhou Industrial Park, Suzhou Area, China (Jiangsu) Pilot Free Trade Zone 215000 t (86-512) 62992980 www.sgs.com.cn
 中国·苏州·中国(江苏)自由贸易试验区苏州片区苏州工业园区润胜路1号的6号厂房南座 邮编: 215000 t (86-512) 62992980 sgs.china@sgs.com

WCDMA Band V					
Average Conducted Power(dBm)					
Channel		4132	4182	4233	Tune up
WCDMA	12.2kbps RMC	23.04	23.04	22.97	24.00
	12.2kbps AMR	22.94	23.01	22.97	24.00
HSDPA	Subtest 1	22.05	22.14	22.32	22.50
	Subtest 2	22.15	21.88	22.14	22.50
	Subtest 3	21.85	21.95	22.05	22.50
	Subtest 4	21.91	21.71	21.85	22.50
HSUPA	Subtest 1	20.44	20.33	20.35	21.00
	Subtest 2	20.39	20.44	20.41	21.00
	Subtest 3	21.29	21.36	21.42	22.00
	Subtest 4	19.91	19.88	19.90	20.50
	Subtest 5	21.33	21.32	21.48	22.00
DC-HSDPA	Subtest 1	22.07	22.06	22.08	22.50
	Subtest 2	22.07	22.03	22.20	22.50
	Subtest 3	21.86	21.89	21.90	22.50
	Subtest 4	21.89	21.80	21.96	22.50
HSPA+	16QAM	21.20	21.24	21.17	22.00

Note:

1) when the maximum output power variation across the required test channels is > ½ dB, instead of the middle channel, the highest output power channel must be used.



Unless otherwise agreed in writing, this document is issued by the Company subject to its General Conditions of Service printed overleaf, available on request or accessible at <http://www.sgs.com/en/Terms-and-Conditions.aspx> and, for electronic format documents, subject to Terms and Conditions for Electronic Documents at <http://www.sgs.com/en/Terms-and-Conditions/Terms-e-Documents.aspx>. Attention is drawn to the limitation of liability, indemnification and jurisdiction issues defined therein. Any holder of this document is advised that information contained hereon reflects the Company's findings at the time of its intervention only and within the limits of Client's instructions, if any. The Company's sole responsibility is to its Client and this document does not exonerate parties to a transaction from exercising all their rights and obligations under the transaction documents. This document cannot be reproduced except in full, without prior written approval of the Company. Any unauthorized alteration, forgery or falsification of the content or appearance of this document is unlawful and offenders may be prosecuted to the fullest extent of the law. Unless otherwise stated the results shown in this test report refer only to the sample(s) tested and such sample(s) are retained for 30 days only.

Attention: To check the authenticity of testing /inspection report & certificate, please contact us at telephone: (86-755) 8307 1443, or email: CN.Doccheck@sgs.com

South of No. 6 Plant, No. 1, Runsheng Road, Suzhou Industrial Park, Suzhou Area, China (Jiangsu) Pilot Free Trade Zone 215000
中国·苏州·中国(江苏)自由贸易试验区苏州片区苏州工业园区润胜路1号的6号厂房南面 邮编: 215000

t (86-512) 62992980 www.sgs.com.cn
t (86-512) 62992980 sgs.china@sgs.com

8.1.2 Conducted Power of LTE

LTE Band 2				Conducted Power(dBm)			
Bandwidth	Modulation	RB size	RB offset	Channel	Channel	Channel	Tune up
				18607	18900	19193	
1.4MHz	QPSK	1	0	23.27	23.45	23.27	24.50
		1	2	23.26	23.28	23.24	24.50
		1	5	23.29	23.34	23.15	24.50
		3	0	23.21	23.40	23.15	24.50
		3	2	23.14	23.23	23.13	24.50
		3	3	23.25	23.20	23.02	24.50
	16QAM	6	0	22.31	22.26	22.16	23.50
		1	0	22.34	22.20	22.38	23.50
		1	2	22.13	22.46	22.16	23.50
		1	5	22.26	22.21	22.21	23.50
		3	0	22.20	22.36	22.15	23.50
		3	2	22.23	22.25	22.15	23.50
	64QAM	3	3	22.17	22.24	22.00	23.50
		6	0	21.21	21.21	21.25	22.50
		1	0	21.19	21.06	21.28	22.50
		1	2	21.16	21.04	21.11	22.50
		1	5	21.03	21.01	21.34	22.50
		3	0	21.16	21.30	21.15	22.50
3MHz	QPSK	3	2	21.23	21.19	21.10	22.50
		3	3	21.20	21.32	21.04	22.50
		6	0	20.44	20.59	20.67	21.50
		1	0	23.27	23.46	23.37	24.50
		1	7	23.36	23.22	23.26	24.50
		1	14	23.21	23.35	23.24	24.50
	16QAM	8	0	22.14	22.54	22.37	23.50
		8	4	22.41	22.13	22.23	23.50
		8	7	22.44	22.20	22.22	23.50
		15	0	22.29	22.31	22.21	23.50
		1	0	22.37	22.26	22.41	23.50
		1	7	22.13	22.42	22.26	23.50
64QAM	1	14	22.26	22.25	22.28	23.50	
	8	0	21.28	21.31	21.20	22.50	
	8	4	21.18	21.22	21.36	22.50	
	8	7	21.36	21.31	21.46	22.50	
	15	0	21.26	21.19	21.27	22.50	
	1	0	21.19	21.12	21.34	22.50	
5MHz	QPSK	1	7	21.07	21.08	21.08	22.50
		1	14	21.00	21.03	21.30	22.50
		8	0	20.59	20.36	20.46	21.50
		8	4	20.42	20.36	20.25	21.50
		8	7	20.62	20.54	20.60	21.50
		15	0	20.58	20.56	20.72	21.50



Unless otherwise agreed in writing, this document is issued by the Company subject to its General Conditions of Service printed overleaf, available on request or accessible at <http://www.sgs.com/en/Terms-and-Conditions.aspx> and, for electronic format documents, subject to Terms and Conditions for Electronic Documents at <http://www.sgs.com/en/Terms-and-Conditions/Terms-e-Documents.aspx>. Attention is drawn to the limitation of liability, indemnification and jurisdiction issues defined therein. Any holder of this document is advised that information contained hereon reflects the Company's findings at the time of its intervention only and within the limits of Client's instructions, if any. The Company's sole responsibility is to its Client and this document does not exonerate parties to a transaction from exercising all their rights and obligations under the transaction documents. This document cannot be reproduced except in full, without prior written approval of the Company. Any unauthorized alteration, forgery or falsification of the content or appearance of this document is unlawful and offenders may be prosecuted to the fullest extent of the law. Unless otherwise stated the results shown in this test report refer only to the sample(s) tested and such sample(s) are retained for 30 days only.

Attention: To check the authenticity of testing /inspection report & certificate, please contact us at telephone: (86-755) 8307 1443, or email: CN.Doccheck@sgs.com

South of No. 6 Plant, No. 1, Runsheng Road, Suzhou Industrial Park, Suzhou Area, China (Jiangsu) Pilot Free Trade Zone 215000 t (86-512) 62992980 www.sgs.com.cn
中国·苏州·中国(江苏)自由贸易试验区苏州片区苏州工业园区润胜路1号的6号厂房南楼 邮编: 215000 t (86-512) 62992980 sgs.china@sgs.com



Bandwidth	Modulation	RB size	RB offset	Channel	Channel	Channel	Tune up	
				18650	18900	19150		
10MHz	QPSK	1	0	23.20	23.48	23.32	24.50	
		1	25	23.27	23.22	23.17	24.50	
		1	49	23.25	23.34	23.15	24.50	
		25	0	22.21	22.41	22.33	23.50	
		25	13	22.46	22.11	22.30	23.50	
		25	25	22.33	22.08	22.28	23.50	
	16QAM	50	0	22.32	22.33	22.10	23.50	
		1	0	22.43	22.23	22.32	23.50	
		1	25	22.22	22.48	22.25	23.50	
		1	49	22.27	22.16	22.29	23.50	
		25	0	21.20	21.26	21.16	22.50	
		25	13	21.22	21.25	21.31	22.50	
	64QAM	25	25	21.45	21.32	21.42	22.50	
		50	0	21.31	21.14	21.17	22.50	
		1	0	21.17	21.06	21.22	22.50	
		1	25	21.06	21.10	21.16	22.50	
		1	49	21.05	21.09	21.26	22.50	
		25	0	20.56	20.41	20.42	21.50	
	15MHz	QPSK	25	13	20.42	20.36	20.27	21.50
			25	25	20.61	20.52	20.51	21.50
			50	0	20.58	20.52	20.65	21.50
			1	0	23.22	23.43	23.34	24.50
			1	38	23.27	23.31	23.15	24.50
			1	74	23.21	23.25	23.23	24.50
		16QAM	36	0	22.15	22.54	22.32	23.50
			36	18	22.38	22.19	22.32	23.50
			36	39	22.41	22.13	22.23	23.50
			75	0	22.32	22.33	22.20	23.50
1			0	22.45	22.30	22.26	23.50	
1			38	22.13	22.46	22.19	23.50	
64QAM		1	74	22.17	22.30	22.24	23.50	
		36	0	21.29	21.26	21.25	22.50	
		36	18	21.24	21.28	21.38	22.50	
		36	39	21.34	21.36	21.50	22.50	
		75	0	21.21	21.20	21.25	22.50	
		1	0	21.28	21.21	21.24	22.50	



Unless otherwise agreed in writing, this document is issued by the Company subject to its General Conditions of Service printed overleaf, available on request or accessible at <http://www.sgs.com/en/Terms-and-Conditions.aspx> and, for electronic format documents, subject to Terms and Conditions for Electronic Documents at <http://www.sgs.com/en/Terms-and-Conditions/Terms-e-Document.aspx>. Attention is drawn to the limitation of liability, indemnification and jurisdiction issues defined therein. Any holder of this document is advised that information contained hereon reflects the Company's findings at the time of its intervention only and within the limits of Client's instructions, if any. The Company's sole responsibility is to its Client and this document does not exonerate parties to a transaction from exercising all their rights and obligations under the transaction documents. This document cannot be reproduced except in full, without prior written approval of the Company. Any unauthorized alteration, forgery or falsification of the content or appearance of this document is unlawful and offenders may be prosecuted to the fullest extent of the law. Unless otherwise stated the results shown in this test report refer only to the sample(s) tested and such sample(s) are retained for 30 days only.

Attention: To check the authenticity of testing/inspection report & certificate, please contact us at telephone: (86-755) 8307 1443, or email: CN.Doccheck@sgs.com

South of No. 6 Plant, No. 1, Runsheng Road, Suzhou Industrial Park, Suzhou Area, China (Jiangsu) Pilot Free Trade Zone 215000 t (86-512) 62992980 www.sgs.com.cn
中国·苏州·中国(江苏)自由贸易试验区苏州片区苏州工业园区润胜路1号的6号厂房南楼 邮编: 215000 t (86-512) 62992980 sgs.china@sgs.com

Bandwidth	Modulation	RB size	RB offset	Channel	Channel	Channel	Tune up
				18700	18900	19100	
20MHz	QPSK	1	38	21.06	21.02	21.04	22.50
		1	74	21.04	21.04	21.38	22.50
		36	0	20.46	20.40	20.44	21.50
		36	18	20.37	20.37	20.26	21.50
		36	39	20.54	20.53	20.56	21.50
		75	0	20.52	20.58	20.70	21.50
	16QAM	1	0	23.32	23.53	23.40	24.50
		1	50	23.37	23.32	23.26	24.50
		1	99	23.30	23.35	23.26	24.50
		50	0	22.26	22.55	22.42	23.50
		50	25	22.51	22.23	22.33	23.50
		50	50	22.47	22.21	22.33	23.50
	64QAM	100	0	22.36	22.37	22.24	23.50
		1	0	22.47	22.32	22.41	23.50
		1	50	22.23	22.50	22.27	23.50
		1	99	22.30	22.31	22.29	23.50
		50	0	21.31	21.38	21.31	22.50
		50	25	21.28	21.36	21.42	22.50
	16QAM	50	50	21.47	21.37	21.54	22.50
		100	0	21.33	21.26	21.31	22.50
		1	0	21.29	21.21	21.34	22.50
		1	50	21.20	21.11	21.17	22.50
		1	99	21.09	21.15	21.39	22.50
		50	0	20.61	20.50	20.48	21.50
64QAM	50	25	20.50	20.49	20.40	21.50	
	50	50	20.69	20.59	20.65	21.50	
	100	0	20.58	20.60	20.77	21.50	

LTE Band 2 - Receiver off				Conducted Power(dBm)			
Bandwidth	Modulation	RB size	RB offset	Channel	Channel	Channel	Tune up
				18607	18900	19193	
1.4MHz	QPSK	1	0	22.53	22.36	22.58	23.00
		1	2	22.38	22.64	22.38	23.00
		1	5	22.55	22.50	22.40	23.00
		3	0	22.36	22.53	22.30	23.00
		3	2	22.39	22.52	22.36	23.00
		3	3	22.36	22.40	22.29	23.00
	16QAM	6	0	22.31	22.26	22.16	23.00
		1	0	22.34	22.20	22.38	23.00
		1	2	22.13	22.46	22.16	23.00
		1	5	22.26	22.21	22.21	23.00
		3	0	22.20	22.36	22.15	23.00
		3	2	22.23	22.25	22.15	23.00
	64QAM	3	3	22.17	22.24	22.00	23.00
		6	0	21.21	21.21	21.25	22.50
		1	0	21.19	21.06	21.28	22.50
		1	2	21.16	21.04	21.11	22.50
		1	5	21.03	21.01	21.34	22.50
		3	0	21.16	21.30	21.15	22.50
	16QAM	3	2	21.23	21.19	21.10	22.50
		3	3	21.20	21.32	21.04	22.50
		6	0	20.44	20.59	20.67	21.50



Unless otherwise agreed in writing, this document is issued by the Company subject to its General Conditions of Service printed overleaf, available on request or accessible at <http://www.sgs.com/en/Terms-and-Conditions.aspx> and, for electronic format documents, subject to Terms and Conditions for Electronic Documents at <http://www.sgs.com/en/Terms-and-Conditions/Terms-e-Documents.aspx>. Attention is drawn to the limitation of liability, indemnification and jurisdiction issues defined therein. Any holder of this document is advised that information contained hereon reflects the Company's findings at the time of its intervention only and within the limits of Client's instructions, if any. The Company's sole responsibility is to its Client and this document does not exonerate parties to a transaction from exercising all their rights and obligations under the transaction documents. This document cannot be reproduced except in full, without prior written approval of the Company. Any unauthorized alteration, forgery or falsification of the content or appearance of this document is unlawful and offenders may be prosecuted to the fullest extent of the law. Unless otherwise stated the results shown in this test report refer only to the sample(s) tested and such sample(s) are retained for 30 days only.

Attention: To check the authenticity of testing /inspection report & certificate, please contact us at telephone: (86-755) 8307 1443, or email: CN.Doccheck@sgs.com

South of No. 6 Plant, No. 1, Runsheng Road, Suzhou Industrial Park, Suzhou Area, China (Jiangsu) Pilot Free Trade Zone 215000 t (86-512) 62992980 www.sgs.com.cn
中国·苏州·中国(江苏)自由贸易试验区苏州片区苏州工业园区润胜路1号的6号厂房南楼 邮编: 215000 t (86-512) 62992980 sgs.china@sgs.com

Bandwidth	Modulation	RB size	RB offset	18615	18900	19185	Tune up	
				Channel	Channel	Channel		
3MHz	QPSK	1	0	22.33	22.77	22.53	23.00	
		1	7	22.57	22.33	22.50	23.00	
		1	14	22.64	22.35	22.51	23.00	
		8	0	22.14	22.54	22.37	23.00	
		8	4	22.41	22.13	22.23	23.00	
		8	7	22.44	22.20	22.22	23.00	
	16QAM	15	0	22.29	22.31	22.21	23.00	
		1	0	22.37	22.26	22.41	23.00	
		1	7	22.13	22.42	22.26	23.00	
		1	14	22.26	22.25	22.28	23.00	
		8	0	21.28	21.31	21.20	22.50	
		8	4	21.18	21.22	21.36	22.50	
	64QAM	8	7	21.36	21.31	21.46	22.50	
		15	0	21.26	21.19	21.27	22.50	
		1	0	21.19	21.12	21.34	22.50	
		1	7	21.07	21.08	21.08	22.50	
		1	14	21.00	21.03	21.30	22.50	
		8	0	20.59	20.36	20.46	21.50	
	5MHz	QPSK	8	4	20.42	20.36	20.25	21.50
			8	7	20.62	20.54	20.60	21.50
			15	0	20.58	20.56	20.72	21.50
1			0	22.34	22.75	22.65	23.00	
1			13	22.67	22.38	22.51	23.00	
1			24	22.73	22.45	22.46	23.00	
16QAM		12	0	22.18	22.47	22.42	23.00	
		12	6	22.46	22.18	22.31	23.00	
		12	13	22.34	22.09	22.24	23.00	
		25	0	22.33	22.31	22.22	23.00	
		1	0	22.39	22.20	22.41	23.00	
		1	13	22.09	22.44	22.16	23.00	
64QAM		1	24	22.16	22.18	22.16	23.00	
		12	0	21.16	21.27	21.17	22.50	
		12	6	21.28	21.33	21.29	22.50	
		12	13	21.42	21.25	21.49	22.50	
		25	0	21.31	21.12	21.19	22.50	
		1	0	21.24	21.17	21.31	22.50	
10MHz		QPSK	1	13	21.13	21.04	21.12	22.50
			1	24	20.96	21.09	21.31	22.50
			12	0	20.61	20.38	20.44	21.50
	12		6	20.36	20.43	20.27	21.50	
	12		13	20.69	20.55	20.63	21.50	
	25		0	20.55	20.57	20.62	21.50	
	16QAM	18650	0	22.41	22.75	22.59	23.00	
		1	25	22.59	22.34	22.52	23.00	
		1	49	22.68	22.37	22.47	23.00	
		25	0	22.21	22.41	22.33	23.00	
		25	13	22.46	22.11	22.30	23.00	
		50	0	22.32	22.08	22.28	23.00	
	16QAM	1	0	22.43	22.23	22.32	23.00	
		1	25	22.22	22.48	22.25	23.00	
		1	49	22.27	22.16	22.29	23.00	
		18650	0	22.41	22.75	22.59	23.00	
		1	25	22.59	22.34	22.52	23.00	
		1	49	22.68	22.37	22.47	23.00	



Unless otherwise agreed in writing, this document is issued by the Company subject to its General Conditions of Service printed overleaf, available on request or accessible at <http://www.sgs.com/en/Terms-and-Conditions.aspx> and, for electronic format documents, subject to Terms and Conditions for Electronic Documents at <http://www.sgs.com/en/Terms-and-Conditions/Terms-e-Documents.aspx>. Attention is drawn to the limitation of liability, indemnification and jurisdiction issues defined therein. Any holder of this document is advised that information contained hereon reflects the Company's findings at the time of its intervention only and within the limits of Client's instructions, if any. The Company's sole responsibility is to its Client and this document does not exonerate parties to a transaction from exercising all their rights and obligations under the transaction documents. This document cannot be reproduced except in full, without prior written approval of the Company. Any unauthorized alteration, forgery or falsification of the content or appearance of this document is unlawful and offenders may be prosecuted to the fullest extent of the law. Unless otherwise stated the results shown in this test report refer only to the sample(s) tested and such sample(s) are retained for 30 days only.

Attention: To check the authenticity of testing / inspection report & certificate, please contact us at telephone: (86-755) 8307 1443, or email: CN.Doccheck@sgs.com

South of No. 6 Plant, No. 1, Runsheng Road, Suzhou Industrial Park, Suzhou Area, China (Jiangsu) Pilot Free Trade Zone 215000 t (86-512) 62992980 www.sgs.com.cn
 中国·苏州·中国(江苏)自由贸易试验区苏州片区苏州工业园区润胜路1号的6号厂房南楼 邮编: 215000 t (86-512) 62992980 sgs.china@sgs.com



Bandwidth	Modulation	RB size	RB offset	Channel	Channel	Channel	Tune up
				18675	18900	19125	
15MHz	64QAM	25	0	21.20	21.26	21.16	22.50
		25	13	21.22	21.25	21.31	22.50
		25	25	21.45	21.32	21.42	22.50
		50	0	21.31	21.14	21.17	22.50
		1	0	21.17	21.06	21.22	22.50
		1	25	21.06	21.10	21.16	22.50
		1	49	21.05	21.09	21.26	22.50
	QPSK	25	0	20.56	20.41	20.42	21.50
		25	13	20.42	20.36	20.27	21.50
		25	25	20.61	20.52	20.51	21.50
		50	0	20.58	20.52	20.65	21.50
		1	0	22.40	22.69	22.62	23.00
		1	38	22.68	22.37	22.43	23.00
		1	74	22.70	22.47	22.38	23.00
	16QAM	36	0	22.15	22.54	22.32	23.00
		36	18	22.38	22.19	22.32	23.00
		36	39	22.41	22.13	22.23	23.00
		75	0	22.32	22.33	22.20	23.00
		1	0	22.45	22.30	22.26	23.00
		1	38	22.13	22.46	22.19	23.00
		1	74	22.17	22.30	22.24	23.00
	64QAM	36	0	21.29	21.26	21.25	22.50
		36	18	21.24	21.28	21.38	22.50
		36	39	21.34	21.36	21.50	22.50
		75	0	21.21	21.20	21.25	22.50
		1	0	21.28	21.21	21.24	22.50
		1	38	21.06	21.02	21.04	22.50
		1	74	21.04	21.04	21.38	22.50
20MHz	QPSK	36	0	20.46	20.40	20.44	21.50
		36	18	20.37	20.37	20.26	21.50
		36	39	20.54	20.53	20.56	21.50
		75	0	20.52	20.58	20.70	21.50
		1	0	22.41	22.79	22.60	23.00
		1	50	22.69	22.39	22.43	23.00
		1	99	22.68	22.35	22.52	23.00
	16QAM	50	0	22.26	22.55	22.42	23.00
		50	25	22.51	22.23	22.33	23.00
		50	50	22.47	22.21	22.33	23.00
		100	0	22.36	22.37	22.24	23.00
		1	0	22.47	22.32	22.41	23.00
		1	50	22.23	22.50	22.27	23.00
		1	99	22.30	22.31	22.29	23.00
	64QAM	50	0	21.31	21.38	21.31	22.50
		50	25	21.28	21.36	21.42	22.50
		50	50	21.47	21.37	21.54	22.50
		100	0	21.33	21.26	21.31	22.50
		1	0	21.29	21.21	21.34	22.50
		1	50	21.20	21.11	21.17	22.50
		1	99	21.09	21.15	21.39	22.50



Unless otherwise agreed in writing, this document is issued by the Company subject to its General Conditions of Service printed overleaf, available on request or accessible at <http://www.sgs.com/en/Terms-and-Conditions.aspx> and, for electronic format documents, subject to Terms and Conditions for Electronic Documents at <http://www.sgs.com/en/Terms-and-Conditions/Terms-e-Document.aspx>. Attention is drawn to the limitation of liability, indemnification and jurisdiction issues defined therein. Any holder of this document is advised that information contained hereon reflects the Company's findings at the time of its intervention only and within the limits of Client's instructions, if any. The Company's sole responsibility is to its Client and this document does not exonerate parties to a transaction from exercising all their rights and obligations under the transaction documents. This document cannot be reproduced except in full, without prior written approval of the Company. Any unauthorized alteration, forgery or falsification of the content or appearance of this document is unlawful and offenders may be prosecuted to the fullest extent of the law. Unless otherwise stated the results shown in this test report refer only to the sample(s) tested and such sample(s) are retained for 30 days only.

Attention: To check the authenticity of testing /inspection report & certificate, please contact us at telephone: (86-755) 8307 1443, or email: CN.Doccheck@sgs.com

South of No. 6 Plant, No. 1, Runsheng Road, Suzhou Industrial Park, Suzhou Area, China (Jiangsu) Pilot Free Trade Zone 215000 t (86-512) 62992980 www.sgs.com.cn
中国·苏州·中国(江苏)自由贸易试验区苏州片区苏州工业园区润胜路1号的6号厂房南楼 邮编: 215000 t (86-512) 62992980 sgs.china@sgs.com

LTE Band 2 - Hotspot on				Conducted Power(dBm)					
Bandwidth	Modulation	RB size	RB offset	Channel	Channel	Channel	Tune up		
				18607	18900	19193			
1.4MHz	QPSK	1	0	20.85	21.00	20.91	22.00		
		1	2	20.82	20.78	20.91	22.00		
		1	5	20.86	20.73	20.74	22.00		
		3	0	20.73	20.79	20.83	22.00		
		3	2	20.92	20.63	20.59	22.00		
		3	3	20.80	20.81	20.79	22.00		
	16QAM	6	0	20.80	20.89	20.66	22.00		
		1	0	20.70	20.83	20.58	22.00		
		1	2	20.75	20.67	20.72	22.00		
		1	5	20.64	20.85	20.84	22.00		
		3	0	20.71	20.56	20.70	22.00		
		3	2	20.60	20.91	20.71	22.00		
	64QAM	3	3	20.79	20.53	20.65	22.00		
		6	0	20.73	20.78	20.71	22.00		
		1	0	20.73	20.78	20.69	22.00		
		1	2	20.86	20.80	20.56	22.00		
		1	5	20.75	20.72	20.76	22.00		
		3	0	20.59	20.64	20.68	22.00		
		3	2	20.47	20.60	20.42	22.00		
		3	3	20.74	20.55	20.64	22.00		
		6	0	20.58	20.55	20.71	21.50		
		Bandwidth	Modulation	RB size	RB offset	Channel	Channel	Channel	Tune up
		3MHz	QPSK			18615	18900	19185	
				1	0	20.70	20.95	20.74	22.00
1	7			20.63	20.47	20.68	22.00		
1	14			20.52	20.58	20.48	22.00		
8	0			20.53	20.70	20.68	22.00		
8	4			20.53	20.30	20.49	22.00		
16QAM	8		7	20.58	20.52	20.55	22.00		
	15		0	20.48	20.53	20.57	22.00		
	1		0	20.68	20.49	20.46	22.00		
	1		7	20.49	20.51	20.46	22.00		
	1		14	20.49	20.60	20.69	22.00		
	8		0	20.48	20.54	20.40	22.00		
64QAM	8		4	20.41	20.55	20.50	22.00		
	8		7	20.57	20.46	20.47	22.00		
	15		0	20.58	20.51	20.34	22.00		
	1		0	20.48	20.58	20.46	22.00		
	1		7	20.77	20.45	20.30	22.00		
	1		14	20.52	20.43	20.48	22.00		
		8	0	20.35	20.47	20.38	21.50		
		8	4	20.20	20.32	20.33	21.50		
		8	7	20.56	20.38	20.46	21.50		
		15	0	20.55	20.37	20.68	21.50		
		Bandwidth	Modulation	RB size	RB offset	Channel	Channel	Channel	Tune up
		5MHz	QPSK			18625	18900	19175	
1	0			20.76	20.99	20.76	22.00		
1	13			20.67	20.42	20.68	22.00		
1	24			20.55	20.57	20.42	22.00		
12	0			20.45	20.69	20.65	22.00		
12	6	20.44	20.31	20.45	22.00				



Unless otherwise agreed in writing, this document is issued by the Company subject to its General Conditions of Service printed overleaf, available on request or accessible at <http://www.sgs.com/en/Terms-and-Conditions.aspx> and, for electronic format documents, subject to Terms and Conditions for Electronic Documents at <http://www.sgs.com/en/Terms-and-Conditions/Terms-e-Documents.aspx>. Attention is drawn to the limitation of liability, indemnification and jurisdiction issues defined therein. Any holder of this document is advised that information contained hereon reflects the Company's findings at the time of its intervention only and within the limits of Client's instructions, if any. The Company's sole responsibility is to its Client and this document does not exonerate parties to a transaction from exercising all their rights and obligations under the transaction documents. This document cannot be reproduced except in full, without prior written approval of the Company. Any unauthorized alteration, forgery or falsification of the content or appearance of this document is unlawful and offenders may be prosecuted to the fullest extent of the law. Unless otherwise stated the results shown in this test report refer only to the sample(s) tested and such sample(s) are retained for 30 days only.

Attention: To check the authenticity of testing /inspection report & certificate, please contact us at telephone: (86-755) 8307 1443, or email: CN.Doccheck@sgs.com

South of No. 6 Plant, No. 1, Runsheng Road, Suzhou Industrial Park, Suzhou Area, China (Jiangsu) Pilot Free Trade Zone 215000 t (86-512) 62992980 www.sgs.com.cn
中国·苏州·中国(江苏)自由贸易试验区苏州片区苏州工业园区润胜路1号的6号厂房南楼 邮编: 215000 t (86-512) 62992980 sgs.china@sgs.com

	16QAM	12	13	20.63	20.60	20.54	22.00	
		25	0	20.48	20.57	20.52	22.00	
		1	0	20.62	20.58	20.39	22.00	
		1	13	20.46	20.38	20.45	22.00	
		1	24	20.47	20.70	20.62	22.00	
		12	0	20.45	20.45	20.46	22.00	
		12	6	20.51	20.45	20.47	22.00	
		25	13	20.65	20.42	20.52	22.00	
	64QAM	1	0	20.51	20.72	20.44	22.00	
		1	13	20.74	20.54	20.36	22.00	
		1	24	20.50	20.50	20.61	22.00	
		12	0	20.37	20.43	20.41	21.50	
		12	6	20.26	20.35	20.28	21.50	
		12	13	20.56	20.45	20.48	21.50	
		25	0	20.44	20.43	20.77	21.50	
Bandwidth	Modulation	RB size	RB offset	Channel	Channel	Channel	Tune up	
				18650	18900	19150		
10MHz	QPSK	1	0	20.83	21.01	20.63	22.00	
		1	25	20.71	20.44	20.69	22.00	
		1	49	20.57	20.62	20.47	22.00	
		25	0	20.48	20.66	20.63	22.00	
		25	13	20.49	20.32	20.51	22.00	
		25	25	20.64	20.50	20.48	22.00	
	16QAM	50	0	20.50	20.62	20.65	22.00	
		1	0	20.64	20.56	20.48	22.00	
		1	25	20.44	20.39	20.42	22.00	
		1	49	20.49	20.74	20.69	22.00	
		25	0	20.46	20.43	20.47	22.00	
		25	13	20.47	20.53	20.48	22.00	
	64QAM	25	25	20.63	20.43	20.44	22.00	
		50	0	20.63	20.52	20.42	22.00	
		1	0	20.59	20.72	20.41	22.00	
		1	25	20.68	20.43	20.33	22.00	
		1	49	20.49	20.51	20.52	22.00	
		25	0	20.44	20.38	20.45	21.50	
	Bandwidth	Modulation	RB size	RB offset	Channel	Channel	Channel	Tune up
					18675	18900	19125	
	15MHz	QPSK	1	0	20.72	20.98	20.69	22.00
			1	38	20.68	20.46	20.66	22.00
			1	74	20.50	20.53	20.53	22.00
36			0	20.50	20.69	20.62	22.00	
36			18	20.53	20.34	20.55	22.00	
36			39	20.63	20.56	20.51	22.00	
75			0	20.45	20.61	20.51	22.00	
16QAM			1	0	20.71	20.56	20.44	22.00
		1	38	20.38	20.47	20.39	22.00	
		1	74	20.50	20.74	20.69	22.00	
		36	0	20.57	20.47	20.41	22.00	
		36	18	20.47	20.53	20.44	22.00	
		36	39	20.65	20.44	20.42	22.00	
		75	0	20.59	20.45	20.40	22.00	
		64QAM	1	0	20.57	20.62	20.42	22.00
1			38	20.77	20.52	20.36	22.00	
1			74	20.44	20.55	20.51	22.00	



Unless otherwise agreed in writing, this document is issued by the Company subject to its General Conditions of Service printed overleaf, available on request or accessible at <http://www.sgs.com/en/Terms-and-Conditions.aspx> and, for electronic format documents, subject to Terms and Conditions for Electronic Documents at <http://www.sgs.com/en/Terms-and-Conditions/Terms-e-Document.aspx>. Attention is drawn to the limitation of liability, indemnification and jurisdiction issues defined therein. Any holder of this document is advised that information contained hereon reflects the Company's findings at the time of its intervention only and within the limits of Client's instructions, if any. The Company's sole responsibility is to its Client and this document does not exonerate parties to a transaction from exercising all their rights and obligations under the transaction documents. This document cannot be reproduced except in full, without prior written approval of the Company. Any unauthorized alteration, forgery or falsification of the content or appearance of this document is unlawful and offenders may be prosecuted to the fullest extent of the law. Unless otherwise stated the results shown in this test report refer only to the sample(s) tested and such sample(s) are retained for 30 days only.

Attention: To check the authenticity of testing /inspection report & certificate, please contact us at telephone: (86-755) 8307 1443, or email: CN.Doccheck@sgs.com

South of No. 6 Plant, No. 1, Runsheng Road, Suzhou Industrial Park, Suzhou Area, China (Jiangsu) Pilot Free Trade Zone 215000 t (86-512) 62992980 www.sgs.com.cn
中国·苏州·中国(江苏)自由贸易试验区苏州片区苏州工业园区润胜路1号的6号厂房南楼 邮编: 215000 t (86-512) 62992980 sgs.china@sgs.com

Bandwidth	Modulation	RB size	RB offset	Channel	Channel	Channel	Tune up
				18700	18900	19100	
20MHz	QPSK	36	0	20.34	20.35	20.48	21.50
		36	18	20.33	20.45	20.33	21.50
		36	39	20.55	20.39	20.42	21.50
		75	0	20.43	20.44	20.71	21.50
		1	0	20.91	21.03	20.84	22.00
		1	50	20.65	20.55	20.66	22.00
		1	99	20.53	20.62	20.47	22.00
		50	0	20.80	20.83	20.72	22.00
	16QAM	50	25	20.46	20.35	20.46	22.00
		50	50	20.57	20.62	20.47	22.00
		100	0	20.75	20.62	20.61	22.00
		1	0	20.76	20.59	20.41	22.00
		1	50	20.39	20.44	20.51	22.00
		1	99	20.51	20.60	20.64	22.00
		50	0	20.57	20.55	20.41	22.00
		50	25	20.52	20.48	20.43	22.00
	64QAM	50	50	20.68	20.38	20.39	22.00
		100	0	20.61	20.59	20.39	22.00
		1	0	20.50	20.67	20.48	22.00
		1	50	20.72	20.52	20.30	22.00
		1	99	20.47	20.57	20.61	22.00
		50	0	20.43	20.38	20.39	21.50
		50	25	20.25	20.42	20.24	21.50
		50	50	20.55	20.44	20.39	21.50
		100	0	20.54	20.48	20.68	21.50

LTE Band 4				Conducted Power(dBm)				
Bandwidth	Modulation	RB size	RB offset	Channel	Channel	Channel	Tune up	
				19957	20175	20393		
1.4MHz	QPSK	1	0	23.15	23.33	23.04	24.50	
		1	2	23.02	23.17	23.02	24.50	
		1	5	23.06	23.19	22.94	24.50	
		3	0	23.01	23.26	22.92	24.50	
		3	2	23.03	23.04	22.88	24.50	
		3	3	23.01	23.00	22.83	24.50	
		6	0	22.15	22.13	21.97	23.50	
		16QAM	1	0	22.24	22.08	22.16	23.50
	1		2	21.91	22.31	21.96	23.50	
	1		5	22.09	22.11	21.99	23.50	
	3		0	22.06	22.12	22.04	23.50	
	3		2	22.10	22.08	21.94	23.50	
	3		3	22.06	22.12	21.76	23.50	
	6		0	21.11	21.10	21.10	22.50	
	64QAM		1	0	20.94	20.82	21.17	22.50
		1	2	21.01	20.79	20.91	22.50	
		1	5	20.83	20.77	21.09	22.50	
		3	0	20.95	21.12	21.04	22.50	
		3	2	21.09	20.97	20.86	22.50	
		3	3	21.09	21.11	20.89	22.50	
		6	0	20.30	20.47	20.51	21.50	
	Bandwidth	Modulation	RB size	RB offset	Channel	Channel	Channel	Tune up
					19965	20175	20385	



Unless otherwise agreed in writing, this document is issued by the Company subject to its General Conditions of Service printed overleaf, available on request or accessible at <http://www.sgs.com/en/Terms-and-Conditions.aspx> and, for electronic format documents, subject to Terms and Conditions for Electronic Documents at <http://www.sgs.com/en/Terms-and-Conditions/Terms-e-Documents.aspx>. Attention is drawn to the limitation of liability, indemnification and jurisdiction issues defined therein. Any holder of this document is advised that information contained hereon reflects the Company's findings at the time of its intervention only and within the limits of Client's instructions, if any. The Company's sole responsibility is to its Client and this document does not exonerate parties to a transaction from exercising all their rights and obligations under the transaction documents. This document cannot be reproduced except in full, without prior written approval of the Company. Any unauthorized alteration, forgery or falsification of the content or appearance of this document is unlawful and offenders may be prosecuted to the fullest extent of the law. Unless otherwise stated the results shown in this test report refer only to the sample(s) tested and such sample(s) are retained for 30 days only.

Attention: To check the authenticity of testing /inspection report & certificate, please contact us at telephone: (86-755) 8307 1443, or email: CN.Doccheck@sgs.com

South of No. 6 Plant, No. 1, Runsheng Road, Suzhou Industrial Park, Suzhou Area, China (Jiangsu) Pilot Free Trade Zone 215000 t (86-512) 62992980 www.sgs.com.cn
中国·苏州·中国(江苏)自由贸易试验区苏州片区苏州工业园区润胜路1号的6号厂房南楼 邮编: 215000 t (86-512) 62992980 sgs.china@sgs.com



Bandwidth	Modulation	RB size	RB offset	Channel	Channel	Channel	Tune up	
				19975	20175	20375		
3MHz	QPSK	1	0	23.22	23.28	23.23	24.50	
		1	7	23.17	23.07	23.06	24.50	
		1	14	23.17	23.23	23.13	24.50	
		8	0	22.12	22.42	22.18	23.50	
		8	4	22.26	22.05	22.09	23.50	
		8	7	22.36	22.03	22.18	23.50	
	16QAM	15	0	22.19	22.15	22.13	23.50	
		1	0	22.28	22.18	22.18	23.50	
		1	7	22.04	22.34	22.08	23.50	
		1	14	22.09	22.14	22.12	23.50	
		8	0	21.11	21.16	21.21	22.50	
		8	4	21.10	21.13	21.30	22.50	
	64QAM	8	7	21.33	21.23	21.29	22.50	
		15	0	21.11	21.05	21.13	22.50	
		1	0	21.06	21.07	21.16	22.50	
		1	7	21.06	20.94	21.04	22.50	
		1	14	20.92	21.05	21.26	22.50	
		8	0	20.38	20.33	20.33	21.50	
	5MHz	QPSK	8	4	20.38	20.24	20.21	21.50
			8	7	20.50	20.44	20.41	21.50
			15	0	20.36	20.50	20.64	21.50
			1	0	23.13	23.36	23.25	24.50
			1	13	23.25	23.14	23.10	24.50
			1	24	23.15	23.22	23.12	24.50
16QAM		12	0	22.02	22.42	22.29	23.50	
		12	6	22.32	22.02	22.14	23.50	
		12	13	22.29	22.09	22.13	23.50	
		25	0	22.16	22.24	22.11	23.50	
		1	0	22.22	22.20	22.19	23.50	
		1	13	22.00	22.29	22.03	23.50	
64QAM		1	24	22.12	22.09	22.13	23.50	
		12	0	21.10	21.25	21.07	22.50	
		12	6	21.08	21.13	21.21	22.50	
		12	13	21.31	21.19	21.43	22.50	
		25	0	21.20	21.08	21.12	22.50	
		1	0	21.13	21.09	21.16	22.50	
10MHz		QPSK	1	13	21.04	20.98	21.03	22.50
			1	24	20.98	21.01	21.24	22.50
			12	0	20.41	20.33	20.25	21.50
			12	6	20.37	20.32	20.16	21.50
			12	13	20.57	20.38	20.51	21.50
			25	0	20.47	20.40	20.58	21.50
	16QAM	Channel	Channel	Channel	Tune up			
		20000	20175	20350				
		1	0	23.13	23.36	23.25	24.50	
		1	25	23.23	23.10	23.11	24.50	
		1	49	23.19	23.22	23.08	24.50	
		25	0	22.08	22.31	22.26	23.50	
	QPSK	25	13	22.27	22.08	22.22	23.50	
		25	25	22.36	21.98	22.10	23.50	
		50	0	22.13	22.15	22.14	23.50	
		1	0	22.29	22.17	22.18	23.50	
		1	25	22.12	22.35	22.08	23.50	
		1	49	22.15	22.17	22.16	23.50	
	16QAM	25	0	21.08	21.18	21.12	22.50	



Unless otherwise agreed in writing, this document is issued by the Company subject to its General Conditions of Service printed overleaf, available on request or accessible at <http://www.sgs.com/en/Terms-and-Conditions.aspx> and, for electronic format documents, subject to Terms and Conditions for Electronic Documents at <http://www.sgs.com/en/Terms-and-Conditions/Terms-e-Document.aspx>. Attention is drawn to the limitation of liability, indemnification and jurisdiction issues defined therein. Any holder of this document is advised that information contained hereon reflects the Company's findings at the time of its intervention only and within the limits of Client's instructions, if any. The Company's sole responsibility is to its Client and this document does not exonerate parties to a transaction from exercising all their rights and obligations under the transaction documents. This document cannot be reproduced except in full, without prior written approval of the Company. Any unauthorized alteration, forgery or falsification of the content or appearance of this document is unlawful and offenders may be prosecuted to the fullest extent of the law. Unless otherwise stated the results shown in this test report refer only to the sample(s) tested and such sample(s) are retained for 30 days only.

Attention: To check the authenticity of testing /inspection report & certificate, please contact us at telephone: (86-755) 8307 1443, or email: CN.Doccheck@sgs.com

South of No. 6 Plant, No. 1, Runsheng Road, Suzhou Industrial Park, Suzhou Area, China (Jiangsu) Pilot Free Trade Zone 215000 t (86-512) 62992980 www.sgs.com.cn
中国·苏州·中国(江苏)自由贸易试验区苏州片区苏州工业园区润胜路1号的6号厂房南楼 邮编: 215000 t (86-512) 62992980 sgs.china@sgs.com



Bandwidth	Modulation	RB size	RB offset	Channel	Channel	Channel	Tune up	
				20025	20175	20325		
15MHz	64QAM	25	13	21.10	21.12	21.24	22.50	
		25	25	21.25	21.27	21.44	22.50	
		50	0	21.22	21.07	21.15	22.50	
		1	0	21.11	21.04	21.13	22.50	
		1	25	21.06	20.88	21.02	22.50	
		1	49	20.87	20.94	21.15	22.50	
	QPSK	25	0	20.44	20.39	20.34	21.50	
		25	13	20.27	20.37	20.17	21.50	
		25	25	20.51	20.46	20.46	21.50	
		50	0	20.36	20.48	20.61	21.50	
		16QAM	1	0	23.20	23.32	23.19	24.50
			1	38	23.19	23.08	23.07	24.50
			1	74	23.06	23.16	23.11	24.50
			36	0	22.11	22.32	22.18	23.50
			36	18	22.35	21.99	22.21	23.50
			36	39	22.36	21.99	22.14	23.50
		64QAM	75	0	22.20	22.17	22.13	23.50
			1	0	22.26	22.15	22.25	23.50
			1	38	22.04	22.33	22.16	23.50
			1	74	22.08	22.19	22.17	23.50
			36	0	21.11	21.15	21.18	22.50
36	18		21.09	21.13	21.22	22.50		
36	39		21.25	21.15	21.36	22.50		
75	0		21.14	21.06	21.12	22.50		
1	0		21.19	21.02	21.21	22.50		
20MHz	QPSK	1	0	21.03	20.99	20.96	22.50	
		1	38	21.03	20.99	20.96	22.50	
		1	74	20.96	20.90	21.28	22.50	
		36	0	20.45	20.29	20.26	21.50	
		36	18	20.31	20.35	20.29	21.50	
		36	39	20.44	20.42	20.49	21.50	
	16QAM	75	0	20.45	20.38	20.59	21.50	
		1	0	23.28	23.40	23.28	24.50	
		1	50	23.32	23.20	23.18	24.50	
		1	99	23.22	23.28	23.21	24.50	
		50	0	22.12	22.42	22.32	23.50	
		50	25	22.47	22.22	22.30	23.50	
64QAM	50	50	22.42	22.20	22.24	23.50		
	100	0	22.36	22.31	22.16	23.50		
	1	0	22.46	22.25	22.36	23.50		
	1	50	22.14	22.47	22.17	23.50		
	1	99	22.21	22.31	22.23	23.50		
	50	0	21.27	21.34	21.26	22.50		
QPSK	50	25	21.14	21.29	21.40	22.50		
	50	50	21.38	21.26	21.48	22.50		
	100	0	21.30	21.25	21.31	22.50		
	1	0	21.27	21.14	21.21	22.50		
	1	50	21.12	21.02	21.17	22.50		
	1	99	20.95	21.10	21.28	22.50		
	50	0	20.50	20.48	20.44	21.50		
	50	25	20.36	20.46	20.38	21.50		
64QAM	50	50	20.61	20.47	20.52	21.50		
	100	0	20.58	20.50	20.74	21.50		



Unless otherwise agreed in writing, this document is issued by the Company subject to its General Conditions of Service printed overleaf, available on request or accessible at <http://www.sgs.com/en/Terms-and-Conditions.aspx> and, for electronic format documents, subject to Terms and Conditions for Electronic Documents at <http://www.sgs.com/en/Terms-and-Conditions/Terms-e-Documents.aspx>. Attention is drawn to the limitation of liability, indemnification and jurisdiction issues defined therein. Any holder of this document is advised that information contained hereon reflects the Company's findings at the time of its intervention only and within the limits of Client's instructions, if any. The Company's sole responsibility is to its Client and this document does not exonerate parties to a transaction from exercising all their rights and obligations under the transaction documents. This document cannot be reproduced except in full, without prior written approval of the Company. Any unauthorized alteration, forgery or falsification of the content or appearance of this document is unlawful and offenders may be prosecuted to the fullest extent of the law. Unless otherwise stated the results shown in this test report refer only to the sample(s) tested and such sample(s) are retained for 30 days only.

Attention: To check the authenticity of testing/inspection report & certificate, please contact us at telephone: (86-755) 8307 1443, or email: CN.Doccheck@sgs.com

South of No. 6 Plant, No. 1, Runsheng Road, Suzhou Industrial Park, Suzhou Area, China (Jiangsu) Pilot Free Trade Zone 215000 t (86-512) 62992980 www.sgs.com.cn
中国·苏州·中国(江苏)自由贸易试验区苏州片区苏州工业园区润胜路1号的6号厂房南楼 邮编: 215000 t (86-512) 62992980 sgs.china@sgs.com

LTE Band 4 - Receiver off				Conducted Power(dBm)				
Bandwidth	Modulation	RB size	RB offset	Channel	Channel	Channel	Tune up	
				19957	20175	20393		
1.4MHz	QPSK	1	0	20.85	20.98	20.83	22.00	
		1	2	20.81	20.71	20.84	22.00	
		1	5	20.77	20.70	20.69	22.00	
		3	0	20.77	20.79	20.76	22.00	
		3	2	20.82	20.61	20.63	22.00	
		3	3	20.79	20.80	20.71	22.00	
	16QAM	6	0	20.75	20.87	20.69	22.00	
		1	0	20.73	20.76	20.51	22.00	
		1	2	20.73	20.69	20.69	22.00	
		1	5	20.67	20.84	20.75	22.00	
		3	0	20.70	20.55	20.61	22.00	
		3	2	20.53	20.81	20.68	22.00	
	64QAM	3	3	20.82	20.55	20.57	22.00	
		6	0	20.74	20.72	20.65	22.00	
		1	0	20.67	20.80	20.64	22.00	
		1	2	20.78	20.70	20.52	22.00	
		1	5	20.69	20.74	20.70	22.00	
		3	0	20.57	20.61	20.63	22.00	
	3	2	20.42	20.53	20.43	22.00		
	3	3	20.74	20.54	20.60	22.00		
	6	0	20.57	20.45	20.67	21.50		
	Bandwidth	Modulation	RB size	RB offset	Channel	Channel	Channel	Tune up
	3MHz	QPSK	1	0	20.77	20.88	20.60	22.00
			1	7	20.67	20.50	20.58	22.00
1			14	20.52	20.52	20.47	22.00	
8			0	20.50	20.58	20.56	22.00	
8			4	20.61	20.35	20.53	22.00	
8			7	20.53	20.59	20.49	22.00	
16QAM		15	0	20.52	20.57	20.46	22.00	
		1	0	20.61	20.58	20.35	22.00	
		1	7	20.41	20.55	20.51	22.00	
		1	14	20.46	20.71	20.60	22.00	
		8	0	20.56	20.37	20.43	22.00	
		8	4	20.46	20.59	20.34	22.00	
64QAM		8	7	20.62	20.45	20.35	22.00	
		15	0	20.54	20.56	20.40	22.00	
		1	0	20.59	20.69	20.48	22.00	
		1	7	20.60	20.45	20.39	22.00	
		1	14	20.52	20.49	20.47	22.00	
		8	0	20.47	20.40	20.39	21.50	
	8	4	20.31	20.32	20.34	21.50		
	8	7	20.47	20.32	20.51	21.50		
	15	0	20.51	20.41	20.73	21.50		
	Bandwidth	Modulation	RB size	RB offset	Channel	Channel	Channel	Tune up
	5MHz	QPSK	1	0	20.71	20.70	20.58	22.00
			1	13	20.63	20.55	20.58	22.00
1			24	20.59	20.59	20.44	22.00	
12			0	20.43	20.64	20.62	22.00	



Unless otherwise agreed in writing, this document is issued by the Company subject to its General Conditions of Service printed overleaf, available on request or accessible at <http://www.sgs.com/en/Terms-and-Conditions.aspx> and, for electronic format documents, subject to Terms and Conditions for Electronic Documents at <http://www.sgs.com/en/Terms-and-Conditions/Terms-e-Documents.aspx>. Attention is drawn to the limitation of liability, indemnification and jurisdiction issues defined therein. Any holder of this document is advised that information contained hereon reflects the Company's findings at the time of its intervention only and within the limits of Client's instructions, if any. The Company's sole responsibility is to its Client and this document does not exonerate parties to a transaction from exercising all their rights and obligations under the transaction documents. This document cannot be reproduced except in full, without prior written approval of the Company. Any unauthorized alteration, forgery or falsification of the content or appearance of this document is unlawful and offenders may be prosecuted to the fullest extent of the law. Unless otherwise stated the results shown in this test report refer only to the sample(s) tested and such sample(s) are retained for 30 days only.

Attention: To check the authenticity of testing /inspection report & certificate, please contact us at telephone: (86-755) 8307 1443, or email: CN.Doccheck@sgs.com

South of No. 6 Plant, No. 1, Runsheng Road, Suzhou Industrial Park, Suzhou Area, China (Jiangsu) Pilot Free Trade Zone 215000 t (86-512) 62992980 www.sgs.com.cn
 中国·苏州·中国(江苏)自由贸易试验区苏州片区苏州工业园区润胜路1号的6号厂房南楼 邮编: 215000 t (86-512) 62992980 sgs.china@sgs.com

Bandwidth	Modulation	RB size	RB offset	Channel	Channel	Channel	Tune up	
				20000	20175	20350		
10MHz	16QAM	12	6	20.54	20.39	20.47	22.00	
		12	13	20.49	20.65	20.54	22.00	
		25	0	20.46	20.56	20.47	22.00	
		1	0	20.61	20.52	20.40	22.00	
		1	13	20.40	20.56	20.47	22.00	
		1	24	20.54	20.96	20.51	22.00	
		12	0	20.56	20.47	20.38	22.00	
		12	6	20.41	20.50	20.42	22.00	
		12	13	20.66	20.44	20.48	22.00	
		25	0	20.45	20.55	20.47	22.00	
		1	0	20.48	20.59	20.45	22.00	
		1	13	20.67	20.53	20.41	22.00	
	64QAM	1	24	20.54	20.55	20.50	22.00	
		12	0	20.36	20.38	20.33	21.50	
		12	6	20.22	20.36	20.24	21.50	
		12	13	20.48	20.33	20.37	21.50	
		25	0	20.45	20.43	20.61	21.50	
		1	0	20.74	20.97	20.57	22.00	
		1	25	20.72	20.52	20.68	22.00	
		1	49	20.53	20.51	20.45	22.00	
		25	0	20.52	20.64	20.60	22.00	
		25	13	20.51	20.33	20.54	22.00	
		25	25	20.53	20.63	20.44	22.00	
		50	0	20.46	20.56	20.50	22.00	
16QAM	1	0	20.64	20.48	20.40	22.00		
	1	25	20.44	20.52	20.50	22.00		
	1	49	20.49	20.72	20.58	22.00		
	25	0	20.54	20.42	20.36	22.00		
	25	13	20.33	20.52	20.41	22.00		
	25	25	20.53	20.34	20.38	22.00		
	50	0	20.55	20.56	20.35	22.00		
	64QAM	1	0	20.47	20.72	20.46	22.00	
		1	25	20.69	20.50	20.39	22.00	
		1	49	20.51	20.48	20.51	22.00	
		25	0	20.35	20.37	20.33	21.50	
		25	13	20.35	20.33	20.34	21.50	
25		25	20.59	20.44	20.42	21.50		
50		0	20.57	20.41	20.63	21.50		
1		0	20.73	20.99	20.67	22.00		
15MHz	QPSK	1	38	20.62	20.47	20.64	22.00	
		1	74	20.50	20.53	20.46	22.00	
		36	0	20.50	20.71	20.64	22.00	
		36	18	20.48	20.31	20.46	22.00	
		36	39	20.58	20.52	20.46	22.00	
		75	0	20.44	20.57	20.56	22.00	
		16QAM	1	0	20.66	20.49	20.44	22.00
			1	38	20.40	20.43	20.42	22.00
	1		74	20.51	20.65	20.62	22.00	
	36		0	20.48	20.45	20.43	22.00	
	36		18	20.43	20.50	20.44	22.00	
	36		39	20.60	20.38	20.44	22.00	
	75		0	20.57	20.49	20.37	22.00	
	64QAM		1	0	20.51	20.63	20.43	22.00
		1	38	20.71	20.47	20.30	22.00	
		1	74	20.45	20.48	20.51	22.00	



Unless otherwise agreed in writing, this document is issued by the Company subject to its General Conditions of Service printed overleaf, available on request or accessible at <http://www.sgs.com/en/Terms-and-Conditions.aspx> and, for electronic format documents, subject to Terms and Conditions for Electronic Documents at <http://www.sgs.com/en/Terms-and-Conditions/Terms-e-Document.aspx>. Attention is drawn to the limitation of liability, indemnification and jurisdiction issues defined therein. Any holder of this document is advised that information contained hereon reflects the Company's findings at the time of its intervention only and within the limits of Client's instructions, if any. The Company's sole responsibility is to its Client and this document does not exonerate parties to a transaction from exercising all their rights and obligations under the transaction documents. This document cannot be reproduced except in full, without prior written approval of the Company. Any unauthorized alteration, forgery or falsification of the content or appearance of this document is unlawful and offenders may be prosecuted to the fullest extent of the law. Unless otherwise stated the results shown in this test report refer only to the sample(s) tested and such sample(s) are retained for 30 days only.

Attention: To check the authenticity of testing/inspection report & certificate, please contact us at telephone: (86-755) 8307 1443, or email: CN.Doccheck@sgs.com

South of No. 6 Plant, No. 1, Runsheng Road, Suzhou Industrial Park, Suzhou Area, China (Jiangsu) Pilot Free Trade Zone 215000 t (86-512) 62992980 www.sgs.com.cn
 中国·苏州·中国(江苏)自由贸易试验区苏州片区苏州工业园区润胜路1号的6号厂房南楼 邮编: 215000 t (86-512) 62992980 sgs.china@sgs.com



Bandwidth	Modulation	RB size	RB offset	Channel	Channel	Channel	Tune up
				20050	20175	20300	
20MHz	QPSK	36	0	20.38	20.37	20.40	21.50
		36	18	20.24	20.36	20.24	21.50
		36	39	20.56	20.42	20.41	21.50
		75	0	20.45	20.39	20.68	21.50
		1	0	20.97	21.04	20.91	22.00
		1	50	20.93	20.79	20.88	22.00
		1	99	20.83	20.85	20.79	22.00
	16QAM	50	0	20.77	20.93	20.87	22.00
		50	25	20.82	20.66	20.75	22.00
		50	50	20.80	20.86	20.77	22.00
		100	0	20.77	20.88	20.76	22.00
		1	0	20.86	20.80	20.65	22.00
		1	50	20.75	20.76	20.76	22.00
		1	99	20.80	20.97	20.84	22.00
	64QAM	50	0	20.79	20.68	20.69	22.00
		50	25	20.68	20.84	20.69	22.00
		50	50	20.88	20.67	20.69	22.00
		100	0	20.77	20.80	20.70	22.00
		1	0	20.79	20.93	20.75	22.00
		1	50	20.91	20.77	20.64	22.00
		1	99	20.74	20.81	20.76	22.00
		50	0	20.50	20.48	20.44	21.50
		50	25	20.36	20.46	20.38	21.50
		50	50	20.61	20.47	20.52	21.50
		100	0	20.58	20.50	20.74	21.50

LTE Band 4 - Hotspot on				Conducted Power(dBm)				
Bandwidth	Modulation	RB size	RB offset	Channel	Channel	Channel	Tune up	
				19957	20175	20393		
1.4MHz	QPSK	1	0	17.93	18.03	17.80	19.00	
		1	2	17.99	17.71	17.90	19.00	
		1	5	17.91	17.90	17.76	19.00	
		3	0	17.82	18.02	17.73	19.00	
		3	2	17.90	17.63	17.75	19.00	
		3	3	17.70	17.90	17.84	19.00	
		6	0	17.84	17.92	17.74	19.00	
	16QAM	1	0	17.95	17.67	17.63	19.00	
		1	2	17.67	17.79	17.91	19.00	
		1	5	17.84	18.02	17.81	19.00	
		3	0	17.79	17.67	17.72	19.00	
		3	2	17.79	17.93	17.71	19.00	
		3	3	17.81	17.71	17.78	19.00	
		6	0	17.91	17.82	17.68	19.00	
	64QAM	1	0	17.88	18.13	17.86	19.00	
		1	2	18.00	17.75	17.77	19.00	
		1	5	17.81	17.97	17.82	19.00	
		3	0	17.50	17.54	17.48	19.00	
		3	2	17.49	17.47	17.50	19.00	
		3	3	17.70	17.33	17.54	19.00	
		6	0	17.66	17.42	17.62	19.00	
	Bandwidth	Modulation	RB size	RB offset	Channel	Channel	Channel	Tune up
	3MHz	QPSK	1	0	17.92	18.18	17.79	19.00



Unless otherwise agreed in writing, this document is issued by the Company subject to its General Conditions of Service printed overleaf, available on request or accessible at <http://www.sgs.com/en/Terms-and-Conditions.aspx> and, for electronic format documents, subject to Terms and Conditions for Electronic Documents at <http://www.sgs.com/en/Terms-and-Conditions/Terms-e-Documents.aspx>. Attention is drawn to the limitation of liability, indemnification and jurisdiction issues defined therein. Any holder of this document is advised that information contained hereon reflects the Company's findings at the time of its intervention only and within the limits of Client's instructions, if any. The Company's sole responsibility is to its Client and this document does not exonerate parties to a transaction from exercising all their rights and obligations under the transaction documents. This document cannot be reproduced except in full, without prior written approval of the Company. Any unauthorized alteration, forgery or falsification of the content or appearance of this document is unlawful and offenders may be prosecuted to the fullest extent of the law. Unless otherwise stated the results shown in this test report refer only to the sample(s) tested and such sample(s) are retained for 30 days only.

Attention: To check the authenticity of testing /inspection report & certificate, please contact us at telephone: (86-755) 8307 1443, or email: CN.Doccheck@sgs.com

South of No. 6 Plant, No. 1, Runsheng Road, Suzhou Industrial Park, Suzhou Area, China (Jiangsu) Pilot Free Trade Zone 215000 t (86-512) 62992980 www.sgs.com.cn
中国·苏州·中国(江苏)自由贸易试验区苏州片区苏州工业园区润胜路1号的6号厂房南楼 邮编: 215000 t (86-512) 62992980 sgs.china@sgs.com

Bandwidth	Modulation	RB size	RB offset	Channel	Channel	Channel	Tune up	
				19975	20175	20375		
5MHz	16QAM	1	7	17.92	17.78	17.78	19.00	
		1	14	17.85	17.84	17.81	19.00	
		8	0	17.85	17.90	17.72	19.00	
		8	4	17.89	17.67	17.75	19.00	
		8	7	17.79	17.82	17.78	19.00	
		15	0	17.83	17.83	17.77	19.00	
		1	0	18.02	17.77	17.63	19.00	
		1	7	17.75	17.75	17.90	19.00	
		1	14	17.81	18.09	17.74	19.00	
		8	0	17.83	17.58	17.74	19.00	
		8	4	17.74	17.96	17.65	19.00	
		8	7	17.89	17.69	17.72	19.00	
		15	0	17.83	17.77	17.68	19.00	
		1	0	17.83	18.06	17.85	19.00	
		1	7	17.94	17.77	17.76	19.00	
	1	14	17.67	17.88	17.82	19.00		
	8	0	17.43	17.54	17.51	19.00		
	8	4	17.53	17.44	17.50	19.00		
	8	7	17.74	17.42	17.56	19.00		
	15	0	17.77	17.44	17.63	19.00		
	10MHz	16QAM	1	0	17.91	18.17	17.89	19.00
			1	13	18.04	17.77	17.83	19.00
			1	24	17.86	17.90	17.79	19.00
			12	0	17.79	17.94	17.73	19.00
			12	6	17.85	17.65	17.69	19.00
			12	13	17.77	17.85	17.85	19.00
			25	0	17.78	17.95	17.76	19.00
			1	0	17.89	17.74	17.62	19.00
			1	13	17.72	17.73	17.84	19.00
			1	24	17.74	18.07	17.85	19.00
12			0	17.73	17.54	17.67	19.00	
12			6	17.74	17.94	17.76	19.00	
12			13	17.88	17.62	17.72	19.00	
25			0	17.92	17.80	17.69	19.00	
1			0	17.90	18.07	17.82	19.00	
1		13	17.91	17.74	17.80	19.00		
1		24	17.69	17.96	17.87	19.00		
12		0	17.43	17.47	17.51	19.00		
12		6	17.41	17.53	17.43	19.00		
12		13	17.75	17.38	17.60	19.00		
25		0	17.75	17.47	17.63	19.00		
10MHz		QPSK	1	0	17.97	18.09	17.78	19.00
			1	25	17.95	17.75	17.79	19.00
			1	49	17.91	17.91	17.87	19.00
			25	0	17.82	17.95	17.76	19.00
			25	13	17.87	17.59	17.68	19.00
			25	25	17.73	17.88	17.85	19.00
			50	0	17.75	17.95	17.73	19.00
			1	0	17.98	17.69	17.59	19.00
			1	25	17.68	17.86	17.80	19.00
	1		49	17.81	18.08	17.82	19.00	
	25		0	17.69	17.56	17.75	19.00	
	25		13	17.68	17.98	17.78	19.00	
	25		25	17.94	17.74	17.79	19.00	



Unless otherwise agreed in writing, this document is issued by the Company subject to its General Conditions of Service printed overleaf, available on request or accessible at <http://www.sgs.com/en/Terms-and-Conditions.aspx> and, for electronic format documents, subject to Terms and Conditions for Electronic Documents at <http://www.sgs.com/en/Terms-and-Conditions/Terms-e-Documents.aspx>. Attention is drawn to the limitation of liability, indemnification and jurisdiction issues defined therein. Any holder of this document is advised that information contained hereon reflects the Company's findings at the time of its intervention only and within the limits of Client's instructions, if any. The Company's sole responsibility is to its Client and this document does not exonerate parties to a transaction from exercising all their rights and obligations under the transaction documents. This document cannot be reproduced except in full, without prior written approval of the Company. Any unauthorized alteration, forgery or falsification of the content or appearance of this document is unlawful and offenders may be prosecuted to the fullest extent of the law. Unless otherwise stated the results shown in this test report refer only to the sample(s) tested and such sample(s) are retained for 30 days only.

Attention: To check the authenticity of testing /inspection report & certificate, please contact us at telephone: (86-755) 8307 1443, or email: CN.Doccheck@sgs.com

South of No. 6 Plant, No. 1, Runsheng Road, Suzhou Industrial Park, Suzhou Area, China (Jiangsu) Pilot Free Trade Zone 215000 t (86-512) 62992980 www.sgs.com.cn
中国·苏州·中国(江苏)自由贸易试验区苏州片区苏州工业园区润胜路1号的6号厂房南楼 邮编: 215000 t (86-512) 62992980 sgs.china@sgs.com



Bandwidth	Modulation	RB size	RB offset	Channel	Channel	Channel	Tune up	
				20025	20175	20325		
15MHz	64QAM	50	0	17.91	17.73	17.77	19.00	
		1	0	17.87	18.06	17.79	19.00	
		1	25	17.92	17.75	17.79	19.00	
		1	49	17.73	17.92	17.88	19.00	
		25	0	17.38	17.50	17.50	19.00	
		25	13	17.52	17.53	17.39	19.00	
		25	25	17.66	17.35	17.48	19.00	
	50	0	17.73	17.44	17.68	19.00		
	15MHz	QPSK	1	0	18.04	18.05	17.80	19.00
			1	38	17.97	17.79	17.84	19.00
			1	74	17.93	17.93	17.87	19.00
			36	0	17.74	17.99	17.78	19.00
			36	18	17.97	17.69	17.67	19.00
			36	39	17.66	17.88	17.83	19.00
			75	0	17.85	17.86	17.71	19.00
		16QAM	1	0	18.01	17.68	17.60	19.00
			1	38	17.76	17.71	17.87	19.00
			1	74	17.73	18.07	17.78	19.00
			36	0	17.80	17.59	17.68	19.00
			36	18	17.73	17.87	17.76	19.00
			36	39	17.92	17.66	17.78	19.00
			75	0	17.85	17.77	17.66	19.00
		64QAM	1	0	17.87	18.12	17.80	19.00
			1	38	17.90	17.78	17.72	19.00
			1	74	17.71	17.85	17.77	19.00
			36	0	17.44	17.48	17.41	19.00
			36	18	17.54	17.50	17.48	19.00
			36	39	17.65	17.35	17.54	19.00
75			0	17.64	17.47	17.65	19.00	
20MHz		QPSK	1	0	18.07	18.19	17.95	19.00
			1	50	18.04	17.82	17.96	19.00
			1	99	17.94	18.02	17.89	19.00
			50	0	17.91	18.00	17.90	19.00
			50	25	17.95	17.76	17.84	19.00
			50	50	17.75	17.96	17.88	19.00
			100	0	17.94	18.01	17.86	19.00
	16QAM	1	0	18.08	17.88	17.78	19.00	
		1	50	17.84	17.84	17.96	19.00	
		1	99	17.92	18.06	17.94	19.00	
		50	0	17.90	17.68	17.74	19.00	
		50	25	17.79	17.97	17.83	19.00	
		50	50	18.02	17.72	17.82	19.00	
		100	0	18.02	17.84	17.75	19.00	
	64QAM	1	0	18.00	18.21	17.88	19.00	
		1	50	17.99	17.92	17.79	19.00	
		1	99	17.85	17.96	17.91	19.00	
		50	0	17.58	17.64	17.60	19.00	
		50	25	17.58	17.62	17.51	19.00	
		50	50	17.84	17.52	17.69	19.00	
		100	0	17.84	17.56	17.80	19.00	

LTE Band 66	Conducted Power(dBm)
--------------------	-----------------------------



Unless otherwise agreed in writing, this document is issued by the Company subject to its General Conditions of Service printed overleaf, available on request or accessible at <http://www.sgs.com/en/Terms-and-Conditions.aspx> and, for electronic format documents, subject to Terms and Conditions for Electronic Documents at <http://www.sgs.com/en/Terms-and-Conditions/Terms-e-Documents.aspx>. Attention is drawn to the limitation of liability, indemnification and jurisdiction issues defined therein. Any holder of this document is advised that information contained hereon reflects the Company's findings at the time of its intervention only and within the limits of Client's instructions, if any. The Company's sole responsibility is to its Client and this document does not exonerate parties to a transaction from exercising all their rights and obligations under the transaction documents. This document cannot be reproduced except in full, without prior written approval of the Company. Any unauthorized alteration, forgery or falsification of the content or appearance of this document is unlawful and offenders may be prosecuted to the fullest extent of the law. Unless otherwise stated the results shown in this test report refer only to the sample(s) tested and such sample(s) are retained for 30 days only.

Attention: To check the authenticity of testing /inspection report & certificate, please contact us at telephone: (86-755) 8307 1443, or email: CN.Doccheck@sgs.com

South of No. 6 Plant, No. 1, Runsheng Road, Suzhou Industrial Park, Suzhou Area, China (Jiangsu) Pilot Free Trade Zone 215000 t (86-512) 62992980 www.sgs.com.cn
中国·苏州·中国(江苏)自由贸易试验区苏州片区苏州工业园区润胜路1号的6号厂房南楼 邮编: 215000 t (86-512) 62992980 sgs.china@sgs.com

Bandwidth	Modulation	RB size	RB offset	Channel	Channel	Channel	Tune up	
				131979	132322	132665		
1.4MHz	QPSK	1	0	23.17	23.34	23.06	24.50	
		1	2	23.16	23.15	23.09	24.50	
		1	5	23.13	23.11	22.94	24.50	
		3	0	23.01	23.23	23.04	24.50	
		3	2	22.98	23.06	22.88	24.50	
		3	3	23.13	23.03	22.89	24.50	
	16QAM	6	0	22.17	22.01	22.01	23.50	
		1	0	22.11	22.04	22.25	23.50	
		1	2	21.96	22.31	21.99	23.50	
		1	5	22.14	22.10	22.04	23.50	
		3	0	21.98	22.16	21.90	23.50	
		3	2	22.10	22.04	21.99	23.50	
	64QAM	3	3	22.00	22.01	21.76	23.50	
		6	0	20.99	20.97	21.13	22.50	
		1	0	20.99	20.90	21.15	22.50	
		1	2	20.94	20.80	20.94	22.50	
		1	5	20.79	20.82	21.14	22.50	
		3	0	21.04	21.12	21.01	22.50	
	3	2	21.12	20.96	20.96	22.50		
	3	3	21.07	21.12	20.86	22.50		
	6	0	20.19	20.48	20.42	21.50		
	Bandwidth	Modulation	RB size	RB offset	Channel	Channel	Channel	Tune up
	3MHz	QPSK	1	0	23.22	23.36	23.28	24.50
			1	7	23.18	23.16	23.04	24.50
1			14	23.20	23.12	23.10	24.50	
8			0	22.05	22.33	22.30	23.50	
8			4	22.31	22.01	22.12	23.50	
8			7	22.30	22.10	22.14	23.50	
16QAM		15	0	22.23	22.21	21.99	23.50	
		1	0	22.33	22.17	22.25	23.50	
		1	7	22.08	22.26	22.09	23.50	
		1	14	22.10	22.13	22.18	23.50	
		8	0	21.09	21.24	21.09	22.50	
		8	4	21.04	21.16	21.29	22.50	
64QAM		8	7	21.24	21.12	21.29	22.50	
		15	0	21.17	21.14	21.16	22.50	
		1	0	21.17	20.96	21.23	22.50	
		1	7	21.02	20.90	21.07	22.50	
		1	14	20.92	21.03	21.16	22.50	
		8	0	20.45	20.38	20.37	21.50	
	8	4	20.37	20.36	20.24	21.50		
	8	7	20.53	20.43	20.52	21.50		
	15	0	20.43	20.37	20.54	21.50		
	Bandwidth	Modulation	RB size	RB offset	Channel	Channel	Channel	Tune up
	5MHz	QPSK	1	0	23.14	23.41	23.23	24.50
			1	13	23.27	23.16	23.14	24.50
1			24	23.17	23.19	23.09	24.50	
12			0	22.02	22.41	22.17	23.50	
12			6	22.41	22.09	22.10	23.50	
12			13	22.34	22.00	22.21	23.50	
25			0	22.21	22.16	22.07	23.50	
16QAM		1	0	22.22	22.20	22.16	23.50	



Unless otherwise agreed in writing, this document is issued by the Company subject to its General Conditions of Service printed overleaf, available on request or accessible at <http://www.sgs.com/en/Terms-and-Conditions.aspx> and, for electronic format documents, subject to Terms and Conditions for Electronic Documents at <http://www.sgs.com/en/Terms-and-Conditions/Terms-e-Documents.aspx>. Attention is drawn to the limitation of liability, indemnification and jurisdiction issues defined therein. Any holder of this document is advised that information contained hereon reflects the Company's findings at the time of its intervention only and within the limits of Client's instructions, if any. The Company's sole responsibility is to its Client and this document does not exonerate parties to a transaction from exercising all their rights and obligations under the transaction documents. This document cannot be reproduced except in full, without prior written approval of the Company. Any unauthorized alteration, forgery or falsification of the content or appearance of this document is unlawful and offenders may be prosecuted to the fullest extent of the law. Unless otherwise stated the results shown in this test report refer only to the sample(s) tested and such sample(s) are retained for 30 days only.

Attention: To check the authenticity of testing /inspection report & certificate, please contact us at telephone: (86-755) 8307 1443, or email: CN.Doccheck@sgs.com

South of No. 6 Plant, No. 1, Runsheng Road, Suzhou Industrial Park, Suzhou Area, China (Jiangsu) Pilot Free Trade Zone 215000 t (86-512) 62992980 www.sgs.com.cn
 中国·苏州·中国(江苏)自由贸易试验区苏州片区苏州工业园区润胜路1号的6号厂房南楼 邮编: 215000 t (86-512) 62992980 sgs.china@sgs.com

Bandwidth	Modulation	RB size	RB offset	Channel	Channel	Channel	Tune up		
				132022	132322	132622			
10MHz	64QAM	1	13	22.10	22.27	22.07	23.50		
		1	24	22.17	22.08	22.15	23.50		
		12	0	21.15	21.28	21.18	22.50		
		12	6	21.11	21.24	21.21	22.50		
		12	13	21.23	21.16	21.40	22.50		
		25	0	21.10	21.16	21.06	22.50		
		1	0	21.16	21.04	21.21	22.50		
		1	13	21.08	20.88	21.05	22.50		
		1	24	20.89	21.02	21.17	22.50		
		12	0	20.42	20.27	20.28	21.50		
	12	6	20.34	20.39	20.25	21.50			
	12	13	20.45	20.40	20.50	21.50			
	25	0	20.34	20.36	20.65	21.50			
	10MHz	QPSK	1	0	23.17	23.39	23.21	24.50	
			1	25	23.23	23.10	23.01	24.50	
			1	49	23.14	23.16	23.13	24.50	
			25	0	22.05	22.41	22.27	23.50	
			25	13	22.33	22.02	22.22	23.50	
			25	25	22.25	22.00	22.10	23.50	
			50	0	22.23	22.24	21.99	23.50	
			1	0	22.31	22.21	22.18	23.50	
			1	25	22.07	22.40	22.07	23.50	
			1	49	22.09	22.16	22.18	23.50	
		16QAM	25	0	21.19	21.18	21.16	22.50	
			25	13	21.06	21.20	21.22	22.50	
25			25	21.28	21.23	21.39	22.50		
50			0	21.23	21.07	21.12	22.50		
1			0	21.08	21.02	21.11	22.50		
1			25	21.01	20.99	20.98	22.50		
1			49	20.92	21.01	21.27	22.50		
25			0	20.38	20.28	20.36	21.50		
25			13	20.27	20.36	20.22	21.50		
25			25	20.46	20.38	20.43	21.50		
64QAM		50	0	20.46	20.44	20.63	21.50		
		15MHz	QPSK	1	0	23.11	23.34	23.25	24.50
				1	38	23.19	23.11	23.05	24.50
				1	74	23.10	23.21	23.13	24.50
				36	0	22.12	22.36	22.27	23.50
	36			18	22.37	22.03	22.15	23.50	
	36			39	22.28	22.08	22.10	23.50	
	75			0	22.23	22.12	22.10	23.50	
	16QAM		1	0	22.35	22.15	22.28	23.50	
			1	38	21.98	22.38	22.07	23.50	
1			74	22.05	22.21	22.15	23.50		
36		0	21.17	21.27	21.17	22.50			
36		18	21.04	21.22	21.22	22.50			
36		39	21.24	21.27	21.38	22.50			
75		0	21.14	21.07	21.21	22.50			
64QAM	1	0	21.17	21.03	21.12	22.50			
	1	38	21.09	21.00	21.03	22.50			
	1	74	20.93	20.95	21.29	22.50			
	36	0	20.47	20.30	20.29	21.50			
	36	18	20.39	20.25	20.23	21.50			
	36	39	20.47	20.44	20.54	21.50			



Unless otherwise agreed in writing, this document is issued by the Company subject to its General Conditions of Service printed overleaf, available on request or accessible at <http://www.sgs.com/en/Terms-and-Conditions.aspx> and, for electronic format documents, subject to Terms and Conditions for Electronic Documents at <http://www.sgs.com/en/Terms-and-Conditions/Terms-e-Document.aspx>. Attention is drawn to the limitation of liability, indemnification and jurisdiction issues defined therein. Any holder of this document is advised that information contained hereon reflects the Company's findings at the time of its intervention only and within the limits of Client's instructions, if any. The Company's sole responsibility is to its Client and this document does not exonerate parties to a transaction from exercising all their rights and obligations under the transaction documents. This document cannot be reproduced except in full, without prior written approval of the Company. Any unauthorized alteration, forgery or falsification of the content or appearance of this document is unlawful and offenders may be prosecuted to the fullest extent of the law. Unless otherwise stated the results shown in this test report refer only to the sample(s) tested and such sample(s) are retained for 30 days only.

Attention: To check the authenticity of testing /inspection report & certificate, please contact us at telephone: (86-755) 8307 1443, or email: CN.Doccheck@sgs.com

South of No. 6 Plant, No. 1, Runsheng Road, Suzhou Industrial Park, Suzhou Area, China (Jiangsu) Pilot Free Trade Zone 215000 t (86-512) 62992980 www.sgs.com.cn
 中国·苏州·中国(江苏)自由贸易试验区苏州片区苏州工业园区润胜路1号的6号厂房南座 邮编: 215000 t (86-512) 62992980 sgs.china@sgs.com



Bandwidth	Modulation	75	0	20.35	20.40	20.60	21.50
		RB size	RB offset	Channel	Channel	Channel	Tune up
20MHz	QPSK	1	0	132072	132322	132572	
		1	50	23.26	23.44	23.28	24.50
		1	99	23.23	23.31	23.15	24.50
		50	0	23.16	23.29	23.15	24.50
		50	25	22.13	22.52	22.34	23.50
		50	50	22.37	22.09	22.29	23.50
	16QAM	100	0	22.33	22.15	22.20	23.50
		1	0	22.30	22.25	22.22	23.50
		1	50	22.38	22.21	22.36	23.50
		1	99	22.18	22.38	22.14	23.50
		50	0	22.22	22.26	22.24	23.50
		50	25	21.20	21.30	21.29	22.50
	64QAM	50	50	21.17	21.27	21.40	22.50
		50	0	21.34	21.22	21.54	22.50
		100	0	21.28	21.21	21.27	22.50
		1	0	21.28	21.21	21.25	22.50
		1	50	21.18	21.03	21.04	22.50
		1	99	20.99	21.06	21.30	22.50
		50	0	20.47	20.47	20.36	21.50
		50	25	20.37	20.47	20.30	21.50
		50	50	20.56	20.49	20.63	21.50
		100	0	20.58	20.56	20.64	21.50

LTE Band 66 - Receiver off				Conducted Power(dBm)				
Bandwidth	Modulation	RB size	RB offset	Channel	Channel	Channel	Tune up	
				131979	132322	132665		
1.4MHz	QPSK	1	0	20.97	21.05	20.98	22.00	
		1	2	21.07	20.83	20.92	22.00	
		1	5	20.90	20.99	20.81	22.00	
		3	0	20.79	20.95	20.95	22.00	
		3	2	20.84	20.66	20.85	22.00	
		3	3	20.89	21.01	20.77	22.00	
	16QAM	6	0	20.87	20.96	20.87	22.00	
		1	0	20.90	20.87	20.67	22.00	
		1	2	20.80	20.80	20.79	22.00	
		1	5	20.84	21.02	20.95	22.00	
		3	0	20.83	20.72	20.72	22.00	
		3	2	20.81	20.88	20.77	22.00	
	64QAM	3	3	20.93	20.73	20.76	22.00	
		6	0	20.89	20.84	20.71	22.00	
		1	0	20.91	21.06	20.88	22.00	
		1	2	20.97	20.78	20.75	22.00	
		1	5	20.81	20.83	20.81	22.00	
		3	0	20.58	20.59	20.55	22.00	
		3	2	20.38	20.55	20.46	22.00	
		3	3	20.70	20.60	20.64	22.00	
		6	0	20.63	20.53	20.83	21.50	
		3	3	20.70	20.60	20.64	22.00	
	3MHz	QPSK	1	0	21.03	21.11	21.05	22.00
			1	7	21.07	20.88	20.91	22.00
1	14		20.95	20.95	20.85	22.00		
8	0		20.81	20.95	20.99	22.00		



Unless otherwise agreed in writing, this document is issued by the Company subject to its General Conditions of Service printed overleaf, available on request or accessible at <http://www.sgs.com/en/Terms-and-Conditions.aspx> and, for electronic format documents, subject to Terms and Conditions for Electronic Documents at <http://www.sgs.com/en/Terms-and-Conditions/Terms-e-Documents.aspx>. Attention is drawn to the limitation of liability, indemnification and jurisdiction issues defined therein. Any holder of this document is advised that information contained hereon reflects the Company's findings at the time of its intervention only and within the limits of Client's instructions, if any. The Company's sole responsibility is to its Client and this document does not exonerate parties to a transaction from exercising all their rights and obligations under the transaction documents. This document cannot be reproduced except in full, without prior written approval of the Company. Any unauthorized alteration, forgery or falsification of the content or appearance of this document is unlawful and offenders may be prosecuted to the fullest extent of the law. Unless otherwise stated the results shown in this test report refer only to the sample(s) tested and such sample(s) are retained for 30 days only.

Attention: To check the authenticity of testing /inspection report & certificate, please contact us at telephone: (86-755) 8307 1443, or email: CN.Doccheck@sgs.com

South of No. 6 Plant, No. 1, Runsheng Road, Suzhou Industrial Park, Suzhou Area, China (Jiangsu) Pilot Free Trade Zone 215000 t (86-512) 62992980 www.sgs.com.cn
中国·苏州·中国(江苏)自由贸易试验区苏州片区苏州工业园区润胜路1号的6号厂房南楼 邮编: 215000 t (86-512) 62992980 sgs.china@sgs.com

Bandwidth	Modulation	RB size	RB offset	Channel	Channel	Channel	Tune up		
				131997	132322	132647			
5MHz	16QAM	8	4	20.89	20.73	20.82	22.00		
		8	7	20.89	20.87	20.91	22.00		
		15	0	20.91	20.89	20.85	22.00		
		1	0	20.97	20.83	20.69	22.00		
		1	7	20.83	20.82	20.83	22.00		
		1	14	20.93	21.04	20.88	22.00		
		8	0	20.93	20.69	20.72	22.00		
		8	4	20.71	20.98	20.76	22.00		
		8	7	20.92	20.67	20.82	22.00		
	15	0	20.84	20.94	20.84	22.00			
	64QAM	1	0	20.85	21.02	20.79	22.00		
		1	7	21.00	20.83	20.68	22.00		
		1	14	20.81	20.96	20.90	22.00		
		8	0	20.63	20.60	20.50	21.50		
		8	4	20.40	20.50	20.46	21.50		
		8	7	20.74	20.58	20.60	21.50		
		15	0	20.65	20.63	20.80	21.50		
		10MHz	QPSK	1	0	21.05	21.07	21.04	22.00
				1	13	21.07	20.80	20.92	22.00
	1			24	20.87	20.95	20.82	22.00	
	12			0	20.80	21.01	20.94	22.00	
	12			6	20.92	20.68	20.84	22.00	
	12			13	20.82	20.89	20.80	22.00	
	25			0	20.90	20.98	20.88	22.00	
1	0			20.94	20.89	20.79	22.00		
1	13			20.85	20.86	20.86	22.00		
16QAM	1		24	20.88	21.03	20.90	22.00		
	12		0	20.89	20.81	20.80	22.00		
	12		6	20.69	20.93	20.79	22.00		
	12		13	20.96	20.71	20.83	22.00		
	25		0	20.77	20.84	20.76	22.00		
	1		0	20.80	20.99	20.78	22.00		
	1		13	21.06	20.90	20.64	22.00		
	1		24	20.89	20.96	20.83	22.00		
	12		0	20.64	20.50	20.47	21.50		
64QAM	12		6	20.49	20.50	20.50	21.50		
	12		13	20.70	20.50	20.64	21.50		
	25		0	20.61	20.56	20.81	21.50		
	16QAM		1	0	21.11	21.07	20.97	22.00	
			1	25	20.96	20.80	20.90	22.00	
			1	49	20.90	20.95	20.85	22.00	
		25	0	20.80	21.05	20.88	22.00		
		25	13	20.93	20.67	20.77	22.00		
		25	25	20.84	20.93	20.89	22.00		
50		0	20.90	20.94	20.81	22.00			
64QAM		1	0	20.99	20.80	20.72	22.00		
		1	25	20.82	20.78	20.82	22.00		
		1	49	20.90	21.02	20.90	22.00		
		25	0	20.81	20.72	20.71	22.00		
		25	13	20.73	20.95	20.70	22.00		
		25	25	20.98	20.78	20.82	22.00		
		50	0	20.89	20.89	20.78	22.00		
		1	0	20.92	21.06	20.79	22.00		
		1	25	21.05	20.82	20.78	22.00		



Unless otherwise agreed in writing, this document is issued by the Company subject to its General Conditions of Service printed overleaf, available on request or accessible at <http://www.sgs.com/en/Terms-and-Conditions.aspx> and, for electronic format documents, subject to Terms and Conditions for Electronic Documents at <http://www.sgs.com/en/Terms-and-Conditions/Terms-e-Documents.aspx>. Attention is drawn to the limitation of liability, indemnification and jurisdiction issues defined therein. Any holder of this document is advised that information contained hereon reflects the Company's findings at the time of its intervention only and within the limits of Client's instructions, if any. The Company's sole responsibility is to its Client and this document does not exonerate parties to a transaction from exercising all their rights and obligations under the transaction documents. This document cannot be reproduced except in full, without prior written approval of the Company. Any unauthorized alteration, forgery or falsification of the content or appearance of this document is unlawful and offenders may be prosecuted to the fullest extent of the law. Unless otherwise stated the results shown in this test report refer only to the sample(s) tested and such sample(s) are retained for 30 days only.

Attention: To check the authenticity of testing /inspection report & certificate, please contact us at telephone: (86-755) 8307 1443, or email: CN.Doccheck@sgs.com

South of No. 6 Plant, No. 1, Runsheng Road, Suzhou Industrial Park, Suzhou Area, China (Jiangsu) Pilot Free Trade Zone 215000 t (86-512) 62992980 www.sgs.com.cn
 中国·苏州·中国(江苏)自由贸易试验区苏州片区苏州工业园区润胜路1号的6号厂房南楼 邮编: 215000 t (86-512) 62992980 sgs.china@sgs.com

Bandwidth	Modulation	RB size	RB offset	Channel	Channel	Channel	Tune up	
				132047	132322	132597		
15MHz	QPSK	1	49	20.78	20.95	20.85	22.00	
		25	0	20.52	20.56	20.52	21.50	
		25	13	20.48	20.55	20.51	21.50	
		25	25	20.76	20.48	20.54	21.50	
		50	0	20.69	20.57	20.75	21.50	
		16QAM	1	0	21.11	21.05	21.05	22.00
			1	38	20.99	20.90	20.88	22.00
	1		74	20.95	20.89	20.92	22.00	
	36		0	20.80	21.02	20.98	22.00	
	36		18	20.94	20.77	20.82	22.00	
	36		39	20.89	20.99	20.84	22.00	
	75		0	20.89	20.96	20.80	22.00	
	64QAM	1	0	20.89	20.83	20.70	22.00	
		1	38	20.79	20.84	20.79	22.00	
		1	74	20.88	21.09	20.89	22.00	
		36	0	20.82	20.77	20.80	22.00	
		36	18	20.75	20.87	20.71	22.00	
		36	39	21.00	20.69	20.71	22.00	
		75	0	20.89	20.90	20.84	22.00	
	20MHz	QPSK	1	0	21.12	21.14	21.00	22.00
			1	50	21.09	20.98	20.99	22.00
			1	99	20.92	21.04	20.90	22.00
			50	0	20.84	21.06	21.01	22.00
			50	25	20.98	20.84	20.84	22.00
			50	50	20.88	21.04	20.90	22.00
			100	0	20.87	20.98	20.87	22.00
		16QAM	1	0	20.92	20.86	20.76	22.00
			1	50	20.92	20.92	20.87	22.00
1			99	20.94	21.07	20.97	22.00	
50			0	20.85	20.87	20.75	22.00	
50			25	20.75	20.93	20.79	22.00	
50			50	20.96	20.78	20.87	22.00	
100			0	20.87	20.85	20.81	22.00	
64QAM		1	0	20.95	21.02	20.81	22.00	
		1	50	21.00	20.91	20.74	22.00	
		1	99	20.89	20.92	20.83	22.00	
		50	0	20.62	20.63	20.53	21.50	
		50	25	20.49	20.51	20.49	21.50	
		50	50	20.70	20.57	20.66	21.50	
		100	0	20.66	20.69	20.83	21.50	



Unless otherwise agreed in writing, this document is issued by the Company subject to its General Conditions of Service printed overleaf, available on request or accessible at <http://www.sgs.com/en/Terms-and-Conditions.aspx> and, for electronic format documents, subject to Terms and Conditions for Electronic Documents at <http://www.sgs.com/en/Terms-and-Conditions/Terms-e-Documents.aspx>. Attention is drawn to the limitation of liability, indemnification and jurisdiction issues defined therein. Any holder of this document is advised that information contained hereon reflects the Company's findings at the time of its intervention only and within the limits of Client's instructions, if any. The Company's sole responsibility is to its Client and this document does not exonerate parties to a transaction from exercising all their rights and obligations under the transaction documents. This document cannot be reproduced except in full, without prior written approval of the Company. Any unauthorized alteration, forgery or falsification of the content or appearance of this document is unlawful and offenders may be prosecuted to the fullest extent of the law. Unless otherwise stated the results shown in this test report refer only to the sample(s) tested and such sample(s) are retained for 30 days only.

Attention: To check the authenticity of testing / inspection report & certificate, please contact us at telephone: (86-755) 8307 1443, or email: CN.Doccheck@sgs.com

South of No. 6 Plant, No. 1, Runsheng Road, Suzhou Industrial Park, Suzhou Area, China (Jiangsu) Pilot Free Trade Zone 215000 t (86-512) 62992980 www.sgs.com.cn
中国·苏州·中国(江苏)自由贸易试验区苏州片区苏州工业园区润胜路1号的6号厂房南楼 邮编: 215000 t (86-512) 62992980 sgs.china@sgs.com

LTE Band 66 - Hotspot on				Conducted Power(dBm)				
Bandwidth	Modulation	RB size	RB offset	Channel	Channel	Channel	Tune up	
				131979	132322	132665		
1.4MHz	QPSK	1	0	17.90	18.13	17.82	19.00	
		1	2	17.99	17.79	17.78	19.00	
		1	5	17.82	17.93	17.82	19.00	
		3	0	17.75	17.98	17.73	19.00	
		3	2	17.94	17.69	17.79	19.00	
		3	3	17.67	17.94	17.72	19.00	
	16QAM	6	0	17.86	17.95	17.83	19.00	
		1	0	17.92	17.70	17.69	19.00	
		1	2	17.67	17.74	17.76	19.00	
		1	5	17.81	18.04	17.80	19.00	
		3	0	17.72	17.54	17.75	19.00	
		3	2	17.77	17.99	17.69	19.00	
	64QAM	3	3	17.85	17.62	17.77	19.00	
		6	0	17.90	17.80	17.67	19.00	
		1	0	17.82	18.04	17.82	19.00	
		1	2	17.89	17.81	17.73	19.00	
		1	5	17.69	17.98	17.88	19.00	
		3	0	17.51	17.56	17.45	19.00	
	3MHz	QPSK	3	2	17.52	17.55	17.45	19.00
			3	3	17.62	17.32	17.49	19.00
			6	0	17.69	17.55	17.64	19.00
			1	0	17.91	18.08	17.79	19.00
			1	7	18.00	17.80	17.82	19.00
			1	14	17.92	17.85	17.75	19.00
16QAM		8	0	17.79	17.93	17.73	19.00	
		8	4	17.87	17.56	17.78	19.00	
		8	7	17.71	17.89	17.73	19.00	
		15	0	17.87	17.83	17.73	19.00	
		1	0	17.89	17.73	17.68	19.00	
		1	7	17.73	17.76	17.89	19.00	
64QAM		1	14	17.86	18.05	17.84	19.00	
		8	0	17.79	17.57	17.62	19.00	
		8	4	17.75	18.00	17.74	19.00	
		8	7	17.85	17.73	17.78	19.00	
		15	0	17.86	17.81	17.68	19.00	
		1	0	17.82	18.06	17.81	19.00	
5MHz		QPSK	1	7	18.02	17.87	17.80	19.00
			1	14	17.75	17.84	17.89	19.00
			8	0	17.48	17.50	17.45	19.00
			8	4	17.52	17.44	17.47	19.00
			8	7	17.73	17.36	17.48	19.00
			15	0	17.69	17.53	17.70	19.00
	QPSK	1	0	18.00	18.15	17.87	19.00	
		1	13	17.91	17.81	17.76	19.00	
		1	24	17.81	17.85	17.81	19.00	
		12	0	17.71	17.96	17.80	19.00	
		12	6	17.86	17.64	17.68	19.00	
		12	6	17.86	17.64	17.68	19.00	



Unless otherwise agreed in writing, this document is issued by the Company subject to its General Conditions of Service printed overleaf, available on request or accessible at <http://www.sgs.com/en/Terms-and-Conditions.aspx> and, for electronic format documents, subject to Terms and Conditions for Electronic Documents at <http://www.sgs.com/en/Terms-and-Conditions/Terms-e-Documents.aspx>. Attention is drawn to the limitation of liability, indemnification and jurisdiction issues defined therein. Any holder of this document is advised that information contained hereon reflects the Company's findings at the time of its intervention only and within the limits of Client's instructions, if any. The Company's sole responsibility is to its Client and this document does not exonerate parties to a transaction from exercising all their rights and obligations under the transaction documents. This document cannot be reproduced except in full, without prior written approval of the Company. Any unauthorized alteration, forgery or falsification of the content or appearance of this document is unlawful and offenders may be prosecuted to the fullest extent of the law. Unless otherwise stated the results shown in this test report refer only to the sample(s) tested and such sample(s) are retained for 30 days only.

Attention: To check the authenticity of testing/inspection report & certificate, please contact us at telephone: (86-755) 8307 1443, or email: CN.Doccheck@sgs.com

South of No. 6 Plant, No. 1, Runsheng Road, Suzhou Industrial Park, Suzhou Area, China (Jiangsu) Pilot Free Trade Zone 215000 t (86-512) 62992980 www.sgs.com.cn
 中国·苏州·中国(江苏)自由贸易试验区苏州片区苏州工业园区润胜路1号的6号厂房南楼 邮编: 215000 t (86-512) 62992980 sgs.china@sgs.com

	16QAM	12	13	17.75	17.93	17.74	19.00						
		25	0	17.74	17.90	17.72	19.00						
		1	0	17.93	17.74	17.63	19.00						
		1	13	17.80	17.77	17.84	19.00						
		1	24	17.76	18.09	17.70	19.00						
		12	0	17.77	17.66	17.75	19.00						
		12	6	17.77	17.88	17.78	19.00						
		25	13	17.87	17.73	17.74	19.00						
	64QAM	1	0	17.94	18.02	17.80	19.00						
		1	13	17.92	17.80	17.71	19.00						
		1	24	17.72	17.86	17.82	19.00						
		12	0	17.46	17.62	17.49	19.00						
		12	6	17.50	17.56	17.38	19.00						
		12	13	17.66	17.37	17.49	19.00						
		25	0	17.72	17.54	17.63	19.00						
		25	0	17.86	17.84	17.67	19.00						
Bandwidth	Modulation	RB size	RB offset	Channel	Channel	Channel	Tune up						
				132022	132322	132622							
10MHz	QPSK	1	0	17.95	18.14	17.86	19.00						
		1	25	18.00	17.82	17.80	19.00						
		1	49	17.87	17.89	17.75	19.00						
		25	0	17.76	17.96	17.74	19.00						
		25	13	17.88	17.69	17.76	19.00						
		25	25	17.68	17.86	17.77	19.00						
	16QAM	50	0	17.77	17.93	17.83	19.00						
		1	0	17.95	17.64	17.57	19.00						
		1	25	17.68	17.75	17.82	19.00						
		1	49	17.77	18.01	17.72	19.00						
		25	0	17.77	17.57	17.76	19.00						
		25	13	17.76	17.93	17.67	19.00						
	64QAM	25	25	17.91	17.66	17.77	19.00						
		50	0	17.83	17.74	17.68	19.00						
		1	0	17.95	18.07	17.76	19.00						
		1	25	17.95	17.87	17.68	19.00						
		1	49	17.79	17.85	17.85	19.00						
		25	0	17.50	17.49	17.44	19.00						
	Bandwidth	Modulation	RB size	RB offset	Channel	Channel	Channel	Tune up					
					132047	132322	132597						
					15MHz	QPSK	1		0	17.92	18.05	17.86	19.00
							1		38	17.97	17.80	17.89	19.00
							1		74	17.92	17.89	17.88	19.00
							36		0	17.71	17.91	17.78	19.00
36	18	17.92	17.63	17.76			19.00						
36	39	17.78	17.84	17.73			19.00						
16QAM	75	0	17.75	17.91		17.75	19.00						
	1	0	17.92	17.72		17.70	19.00						
	1	38	17.72	17.86		17.85	19.00						
	1	74	17.79	17.98		17.74	19.00						
	36	0	17.83	17.59		17.74	19.00						
	36	18	17.71	17.87		17.79	19.00						
64QAM	36	39	17.94	17.65	17.75	19.00							
	75	0	17.84	17.86	17.76	19.00							
	1	0	17.93	18.02	17.86	19.00							
	1	38	17.93	17.79	17.70	19.00							
	1	74	17.70	17.96	17.80	19.00							
	1	74	17.70	17.96	17.80	19.00							



Unless otherwise agreed in writing, this document is issued by the Company subject to its General Conditions of Service printed overleaf, available on request or accessible at <http://www.sgs.com/en/Terms-and-Conditions.aspx> and, for electronic format documents, subject to Terms and Conditions for Electronic Documents at <http://www.sgs.com/en/Terms-and-Conditions/Terms-e-Document.aspx>. Attention is drawn to the limitation of liability, indemnification and jurisdiction issues defined therein. Any holder of this document is advised that information contained hereon reflects the Company's findings at the time of its intervention only and within the limits of Client's instructions, if any. The Company's sole responsibility is to its Client and this document does not exonerate parties to a transaction from exercising all their rights and obligations under the transaction documents. This document cannot be reproduced except in full, without prior written approval of the Company. Any unauthorized alteration, forgery or falsification of the content or appearance of this document is unlawful and offenders may be prosecuted to the fullest extent of the law. Unless otherwise stated the results shown in this test report refer only to the sample(s) tested and such sample(s) are retained for 30 days only.

Attention: To check the authenticity of testing /inspection report & certificate, please contact us at telephone: (86-755) 8307 1443, or email: CN.Doccheck@sgs.com

South of No. 6 Plant, No. 1, Runsheng Road, Suzhou Industrial Park, Suzhou Area, China (Jiangsu) Pilot Free Trade Zone 215000 t (86-512) 62992980 www.sgs.com.cn
中国·苏州·中国(江苏)自由贸易试验区苏州片区苏州工业园区润胜路1号的6号厂房南楼 邮编: 215000 t (86-512) 62992980 sgs.china@sgs.com

Bandwidth	Modulation	RB size	RB offset	Channel	Channel	Channel	Tune up
				132072	132322	132572	
20MHz	QPSK	36	0	17.46	17.52	17.49	19.00
		36	18	17.42	17.48	17.47	19.00
		36	39	17.69	17.37	17.50	19.00
		75	0	17.76	17.53	17.62	19.00
		1	0	18.14	18.21	18.11	19.00
		1	50	18.01	17.73	17.84	19.00
		1	99	17.93	17.96	17.85	19.00
	16QAM	50	0	18.11	18.15	18.09	19.00
		50	25	17.92	17.69	17.75	19.00
		50	50	17.69	17.86	17.84	19.00
		100	0	17.92	17.94	17.72	19.00
		1	0	17.97	17.70	17.67	19.00
		1	50	17.68	17.75	17.89	19.00
		1	99	17.77	18.02	17.74	19.00
	64QAM	50	0	17.77	17.68	17.69	19.00
		50	25	17.77	17.94	17.78	19.00
		50	50	17.87	17.71	17.77	19.00
		100	0	17.83	17.84	17.71	19.00
		1	0	17.81	18.06	17.80	19.00
		1	50	17.92	17.74	17.67	19.00
		1	99	17.81	17.97	17.87	19.00
	64QAM	50	0	17.49	17.55	17.47	19.00
		50	25	17.43	17.56	17.47	19.00
		50	50	17.68	17.33	17.53	19.00
		100	0	17.76	17.53	17.72	19.00

LTE Band 7				Conducted Power(dBm)			
Bandwidth	Modulation	RB size	RB offset	Channel	Channel	Channel	Tune up
				20775	21100	21425	
5MHz	QPSK	1	0	22.52	22.60	22.31	24.00
		1	13	22.39	22.39	22.38	24.00
		1	24	22.30	22.39	22.21	24.00
		12	0	21.34	21.50	21.41	23.00
		12	6	21.47	21.03	21.40	23.00
		12	13	21.54	21.33	21.28	23.00
		25	0	21.49	21.37	21.24	23.00
	16QAM	1	0	21.35	21.18	21.42	23.00
		1	13	21.19	21.53	21.32	23.00
		1	24	21.32	21.43	21.29	23.00
		12	0	20.26	20.45	20.34	22.00
		12	6	20.34	20.46	20.42	22.00
		12	13	20.56	20.44	20.59	22.00
		25	0	20.51	20.28	20.37	22.00
	64QAM	1	0	20.34	20.01	20.26	22.00
		1	13	20.26	20.17	20.16	22.00
		1	24	20.06	20.14	20.36	22.00
		12	0	19.70	19.47	19.56	21.00
		12	6	19.59	19.66	19.31	21.00
		12	13	19.75	19.51	19.59	21.00
		25	0	19.47	19.58	19.80	21.00



Unless otherwise agreed in writing, this document is issued by the Company subject to its General Conditions of Service printed overleaf, available on request or accessible at <http://www.sgs.com/en/Terms-and-Conditions.aspx> and, for electronic format documents, subject to Terms and Conditions for Electronic Documents at <http://www.sgs.com/en/Terms-and-Conditions/Terms-e-Documents.aspx>. Attention is drawn to the limitation of liability, indemnification and jurisdiction issues defined therein. Any holder of this document is advised that information contained hereon reflects the Company's findings at the time of its intervention only and within the limits of Client's instructions, if any. The Company's sole responsibility is to its Client and this document does not exonerate parties to a transaction from exercising all their rights and obligations under the transaction documents. This document cannot be reproduced except in full, without prior written approval of the Company. Any unauthorized alteration, forgery or falsification of the content or appearance of this document is unlawful and offenders may be prosecuted to the fullest extent of the law. Unless otherwise stated the results shown in this test report refer only to the sample(s) tested and such sample(s) are retained for 30 days only.

Attention: To check the authenticity of testing /inspection report & certificate, please contact us at telephone: (86-755) 8307 1443, or email: CN.Doccheck@sgs.com

South of No. 6 Plant, No. 1, Runsheng Road, Suzhou Industrial Park, Suzhou Area, China (Jiangsu) Pilot Free Trade Zone 215000 t (86-512) 62992980 www.sgs.com.cn
中国·苏州·中国(江苏)自由贸易试验区苏州片区苏州工业园区润胜路1号的6号厂房南楼 邮编: 215000 t (86-512) 62992980 sgs.china@sgs.com



Bandwidth	Modulation	RB size	RB offset	Channel	Channel	Channel	Tune up	
				20800	21100	21400		
10MHz	QPSK	1	0	22.43	22.71	22.34	24.00	
		1	25	22.34	22.39	22.37	24.00	
		1	49	22.29	22.38	22.22	24.00	
		25	0	21.38	21.55	21.34	23.00	
		25	13	21.55	21.02	21.37	23.00	
		25	25	21.52	21.24	21.26	23.00	
	16QAM	50	0	21.51	21.35	21.25	23.00	
		1	0	21.41	21.26	21.44	23.00	
		1	25	21.23	21.43	21.26	23.00	
		1	49	21.29	21.40	21.28	23.00	
		25	0	20.37	20.39	20.36	22.00	
		25	13	20.38	20.40	20.42	22.00	
	64QAM	25	25	20.47	20.37	20.52	22.00	
		50	0	20.43	20.27	20.35	22.00	
		1	0	20.40	20.01	20.34	22.00	
		1	25	20.22	20.17	20.14	22.00	
		1	49	20.04	20.21	20.31	22.00	
		25	0	19.69	19.46	19.62	21.00	
15MHz	QPSK	25	13	19.53	19.58	19.28	21.00	
		25	25	19.65	19.44	19.60	21.00	
		50	0	19.44	19.57	19.89	21.00	
		1	0	22.44	22.68	22.37	24.00	
		1	38	22.35	22.42	22.38	24.00	
		1	74	22.15	22.40	22.13	24.00	
	16QAM	36	0	21.30	21.45	21.34	23.00	
		36	18	21.60	21.01	21.43	23.00	
		36	39	21.56	21.31	21.19	23.00	
		75	0	21.44	21.36	21.24	23.00	
		1	0	21.40	21.21	21.38	23.00	
		1	38	21.28	21.47	21.32	23.00	
	64QAM	1	74	21.33	21.40	21.30	23.00	
		36	0	20.38	20.44	20.40	22.00	
		36	18	20.32	20.42	20.45	22.00	
		36	39	20.48	20.42	20.62	22.00	
		75	0	20.42	20.17	20.39	22.00	
		1	0	20.31	20.06	20.39	22.00	
20MHz	QPSK	1	38	20.28	20.27	20.17	22.00	
		1	74	20.03	20.12	20.41	22.00	
		36	0	19.69	19.56	19.54	21.00	
		36	18	19.50	19.53	19.38	21.00	
		36	39	19.63	19.48	19.66	21.00	
		75	0	19.49	19.52	19.85	21.00	
	16QAM	20850	21100	21350				
		1	0	22.62	22.74	22.51	24.00	
		1	50	22.38	22.42	22.44	24.00	
		1	99	22.26	22.60	22.32	24.00	
		50	0	21.48	21.54	21.43	23.00	
		50	25	21.58	21.13	21.46	23.00	
16QAM	50	50	21.62	21.41	21.36	23.00		
	100	0	21.60	21.36	21.29	23.00		
	1	0	21.53	21.37	21.55	23.00		
	1	50	21.32	21.58	21.40	23.00		



Unless otherwise agreed in writing, this document is issued by the Company subject to its General Conditions of Service printed overleaf, available on request or accessible at <http://www.sgs.com/en/Terms-and-Conditions.aspx> and, for electronic format documents, subject to Terms and Conditions for Electronic Documents at <http://www.sgs.com/en/Terms-and-Conditions/Terms-e-Documents.aspx>. Attention is drawn to the limitation of liability, indemnification and jurisdiction issues defined therein. Any holder of this document is advised that information contained hereon reflects the Company's findings at the time of its intervention only and within the limits of Client's instructions, if any. The Company's sole responsibility is to its Client and this document does not exonerate parties to a transaction from exercising all their rights and obligations under the transaction documents. This document cannot be reproduced except in full, without prior written approval of the Company. Any unauthorized alteration, forgery or falsification of the content or appearance of this document is unlawful and offenders may be prosecuted to the fullest extent of the law. Unless otherwise stated the results shown in this test report refer only to the sample(s) tested and such sample(s) are retained for 30 days only.

Attention: To check the authenticity of testing /inspection report & certificate, please contact us at telephone: (86-755) 8307 1443, or email: CN.Doccheck@sgs.com

South of No. 6 Plant, No. 1, Runsheng Road, Suzhou Industrial Park, Suzhou Area, China (Jiangsu) Pilot Free Trade Zone 215000 t (86-512) 62992980 www.sgs.com.cn
中国·苏州·中国(江苏)自由贸易试验区苏州片区苏州工业园区润胜路1号的6号厂房南楼 邮编: 215000 t (86-512) 62992980 sgs.china@sgs.com



		1	99	21.43	21.40	21.37	23.00
		50	0	20.35	20.50	20.37	22.00
		50	25	20.34	20.61	20.56	22.00
		50	50	20.68	20.49	20.64	22.00
		100	0	20.63	20.39	20.50	22.00
	64QAM	1	0	20.40	20.08	20.37	22.00
		1	50	20.40	20.26	20.35	22.00
		1	99	20.11	20.25	20.40	22.00
		50	0	19.81	19.64	19.76	21.00
		50	25	19.72	19.73	19.47	21.00
		50	50	19.83	19.69	19.66	21.00
		100	0	19.53	19.67	19.88	21.00

LTE Band 7 - Receiver off				Conducted Power(dBm)				
Bandwidth	Modulation	RB size	RB offset	Channel	Channel	Channel	Tune up	
				20775	21100	21425		
5MHz	QPSK	1	0	19.03	19.27	19.13	20.00	
		1	13	19.04	18.92	19.10	20.00	
		1	24	19.04	19.03	18.95	20.00	
		12	0	18.92	19.25	18.95	20.00	
		12	6	19.12	18.74	18.86	20.00	
		12	13	18.94	19.08	19.09	20.00	
	16QAM	25	0	19.08	19.04	18.88	20.00	
		1	0	19.15	18.97	18.84	20.00	
		1	13	18.93	18.87	18.89	20.00	
		1	24	19.08	19.16	19.10	20.00	
		12	0	19.00	18.82	18.77	20.00	
		12	6	18.78	19.04	18.84	20.00	
	64QAM	12	13	19.15	18.88	18.99	20.00	
		25	0	19.05	19.01	18.92	20.00	
		1	0	18.98	19.26	18.90	20.00	
		1	13	19.16	19.01	18.92	20.00	
		1	24	18.83	19.01	18.90	20.00	
		12	0	18.66	18.76	18.66	20.00	
	10MHz	QPSK	12	6	18.67	18.75	18.60	20.00
			12	13	18.86	18.54	18.59	20.00
			25	0	18.87	18.77	18.91	20.00
			1	0	19.14	19.30	19.17	20.00
			1	25	19.10	18.89	19.05	20.00
			1	49	18.97	19.11	18.93	20.00
16QAM		25	0	18.87	19.12	19.06	20.00	
		25	13	18.98	18.78	18.85	20.00	
		25	25	19.04	19.02	18.97	20.00	
		50	0	19.02	19.02	18.98	20.00	
		1	0	19.10	18.93	18.89	20.00	
		1	25	18.94	18.84	18.96	20.00	
64QAM	1	49	18.95	19.13	19.09	20.00		
	25	0	19.01	18.85	18.81	20.00		
	25	13	18.93	19.06	18.84	20.00		
	25	25	19.04	18.94	18.88	20.00		
	50	0	18.98	18.94	18.88	20.00		
	1	0	19.02	19.24	18.87	20.00		
		1	25	19.15	19.01	18.87	20.00	



Unless otherwise agreed in writing, this document is issued by the Company subject to its General Conditions of Service printed overleaf, available on request or accessible at <http://www.sgs.com/en/Terms-and-Conditions.aspx> and, for electronic format documents, subject to Terms and Conditions for Electronic Documents at <http://www.sgs.com/en/Terms-and-Conditions/Terms-e-Documents.aspx>. Attention is drawn to the limitation of liability, indemnification and jurisdiction issues defined therein. Any holder of this document is advised that information contained hereon reflects the Company's findings at the time of its intervention only and within the limits of Client's instructions, if any. The Company's sole responsibility is to its Client and this document does not exonerate parties to a transaction from exercising all their rights and obligations under the transaction documents. This document cannot be reproduced except in full, without prior written approval of the Company. Any unauthorized alteration, forgery or falsification of the content or appearance of this document is unlawful and offenders may be prosecuted to the fullest extent of the law. Unless otherwise stated the results shown in this test report refer only to the sample(s) tested and such sample(s) are retained for 30 days only.

Attention: To check the authenticity of testing/inspection report & certificate, please contact us at telephone: (86-755) 8307 1443, or email: CN.Doccheck@sgs.com

South of No. 6 Plant, No. 1, Runsheng Road, Suzhou Industrial Park, Suzhou Area, China (Jiangsu) Pilot Free Trade Zone 215000 t (86-512) 62992980 www.sgs.com.cn
中国·苏州·中国(江苏)自由贸易试验区苏州片区苏州工业园区润胜路1号的6号厂房南楼 邮编: 215000 t (86-512) 62992980 sgs.china@sgs.com

Bandwidth	Modulation	RB size	RB offset	Channel	Channel	Channel	Tune up
				20825	21100	21375	
15MHz	QPSK	1	49	18.92	19.06	18.95	20.00
		25	0	18.68	18.72	18.61	20.00
		25	13	18.67	18.64	18.61	20.00
		25	25	18.88	18.55	18.60	20.00
		50	0	18.76	18.71	18.91	20.00
		16QAM	1	0	19.15	19.26	19.08
	16QAM	1	38	19.08	18.88	19.07	20.00
		1	74	19.10	19.01	18.95	20.00
		36	0	18.88	19.13	19.05	20.00
		36	18	19.00	18.79	18.96	20.00
		36	39	19.02	19.11	19.08	20.00
		75	0	19.10	19.05	18.95	20.00
	64QAM	1	0	19.05	18.87	18.88	20.00
		1	38	18.98	18.89	18.90	20.00
		1	74	18.98	19.11	19.10	20.00
36		0	18.97	18.83	18.77	20.00	
36		18	18.81	19.08	18.79	20.00	
36		39	19.14	18.98	18.99	20.00	
64QAM	75	0	19.04	19.03	18.87	20.00	
	1	0	19.07	19.17	18.87	20.00	
	1	38	19.16	18.94	18.86	20.00	
	1	74	18.89	19.13	18.92	20.00	
	36	0	18.64	18.66	18.58	20.00	
	36	18	18.61	18.66	18.69	20.00	
20MHz	QPSK	36	39	18.89	18.67	18.71	20.00
		75	0	18.80	18.68	18.85	20.00
		1	0	19.31	19.39	19.16	20.00
		1	50	19.21	19.04	19.16	20.00
		1	99	19.12	19.19	19.02	20.00
		50	0	19.25	19.30	19.05	20.00
	16QAM	50	25	19.15	18.85	19.01	20.00
		50	50	19.12	19.21	19.07	20.00
		100	0	19.05	19.16	18.97	20.00
		1	0	19.29	19.05	19.01	20.00
		1	50	19.12	19.02	18.99	20.00
		1	99	19.06	19.32	19.18	20.00
	64QAM	50	0	19.03	18.96	18.88	20.00
		50	25	18.99	19.18	18.86	20.00
		50	50	19.18	19.08	18.98	20.00
100		0	19.18	19.06	19.03	20.00	
1		0	19.19	19.34	18.96	20.00	
1		50	19.20	19.02	19.06	20.00	
64QAM	1	99	19.02	19.12	19.02	20.00	
	50	0	18.72	18.74	18.79	20.00	
	50	25	18.66	18.77	18.66	20.00	
	50	50	18.96	18.77	18.75	20.00	
	100	0	18.97	18.76	18.90	20.00	
	100	0	18.97	18.76	18.90	20.00	



Unless otherwise agreed in writing, this document is issued by the Company subject to its General Conditions of Service printed overleaf, available on request or accessible at <http://www.sgs.com/en/Terms-and-Conditions.aspx> and, for electronic format documents, subject to Terms and Conditions for Electronic Documents at <http://www.sgs.com/en/Terms-and-Conditions/Terms-e-Documents.aspx>. Attention is drawn to the limitation of liability, indemnification and jurisdiction issues defined therein. Any holder of this document is advised that information contained hereon reflects the Company's findings at the time of its intervention only and within the limits of Client's instructions, if any. The Company's sole responsibility is to its Client and this document does not exonerate parties to a transaction from exercising all their rights and obligations under the transaction documents. This document cannot be reproduced except in full, without prior written approval of the Company. Any unauthorized alteration, forgery or falsification of the content or appearance of this document is unlawful and offenders may be prosecuted to the fullest extent of the law. Unless otherwise stated the results shown in this test report refer only to the sample(s) tested and such sample(s) are retained for 30 days only.

Attention: To check the authenticity of testing / inspection report & certificate, please contact us at telephone: (86-755) 8307 1443, or email: CN.Doccheck@sgs.com

South of No. 6 Plant, No. 1, Runsheng Road, Suzhou Industrial Park, Suzhou Area, China (Jiangsu) Pilot Free Trade Zone 215000 t (86-512) 62992980 www.sgs.com.cn
中国·苏州·中国(江苏)自由贸易试验区苏州片区苏州工业园区润胜路1号的6号厂房南楼 邮编: 215000 t (86-512) 62992980 sgs.china@sgs.com

LTE Band 7 - Hotspot on				Conducted Power(dBm)				
Bandwidth	Modulation	RB size	RB offset	Channel	Channel	Channel	Tune up	
				20775	21100	21425		
5MHz	QPSK	1	0	16.67	16.93	16.73	18.00	
		1	13	16.68	16.53	16.69	18.00	
		1	24	16.58	16.72	16.49	18.00	
		12	0	16.45	16.88	16.59	18.00	
		12	6	16.61	16.33	16.48	18.00	
		12	13	16.62	16.76	16.64	18.00	
	16QAM	25	0	16.65	16.62	16.51	18.00	
		1	0	16.89	16.57	16.50	18.00	
		1	13	16.61	16.50	16.56	18.00	
		1	24	16.55	16.87	16.77	18.00	
		12	0	16.56	16.48	16.42	18.00	
		12	6	16.49	16.72	16.45	18.00	
	64QAM	12	13	16.75	16.67	16.47	18.00	
		25	0	16.77	16.58	16.48	18.00	
		1	0	16.77	16.92	16.54	18.00	
		1	13	16.77	16.47	16.65	18.00	
		1	24	16.51	16.68	16.50	18.00	
		12	0	16.23	16.31	16.27	18.00	
	10MHz	QPSK	12	6	16.20	16.35	16.17	18.00
			12	13	16.55	16.36	16.30	18.00
			12	0	16.54	16.22	16.38	18.00
			1	0	16.63	16.97	16.68	18.00
			1	25	16.66	16.50	16.70	18.00
			1	49	16.72	16.65	16.52	18.00
16QAM		25	0	16.42	16.86	16.57	18.00	
		25	13	16.68	16.43	16.56	18.00	
		25	25	16.59	16.76	16.57	18.00	
		50	0	16.63	16.68	16.50	18.00	
		1	0	16.85	16.63	16.60	18.00	
		1	25	16.65	16.49	16.46	18.00	
64QAM		1	49	16.57	16.80	16.76	18.00	
		25	0	16.59	16.56	16.40	18.00	
		25	13	16.49	16.67	16.34	18.00	
		25	25	16.71	16.62	16.50	18.00	
		50	0	16.66	16.52	16.61	18.00	
		1	0	16.78	16.81	16.47	18.00	
15MHz		QPSK	1	25	16.75	16.47	16.56	18.00
			1	49	16.60	16.66	16.52	18.00
			25	0	16.19	16.23	16.37	18.00
			25	13	16.18	16.30	16.23	18.00
			25	25	16.54	16.26	16.33	18.00
			50	0	16.53	16.26	16.36	18.00
Bandwidth	Modulation	RB size	RB offset	Channel	Channel	Channel	Tune up	
				20825	21100	21375		
15MHz	QPSK	1	0	16.74	16.90	16.69	18.00	
		1	38	16.72	16.53	16.76	18.00	
		1	74	16.63	16.68	16.60	18.00	
		36	0	16.43	16.77	16.50	18.00	
		36	18	16.69	16.34	16.50	18.00	



Unless otherwise agreed in writing, this document is issued by the Company subject to its General Conditions of Service printed overleaf, available on request or accessible at <http://www.sgs.com/en/Terms-and-Conditions.aspx> and, for electronic format documents, subject to Terms and Conditions for Electronic Documents at <http://www.sgs.com/en/Terms-and-Conditions/Terms-e-Documents.aspx>. Attention is drawn to the limitation of liability, indemnification and jurisdiction issues defined therein. Any holder of this document is advised that information contained hereon reflects the Company's findings at the time of its intervention only and within the limits of Client's instructions, if any. The Company's sole responsibility is to its Client and this document does not exonerate parties to a transaction from exercising all their rights and obligations under the transaction documents. This document cannot be reproduced except in full, without prior written approval of the Company. Any unauthorized alteration, forgery or falsification of the content or appearance of this document is unlawful and offenders may be prosecuted to the fullest extent of the law. Unless otherwise stated the results shown in this test report refer only to the sample(s) tested and such sample(s) are retained for 30 days only.

Attention: To check the authenticity of testing/inspection report & certificate, please contact us at telephone: (86-755) 8307 1443, or email: CN.Doccheck@sgs.com

South of No. 6 Plant, No. 1, Runsheng Road, Suzhou Industrial Park, Suzhou Area, China (Jiangsu) Pilot Free Trade Zone 215000 t (86-512) 62992980 www.sgs.com.cn
 中国·苏州·中国(江苏)自由贸易试验区苏州片区苏州工业园区润胜路1号的6号厂房南楼 邮编: 215000 t (86-512) 62992980 sgs.china@sgs.com

Bandwidth	Modulation	RB size	RB offset	Channel	Channel	Channel	Tune up
				20850	21100	21350	
20MHz	16QAM	36	39	16.65	16.77	16.57	18.00
		75	0	16.60	16.61	16.45	18.00
		1	0	16.81	16.56	16.52	18.00
		1	38	16.69	16.53	16.59	18.00
		1	74	16.55	16.83	16.74	18.00
		36	0	16.50	16.43	16.34	18.00
		36	18	16.53	16.77	16.36	18.00
		36	39	16.66	16.60	16.49	18.00
		75	0	16.73	16.56	16.50	18.00
		1	0	16.69	16.92	16.44	18.00
		1	38	16.65	16.59	16.59	18.00
		1	74	16.51	16.70	16.51	18.00
		36	0	16.23	16.31	16.28	18.00
		36	18	16.16	16.33	16.18	18.00
	36	39	16.43	16.26	16.32	18.00	
	75	0	16.44	16.24	16.37	18.00	
	64QAM	1	0	16.91	17.00	16.74	18.00
		1	50	16.72	16.62	16.72	18.00
		1	99	16.67	16.69	16.48	18.00
		50	0	16.85	16.89	16.60	18.00
		50	25	16.60	16.45	16.51	18.00
		50	50	16.68	16.71	16.58	18.00
		100	0	16.79	16.81	16.75	18.00
		1	0	16.80	16.62	16.48	18.00
		1	50	16.66	16.50	16.46	18.00
		1	99	16.53	16.80	16.77	18.00
		50	0	16.56	16.44	16.47	18.00
		50	25	16.47	16.65	16.44	18.00
50		50	16.70	16.63	16.50	18.00	
100		0	16.68	16.56	16.53	18.00	
16QAM	1	0	16.72	16.79	16.54	18.00	
	1	50	16.76	16.60	16.58	18.00	
	1	99	16.59	16.62	16.50	18.00	
	50	0	16.19	16.27	16.24	18.00	
	50	25	16.21	16.37	16.26	18.00	
	50	50	16.47	16.32	16.33	18.00	
	100	0	16.44	16.23	16.36	18.00	
	64QAM	1	0	16.72	16.79	16.54	18.00
		1	50	16.76	16.60	16.58	18.00
		1	99	16.59	16.62	16.50	18.00
50		0	16.19	16.27	16.24	18.00	
50		25	16.21	16.37	16.26	18.00	
50		50	16.47	16.32	16.33	18.00	
100		0	16.44	16.23	16.36	18.00	

LTE Band 5				Conducted Power(dBm)			
Bandwidth	Modulation	RB size	RB offset	Channel	Channel	Channel	Tune up
				20407	20525	20643	
1.4MHz	QPSK	1	0	23.67	23.94	23.74	25.00
		1	2	23.63	23.75	23.62	25.00
		1	5	23.70	23.78	23.53	25.00
		3	0	23.62	23.77	23.58	25.00
		3	2	23.58	23.67	23.52	25.00
		3	3	23.66	23.64	23.50	25.00
		6	0	22.70	22.63	22.56	24.00
	16QAM	1	0	22.73	22.55	22.87	24.00
		1	2	22.49	22.82	22.57	24.00
		1	5	22.64	22.60	22.63	24.00
		3	0	22.65	22.74	22.56	24.00
		3	2	22.59	22.75	22.61	24.00



Unless otherwise agreed in writing, this document is issued by the Company subject to its General Conditions of Service printed overleaf, available on request or accessible at <http://www.sgs.com/en/Terms-and-Conditions.aspx> and, for electronic format documents, subject to Terms and Conditions for Electronic Documents at <http://www.sgs.com/en/Terms-and-Conditions/Terms-e-Document.aspx>. Attention is drawn to the limitation of liability, indemnification and jurisdiction issues defined therein. Any holder of this document is advised that information contained hereon reflects the Company's findings at the time of its intervention only and within the limits of Client's instructions, if any. The Company's sole responsibility is to its Client and this document does not exonerate parties to a transaction from exercising all their rights and obligations under the transaction documents. This document cannot be reproduced except in full, without prior written approval of the Company. Any unauthorized alteration, forgery or falsification of the content or appearance of this document is unlawful and offenders may be prosecuted to the fullest extent of the law. Unless otherwise stated the results shown in this test report refer only to the sample(s) tested and such sample(s) are retained for 30 days only.

Attention: To check the authenticity of testing /inspection report & certificate, please contact us at telephone: (86-755) 8307 1443, or email: CN.Doccheck@sgs.com

South of No. 6 Plant, No. 1, Runsheng Road, Suzhou Industrial Park, Suzhou Area, China (Jiangsu) Pilot Free Trade Zone 215000 t (86-512) 62992980 www.sgs.com.cn
中国·苏州·中国(江苏)自由贸易试验区苏州片区苏州工业园区润胜路1号的6号厂房南楼 邮编: 215000 t (86-512) 62992980 sgs.china@sgs.com

Bandwidth	Modulation	RB size	RB offset	Channel	Channel	Channel	Tune up
				20415	20525	20635	
3MHz	64QAM	3	3	22.58	22.72	22.47	24.00
		6	0	21.70	21.62	21.66	23.00
		1	0	21.56	21.52	21.72	23.00
		1	2	21.56	21.50	21.60	23.00
		1	5	21.46	21.49	21.78	23.00
		3	0	21.51	21.68	21.56	23.00
		3	2	21.70	21.56	21.59	23.00
	16QAM	3	3	21.63	21.78	21.49	23.00
		6	0	20.94	21.04	21.14	22.00
		1	0	23.74	23.95	23.81	25.00
		1	7	23.80	23.71	23.70	25.00
		1	14	23.65	23.74	23.76	25.00
		8	0	22.67	22.97	22.83	24.00
		8	4	22.96	22.59	22.70	24.00
		8	7	22.92	22.58	22.76	24.00
64QAM	15	0	22.85	22.85	22.65	24.00	
	1	0	22.96	22.75	22.84	24.00	
	1	7	22.65	22.87	22.71	24.00	
	1	14	22.67	22.73	22.73	24.00	
	8	0	21.74	21.85	21.72	23.00	
	8	4	21.78	21.72	21.91	23.00	
	8	7	21.93	21.72	21.90	23.00	
5MHz	QPSK	15	0	21.70	21.69	21.70	23.00
		1	0	21.70	21.56	21.71	23.00
		1	7	21.63	21.50	21.64	23.00
		1	14	21.51	21.54	21.87	23.00
		8	0	21.09	20.89	20.87	22.00
		8	4	20.87	20.95	20.78	22.00
	16QAM	8	7	21.10	20.98	21.07	22.00
		15	0	20.95	21.04	21.19	22.00
		1	0	23.81	24.02	23.88	25.00
		1	13	23.76	23.78	23.62	25.00
		1	24	23.71	23.78	23.76	25.00
		12	0	22.76	23.00	22.83	24.00
		12	6	22.97	22.65	22.73	24.00
		12	13	22.93	22.58	22.81	24.00
		25	0	22.79	22.79	22.63	24.00
64QAM	1	0	22.87	22.78	22.80	24.00	
	1	13	22.60	22.96	22.64	24.00	
	1	24	22.75	22.77	22.77	24.00	
	12	0	21.73	21.81	21.70	23.00	
	12	6	21.71	21.82	21.84	23.00	
	12	13	21.87	21.77	21.94	23.00	
	25	0	21.74	21.68	21.78	23.00	
	1	0	21.73	21.66	21.83	23.00	
	1	13	21.60	21.60	21.56	23.00	
10MHz	QPSK	1	24	21.51	21.55	21.83	23.00
		12	0	21.02	20.91	20.83	22.00
		12	6	20.94	20.93	20.83	22.00
		12	13	21.13	21.02	21.09	22.00
		25	0	21.00	21.04	21.26	22.00
		1	0	23.87	24.12	23.95	25.00
Bandwidth	Modulation	RB size	RB offset	Channel	Channel	Channel	Tune up
				20450	20525	20600	
10MHz	QPSK	1	0	23.87	24.12	23.95	25.00
		1	25	23.89	23.91	23.79	25.00



Unless otherwise agreed in writing, this document is issued by the Company subject to its General Conditions of Service printed overleaf, available on request or accessible at <http://www.sgs.com/en/Terms-and-Conditions.aspx> and, for electronic format documents, subject to Terms and Conditions for Electronic Documents at <http://www.sgs.com/en/Terms-and-Conditions/Terms-e-Documents.aspx>. Attention is drawn to the limitation of liability, indemnification and jurisdiction issues defined therein. Any holder of this document is advised that information contained hereon reflects the Company's findings at the time of its intervention only and within the limits of Client's instructions, if any. The Company's sole responsibility is to its Client and this document does not exonerate parties to a transaction from exercising all their rights and obligations under the transaction documents. This document cannot be reproduced except in full, without prior written approval of the Company. Any unauthorized alteration, forgery or falsification of the content or appearance of this document is unlawful and offenders may be prosecuted to the fullest extent of the law. Unless otherwise stated the results shown in this test report refer only to the sample(s) tested and such sample(s) are retained for 30 days only.

Attention: To check the authenticity of testing /inspection report & certificate, please contact us at telephone: (86-755) 8307 1443, or email: CN.Doccheck@sgs.com

South of No. 6 Plant, No. 1, Runsheng Road, Suzhou Industrial Park, Suzhou Area, China (Jiangsu) Pilot Free Trade Zone 215000 t (86-512) 62992980 www.sgs.com.cn
 中国·苏州·中国(江苏)自由贸易试验区苏州片区苏州工业园区润胜路1号的6号厂房南座 邮编: 215000 t (86-512) 62992980 sgs.china@sgs.com

		1	49	23.78	23.88	23.83	25.00
		25	0	22.85	23.05	22.94	24.00
		25	13	22.98	22.69	22.86	24.00
		25	25	22.96	22.80	22.84	24.00
		50	0	22.93	22.83	22.73	24.00
	16QAM	1	0	23.02	22.86	22.99	24.00
		1	25	22.79	23.02	22.84	24.00
		1	49	22.78	22.80	22.83	24.00
		25	0	21.79	21.97	21.91	23.00
		25	13	21.87	21.94	21.93	23.00
	64QAM	25	25	21.94	21.90	22.13	23.00
		50	0	21.92	21.76	21.81	23.00
		1	0	21.87	21.72	21.93	23.00
		1	25	21.77	21.70	21.76	23.00
		1	49	21.58	21.75	21.89	23.00
	25	0	21.18	20.98	21.08	22.00	
	25	13	21.10	21.03	20.93	22.00	
	25	25	21.15	21.11	21.11	22.00	
	50	0	21.07	21.11	21.29	22.00	

LTE FDD Band 12				Conducted Power(dBm)				
Bandwidth	Modulation	RB size	RB offset	Channel	Channel	Channel	Tune up	
				23017	23095	23173		
1.4MHz	QPSK	1	0	23.19	23.48	23.26	25.00	
		1	2	23.16	23.35	23.08	25.00	
		1	5	23.24	23.34	23.06	25.00	
		3	0	23.14	23.26	23.10	25.00	
		3	2	23.14	23.13	23.08	25.00	
		3	3	23.12	23.15	23.06	25.00	
	16QAM	6	0	22.28	22.20	22.05	24.00	
		1	0	22.32	22.15	22.35	24.00	
		1	2	22.06	22.34	22.16	24.00	
		1	5	22.20	22.07	22.14	24.00	
		3	0	22.20	22.31	22.05	24.00	
		3	2	22.17	22.26	22.12	24.00	
	64QAM	3	3	22.07	22.29	22.14	24.00	
		6	0	21.15	21.21	21.11	23.00	
		1	0	21.03	21.06	21.18	23.00	
		1	2	21.09	21.04	21.10	23.00	
		1	5	21.00	21.00	21.30	23.00	
		3	0	21.02	21.20	21.04	23.00	
	3MHz	QPSK	3	2	21.19	21.09	21.18	23.00
			3	3	21.18	21.25	21.06	23.00
			6	0	20.42	20.50	20.70	22.00
			1	0	23.44	23.61	23.51	25.00
			1	7	23.49	23.41	23.35	25.00
			1	14	23.34	23.33	23.37	25.00
16QAM	8	0	22.43	22.55	22.45	24.00		
	8	4	22.57	22.24	22.41	24.00		
	8	7	22.52	22.39	22.42	24.00		
	15	0	22.42	22.38	22.18	24.00		
	1	0	22.53	22.46	22.52	24.00		
	1	7	22.30	22.48	22.38	24.00		
		1	14	22.28	22.28	22.31	24.00	



Unless otherwise agreed in writing, this document is issued by the Company subject to its General Conditions of Service printed overleaf, available on request or accessible at <http://www.sgs.com/en/Terms-and-Conditions.aspx> and, for electronic format documents, subject to Terms and Conditions for Electronic Documents at <http://www.sgs.com/en/Terms-and-Conditions/Terms-e-Documents.aspx>. Attention is drawn to the limitation of liability, indemnification and jurisdiction issues defined therein. Any holder of this document is advised that information contained hereon reflects the Company's findings at the time of its intervention only and within the limits of Client's instructions, if any. The Company's sole responsibility is to its Client and this document does not exonerate parties to a transaction from exercising all their rights and obligations under the transaction documents. This document cannot be reproduced except in full, without prior written approval of the Company. Any unauthorized alteration, forgery or falsification of the content or appearance of this document is unlawful and offenders may be prosecuted to the fullest extent of the law. Unless otherwise stated the results shown in this test report refer only to the sample(s) tested and such sample(s) are retained for 30 days only.

Attention: To check the authenticity of testing /inspection report & certificate, please contact us at telephone: (86-755) 8307 1443, or email: CN.Doccheck@sgs.com

South of No. 6 Plant, No. 1, Runsheng Road, Suzhou Industrial Park, Suzhou Area, China (Jiangsu) Pilot Free Trade Zone 215000 t (86-512) 62992980 www.sgs.com.cn
 中国·苏州·中国(江苏)自由贸易试验区苏州片区苏州工业园区润胜路1号的6号厂房南楼 邮编: 215000 t (86-512) 62992980 sgs.china@sgs.com

Bandwidth	Modulation	RB size	RB offset	Channel	Channel	Channel	Tune up
				23035	23095	23155	
5MHz	64QAM	8	0	21.24	21.51	21.47	23.00
		8	4	21.36	21.39	21.39	23.00
		8	7	21.51	21.42	21.63	23.00
		15	0	21.42	21.29	21.32	23.00
		1	0	21.35	21.21	21.47	23.00
		1	7	21.29	21.30	21.33	23.00
		1	14	21.13	21.25	21.49	23.00
	QPSK	8	0	20.75	20.48	20.59	22.00
		8	4	20.65	20.63	20.39	22.00
		8	7	20.68	20.69	20.63	22.00
		15	0	20.64	20.68	20.85	22.00
		1	0	23.44	23.72	23.50	25.00
		1	13	23.36	23.46	23.27	25.00
		1	24	23.33	23.36	23.33	25.00
	16QAM	12	0	22.37	22.55	22.44	24.00
		12	6	22.54	22.14	22.39	24.00
		12	13	22.48	22.31	22.38	24.00
		25	0	22.39	22.32	22.26	24.00
		1	0	22.62	22.46	22.49	24.00
		1	13	22.25	22.62	22.41	24.00
		1	24	22.30	22.25	22.31	24.00
	64QAM	12	0	21.33	21.50	21.50	23.00
		12	6	21.42	21.45	21.38	23.00
		12	13	21.48	21.48	21.72	23.00
25		0	21.45	21.30	21.36	23.00	
1		0	21.35	21.21	21.43	23.00	
1		13	21.27	21.23	21.35	23.00	
1		24	21.09	21.25	21.38	23.00	
10MHz	QPSK	12	0	20.64	20.46	20.67	22.00
		12	6	20.63	20.55	20.41	22.00
		12	13	20.68	20.62	20.69	22.00
		25	0	20.58	20.63	20.79	22.00
		1	0	23.53	23.74	23.55	25.00
		1	25	23.44	23.55	23.45	25.00
		1	49	23.35	23.45	23.44	25.00
16QAM	25	0	22.41	22.70	22.51	24.00	
	25	13	22.58	22.32	22.46	24.00	
	25	25	22.57	22.40	22.40	24.00	
	50	0	22.61	22.42	22.40	24.00	
	1	0	22.58	22.42	22.65	24.00	
	1	25	22.36	22.65	22.46	24.00	
	1	49	22.43	22.42	22.41	24.00	
64QAM	25	0	21.42	21.59	21.58	23.00	
	25	13	21.45	21.60	21.60	23.00	
	25	25	21.53	21.54	21.73	23.00	
	50	0	21.50	21.40	21.47	23.00	
	1	0	21.49	21.31	21.58	23.00	
	1	25	21.43	21.29	21.39	23.00	
	1	49	21.16	21.39	21.45	23.00	
10MHz	QPSK	25	0	20.76	20.58	20.70	22.00
		25	13	20.76	20.70	20.51	22.00
		25	25	20.84	20.81	20.70	22.00
		50	0	20.71	20.73	20.85	22.00



Unless otherwise agreed in writing, this document is issued by the Company subject to its General Conditions of Service printed overleaf, available on request or accessible at <http://www.sgs.com/en/Terms-and-Conditions.aspx> and, for electronic format documents, subject to Terms and Conditions for Electronic Documents at <http://www.sgs.com/en/Terms-and-Conditions/Terms-e-Documents.aspx>. Attention is drawn to the limitation of liability, indemnification and jurisdiction issues defined therein. Any holder of this document is advised that information contained hereon reflects the Company's findings at the time of its intervention only and within the limits of Client's instructions, if any. The Company's sole responsibility is to its Client and this document does not exonerate parties to a transaction from exercising all their rights and obligations under the transaction documents. This document cannot be reproduced except in full, without prior written approval of the Company. Any unauthorized alteration, forgery or falsification of the content or appearance of this document is unlawful and offenders may be prosecuted to the fullest extent of the law. Unless otherwise stated the results shown in this test report refer only to the sample(s) tested and such sample(s) are retained for 30 days only.

Attention: To check the authenticity of testing /inspection report & certificate, please contact us at telephone: (86-755) 8307 1443, or email: CN.Doccheck@sgs.com

South of No. 6 Plant, No. 1, Runsheng Road, Suzhou Industrial Park, Suzhou Area, China (Jiangsu) Pilot Free Trade Zone 215000 t (86-512) 62992980 www.sgs.com.cn
中国·苏州·中国(江苏)自由贸易试验区苏州片区苏州工业园区润胜路1号的6号厂房南楼 邮编: 215000 t (86-512) 62992980 sgs.china@sgs.com

LTE FDD Band 14				Conducted Power(dBm)				
Bandwidth	Modulation	RB size	RB offset	Channel	Channel	Channel	Tune up	
				23305	23330	23355		
5MHz	QPSK	1	0	23.83	23.98	23.88	25.00	
		1	13	23.80	23.90	23.67	25.00	
		1	24	23.64	23.85	23.69	25.00	
		12	0	22.84	22.97	22.92	24.00	
		12	6	22.97	22.59	22.86	24.00	
		12	13	22.87	22.79	22.80	24.00	
		25	0	22.86	22.76	22.73	24.00	
	16QAM	1	0	23.02	22.78	22.85	24.00	
		1	13	22.68	22.93	22.84	24.00	
		1	24	22.67	22.70	22.70	24.00	
		12	0	21.77	21.89	21.84	23.00	
		12	6	21.79	21.87	21.79	23.00	
		12	13	21.82	21.89	22.11	23.00	
		25	0	21.88	21.72	21.68	23.00	
	64QAM	1	0	21.74	21.68	21.83	23.00	
		1	13	21.71	21.62	21.76	23.00	
		1	24	21.56	21.74	21.83	23.00	
		12	0	21.17	20.93	20.95	22.00	
		12	6	21.06	20.90	20.90	22.00	
		12	13	21.10	21.02	21.07	22.00	
		25	0	20.93	21.07	21.17	22.00	
	Bandwidth	Modulation	RB size	RB offset	Channel			Tune up
					23330			
	10MHz	QPSK	1	0		24.08		25.00
1			25		23.85		25.00	
1			49		23.83		25.00	
25			0		23.01		24.00	
25			13		22.56		24.00	
25			25		22.68		24.00	
16QAM		50	0		22.75		24.00	
		1	0		22.73		24.00	
		1	25		22.93		24.00	
		1	49		22.74		24.00	
		25	0		21.91		23.00	
		25	13		21.86		23.00	
		25	25		21.77		23.00	
		50	0		21.62		23.00	
64QAM		1	0		21.57		23.00	
		1	25		21.68		23.00	
		1	49		21.69		23.00	
		25	0		20.96		22.00	
		25	13		21.03		22.00	
		25	25		21.01		22.00	
		50	0		21.07		22.00	



Unless otherwise agreed in writing, this document is issued by the Company subject to its General Conditions of Service printed overleaf, available on request or accessible at <http://www.sgs.com/en/Terms-and-Conditions.aspx> and, for electronic format documents, subject to Terms and Conditions for Electronic Documents at <http://www.sgs.com/en/Terms-and-Conditions/Terms-e-Documents.aspx>. Attention is drawn to the limitation of liability, indemnification and jurisdiction issues defined therein. Any holder of this document is advised that information contained hereon reflects the Company's findings at the time of its intervention only and within the limits of Client's instructions, if any. The Company's sole responsibility is to its Client and this document does not exonerate parties to a transaction from exercising all their rights and obligations under the transaction documents. This document cannot be reproduced except in full, without prior written approval of the Company. Any unauthorized alteration, forgery or falsification of the content or appearance of this document is unlawful and offenders may be prosecuted to the fullest extent of the law. Unless otherwise stated the results shown in this test report refer only to the sample(s) tested and such sample(s) are retained for 30 days only.

Attention: To check the authenticity of testing /inspection report & certificate, please contact us at telephone: (86-755) 8307 1443, or email: CN.Doccheck@sgs.com

South of No. 6 Plant, No. 1, Runsheng Road, Suzhou Industrial Park, Suzhou Area, China (Jiangsu) Pilot Free Trade Zone 215000 t (86-512) 62992980 www.sgs.com.cn
中国·苏州·中国(江苏)自由贸易试验区苏州片区苏州工业园区润胜路1号的6号厂房南楼 邮编: 215000 t (86-512) 62992980 sgs.china@sgs.com

LTE FDD Band 30				Conducted Power(dBm)				
Bandwidth	Modulation	RB size	RB offset	Channel	Channel	Channel	Tune up	
				27685	27710	27735		
5MHz	QPSK	1	0	23.03	23.28	23.11	24.00	
		1	13	23.10	23.04	22.96	24.00	
		1	24	22.93	23.09	22.96	24.00	
		12	0	22.07	22.30	22.14	23.00	
		12	6	22.19	21.81	22.12	23.00	
		12	13	22.23	21.89	21.98	23.00	
		25	0	22.08	21.92	21.92	23.00	
	16QAM	1	0	22.14	22.00	22.12	23.00	
		1	13	21.89	22.15	21.93	23.00	
		1	24	22.03	22.03	21.95	23.00	
		12	0	20.92	21.13	21.05	22.00	
		12	6	20.89	21.10	21.04	22.00	
		12	13	21.22	20.99	21.24	22.00	
		25	0	21.10	20.83	20.99	22.00	
	64QAM	1	0	21.11	20.84	20.98	22.00	
		1	13	20.92	20.97	20.81	22.00	
		1	24	20.74	20.98	20.96	22.00	
		12	0	20.25	20.24	20.23	21.00	
		12	6	20.21	20.28	20.04	21.00	
		12	13	20.40	20.19	20.35	21.00	
		25	0	20.17	20.31	20.53	21.00	
	Bandwidth	Modulation	RB size	RB offset	Channel			Tune up
					27710			
	10MHz	QPSK	1	0	-	23.32	-	24.00
1			25	-	23.06	-	24.00	
1			49	-	23.12	-	24.00	
25			0	-	22.18	-	23.00	
25			13	-	21.76	-	23.00	
25			25	-	21.94	-	23.00	
16QAM		50	0	-	22.01	-	23.00	
		1	0	-	21.89	-	23.00	
		1	25	-	22.13	-	23.00	
		1	49	-	22.03	-	23.00	
		25	0	-	21.13	-	22.00	
		25	13	-	21.15	-	22.00	
		25	25	-	21.04	-	22.00	
		50	0	-	20.90	-	22.00	
64QAM		1	0	-	20.73	-	22.00	
		1	25	-	20.87	-	22.00	
		1	49	-	20.84	-	22.00	
		25	0	-	20.21	-	21.00	
		25	13	-	20.26	-	21.00	
		25	25	-	20.19	-	21.00	
50		0	-	20.25	-	21.00		



Unless otherwise agreed in writing, this document is issued by the Company subject to its General Conditions of Service printed overleaf, available on request or accessible at <http://www.sgs.com/en/Terms-and-Conditions.aspx> and, for electronic format documents, subject to Terms and Conditions for Electronic Documents at <http://www.sgs.com/en/Terms-and-Conditions/Terms-e-Documents.aspx>. Attention is drawn to the limitation of liability, indemnification and jurisdiction issues defined therein. Any holder of this document is advised that information contained hereon reflects the Company's findings at the time of its intervention only and within the limits of Client's instructions, if any. The Company's sole responsibility is to its Client and this document does not exonerate parties to a transaction from exercising all their rights and obligations under the transaction documents. This document cannot be reproduced except in full, without prior written approval of the Company. Any unauthorized alteration, forgery or falsification of the content or appearance of this document is unlawful and offenders may be prosecuted to the fullest extent of the law. Unless otherwise stated the results shown in this test report refer only to the sample(s) tested and such sample(s) are retained for 30 days only.

Attention: To check the authenticity of testing /inspection report & certificate, please contact us at telephone: (86-755) 8307 1443, or email: CN.Doccheck@sgs.com

South of No. 6 Plant, No. 1, Runsheng Road, Suzhou Industrial Park, Suzhou Area, China (Jiangsu) Pilot Free Trade Zone 215000 t (86-512) 62992980 www.sgs.com.cn
中国·苏州·中国(江苏)自由贸易试验区苏州片区苏州工业园区润胜路1号的6号厂房南楼 邮编: 215000 t (86-512) 62992980 sgs.china@sgs.com

LTE FDD Band 30 Receiver off/Hotspot on				Conducted Power(dBm)				
Bandwidth	Modulation	RB size	RB offset	Channel	Channel	Channel	Tune up	
				27685	27710	27735		
5MHz	QPSK	1	0	20.58	20.75	20.64	21.50	
		1	13	20.56	20.69	20.68	21.50	
		1	24	20.71	20.66	20.64	21.50	
		12	0	20.72	20.50	20.57	21.50	
		12	6	20.69	20.48	20.64	21.50	
		12	13	20.48	20.60	20.37	21.50	
		25	0	20.41	20.65	20.58	21.50	
	16QAM	1	0	20.71	20.42	20.68	21.50	
		1	13	20.48	20.60	20.46	21.50	
		1	24	20.35	20.66	20.51	21.50	
		12	0	20.42	20.63	20.55	21.50	
		12	6	20.39	20.60	20.54	21.50	
		12	13	20.50	20.49	20.51	21.50	
		25	0	20.60	20.33	20.49	21.50	
	64QAM	1	0	20.61	20.34	20.48	21.50	
		1	13	20.42	20.47	20.31	21.50	
		1	24	20.24	20.48	20.46	21.50	
		12	0	20.25	20.24	20.23	21.00	
		12	6	20.21	20.28	20.04	21.00	
		12	13	20.40	20.19	20.35	21.00	
		25	0	20.17	20.31	20.53	21.00	
	Bandwidth	Modulation	RB size	RB offset	Channel			Tune up
					27710			
	10MHz	QPSK	1	0	-	20.85	-	21.50
1			25	-	20.84	-	21.50	
1			49	-	20.80	-	21.50	
25			0	-	20.69	-	21.50	
25			13	-	20.64	-	21.50	
25			25	-	20.74	-	21.50	
16QAM		50	0	-	20.72	-	21.50	
		1	0	-	20.61	-	21.50	
		1	25	-	20.83	-	21.50	
		1	49	-	20.64	-	21.50	
		25	0	-	20.63	-	21.50	
		25	13	-	20.65	-	21.50	
		25	25	-	20.54	-	21.50	
64QAM		50	0	-	20.40	-	21.50	
		1	0	-	20.23	-	21.50	
		1	25	-	20.37	-	21.50	
		1	49	-	20.34	-	21.50	
		25	0	-	20.21	-	21.00	
		25	13	-	20.26	-	21.00	
		25	25	-	20.19	-	21.00	
			50	0	-	20.25	-	21.00



Unless otherwise agreed in writing, this document is issued by the Company subject to its General Conditions of Service printed overleaf, available on request or accessible at <http://www.sgs.com/en/Terms-and-Conditions.aspx> and, for electronic format documents, subject to Terms and Conditions for Electronic Documents at <http://www.sgs.com/en/Terms-and-Conditions/Terms-e-Documents.aspx>. Attention is drawn to the limitation of liability, indemnification and jurisdiction issues defined therein. Any holder of this document is advised that information contained hereon reflects the Company's findings at the time of its intervention only and within the limits of Client's instructions, if any. The Company's sole responsibility is to its Client and this document does not exonerate parties to a transaction from exercising all their rights and obligations under the transaction documents. This document cannot be reproduced except in full, without prior written approval of the Company. Any unauthorized alteration, forgery or falsification of the content or appearance of this document is unlawful and offenders may be prosecuted to the fullest extent of the law. Unless otherwise stated the results shown in this test report refer only to the sample(s) tested and such sample(s) are retained for 30 days only.

Attention: To check the authenticity of testing /inspection report & certificate, please contact us at telephone: (86-755) 8307 1443, or email: CN.Doccheck@sgs.com

South of No. 6 Plant, No. 1, Runsheng Road, Suzhou Industrial Park, Suzhou Area, China (Jiangsu) Pilot Free Trade Zone 215000 t (86-512) 62992980 www.sgs.com.cn
中国·苏州·中国(江苏)自由贸易试验区苏州片区苏州工业园区润胜路1号的6号厂房南楼 邮编: 215000 t (86-512) 62992980 sgs.china@sgs.com

8.1.3 Conducted Power of WIFI

WIFI 2.4G-Full power					
Mode	Channel	Frequency(MHz)	Data Rate(Mbps)	Average Power (dBm)	Tune up
802.11b	1	2412	1	18.83	20.00
	6	2437		19.33	20.00
	11	2462		19.04	20.00
802.11g	1	2412	6	17.64	19.00
	6	2437		17.93	19.00
	11	2462		17.52	19.00
802.11n HT20	1	2412	6.5	17.33	19.00
	6	2437		17.85	19.00
	11	2462		17.50	19.00

WIFI 2.4G- Receiver on					
Mode	Channel	Frequency(MHz)	Data Rate(Mbps)	Average Power (dBm)	Tune up
802.11b	1	2412	1	16.91	18.00
	6	2437		17.35	18.00
	11	2462		17.02	18.00
802.11g	1	2412	6	16.63	18.00
	6	2437		16.82	18.00
	11	2462		16.49	18.00
802.11n HT20	1	2412	6.5	16.28	18.00
	6	2437		16.71	18.00
	11	2462		16.53	18.00

WIFI 5G							
5GHz	mode	Channel	Frequency(MHz)	Data Rate(Mbps)	Average Power (dBm)	Tune up	Power setting
802.11a	U-NII-1	36	5180	6	17.50	19.00	20.00
		40	5200		17.45	19.00	20.00
		44	5220		17.53	19.00	20.00
		48	5240		17.64	19.00	20.00
	U-NII-2A	52	5260		17.66	19.00	20.00
		56	5280		17.53	19.00	20.00
		60	5300		17.40	19.00	20.00
		64	5320		17.53	19.00	20.00
	U-NII-2C	100	5500		17.72	19.00	20.00



Unless otherwise agreed in writing, this document is issued by the Company subject to its General Conditions of Service printed overleaf, available on request or accessible at <http://www.sgs.com/en/Terms-and-Conditions.aspx> and, for electronic format documents, subject to Terms and Conditions for Electronic Documents at <http://www.sgs.com/en/Terms-and-Conditions/Terms-e-Documents.aspx>. Attention is drawn to the limitation of liability, indemnification and jurisdiction issues defined therein. Any holder of this document is advised that information contained hereon reflects the Company's findings at the time of its intervention only and within the limits of Client's instructions, if any. The Company's sole responsibility is to its Client and this document does not exonerate parties to a transaction from exercising all their rights and obligations under the transaction documents. This document cannot be reproduced except in full, without prior written approval of the Company. Any unauthorized alteration, forgery or falsification of the content or appearance of this document is unlawful and offenders may be prosecuted to the fullest extent of the law. Unless otherwise stated the results shown in this test report refer only to the sample(s) tested and such sample(s) are retained for 30 days only.

Attention: To check the authenticity of testing /inspection report & certificate, please contact us at telephone: (86-755) 8307 1443, or email: CN.Doccheck@sgs.com

South of No. 6 Plant, No. 1, Runsheng Road, Suzhou Industrial Park, Suzhou Area, China (Jiangsu) Pilot Free Trade Zone 215000
中国·苏州·中国(江苏)自由贸易试验区苏州片区苏州工业园区润胜路1号的6号厂房南楼 邮编: 215000

t (86-512) 62992980 www.sgs.com.cn
t (86-512) 62992980 sgs.china@sgs.com

5GHz	mode	Channel	Frequency(MHz)	Data Rate(Mbps)	Average Power (dBm)	Tune up	Power setting
802.11n-HT20	U-NII-1	104	5520	MCS0	17.63	19.00	20.00
		108	5540		17.75	19.00	20.00
		112	5560		17.85	19.00	20.00
		116	5580		17.91	19.00	20.00
		120	5600		17.78	19.00	20.00
		124	5620		17.61	19.00	20.00
		128	5640		17.77	19.00	20.00
		132	5660		17.01	19.00	20.00
		136	5680		17.23	19.00	20.00
		140	5700		17.02	19.00	20.00
	U-NII-2A	149	5745		17.11	19.00	20.00
		153	5765		17.01	19.00	20.00
		157	5785		17.75	19.00	20.00
		161	5805		17.00	19.00	20.00
		165	5825		17.74	19.00	20.00
		U-NII-2C	36		5180	17.56	19.00
	40		5200		17.47	19.00	20.00
	44		5220		17.48	19.00	20.00
	48		5240		17.72	19.00	20.00
	52		5260		17.68	19.00	20.00
	56		5280		17.58	19.00	20.00
	60		5300		17.44	19.00	20.00
	64		5320		17.53	19.00	20.00
	100		5500		17.69	19.00	20.00
	104		5520		17.63	19.00	20.00
	108		5540		17.76	19.00	20.00
	112		5560		17.83	19.00	20.00
	U-NII-3	116	5580		17.90	19.00	20.00
120		5600	17.79	19.00	20.00		
124		5620	17.68	19.00	20.00		
128		5640	17.73	19.00	20.00		
132		5660	17.00	19.00	20.00		
136		5680	17.26	19.00	20.00		
140		5700	17.00	19.00	20.00		
149		5745	17.07	19.00	20.00		
U-NII-3	153	5765	17.01	19.00	20.00		
	157	5785	17.81	19.00	20.00		
	161	5805	17.05	19.00	20.00		
	165	5825	17.75	19.00	20.00		



Unless otherwise agreed in writing, this document is issued by the Company subject to its General Conditions of Service printed overleaf, available on request or accessible at <http://www.sgs.com/en/Terms-and-Conditions.aspx> and, for electronic format documents, subject to Terms and Conditions for Electronic Documents at <http://www.sgs.com/en/Terms-and-Conditions/Terms-e-Documents.aspx>. Attention is drawn to the limitation of liability, indemnification and jurisdiction issues defined therein. Any holder of this document is advised that information contained hereon reflects the Company's findings at the time of its intervention only and within the limits of Client's instructions, if any. The Company's sole responsibility is to its Client and this document does not exonerate parties to a transaction from exercising all their rights and obligations under the transaction documents. This document cannot be reproduced except in full, without prior written approval of the Company. Any unauthorized alteration, forgery or falsification of the content or appearance of this document is unlawful and offenders may be prosecuted to the fullest extent of the law. Unless otherwise stated the results shown in this test report refer only to the sample(s) tested and such sample(s) are retained for 30 days only.

Attention: To check the authenticity of testing /inspection report & certificate, please contact us at telephone: (86-755) 8307 1443, or email: CN.Doccheck@sgs.com

South of No. 6 Plant, No. 1, Runsheng Road, Suzhou Industrial Park, Suzhou Area, China (Jiangsu) Pilot Free Trade Zone 215000
中国·苏州·中国(江苏)自由贸易试验区苏州片区苏州工业园区润胜路1号的6号厂房南楼 邮编: 215000

t (86-512) 62992980 www.sgs.com.cn
t (86-512) 62992980 sgs.china@sgs.com

5GHz	mode	Channel	Frequency(MHz)	Data Rate(Mbps)	Average Power (dBm)	Tune up	Power setting		
802.11n-HT40	U-NII-1	38	5190	MCS0	17.35	19.00	20.00		
		46	5230		17.33	19.00	20.00		
	U-NII-2A	54	5270		17.03	19.00	20.00		
		62	5310		17.33	19.00	20.00		
	U-NII-2C	102	5510		17.50	19.00	20.00		
		110	5550		17.52	19.00	20.00		
		118	5590		17.71	19.00	20.00		
		126	5630		17.73	19.00	20.00		
	U-NII-3	134	5670		17.78	19.00	20.00		
		151	5755		17.87	19.00	20.00		
			159		5795	17.88	19.00	20.00	
	5GHz	mode	Channel		Frequency(MHz)	Data Rate(Mbps)	Average Power (dBm)	Tune up	Power setting
802.11ac-20	U-NII-1	36	5180	MCS0	17.48	19.00	20.00		
		40	5200		17.42	19.00	20.00		
		44	5220		17.51	19.00	20.00		
		48	5240		17.60	19.00	20.00		
	U-NII-2A	52	5260		17.65	19.00	20.00		
		56	5280		17.52	19.00	20.00		
		60	5300		17.44	19.00	20.00		
		64	5320		17.52	19.00	20.00		
	U-NII-2C	100	5500		17.81	19.00	20.00		
		104	5520		17.71	19.00	20.00		
		108	5540		17.71	19.00	20.00		
		112	5560		17.93	19.00	20.00		
		116	5580		17.99	19.00	20.00		
		120	5600		17.82	19.00	20.00		
		124	5620		17.70	19.00	20.00		
		128	5640		17.85	19.00	20.00		
	U-NII-3	132	5660		17.04	19.00	20.00		
		136	5680		17.20	19.00	20.00		
		140	5700		17.05	19.00	20.00		
		149	5745		17.20	19.00	20.00		
		153	5765		17.00	19.00	20.00		
		157	5785		17.82	19.00	20.00		
		161	5805		17.01	19.00	20.00		
		165	5825		17.77	19.00	20.00		
	5GHz	mode	Channel		Frequency(MHz)	Data Rate(Mbps)	Average Power (dBm)	Tune up	Power setting



Unless otherwise agreed in writing, this document is issued by the Company subject to its General Conditions of Service printed overleaf, available on request or accessible at <http://www.sgs.com/en/Terms-and-Conditions.aspx> and, for electronic format documents, subject to Terms and Conditions for Electronic Documents at <http://www.sgs.com/en/Terms-and-Conditions/Terms-e-Documents.aspx>. Attention is drawn to the limitation of liability, indemnification and jurisdiction issues defined therein. Any holder of this document is advised that information contained hereon reflects the Company's findings at the time of its intervention only and within the limits of Client's instructions, if any. The Company's sole responsibility is to its Client and this document does not exonerate parties to a transaction from exercising all their rights and obligations under the transaction documents. This document cannot be reproduced except in full, without prior written approval of the Company. Any unauthorized alteration, forgery or falsification of the content or appearance of this document is unlawful and offenders may be prosecuted to the fullest extent of the law. Unless otherwise stated the results shown in this test report refer only to the sample(s) tested and such sample(s) are retained for 30 days only.

Attention: To check the authenticity of testing /inspection report & certificate, please contact us at telephone: (86-755) 8307 1443, or email: CN.Doccheck@sgs.com

South of No. 6 Plant, No. 1, Runsheng Road, Suzhou Industrial Park, Suzhou Area, China (Jiangsu) Pilot Free Trade Zone 215000 t (86-512) 62992980 www.sgs.com.cn
中国·苏州·中国(江苏)自由贸易试验区苏州片区苏州工业园区润胜路1号的6号厂房南楼 邮编: 215000 t (86-512) 62992980 sgs.china@sgs.com



802.11ac-40	U-NII-1	38	5190	MCS0	17.39	19.00	20.00
		46	5230		17.40	19.00	20.00
	U-NII-2A	54	5270		17.03	19.00	20.00
		62	5310		17.43	19.00	20.00
	U-NII-2C	102	5510		17.56	19.00	20.00
		110	5550		17.52	19.00	20.00
		118	5590		17.68	19.00	20.00
		126	5630		17.81	19.00	20.00
	U-NII-3	134	5670		17.76	19.00	20.00
		151	5755		17.96	19.00	20.00
		159	5795	17.98	19.00	20.00	
5GHz	mode	Channel	Frequency(MHz)	Data Rate(Mbps)	Average Power (dBm)	Tune up	Power setting
802.11ac 80M	U-NII-1	42	5210	MCS0	17.72	19.00	20.00
	U-NII-2A	58	5290		17.83	19.00	20.00
	U-NII-2C	106	5530		18.01	19.00	20.00
		122	5610		17.86	19.00	20.00
	U-NII-3	155	5775		17.88	19.00	20.00

WIFI 5G- Receiver on							
5GHz	mode	Channel	Frequency(MHz)	Data Rate(Mbps)	Average Power (dBm)	Tune up	Power setting
802.11a	U-NII-1	36	5180	6	16.65	18.00	19.00
		40	5200		16.58	18.00	19.00
		44	5220		16.72	18.00	19.00
		48	5240		16.69	18.00	19.00
	U-NII-2A	52	5260		16.75	18.00	19.00
		56	5280		16.71	18.00	19.00
		60	5300		16.48	18.00	19.00
		64	5320		16.68	18.00	19.00
	U-NII-2C	100	5500		15.80	17.00	18.00
		104	5520		15.74	17.00	18.00
		108	5540		15.89	17.00	18.00
		112	5560		16.05	17.00	18.00
		116	5580		16.07	17.00	18.00
		120	5600		15.89	17.00	18.00
		124	5620		15.81	17.00	18.00
		128	5640		15.85	17.00	18.00
		132	5660		15.12	17.00	18.00
		136	5680		15.37	17.00	18.00
		140	5700		15.15	17.00	18.00



Unless otherwise agreed in writing, this document is issued by the Company subject to its General Conditions of Service printed overleaf, available on request or accessible at <http://www.sgs.com/en/Terms-and-Conditions.aspx> and, for electronic format documents, subject to Terms and Conditions for Electronic Documents at <http://www.sgs.com/en/Terms-and-Conditions/Terms-e-Documents.aspx>. Attention is drawn to the limitation of liability, indemnification and jurisdiction issues defined therein. Any holder of this document is advised that information contained hereon reflects the Company's findings at the time of its intervention only and within the limits of Client's instructions, if any. The Company's sole responsibility is to its Client and this document does not exonerate parties to a transaction from exercising all their rights and obligations under the transaction documents. This document cannot be reproduced except in full, without prior written approval of the Company. Any unauthorized alteration, forgery or falsification of the content or appearance of this document is unlawful and offenders may be prosecuted to the fullest extent of the law. Unless otherwise stated the results shown in this test report refer only to the sample(s) tested and such sample(s) are retained for 30 days only.

Attention: To check the authenticity of testing /inspection report & certificate, please contact us at telephone: (86-755) 8307 1443, or email: CN.Doccheck@sgs.com

South of No. 6 Plant, No. 1, Runsheng Road, Suzhou Industrial Park, Suzhou Area, China (Jiangsu) Pilot Free Trade Zone 215000 t (86-512) 62992980 www.sgs.com.cn
中国·苏州·中国(江苏)自由贸易试验区苏州片区苏州工业园区润胜路1号的6号厂房南楼 邮编: 215000 t (86-512) 62992980 sgs.china@sgs.com



5GHz	mode	Channel	Frequency(MHz)	Data Rate(Mbps)	Average Power (dBm)	Tune up	Power setting	
802.11n- HT20	U-NII-3	149	5745	MCS0	16.26	18.00	19.00	
		153	5765		16.16	18.00	19.00	
		157	5785		16.85	18.00	19.00	
		161	5805		16.08	18.00	19.00	
		165	5825		16.89	18.00	19.00	
	U-NII-2A	36	5180		16.69	18.00	19.00	
		40	5200		16.62	18.00	19.00	
		44	5220		16.72	18.00	19.00	
		48	5240		16.70	18.00	19.00	
		52	5260		16.77	18.00	19.00	
		56	5280		16.60	18.00	19.00	
		60	5300		16.56	18.00	19.00	
		64	5320		16.70	18.00	19.00	
		U-NII-2C	100		5500	15.92	17.00	18.00
			104		5520	15.79	17.00	18.00
			108		5540	15.90	17.00	18.00
			112		5560	16.05	17.00	18.00
			116		5580	16.08	17.00	18.00
			120		5600	15.91	17.00	18.00
			124		5620	15.69	17.00	18.00
128	5640		15.92	17.00	18.00			
U-NII-3	132	5660	15.15	17.00	18.00			
	136	5680	15.39	17.00	18.00			
	140	5700	15.07	17.00	18.00			
	149	5745	16.23	18.00	19.00			
	153	5765	16.11	18.00	19.00			
802.11n- HT40	U-NII-1	38	5190	16.49	18.00	19.00		
		46	5230	16.55	18.00	19.00		
	U-NII-2A	54	5270	16.13	18.00	19.00		
		62	5310	16.55	18.00	19.00		
	U-NII-2C	102	5510	15.66	17.00	18.00		
		110	5550	15.68	17.00	18.00		
		118	5590	15.79	17.00	18.00		
126	5630	15.92	17.00	18.00				



Unless otherwise agreed in writing, this document is issued by the Company subject to its General Conditions of Service printed overleaf, available on request or accessible at <http://www.sgs.com/en/Terms-and-Conditions.aspx> and, for electronic format documents, subject to Terms and Conditions for Electronic Documents at <http://www.sgs.com/en/Terms-and-Conditions/Terms-e-Documents.aspx>. Attention is drawn to the limitation of liability, indemnification and jurisdiction issues defined therein. Any holder of this document is advised that information contained hereon reflects the Company's findings at the time of its intervention only and within the limits of Client's instructions, if any. The Company's sole responsibility is to its Client and this document does not exonerate parties to a transaction from exercising all their rights and obligations under the transaction documents. This document cannot be reproduced except in full, without prior written approval of the Company. Any unauthorized alteration, forgery or falsification of the content or appearance of this document is unlawful and offenders may be prosecuted to the fullest extent of the law. Unless otherwise stated the results shown in this test report refer only to the sample(s) tested and such sample(s) are retained for 30 days only.

Attention: To check the authenticity of testing /inspection report & certificate, please contact us at telephone: (86-755) 8307 1443, or email: CN.Doccheck@sgs.com

South of No. 6 Plant, No. 1, Runsheng Road, Suzhou Industrial Park, Suzhou Area, China (Jiangsu) Pilot Free Trade Zone 215000 t (86-512) 62992980 www.sgsgroup.com.cn
中国·苏州·中国(江苏)自由贸易试验区苏州片区苏州工业园区润胜路1号的6号厂房南楼 邮编: 215000 t (86-512) 62992980 sgs.china@sgs.com

5GHz	mode	Channel	Frequency(MHz)	Data Rate(Mbps)	Average Power (dBm)	Tune up	Power setting
802.11ac-20	U-NII-3	134	5670	MCS0	15.87	17.00	18.00
		151	5755		17.01	18.00	19.00
		159	5795		17.03	18.00	19.00
	U-NII-1	36	5180		16.64	18.00	19.00
		40	5200		16.59	18.00	19.00
		44	5220		16.64	18.00	19.00
		48	5240		16.71	18.00	19.00
	U-NII-2A	52	5260		16.78	18.00	19.00
		56	5280		16.64	18.00	19.00
		60	5300		16.60	18.00	19.00
		64	5320		16.62	18.00	19.00
	U-NII-2C	100	5500		15.81	17.00	18.00
		104	5520		15.77	17.00	18.00
		108	5540		15.90	17.00	18.00
		112	5560		15.98	17.00	18.00
116		5580	16.09	17.00	18.00		
120		5600	15.84	17.00	18.00		
124		5620	15.68	17.00	18.00		
128		5640	15.87	17.00	18.00		
U-NII-3	132	5660	15.09	17.00	18.00		
	136	5680	15.33	17.00	18.00		
	140	5700	15.11	17.00	18.00		
	149	5745	16.18	18.00	19.00		
	153	5765	16.17	18.00	19.00		
	157	5785	16.83	18.00	19.00		
	161	5805	16.18	18.00	19.00		
165	5825	16.94	18.00	19.00			
5GHz	mode	Channel	Frequency(MHz)	Data Rate(Mbps)	Average Power (dBm)	Tune up	Power setting
802.11ac-40	U-NII-1	38	5190	MCS0	16.50	18.00	19.00
		46	5230		16.59	18.00	19.00
	U-NII-2A	54	5270		16.11	18.00	19.00
		62	5310		16.50	18.00	19.00
	U-NII-2C	102	5510		15.66	17.00	18.00
		110	5550		15.60	17.00	18.00
		118	5590		15.79	17.00	18.00
		126	5630		16.00	17.00	18.00
	U-NII-3	134	5670		15.81	17.00	18.00
		151	5755		17.13	18.00	19.00



Unless otherwise agreed in writing, this document is issued by the Company subject to its General Conditions of Service printed overleaf, available on request or accessible at <http://www.sgs.com/en/Terms-and-Conditions.aspx> and, for electronic format documents, subject to Terms and Conditions for Electronic Documents at <http://www.sgs.com/en/Terms-and-Conditions/Terms-e-Documents.aspx>. Attention is drawn to the limitation of liability, indemnification and jurisdiction issues defined therein. Any holder of this document is advised that information contained hereon reflects the Company's findings at the time of its intervention only and within the limits of Client's instructions, if any. The Company's sole responsibility is to its Client and this document does not exonerate parties to a transaction from exercising all their rights and obligations under the transaction documents. This document cannot be reproduced except in full, without prior written approval of the Company. Any unauthorized alteration, forgery or falsification of the content or appearance of this document is unlawful and offenders may be prosecuted to the fullest extent of the law. Unless otherwise stated the results shown in this test report refer only to the sample(s) tested and such sample(s) are retained for 30 days only.

Attention: To check the authenticity of testing /inspection report & certificate, please contact us at telephone: (86-755) 8307 1443, or email: CN.Doccheck@sgs.com

South of No. 6 Plant, No. 1, Runsheng Road, Suzhou Industrial Park, Suzhou Area, China (Jiangsu) Pilot Free Trade Zone 215000 t (86-512) 62992980 www.sgs.com.cn
中国·苏州·中国(江苏)自由贸易试验区苏州片区苏州工业园区润胜路1号的6号厂房南楼 邮编: 215000 t (86-512) 62992980 sgs.china@sgs.com

5GHz	mode	Channel	Frequency(MHz)	Data Rate(Mbps)	Average Power (dBm)	Tune up	Power setting
		159	5795		17.07	18.00	19.00
802.11ac 80M	U-NII-1	42	5210	MCS0	16.92	18.00	19.00
	U-NII-2A	58	5290		17.05	18.00	19.00
	U-NII-2C	106	5530		16.15	17.00	18.00
		122	5610		16.06	17.00	18.00
	U-NII-3	155	5775		17.12	18.00	19.00

Note:

- a) Power must be measured at each transmit antenna port according to the DSSS and OFDM transmission configurations in each standalone and aggregated frequency band.
- b) Power measurement is required for the transmission mode configuration with the highest maximum output power specified for production units.
 - 1) When the same highest maximum output power specification applies to multiple transmission modes, the largest channel bandwidth configuration with the lowest order modulation and lowest data rate is measured.
 - 2) When the same highest maximum output power is specified for multiple largest channel bandwidth configurations with the same lowest order modulation or lowest order modulation and lowest data rate, power measurement is required for all equivalent 802.11 configurations with the same maximum output power.
- c) For each transmission mode configuration, power must be measured for the highest and lowest channels; and at the mid-band channel(s) when there are at least 3 channels. For configurations with multiple mid-band channels, due to an even number of channels, both channels should be measured.



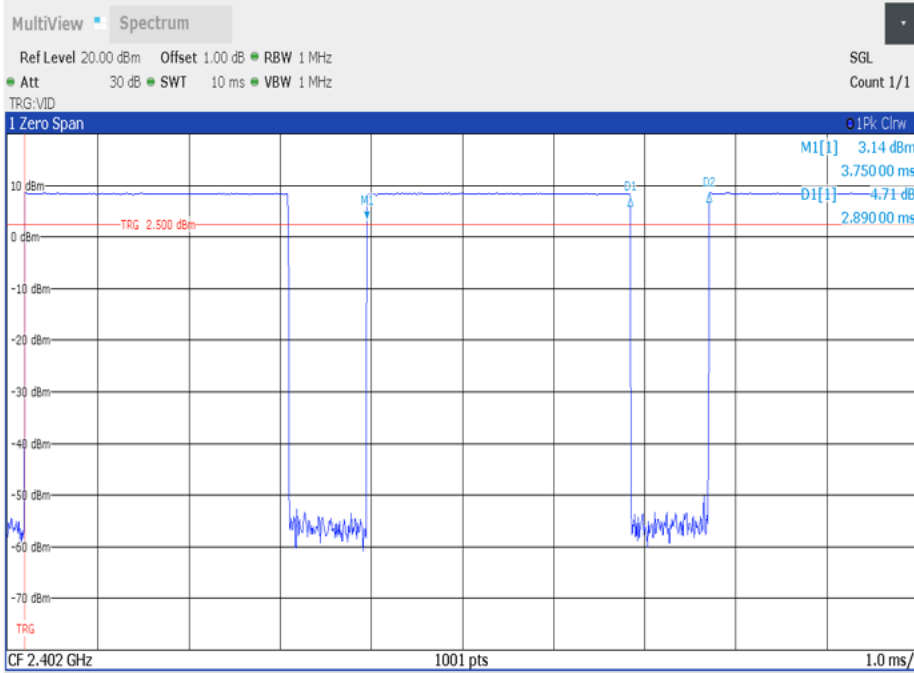
Unless otherwise agreed in writing, this document is issued by the Company subject to its General Conditions of Service printed overleaf, available on request or accessible at <http://www.sgs.com/en/Terms-and-Conditions.aspx> and, for electronic format documents, subject to Terms and Conditions for Electronic Documents at <http://www.sgs.com/en/Terms-and-Conditions/Terms-e-Documents.aspx>. Attention is drawn to the limitation of liability, indemnification and jurisdiction issues defined therein. Any holder of this document is advised that information contained hereon reflects the Company's findings at the time of its intervention only and within the limits of Client's instructions, if any. The Company's sole responsibility is to its Client and this document does not exonerate parties to a transaction from exercising all their rights and obligations under the transaction documents. This document cannot be reproduced except in full, without prior written approval of the Company. Any unauthorized alteration, forgery or falsification of the content or appearance of this document is unlawful and offenders may be prosecuted to the fullest extent of the law. Unless otherwise stated the results shown in this test report refer only to the sample(s) tested and such sample(s) are retained for 30 days only.

Attention: To check the authenticity of testing /inspection report & certificate, please contact us at telephone: (86-755) 8307 1443, or email: CN.Doccheck@sgs.com

South of No. 6 Plant, No. 1, Runsheng Road, Suzhou Industrial Park, Suzhou Area, China (Jiangsu) Pilot Free Trade Zone 215000 t (86-512) 62992980 www.sgs.com.cn
中国·苏州·中国(江苏)自由贸易试验区苏州片区苏州工业园区润胜路1号的6号厂房南面 邮编: 215000 t (86-512) 62992980 sgs.china@sgs.com

8.1.4 Conducted Power of BT

BT DH5 Duty Cycle=76.86%



BT		Average Conducted Power(dBm)			
Band	Channel	0	39	78	Tune up
BT	GFSK	10.46	10.62	10.31	11.00
	π/4DQPSK	9.15	9.34	9.01	10.00
	8DPSK	9.06	9.25	8.91	10.00
Band	Channel	0	19	39	Tune up
BLE 1M	GFSK	-3.43	-3.15	-3.26	0.00

Note:

1)The conducted power of BT is measured with RMS detector.



Unless otherwise agreed in writing, this document is issued by the Company subject to its General Conditions of Service printed overleaf, available on request or accessible at <http://www.sgs.com/en/Terms-and-Conditions.aspx> and, for electronic format documents, subject to Terms and Conditions for Electronic Documents at <http://www.sgs.com/en/Terms-and-Conditions/Terms-e-Documents.aspx>. Attention is drawn to the limitation of liability, indemnification and jurisdiction issues defined therein. Any holder of this document is advised that information contained hereon reflects the Company's findings at the time of its intervention only and within the limits of Client's instructions, if any. The Company's sole responsibility is to its Client and this document does not exonerate parties to a transaction from exercising all their rights and obligations under the transaction documents. This document cannot be reproduced except in full, without prior written approval of the Company. Any unauthorized alteration, forgery or falsification of the content or appearance of this document is unlawful and offenders may be prosecuted to the fullest extent of the law. Unless otherwise stated the results shown in this test report refer only to the sample(s) tested and such sample(s) are retained for 30 days only.

Attention: To check the authenticity of testing /inspection report & certificate, please contact us at telephone: (86-755) 8307 1443, or email: CN.Doccheck@sgs.com

South of No. 6 Plant, No. 1, Runsheng Road, Suzhou Industrial Park, Suzhou Area, China (Jiangsu) Pilot Free Trade Zone 215000 t (86-512) 62992980 www.sgs.com.cn
中国·苏州·中国(江苏)自由贸易试验区苏州片区苏州工业园区润胜路1号的6号厂房南座 邮编: 215000 t (86-512) 62992980 sgs.china@sgs.com

8.2 Measurement of SAR Data

Note:

- 1) According to the declaration letter from manufacturer, for the Sample 2 variant test at the worst-case SAR in Head/Body worn and Hotspot.
- 2) Graph results refer to Appendix B.
- 3) Per KDB447498 D01, testing of other required channels within the operating mode of a frequency band is not required when the reported 1-g or 10-g SAR for the mid-band or highest output power channel is:
 - $\leq 0.8\text{W/kg}$ for 1-g or 2.0W/kg for 10-g respectively, when the transmission band is $\leq 100\text{MHz}$.
 - $\leq 0.6\text{ W/kg}$ or 1.5 W/kg , for 1-g or 10-g respectively, when the transmission band is between 100 MHz and 200 MHz.
 - $\leq 0.4\text{ W/kg}$ or 1.0 W/kg , for 1-g or 10-g respectively, when the transmission band is $\geq 200\text{ MHz}$.

WiFi 2.4G:

- 1) When the highest reported SAR for the initial test configuration is adjusted by the ratio of the subsequent test configuration to initial test configuration specified maximum output power and the adjusted SAR is $\leq 1.2\text{ W/kg}$, SAR test for the other 802.11 modes are not required.

WiFi 5G:

- 1) When the same maximum output power is specified for both bands, begin SAR measurement in U-NII-2A band by applying the OFDM SAR requirements. As the highest reported SAR for a test configuration is $\leq 1.2\text{ W/kg}$, SAR is not required for U-NII-1 band for that configuration.
- 2) For Wi-Fi 5G, U-NII-2A (5250-5350 MHz) and U-NII-2C (5470-5725 MHz) bands does not support hotspot function.
- 3) When the highest reported SAR for the initial test configuration is adjusted by the ratio of the subsequent test configuration to initial test configuration specified maximum output power and the adjusted SAR is $\leq 1.2\text{ W/kg}$, SAR test for the other 802.11 modes are not required.



Unless otherwise agreed in writing, this document is issued by the Company subject to its General Conditions of Service printed overleaf, available on request or accessible at <http://www.sgs.com/en/Terms-and-Conditions.aspx> and, for electronic format documents, subject to Terms and Conditions for Electronic Documents at <http://www.sgs.com/en/Terms-and-Conditions/Terms-e-Documents.aspx>. Attention is drawn to the limitation of liability, indemnification and jurisdiction issues defined therein. Any holder of this document is advised that information contained hereon reflects the Company's findings at the time of its intervention only and within the limits of Client's instructions, if any. The Company's sole responsibility is to its Client and this document does not exonerate parties to a transaction from exercising all their rights and obligations under the transaction documents. This document cannot be reproduced except in full, without prior written approval of the Company. Any unauthorized alteration, forgery or falsification of the content or appearance of this document is unlawful and offenders may be prosecuted to the fullest extent of the law. Unless otherwise stated the results shown in this test report refer only to the sample(s) tested and such sample(s) are retained for 30 days only.

Attention: To check the authenticity of testing /inspection report & certificate, please contact us at telephone: (86-755) 8307 1443, or email: CN.Doccheck@sgs.com

South of No. 6 Plant, No. 1, Runsheng Road, Suzhou Industrial Park, Suzhou Area, China (Jiangsu) Pilot Free Trade Zone 215000
中国·苏州·中国(江苏)自由贸易试验区苏州片区苏州工业园区润胜路1号的6号厂房南面 邮编: 215000

t (86-512) 62992980 www.sgs.com.cn
t (86-512) 62992980 sgs.china@sgs.com

8.2.1 SAR Result of WCDMA Band II

Test position	Test mode	Test ch./Freq.	Duty Cycle	SAR (W/kg) 1-g	Power drift (dB)	Conducted Power(dBm)	Tune up Limit(dBm)	Scaled factor	Scaled SAR 1-g (W/kg)	Liquid Temp.(°C)
Head Test Data										
Left cheek	RMC	9400/1880	1:1	0.308	-0.08	23.05	24.00	1.245	0.383	22.9
Left tilted	RMC	9400/1880	1:1	0.218	0.05	23.05	24.00	1.245	0.271	22.9
Right cheek	RMC	9400/1880	1:1	0.224	0.07	23.05	24.00	1.245	0.279	22.9
Right tilted	RMC	9400/1880	1:1	0.204	-0.06	23.05	24.00	1.245	0.254	22.9
Body worn Test data(Separate 15mm)										
Front side	RMC	9400/1880	1:1	0.264	0.02	22.18	23.00	1.208	0.319	22.9
Back side	RMC	9400/1880	1:1	0.409	0.04	22.18	23.00	1.208	0.494	22.9
Hotspot Test data(Separate 10mm)										
Front side	RMC	9400/1880	1:1	0.361	0.04	20.70	21.50	1.202	0.434	22.9
Back side	RMC	9400/1880	1:1	0.523	0.14	20.70	21.50	1.202	0.629	22.9
Left side	RMC	9400/1880	1:1	0.196	-0.04	20.70	21.50	1.202	0.236	22.9
Right side	RMC	9400/1880	1:1	0.068	0.02	20.70	21.50	1.202	0.082	22.9
Bottom side	RMC	9400/1880	1:1	0.857	-0.19	20.70	21.50	1.202	1.030	22.9
Bottom side	RMC	9262/1852.4	1:1	0.898	-0.12	20.64	21.50	1.219	1.095	22.9
Bottom side-Repeat SAR	RMC	9262/1852.4	1:1	0.894	0.05	20.64	21.50	1.219	1.090	22.9
Bottom side	RMC	9538/1907.6	1:1	0.807	0.01	20.68	21.50	1.208	0.975	22.9
Test position	Test mode	Test ch./Freq.	Duty Cycle	SAR (W/kg) 10-g	Power drift (dB)	Conducted Power(dBm)	Tune up Limit(dBm)	Scaled factor	Scaled SAR 10-g (W/kg)	Liquid Temp.(°C)
Product specific 10gSAR Test data(Separate 0mm)										
Bottom side	RMC	9400/1880	1:1	2.290	0.06	22.18	23.00	1.208	2.766	22.9
Bottom side	RMC	9262/1852.4	1:1	2.370	-0.05	21.96	23.00	1.271	3.011	22.9
Bottom side	RMC	9538/1907.6	1:1	2.280	0.12	21.91	23.00	1.285	2.930	22.9

Table 11: SAR of WCDMA II for Head and Body.

Test Position	Channel/ Frequency	Measured SAR (1g)	1 st Repeated	Ratio	2 nd Repeated	3 rd Repeated
	(MHz)		SAR (1g)		SAR (1g)	SAR (1g)
Bottom side	9262/1852.4	0.898	0.894	1.004	N/A	N/A

- Note: 1) When the original highest measured SAR is ≥ 0.80 W/kg, the measurement was repeated once.
 2) A second repeated measurement was performed only if the ratio of largest to smallest SAR for the original and first repeated measurements was > 1.20 or when the original or repeated measurement was ≥ 1.45 W/kg (~ 10% from the 1-g SAR limit).
 3) A third repeated measurement was performed only if the original, first or second repeated measurement was ≥ 1.5 W/kg and the ratio of largest to smallest SAR for the original, first and second repeated measurements is > 1.20 .
 4) Repeated measurements are not required when the original highest measured SAR is < 0.80 W/kg



8.2.2 SAR Result of WCDMA Band IV

Test position	Test mode	Test ch./Freq.	Duty Cycle	SAR (W/kg) 1-g	Power drift (dB)	Conducted Power(dBm)	Tune up Limit(dBm)	Scaled factor	Scaled SAR 1-g (W/kg)	Liquid Temp.(°C)
Head Test Data										
Left cheek	RMC	1412/1732.4	1:1	0.213	0.04	23.10	24.00	1.230	0.262	22.8
Left tilted	RMC	1412/1732.4	1:1	0.141	-0.04	23.10	24.00	1.230	0.173	22.8
Right cheek	RMC	1412/1732.4	1:1	0.186	0.01	23.10	24.00	1.230	0.229	22.8
Right tilted	RMC	1412/1732.4	1:1	0.184	0.05	23.10	24.00	1.230	0.226	22.8
Body worn Test data(Separate 15mm)										
Front side	RMC	1412/1732.4	1:1	0.293	0.06	20.74	21.50	1.191	0.349	22.8
Back side	RMC	1412/1732.4	1:1	0.797	-0.09	20.74	21.50	1.191	0.949	22.8
Back side	RMC	1312/1712.4	1:1	0.903	-0.15	20.62	21.50	1.225	1.106	22.8
Back side	RMC	1513/1752.6	1:1	0.567	0.04	20.59	21.50	1.233	0.699	22.8
Hotspot Test data(Separate 10mm)										
Front side	RMC	1412/1732.4	1:1	0.245	0.01	17.24	18.00	1.191	0.292	22.8
Back side	RMC	1412/1732.4	1:1	0.741	0.09	17.24	18.00	1.191	0.883	22.8
Back side	RMC	1312/1712.4	1:1	0.855	0.07	17.19	18.00	1.205	1.030	22.8
Back side	RMC	1513/1752.6	1:1	0.551	-0.08	17.12	18.00	1.225	0.675	22.8
Left side	RMC	1412/1732.4	1:1	0.084	0.09	17.24	18.00	1.191	0.100	22.8
Right side	RMC	1412/1732.4	1:1	0.012	0.15	17.24	18.00	1.191	0.014	22.8
Bottom side	RMC	1412/1732.4	1:1	0.907	-0.01	17.24	18.00	1.191	1.080	22.8
Bottom side	RMC	1312/1712.4	1:1	0.934	-0.11	17.19	18.00	1.205	1.126	22.8
Bottom side	RMC	1513/1752.6	1:1	0.782	0.05	17.12	18.00	1.225	0.958	22.8
Test position	Test mode	Test ch./Freq.	Duty Cycle	SAR (W/kg) 10-g	Power drift (dB)	Conducted Power(dBm)	Tune up Limit(dBm)	Scaled factor	Scaled SAR 10-g (W/kg)	Liquid Temp.(°C)
Product specific 10gSAR Test data(Separate 0mm)										
Back side	RMC	1412/1732.4	1:1	1.820	0.02	20.74	21.50	1.191	2.168	22.8
Back side	RMC	1312/1712.4	1:1	1.860	0.08	20.62	21.50	1.225	2.278	22.8
Back side	RMC	1513/1752.6	1:1	1.830	-0.06	20.59	21.50	1.233	2.257	22.8
Bottom side	RMC	1412/1732.4	1:1	2.350	-0.11	20.74	21.50	1.191	2.799	22.8
Bottom side	RMC	1312/1712.4	1:1	2.460	-0.18	20.62	21.50	1.225	3.013	22.8
Bottom side	RMC	1513/1752.6	1:1	2.310	0.01	20.59	21.50	1.233	2.848	22.8

Table 12: SAR of WCDMA IV for Head and Body.



Unless otherwise agreed in writing, this document is issued by the Company subject to its General Conditions of Service printed overleaf, available on request or accessible at <http://www.sgs.com/en/Terms-and-Conditions.aspx> and, for electronic format documents, subject to Terms and Conditions for Electronic Documents at <http://www.sgs.com/en/Terms-and-Conditions/Terms-e-Documents.aspx>. Attention is drawn to the limitation of liability, indemnification and jurisdiction issues defined therein. Any holder of this document is advised that information contained hereon reflects the Company's findings at the time of its intervention only and within the limits of Client's instructions, if any. The Company's sole responsibility is to its Client and this document does not exonerate parties to a transaction from exercising all their rights and obligations under the transaction documents. This document cannot be reproduced except in full, without prior written approval of the Company. Any unauthorized alteration, forgery or falsification of the content or appearance of this document is unlawful and offenders may be prosecuted to the fullest extent of the law. Unless otherwise stated the results shown in this test report refer only to the sample(s) tested and such sample(s) are retained for 30 days only.

Attention: To check the authenticity of testing /inspection report & certificate, please contact us at telephone: (86-755) 8307 1443, or email: CN.Doccheck@sgs.com

South of No. 6 Plant, No. 1, Runsheng Road, Suzhou Industrial Park, Suzhou Area, China (Jiangsu) Pilot Free Trade Zone 215000 t (86-512) 62992980 www.sgs.com.cn
 中国·苏州·中国(江苏)自由贸易试验区苏州片区苏州工业园区润胜路1号的6号厂房南楼 邮编: 215000 t (86-512) 62992980 sgs.china@sgs.com

8.2.3 SAR Result of WCDMA Band V

Test position	Test mode	Test ch./Freq.	Duty Cycle	SAR (W/kg) 1-g	Power drift (dB)	Conducted Power(dBm)	Tune up Limit(dBm)	Scaled factor	Scaled SAR 1-g (W/kg)	Liquid Temp.(°C)
Head Test Data										
Left cheek	RMC	4182/836.4	1:1	0.325	-0.03	23.04	24.00	1.247	0.405	22.6
Left tilted	RMC	4182/836.4	1:1	0.168	0.06	23.04	24.00	1.247	0.210	22.6
Right cheek	RMC	4182/836.4	1:1	0.317	-0.11	23.04	24.00	1.247	0.395	22.6
Right tilted	RMC	4182/836.4	1:1	0.199	0.08	23.04	24.00	1.247	0.248	22.6
Body worn Test data(Separate 15mm)										
Front side	RMC	4182/836.4	1:1	0.285	0.14	23.04	24.00	1.247	0.356	22.6
Back side	RMC	4182/836.4	1:1	0.417	0.06	23.04	24.00	1.247	0.520	22.6
Hotspot Test data(Separate 10mm)										
Front side	RMC	4182/836.4	1:1	0.300	0.03	23.04	24.00	1.247	0.374	22.6
Back side	RMC	4182/836.4	1:1	0.496	-0.08	23.04	24.00	1.247	0.619	22.6
Left side	RMC	4182/836.4	1:1	0.057	0.08	23.04	24.00	1.247	0.071	22.6
Right side	RMC	4182/836.4	1:1	0.169	0.04	23.04	24.00	1.247	0.211	22.6
Bottom side	RMC	4182/836.4	1:1	0.069	0.02	23.04	24.00	1.247	0.086	22.6

Table 13: SAR of WCDMA V for Head and Body.



Unless otherwise agreed in writing, this document is issued by the Company subject to its General Conditions of Service printed overleaf, available on request or accessible at <http://www.sgs.com/en/Terms-and-Conditions.aspx> and, for electronic format documents, subject to Terms and Conditions for Electronic Documents at <http://www.sgs.com/en/Terms-and-Conditions/Terms-e-Documents.aspx>. Attention is drawn to the limitation of liability, indemnification and jurisdiction issues defined therein. Any holder of this document is advised that information contained hereon reflects the Company's findings at the time of its intervention only and within the limits of Client's instructions, if any. The Company's sole responsibility is to its Client and this document does not exonerate parties to a transaction from exercising all their rights and obligations under the transaction documents. This document cannot be reproduced except in full, without prior written approval of the Company. Any unauthorized alteration, forgery or falsification of the content or appearance of this document is unlawful and offenders may be prosecuted to the fullest extent of the law. Unless otherwise stated the results shown in this test report refer only to the sample(s) tested and such sample(s) are retained for 30 days only.

Attention: To check the authenticity of testing /inspection report & certificate, please contact us at telephone: (86-755) 8307 1443, or email: CN.Doccheck@sgs.com

South of No. 6 Plant, No. 1, Runsheng Road, Suzhou Industrial Park, Suzhou Area, China (Jiangsu) Pilot Free Trade Zone 215000 t (86-512) 62992980 www.sgs.com.cn
 中国·苏州·中国(江苏)自由贸易试验区苏州片区苏州工业园区润胜路1号的6号厂房南面 邮编: 215000 t (86-512) 62992980 sgs.china@sgs.com

8.2.4 SAR Result of LTE Band 2

Test position	BW.	Test mode	Test ch./Freq.	Duty Cycle	SAR (W/kg) 1-g	Power drift (dB)	Conducted Power(dBm)	Tune up Limit(dBm)	Scaled factor	Scaled SAR 1-g (W/kg)	Liquid Temp.(°C)
Head Test Data(1RB)											
Left cheek	20	QPSK 1_0	18900/1880	1:1	0.295	0.04	23.53	24.50	1.250	0.369	22.9
Left tilted	20	QPSK 1_0	18900/1880	1:1	0.220	0.06	23.53	24.50	1.250	0.275	22.9
Right cheek	20	QPSK 1_0	18900/1880	1:1	0.239	0.02	23.53	24.50	1.250	0.299	22.9
Right tilted	20	QPSK 1_0	18900/1880	1:1	0.207	-0.11	23.53	24.50	1.250	0.259	22.9
Head Test Data(50%RB)											
Left cheek	20	QPSK 50_0	18900/1880	1:1	0.249	0.02	22.55	23.50	1.245	0.310	22.9
Left tilted	20	QPSK 50_0	18900/1880	1:1	0.194	0.04	22.55	23.50	1.245	0.241	22.9
Right cheek	20	QPSK 50_0	18900/1880	1:1	0.193	0.03	22.55	23.50	1.245	0.240	22.9
Right tilted	20	QPSK 50_0	18900/1880	1:1	0.166	0.07	22.55	23.50	1.245	0.207	22.9
Body worn Test data(Separate 15mm 1RB)											
Front side	20	QPSK 1_0	18900/1880	1:1	0.246	0.05	22.79	23.00	1.050	0.258	22.9
Back side	20	QPSK 1_0	18900/1880	1:1	0.363	-0.16	22.79	23.00	1.050	0.381	22.9
Body worn Test data(Separate 15mm 50%RB)											
Front side	20	QPSK 50_0	18900/1880	1:1	0.257	0.02	22.55	23.00	1.109	0.285	22.9
Back side	20	QPSK 50_0	18900/1880	1:1	0.383	-0.04	22.55	23.00	1.109	0.425	22.9
Hotspot Test data(Separate 10mm 1RB)											
Front side	20	QPSK 1_0	18900/1880	1:1	0.327	0.05	21.03	22.00	1.250	0.409	22.9
Back side	20	QPSK 1_0	18900/1880	1:1	0.507	0.06	21.03	22.00	1.250	0.634	22.9
Left side	20	QPSK 1_0	18900/1880	1:1	0.211	0.04	21.03	22.00	1.250	0.264	22.9
Right side	20	QPSK 1_0	18900/1880	1:1	0.080	0.01	21.03	22.00	1.250	0.100	22.9
Bottom side	20	QPSK 1_0	18900/1880	1:1	0.815	0.02	21.03	22.00	1.250	1.019	22.9
Bottom side	20	QPSK 1_0	18700/1860	1:1	0.823	0.08	20.91	22.00	1.285	1.058	22.9
Bottom side	20	QPSK 1_0	19100/1900	1:1	0.753	-0.12	20.84	22.00	1.306	0.984	22.9
Hotspot Test data(Separate 10mm 50%RB)											
Front side	20	QPSK 50_0	18900/1880	1:1	0.342	0.11	20.83	22.00	1.309	0.448	22.9
Back side	20	QPSK 50_0	18900/1880	1:1	0.530	0.02	20.83	22.00	1.309	0.694	22.9
Left side	20	QPSK 50_0	18900/1880	1:1	0.222	-0.12	20.83	22.00	1.309	0.291	22.9
Right side	20	QPSK 50_0	18900/1880	1:1	0.099	0.05	20.83	22.00	1.309	0.130	22.9
Bottom side	20	QPSK 50_0	18900/1880	1:1	0.855	0.06	20.83	22.00	1.309	1.119	22.9
Bottom side	20	QPSK 50_0	18700/1860	1:1	0.858	-0.16	20.80	22.00	1.318	1.131	22.9
Bottom side	20	QPSK 50_0	19100/1900	1:1	0.793	0.01	20.72	22.00	1.343	1.065	22.9
Hotspot Test data(Separate 10mm 100%RB)											
Bottom side	20	QPSK 100_0	18700/1860	1:1	0.826	0.03	20.75	22.00	1.334	1.101	22.9
Hotspot Test data(Separate 0mm 1RB)											
Bottom side	20	QPSK 1_0	18900/1880	1:1	2.450	0.01	22.79	23.00	1.050	2.571	22.9
Bottom side	20	QPSK 1_0	18700/1860	1:1	2.560	0.02	22.41	23.00	1.146	2.933	22.9
Bottom side	20	QPSK 1_0	19100/1900	1:1	2.340	0.08	22.60	23.00	1.096	2.566	22.9



Unless otherwise agreed in writing, this document is issued by the Company subject to its General Conditions of Service printed overleaf, available on request or accessible at <http://www.sgs.com/en/Terms-and-Conditions.aspx> and, for electronic format documents, subject to Terms and Conditions for Electronic Documents at <http://www.sgs.com/en/Terms-and-Conditions/Terms-Document.aspx>. Attention is drawn to the limitation of liability, indemnification and jurisdiction issues defined therein. Any holder of this document is advised that information contained hereon reflects the Company's findings at the time of its intervention only and within the limits of Client's instructions, if any. The Company's sole responsibility is to its Client and this document does not exonerate parties to a transaction from exercising all their rights and obligations under the transaction documents. This document cannot be reproduced except in full, without prior written approval of the Company. Any unauthorized alteration, forgery or falsification of the content or appearance of this document is unlawful and offenders may be prosecuted to the fullest extent of the law. Unless otherwise stated the results shown in this test report refer only to the sample(s) tested and such sample(s) are retained for 30 days only.

Attention: To check the authenticity of testing/inspection report & certificate, please contact us at telephone: (86-755) 8307 1443, or email: CN.Doccheck@sgs.com

South of No. 6 Plant, No. 1, Runsheng Road, Suzhou Industrial Park, Suzhou Area, China (Jiangsu) Pilot Free Trade Zone 215000 t (86-512) 62992980 www.sgsgroup.com.cn
中国·苏州·中国(江苏)自由贸易试验区苏州片区苏州工业园区润胜路1号的6号厂房南楼 邮编: 215000 t (86-512) 62992980 sgs.china@sgs.com

Hotspot Test data(Separate 0mm 50RB)											
Bottom side	20	QPSK 50_0	18900/1880	1:1	2.660	0.02	22.55	23.00	1.109	2.950	22.9
Bottom side-Repeat SAR	20	QPSK 50_0	18900/1880	1:1	2.620	0.09	22.55	23.00	1.109	2.906	22.9
Bottom side	20	QPSK 50_0	18700/1860	1:1	2.560	-0.01	22.26	23.00	1.186	3.036	22.9
Bottom side	20	QPSK 50_0	19100/1900	1:1	2.470	0.09	22.42	23.00	1.143	2.823	22.9
Hotspot Test data(Separate 0mm 100RB)											
Bottom side	20	QPSK 100_0	18700/1860	1:1	2.550	0.03	22.36	23.00	1.159	2.955	22.9

Table 14: SAR of LTE band 2 for Head and Body.

Test Position	Channel/ Frequency (MHz)	Measured SAR (1g)	1 st Repeated	Ratio	2 nd Repeated	3 rd Repeated
			SAR (1g)		SAR (1g)	SAR (1g)
Bottom side	18900/1880	2.66	2.62	1.0153	N/A	N/A

- Note: 1) When the original highest measured SAR is ≥ 0.80 W/kg, the measurement was repeated once.
 2) A second repeated measurement was performed only if the ratio of largest to smallest SAR for the original and first repeated measurements was > 1.20 or when the original or repeated measurement was ≥ 1.45 W/kg (~ 10% from the 1-g SAR limit).
 3) A third repeated measurement was performed only if the original, first or second repeated measurement was ≥ 1.5 W/kg and the ratio of largest to smallest SAR for the original, first and second repeated measurements is > 1.20 .
 4) Repeated measurements are not required when the original highest measured SAR is < 0.80 W/kg



Unless otherwise agreed in writing, this document is issued by the Company subject to its General Conditions of Service printed overleaf, available on request or accessible at <http://www.sgs.com/en/Terms-and-Conditions.aspx> and, for electronic format documents, subject to Terms and Conditions for Electronic Documents at <http://www.sgs.com/en/Terms-and-Conditions/Terms-e-Documents.aspx>. Attention is drawn to the limitation of liability, indemnification and jurisdiction issues defined therein. Any holder of this document is advised that information contained hereon reflects the Company's findings at the time of its intervention only and within the limits of Client's instructions, if any. The Company's sole responsibility is to its Client and this document does not exonerate parties to a transaction from exercising all their rights and obligations under the transaction documents. This document cannot be reproduced except in full, without prior written approval of the Company. Any unauthorized alteration, forgery or falsification of the content or appearance of this document is unlawful and offenders may be prosecuted to the fullest extent of the law. Unless otherwise stated the results shown in this test report refer only to the sample(s) tested and such sample(s) are retained for 30 days only.
 Attention: To check the authenticity of testing /inspection report & certificate, please contact us at telephone: (86-755) 8307 1443, or email: CN.Doccheck@sgs.com

South of No. 6 Plant, No. 1, Runsheng Road, Suzhou Industrial Park, Suzhou Area, China (Jiangsu) Pilot Free Trade Zone 215000 t (86-512) 62992980 www.sgs.com.cn
 中国·苏州·中国(江苏)自由贸易试验区苏州片区苏州工业园区润胜路1号的6号厂房南面 邮编: 215000 t (86-512) 62992980 sgs.china@sgs.com

8.2.5 SAR Result of LTE Band 5

Test position	BW.	Test mode	Test ch./Freq.	Duty Cycle	SAR (W/kg) 1-g	Power drift (dB)	Conducted Power(dBm)	Tune up Limit(dBm)	Scaled factor	Scaled SAR 1-g (W/kg)	Liquid Temp.(°C)
Head Test Data(1RB)											
Left cheek	10	QPSK 1_0	20525/836.5	1:1	0.343	0.10	24.12	25.00	1.225	0.420	22.6
Left tilted	10	QPSK 1_0	20525/836.5	1:1	0.213	-0.04	24.12	25.00	1.225	0.261	22.6
Right cheek	10	QPSK 1_0	20525/836.5	1:1	0.320	0.02	24.12	25.00	1.225	0.392	22.6
Right tilted	10	QPSK 1_0	20525/836.5	1:1	0.185	0.08	24.12	25.00	1.225	0.227	22.6
Head Test Data(50%RB)											
Left cheek	10	QPSK 25_0	20525/836.5	1:1	0.303	0.06	23.05	24.00	1.245	0.377	22.6
Left tilted	10	QPSK 25_0	20525/836.5	1:1	0.176	0.01	23.05	24.00	1.245	0.219	22.6
Right cheek	10	QPSK 25_0	20525/836.5	1:1	0.259	0.08	23.05	24.00	1.245	0.322	22.6
Right tilted	10	QPSK 25_0	20525/836.5	1:1	0.140	0.04	23.05	24.00	1.245	0.174	22.6
Body worn Test data(Separate 15mm 1RB)											
Front side	10	QPSK 1_0	20525/836.5	1:1	0.345	-0.01	24.12	25.00	1.225	0.422	22.6
Back side	10	QPSK 1_0	20525/836.5	1:1	0.480	-0.19	24.12	25.00	1.225	0.588	22.6
Body worn Test data(Separate 15mm 50%RB)											
Front side	10	QPSK 25_0	20525/836.5	1:1	0.300	0.02	23.05	24.00	1.245	0.373	22.6
Back side	10	QPSK 25_0	20525/836.5	1:1	0.436	0.08	23.05	24.00	1.245	0.543	22.6
Hotspot Test data(Separate 10mm 1RB)											
Front side	10	QPSK 1_0	20525/836.5	1:1	0.356	0.06	24.12	25.00	1.225	0.436	22.6
Back side	10	QPSK 1_0	20525/836.5	1:1	0.567	-0.15	24.12	25.00	1.225	0.694	22.6
Left side	10	QPSK 1_0	20525/836.5	1:1	0.303	0.02	24.12	25.00	1.225	0.371	22.6
Rightt side	10	QPSK 1_0	20525/836.5	1:1	0.314	0.07	24.12	25.00	1.225	0.385	22.6
Bottom side	10	QPSK 1_0	20525/836.5	1:1	0.063	0.02	24.12	25.00	1.225	0.077	22.6
Hotspot Test data(Separate 10mm 50%RB)											
Front side	10	QPSK 25_0	20525/836.5	1:1	0.318	0.03	23.05	24.00	1.245	0.396	22.6
Back side	10	QPSK 25_0	20525/836.5	1:1	0.464	0.08	23.05	24.00	1.245	0.577	22.6
Left side	10	QPSK 25_0	20525/836.5	1:1	0.252	-0.04	23.05	24.00	1.245	0.314	22.6
Rightt side	10	QPSK 25_0	20525/836.5	1:1	0.247	0.01	23.05	24.00	1.245	0.307	22.6
Bottom side	10	QPSK 25_0	20525/836.5	1:1	0.049	0.08	23.05	24.00	1.245	0.061	22.6

Table 15: SAR of LTE band 5 for Head and Body.



Unless otherwise agreed in writing, this document is issued by the Company subject to its General Conditions of Service printed overleaf, available on request or accessible at <http://www.sgs.com/en/Terms-and-Conditions.aspx> and, for electronic format documents, subject to Terms and Conditions for Electronic Documents at <http://www.sgs.com/en/Terms-and-Conditions/Terms-e-Documents.aspx>. Attention is drawn to the limitation of liability, indemnification and jurisdiction issues defined therein. Any holder of this document is advised that information contained hereon reflects the Company's findings at the time of its intervention only and within the limits of Client's instructions, if any. The Company's sole responsibility is to its Client and this document does not exonerate parties to a transaction from exercising all their rights and obligations under the transaction documents. This document cannot be reproduced except in full, without prior written approval of the Company. Any unauthorized alteration, forgery or falsification of the content or appearance of this document is unlawful and offenders may be prosecuted to the fullest extent of the law. Unless otherwise stated the results shown in this test report refer only to the sample(s) tested and such sample(s) are retained for 30 days only.

Attention: To check the authenticity of testing /inspection report & certificate, please contact us at telephone: (86-755) 8307 1443, or email: CN.Doccheck@sgs.com

South of No. 6 Plant, No. 1, Runsheng Road, Suzhou Industrial Park, Suzhou Area, China (Jiangsu) Pilot Free Trade Zone 215000 t (86-512) 62992980 www.sgs.com.cn
中国·苏州·中国(江苏)自由贸易试验区苏州片区苏州工业园区润胜路1号的6号厂房南座 邮编: 215000 t (86-512) 62992980 sgs.china@sgs.com

8.2.6 SAR Result of LTE Band 7

Test position	BW	Test mode	Test ch./Freq.	Duty Cycle	SAR (W/kg) 1-g	Power drift (dB)	Conducted Power(dBm)	Tune up Limit(dBm)	Scale d factor	Scaled SAR 1-g (W/kg)	Liquid Temp.(°C)
Head Test Data(1RB)											
Left cheek	20	QPSK 1_0	21100/2535	1:1	0.085	-0.11	22.74	24.00	1.337	0.114	23.1
Left tilted	20	QPSK 1_0	21100/2535	1:1	0.063	0.08	22.74	24.00	1.337	0.084	23.1
Right cheek	20	QPSK 1_0	21100/2535	1:1	0.142	-0.02	22.74	24.00	1.337	0.190	23.1
Right tilted	20	QPSK 1_0	21100/2535	1:1	0.038	0.02	22.74	24.00	1.337	0.051	23.1
Head Test Data(50%RB)											
Left cheek	20	QPSK 50_0	21100/2535	1:1	0.073	0.03	21.54	23.00	1.400	0.102	23.1
Left tilted	20	QPSK 50_0	21100/2535	1:1	0.052	0.07	21.54	23.00	1.400	0.073	23.1
Right cheek	20	QPSK 50_0	21100/2535	1:1	0.121	0.02	21.54	23.00	1.400	0.169	23.1
Right tilted	20	QPSK 50_0	21100/2535	1:1	0.016	0.09	21.54	23.00	1.400	0.022	23.1
Body worn Test data(Separate 15mm 1RB)											
Front side	20	QPSK 1_0	21100/2535	1:1	0.176	0.02	19.39	20.00	1.151	0.203	23.1
Back side	20	QPSK 1_0	21100/2535	1:1	0.552	-0.16	19.39	20.00	1.151	0.635	23.1
Body worn Test data(Separate 15mm 50%RB)											
Front side	20	QPSK 50_0	21100/2535	1:1	0.180	0.02	19.30	20.00	1.175	0.211	23.1
Back side	20	QPSK 50_0	21100/2535	1:1	0.600	0.01	19.30	20.00	1.175	0.705	23.1
Hotspot Test data(Separate 10mm 1RB)											
Front side	20	QPSK 1_0	21100/2535	1:1	0.189	-0.15	17.00	18.00	1.259	0.238	23.1
Back side	20	QPSK 1_0	21100/2535	1:1	0.867	0.04	17.00	18.00	1.259	1.091	23.1
Back side	20	QPSK 1_0	20850/2510	1:1	0.874	0.12	16.91	18.00	1.285	1.123	23.1
Back side	20	QPSK 1_0	21350/2560	1:1	0.775	0.04	16.74	18.00	1.337	1.036	23.1
Left side	20	QPSK 1_0	21100/2535	1:1	0.056	0.07	17.00	18.00	1.259	0.070	23.1
Right side	20	QPSK 1_0	21100/2535	1:1	0.053	0.03	17.00	18.00	1.259	0.067	23.1
Bottom side	20	QPSK 1_0	21100/2535	1:1	0.724	0.02	17.00	18.00	1.259	0.911	23.1
Bottom side	20	QPSK 1_0	20850/2510	1:1	0.743	0.01	16.91	18.00	1.285	0.955	23.1
Bottom side	20	QPSK 1_0	21350/2560	1:1	0.616	0.06	16.74	18.00	1.337	0.823	23.1
Hotspot Test data(Separate 10mm 50%RB)											
Front side	20	QPSK 50_0	21100/2535	1:1	0.200	0.02	16.89	18.00	1.291	0.258	23.1
Back side	20	QPSK 50_0	21100/2535	1:1	0.860	0.08	16.89	18.00	1.291	1.110	23.1
Back side	20	QPSK 50_0	20850/2510	1:1	0.900	0.08	16.85	18.00	1.303	1.173	23.1
Back side-Repeat SAR	20	QPSK 50_0	20850/2510	1:1	0.894	0.04	16.85	18.00	1.303	1.165	23.1
Back side	20	QPSK 50_0	21350/2560	1:1	0.755	0.01	16.60	18.00	1.380	1.042	23.1
Left side	20	QPSK 50_0	21100/2535	1:1	0.072	0.08	16.89	18.00	1.291	0.093	23.1
Right side	20	QPSK 50_0	21100/2535	1:1	0.065	0.09	16.89	18.00	1.291	0.084	23.1
Bottom side	20	QPSK 50_0	21100/2535	1:1	0.745	-0.14	16.89	18.00	1.291	0.962	23.1
Bottom side	20	QPSK 50_0	20850/2510	1:1	0.792	0.01	16.85	18.00	1.303	1.032	23.1
Bottom side	20	QPSK 50_0	21350/2560	1:1	0.665	0.08	16.60	18.00	1.380	0.918	23.1
Hotspot Test data(Separate 10mm 100%RB)											
Back side	20	QPSK 100_0	20850/2510	1:1	0.871	0.02	16.79	18.00	1.321	1.151	23.1



Unless otherwise agreed in writing, this document is issued by the Company subject to its General Conditions of Service printed overleaf, available on request or accessible at <http://www.sgs.com/en/Terms-and-Conditions.aspx> and, for electronic format documents, subject to Terms and Conditions for Electronic Documents at <http://www.sgs.com/en/Terms-and-Conditions/Terms-e-Documents.aspx>. Attention is drawn to the limitation of liability, indemnification and jurisdiction issues defined therein. Any holder of this document is advised that information contained hereon reflects the Company's findings at the time of its intervention only and within the limits of Client's instructions, if any. The Company's sole responsibility is to its Client and this document does not exonerate parties to a transaction from exercising all their rights and obligations under the transaction documents. This document cannot be reproduced except in full, without prior written approval of the Company. Any unauthorized alteration, forgery or falsification of the content or appearance of this document is unlawful and offenders may be prosecuted to the fullest extent of the law. Unless otherwise stated the results shown in this test report refer only to the sample(s) tested and such sample(s) are retained for 30 days only.

Attention: To check the authenticity of testing /inspection report & certificate, please contact us at telephone: (86-755) 8307 1443, or email: CN.Doccheck@sgs.com

South of No. 6 Plant, No. 1, Runsheng Road, Suzhou Industrial Park, Suzhou Area, China (Jiangsu) Pilot Free Trade Zone 215000 t (86-512) 62992980 www.sgs.com.cn
中国·苏州·中国(江苏)自由贸易试验区苏州片区苏州工业园区润胜路1号的6号厂房南楼 邮编: 215000 t (86-512) 62992980 sgs.china@sgs.com



Test position	BW	Test mode	Test Ch./Freq.	Duty Cycle	SAR (W/kg)10-g	Power Drift(dB)	Conducted power(dBm)	Tune up Limit(dBm)	Scale factor	Scaled 10-g SAR(W/kg)	Liquid Temp.
Bottom side	20	QPSK 100_0	20850/2510	1:1	0.776	0.08	16.79	18.00	1.321	1.025	23.1
Product specific 10g SAR Test data(Separate 0mm 1RB)											
Back side	20	QPSK 1_0	21100/2535	1:1	2.160	0.12	19.39	20.00	1.151	2.486	23.1
Back side	20	QPSK 1_0	20850/2510	1:1	2.520	0.03	19.31	20.00	1.172	2.954	23.1
Back side	20	QPSK 1_0	21350/2560	1:1	2.040	0.01	19.16	20.00	1.213	2.475	23.1
Bottom side	20	QPSK 1_0	21100/2535	1:1	2.170	0.08	19.39	20.00	1.151	2.497	23.1
Bottom side	20	QPSK 1_0	20850/2510	1:1	2.560	0.02	19.31	20.00	1.172	3.001	23.1
Bottom side	20	QPSK 1_0	21350/2560	1:1	2.070	0.01	19.16	20.00	1.213	2.512	23.1
Product specific 10g SAR Test data (Separate 0mm 50%RB)											
Back side	20	QPSK 50_0	21100/2535	1:1	2.280	-0.15	19.30	20.00	1.175	2.679	23.1
Back side	20	QPSK 50_0	20850/2510	1:1	2.650	-0.01	19.25	20.00	1.189	3.150	23.1
Back side	20	QPSK 50_0	21350/2560	1:1	2.150	0.01	19.05	20.00	1.245	2.676	23.1
Bottom side	20	QPSK 50_0	21100/2535	1:1	2.280	0.05	19.30	20.00	1.175	2.679	23.1
Bottom side	20	QPSK 50_0	20850/2510	1:1	2.660	-0.03	19.25	20.00	1.189	3.161	23.1
Bottom side-Repeat SAR	20	QPSK 50_0	20850/2510	1:1	2.620	0.08	19.25	20.00	1.189	3.114	23.1
Bottom side	20	QPSK 50_0	21350/2560	1:1	2.160	0.03	19.05	20.00	1.245	2.688	23.1
Product specific 10g SAR Test data (Separate 0mm 100%RB)											
Back side	20	QPSK 100_0	20850/2510	1:1	2.510	0.01	19.05	20.00	1.245	3.124	23.1
Bottom side	20	QPSK 100_0	20850/2510	1:1	2.530	0.08	19.05	20.00	1.245	3.149	23.1

Table 16: SAR of LTE band 7 for Head and Body.

Test Position	Channel/Frequency (MHz)	Measured SAR (1g)	1 st Repeated	Ratio	2 nd Repeated	3 rd Repeated
			SAR (1g)		SAR (1g)	SAR (1g)
Back side	20850/2510	0.9	0.894	1.007	N/A	N/A

- Note: 1) When the original highest measured SAR is ≥ 0.80 W/kg, the measurement was repeated once.
 2) A second repeated measurement was performed only if the ratio of largest to smallest SAR for the original and first repeated measurements was > 1.20 or when the original or repeated measurement was ≥ 1.45 W/kg (~ 10% from the 1-g SAR limit).
 3) A third repeated measurement was performed only if the original, first or second repeated measurement was ≥ 1.5 W/kg and the ratio of largest to smallest SAR for the original, first and second repeated measurements is > 1.20 .
 4) Repeated measurements are not required when the original highest measured SAR is < 0.80 W/kg

Test Position	Channel/Frequency (MHz)	Measured SAR (10g)	1 st Repeated	Ratio	2 nd Repeated	3 rd Repeated
			SAR (10g)		SAR (10g)	SAR (10g)
Bottom side	20850/2510	2.66	2.62	1.015	N/A	N/A

- Note: 1) When the original highest measured SAR is ≥ 2.00 W/kg, the measurement was repeated once.
 2) A second repeated measurement was performed only if the ratio of largest to smallest SAR for the original and first repeated measurements was > 3 or when the original or repeated measurement was ≥ 3.625 W/kg (~ 10% from the 10-g SAR limit).
 3) A third repeated measurement was performed only if the original, first or second repeated measurement was ≥ 3.75 W/kg and the ratio of largest to smallest SAR for the original, first and second repeated measurements is > 3.00 W/Kg.
 4) Repeated measurements are not required when the original highest measured SAR is < 2.00 W/kg



Unless otherwise agreed in writing, this document is issued by the Company subject to its General Conditions of Service printed overleaf, available on request or accessible at <http://www.sgs.com/en/Terms-and-Conditions.aspx> and, for electronic format documents, subject to Terms and Conditions for Electronic Documents at <http://www.sgs.com/en/Terms-and-Conditions/Terms-e-Documents.aspx>. Attention is drawn to the limitation of liability, indemnification and jurisdiction issues defined therein. Any holder of this document is advised that information contained hereon reflects the Company's findings at the time of its intervention only and within the limits of Client's instructions, if any. The Company's sole responsibility is to its Client and this document does not exonerate parties to a transaction from exercising all their rights and obligations under the transaction documents. This document cannot be reproduced except in full, without prior written approval of the Company. Any unauthorized alteration, forgery or falsification of the content or appearance of this document is unlawful and offenders may be prosecuted to the fullest extent of the law. Unless otherwise stated the results shown in this test report refer only to the sample(s) tested and such sample(s) are retained for 30 days only.
Attention: To check the authenticity of testing /inspection report & certificate, please contact us at telephone: (86-755) 8307 1443, or email: CN.Doccheck@sgs.com
 South of No. 6 Plant, No. 1, Runsheng Road, Suzhou Industrial Park, Suzhou Area, China (Jiangsu) Pilot Free Trade Zone 215000 t (86-512) 62992980 www.sgs.com.cn
 中国·苏州·中国(江苏)自由贸易试验区苏州片区苏州工业园区润胜路1号的6号厂房南楼 邮编: 215000 t (86-512) 62992980 sgs.china@sgs.com

8.2.7 SAR Result of LTE Band 12

Test position	BW.	Test mode	Test ch./Freq.	Duty Cycle	SAR (W/kg) 1-g	Power drift (dB)	Conducted Power(dBm)	Tune up Limit(dBm)	Scaled factor	Scaled SAR 1-g (W/kg)	Liquid Temp.(°C)
Head Test Data(1RB)											
Left cheek	10	QPSK 1_0	23095/707.5	1:1	0.211	-0.04	23.74	25.00	1.337	0.282	22.6
Left tilted	10	QPSK 1_0	23095/707.5	1:1	0.131	0.02	23.74	25.00	1.337	0.175	22.6
Right cheek	10	QPSK 1_0	23095/707.5	1:1	0.237	0.11	23.74	25.00	1.337	0.317	22.6
Right tilted	10	QPSK 1_0	23095/707.5	1:1	0.139	0.09	23.74	25.00	1.337	0.186	22.6
Head Test Data(50%RB)											
Left cheek	10	QPSK 25_0	23095/707.5	1:1	0.182	0.02	22.70	24.00	1.349	0.246	22.6
Left tilted	10	QPSK 25_0	23095/707.5	1:1	0.104	0.09	22.70	24.00	1.349	0.140	22.6
Right cheek	10	QPSK 25_0	23095/707.5	1:1	0.207	0.04	22.70	24.00	1.349	0.279	22.6
Right tilted	10	QPSK 25_0	23095/707.5	1:1	0.111	0.02	22.70	24.00	1.349	0.150	22.6
Body worn Test data(Separate 15mm 1RB)											
Front side	10	QPSK 1_0	23095/707.5	1:1	0.244	0.03	23.74	25.00	1.337	0.326	22.6
Back side	10	QPSK 1_0	23095/707.5	1:1	0.417	-0.06	23.74	25.00	1.337	0.557	22.6
Body worn Test data(Separate 15mm 50%RB)											
Front side	10	QPSK 25_0	23095/707.5	1:1	0.227	0.04	22.70	24.00	1.349	0.306	22.6
Back side	10	QPSK 25_0	23095/707.5	1:1	0.403	0.08	22.70	24.00	1.349	0.544	22.6
Hotspot Test data(Separate 10mm 1RB)											
Front side	10	QPSK 1_0	23095/707.5	1:1	0.279	0.02	23.74	25.00	1.337	0.373	22.6
Back side	10	QPSK 1_0	23095/707.5	1:1	0.518	-0.01	23.74	25.00	1.337	0.692	22.6
Left side	10	QPSK 1_0	23095/707.5	1:1	0.102	0.09	23.74	25.00	1.337	0.136	22.6
Right side	10	QPSK 1_0	23095/707.5	1:1	0.142	-0.11	23.74	25.00	1.337	0.190	22.6
Bottom side	10	QPSK 1_0	23095/707.5	1:1	0.045	0.04	23.74	25.00	1.337	0.060	22.6
Hotspot Test data(Separate 10mm 50%RB)											
Front side	10	QPSK 25_0	23095/707.5	1:1	0.241	0.08	22.70	24.00	1.349	0.325	22.6
Back side	10	QPSK 25_0	23095/707.5	1:1	0.439	0.01	22.70	24.00	1.349	0.592	22.6
Left side	10	QPSK 25_0	23095/707.5	1:1	0.087	0.02	22.70	24.00	1.349	0.117	22.6
Right side	10	QPSK 25_0	23095/707.5	1:1	0.124	0.04	22.70	24.00	1.349	0.167	22.6
Bottom side	10	QPSK 25_0	23095/707.5	1:1	0.037	0.04	22.70	24.00	1.349	0.050	22.6

Table 17: SAR of LTE band 12 for Head and Body.



Unless otherwise agreed in writing, this document is issued by the Company subject to its General Conditions of Service printed overleaf, available on request or accessible at <http://www.sgs.com/en/Terms-and-Conditions.aspx> and, for electronic format documents, subject to Terms and Conditions for Electronic Documents at <http://www.sgs.com/en/Terms-and-Conditions/Terms-e-Documents.aspx>. Attention is drawn to the limitation of liability, indemnification and jurisdiction issues defined therein. Any holder of this document is advised that information contained hereon reflects the Company's findings at the time of its intervention only and within the limits of Client's instructions, if any. The Company's sole responsibility is to its Client and this document does not exonerate parties to a transaction from exercising all their rights and obligations under the transaction documents. This document cannot be reproduced except in full, without prior written approval of the Company. Any unauthorized alteration, forgery or falsification of the content or appearance of this document is unlawful and offenders may be prosecuted to the fullest extent of the law. Unless otherwise stated the results shown in this test report refer only to the sample(s) tested and such sample(s) are retained for 30 days only.

Attention: To check the authenticity of testing /inspection report & certificate, please contact us at telephone: (86-755) 8307 1443, or email: CN.Doccheck@sgs.com

South of No. 6 Plant, No. 1, Runsheng Road, Suzhou Industrial Park, Suzhou Area, China (Jiangsu) Pilot Free Trade Zone 215000 t (86-512) 62992980 www.sgs.com.cn
中国·苏州·中国(江苏)自由贸易试验区苏州片区苏州工业园区润胜路1号的6号厂房南楼 邮编: 215000 t (86-512) 62992980 sgs.china@sgs.com

8.2.8 SAR Result of LTE Band 14

Test position	BW.	Test mode	Test ch./Freq.	Duty Cycle	SAR (W/kg) 1-g	Power drift (dB)	Conducted Power(dBm)	Tune up Limit(dBm)	Scaled factor	Scaled SAR 1-g (W/kg)	Liquid Temp.(°C)
Head Test Data(1RB)											
Left cheek	10	QPSK 1_0	23330/793	1:1	0.347	-0.11	24.08	25.00	1.236	0.429	22.6
Left tilted	10	QPSK 1_0	23330/793	1:1	0.184	0.06	24.08	25.00	1.236	0.227	22.6
Right cheek	10	QPSK 1_0	23330/793	1:1	0.363	-0.05	24.08	25.00	1.236	0.449	22.6
Right tilted	10	QPSK 1_0	23330/793	1:1	0.228	0.07	24.08	25.00	1.236	0.282	22.6
Head Test Data(50%RB)											
Left cheek	10	QPSK 25_0	23330/793	1:1	0.283	-0.12	23.01	24.00	1.256	0.355	22.6
Left tilted	10	QPSK 25_0	23330/793	1:1	0.138	0.01	23.01	24.00	1.256	0.173	22.6
Right cheek	10	QPSK 25_0	23330/793	1:1	0.290	0.07	23.01	24.00	1.256	0.364	22.6
Right tilted	10	QPSK 25_0	23330/793	1:1	0.186	-0.11	23.01	24.00	1.256	0.234	22.6
Body worn Test data(Separate 15mm 1RB)											
Front side	10	QPSK 1_0	23330/793	1:1	0.393	0.03	24.08	25.00	1.236	0.486	22.6
Back side	10	QPSK 1_0	23330/793	1:1	0.601	-0.06	24.08	25.00	1.236	0.743	22.6
Body worn Test data(Separate 15mm 50%RB)											
Front side	10	QPSK 25_0	23330/793	1:1	0.291	0.02	23.01	24.00	1.256	0.366	22.6
Back side	10	QPSK 25_0	23330/793	1:1	0.482	0.07	23.01	24.00	1.256	0.605	22.6
Hotspot Test data(Separate 10mm 1RB)											
Front side	10	QPSK 1_0	23330/793	1:1	0.401	0.03	24.08	25.00	1.236	0.496	22.6
Back side	10	QPSK 1_0	23330/793	1:1	0.681	-0.08	24.08	25.00	1.236	0.842	22.6
Left side	10	QPSK 1_0	23330/793	1:1	0.091	0.04	24.08	25.00	1.236	0.112	22.6
Right side	10	QPSK 1_0	23330/793	1:1	0.146	0.06	24.08	25.00	1.236	0.180	22.6
Bottom side	10	QPSK 1_0	23330/793	1:1	0.078	-0.11	24.08	25.00	1.236	0.096	22.6
Hotspot Test data(Separate 10mm 50%RB)											
Front side	10	QPSK 25_0	23330/793	1:1	0.310	0.02	23.01	24.00	1.256	0.389	22.6
Back side	10	QPSK 25_0	23330/793	1:1	0.499	0.07	23.01	24.00	1.256	0.627	22.6
Left side	10	QPSK 25_0	23330/793	1:1	0.048	-0.16	23.01	24.00	1.256	0.060	22.6
Right side	10	QPSK 25_0	23330/793	1:1	0.097	0.05	23.01	24.00	1.256	0.122	22.6
Bottom side	10	QPSK 25_0	23330/793	1:1	0.033	0.04	23.01	24.00	1.256	0.041	22.6
Hotspot Test data(Separate 10mm 100%RB)											
Back side	10	QPSK 50_0	23330/793	1:1	0.458	0.05	22.75	24.00	1.334	0.611	22.6

Table 18: SAR of LTE band 14 for Head and Body.



Unless otherwise agreed in writing, this document is issued by the Company subject to its General Conditions of Service printed overleaf, available on request or accessible at <http://www.sgs.com/en/Terms-and-Conditions.aspx> and, for electronic format documents, subject to Terms and Conditions for Electronic Documents at <http://www.sgs.com/en/Terms-and-Conditions/Terms-e-Documents.aspx>. Attention is drawn to the limitation of liability, indemnification and jurisdiction issues defined therein. Any holder of this document is advised that information contained hereon reflects the Company's findings at the time of its intervention only and within the limits of Client's instructions, if any. The Company's sole responsibility is to its Client and this document does not exonerate parties to a transaction from exercising all their rights and obligations under the transaction documents. This document cannot be reproduced except in full, without prior written approval of the Company. Any unauthorized alteration, forgery or falsification of the content or appearance of this document is unlawful and offenders may be prosecuted to the fullest extent of the law. Unless otherwise stated the results shown in this test report refer only to the sample(s) tested and such sample(s) are retained for 30 days only.

Attention: To check the authenticity of testing /inspection report & certificate, please contact us at telephone: (86-755) 8307 1443, or email: CN.Doccheck@sgs.com

South of No. 6 Plant, No. 1, Runsheng Road, Suzhou Industrial Park, Suzhou Area, China (Jiangsu) Pilot Free Trade Zone 215000
中国·苏州·中国(江苏)自由贸易试验区苏州片区苏州工业园区润胜路1号的6号厂房南面 邮编: 215000

t (86-512) 62992980 www.sgs.com.cn
t (86-512) 62992980 sgs.china@sgs.com

8.2.9 SAR Result of LTE Band 30

Test position	BW.	Test mode	Test ch./Freq.	Duty Cycle	SAR (W/kg) 1-g	Power drift (dB)	Conducted Power(dBm)	Tune up Limit(dBm)	Scaled factor	Scaled SAR 1-g (W/kg)	Liquid Temp.(°C)
Head Test Data(1RB)											
Left cheek	10	QPSK 1_0	27710/2310	1:1	0.244	0.09	23.32	24.00	1.169	0.285	22.8
Left tilted	10	QPSK 1_0	27710/2310	1:1	0.158	-0.04	23.32	24.00	1.169	0.185	22.8
Right cheek	10	QPSK 1_0	27710/2310	1:1	0.175	0.02	23.32	24.00	1.169	0.205	22.8
Right tilted	10	QPSK 1_0	27710/2310	1:1	0.173	0.03	23.32	24.00	1.169	0.202	22.8
Head Test Data(50%RB)											
Left cheek	10	QPSK 25_0	27710/2310	1:1	0.219	0.04	22.18	23.00	1.208	0.265	22.8
Left tilted	10	QPSK 25_0	27710/2310	1:1	0.122	0.08	22.18	23.00	1.208	0.147	22.8
Right cheek	10	QPSK 25_0	27710/2310	1:1	0.149	0.09	22.18	23.00	1.208	0.180	22.8
Right tilted	10	QPSK 25_0	27710/2310	1:1	0.146	-0.04	22.18	23.00	1.208	0.176	22.8
Body worn Test data(Separate 15mm 1RB)											
Front side	10	QPSK 1_0	27710/2310	1:1	0.173	0.01	20.85	21.50	1.161	0.201	22.8
Back side	10	QPSK 1_0	27710/2310	1:1	0.496	0.08	20.85	21.50	1.161	0.576	22.8
Body worn Test data(Separate 15mm 50%RB)											
Front side	10	QPSK 25_0	27710/2310	1:1	0.208	0.07	20.69	21.50	1.205	0.251	22.8
Back side	10	QPSK 25_0	27710/2310	1:1	0.521	-0.07	20.69	21.50	1.205	0.628	22.8
Hotspot Test data(Separate 10mm 1RB)											
Front side	10	QPSK 1_0	27710/2310	1:1	0.284	0.03	20.85	21.50	1.161	0.330	22.8
Back side	10	QPSK 1_0	27710/2310	1:1	0.876	0.05	20.85	21.50	1.161	1.017	22.8
Left side	10	QPSK 1_0	27710/2310	1:1	0.101	0.04	20.85	21.50	1.161	0.117	22.8
Right side	10	QPSK 1_0	27710/2310	1:1	0.062	-0.04	20.85	21.50	1.161	0.072	22.8
Bottom side	10	QPSK 1_0	27710/2310	1:1	0.628	-0.16	20.85	21.50	1.161	0.729	22.8
Hotspot Test data(Separate 10mm 50%RB)											
Front side	10	QPSK 25_0	27710/2310	1:1	0.292	0.12	20.69	21.50	1.205	0.352	22.8
Back side	10	QPSK 25_0	27710/2310	1:1	0.908	-0.02	20.69	21.50	1.205	1.094	22.8
Back side-Repeat SAR	10	QPSK 25_0	27710/2310	1:1	0.903	0.07	20.69	21.50	1.205	1.088	22.8
Left side	10	QPSK 25_0	27710/2310	1:1	0.116	0.11	20.69	21.50	1.205	0.140	22.8
Right side	10	QPSK 25_0	27710/2310	1:1	0.079	0.08	20.69	21.50	1.205	0.095	22.8
Bottom side	10	QPSK 25_0	27710/2310	1:1	0.649	0.04	20.69	21.50	1.205	0.782	22.8
Hotspot Test data(Separate 10mm 100%RB)											
Back side	10	QPSK 50_0	27710/2310	1:1	0.886	0.06	20.72	21.50	1.197	1.060	22.8

Table 19: SAR of LTE band 30 for Head and Body.

Test Position	Channel/ Frequency	Measured SAR (1g)	1 st Repeated	Ratio	2 nd Repeated	3 rd Repeated
	(MHz)		SAR (1g)		SAR (1g)	SAR (1g)
Back side	27710/2310	0.908	0.903	1.006	N/A	N/A

Note: 1) When the original highest measured SAR is ≥ 0.80 W/kg, the measurement was repeated once.

2) A second repeated measurement was performed only if the ratio of largest to smallest SAR for the original and first repeated measurements was > 1.20 or when the original or repeated measurement was ≥ 1.45 W/kg (~ 10% from the 1-g SAR limit).

3) A third repeated measurement was performed only if the original, first or second repeated measurement was ≥ 1.5 W/kg and the ratio of largest to smallest SAR for the original, first and second repeated measurements is > 1.20 .

4) Repeated measurements are not required when the original highest measured SAR is < 0.80 W/kg

4) Repeated measurements are not required when the original highest measured SAR is < 2.00 W/kg



8.2.10SAR Result of LTE Band 66

Test position	BW.	Test mode	Test ch./Freq.	Duty Cycle	SAR (W/kg) 1-g	Power drift (dB)	Conducted Power(dBm)	Tune up Limit(dBm)	Scaled factor	Scaled SAR 1-g (W/kg)	Liquid Temp.(°C)
Head Test Data(1RB)											
Left cheek	20	QPSK 1_0	132322/1745	1:1	0.191	-0.04	23.44	24.50	1.276	0.244	22.8
Left tilted	20	QPSK 1_0	132322/1745	1:1	0.131	0.02	23.44	24.50	1.276	0.167	22.8
Right cheek	20	QPSK 1_0	132322/1745	1:1	0.186	0.09	23.44	24.50	1.276	0.237	22.8
Right tilted	20	QPSK 1_0	132322/1745	1:1	0.172	0.04	23.44	24.50	1.276	0.220	22.8
Head Test Data(50%RB)											
Left cheek	20	QPSK 50_0	132322/1745	1:1	0.174	0.03	22.52	23.50	1.253	0.218	22.8
Left tilted	20	QPSK 50_0	132322/1745	1:1	0.105	0.05	22.52	23.50	1.253	0.132	22.8
Right cheek	20	QPSK 50_0	132322/1745	1:1	0.158	0.08	22.52	23.50	1.253	0.198	22.8
Right tilted	20	QPSK 50_0	132322/1745	1:1	0.149	-0.16	22.52	23.50	1.253	0.187	22.8
Body worn Test data(Separate 15mm 1RB)											
Front side	20	QPSK 1_0	132322/1745	1:1	0.272	0.02	21.14	22.00	1.219	0.332	22.8
Back side	20	QPSK 1_0	132322/1745	1:1	0.802	0.04	21.14	22.00	1.219	0.978	22.8
Back side	20	QPSK 1_0	132072/1720	1:1	0.952	-0.04	21.12	22.00	1.225	1.166	22.8
Back side-Repeat SAR	20	QPSK 1_0	132072/1720	1:1	0.947	0.01	21.12	22.00	1.225	1.160	22.8
Back side	20	QPSK 1_0	132572/1770	1:1	0.554	0.09	21.00	22.00	1.259	0.697	22.8
Body worn Test data(Separate 15mm 50%RB)											
Front side	20	QPSK 50_0	132322/1745	1:1	0.239	0.19	21.06	22.00	1.242	0.297	22.8
Back side	20	QPSK 50_0	132322/1745	1:1	0.749	0.04	21.06	22.00	1.242	0.930	22.8
Back side	20	QPSK 50_0	132072/1720	1:1	0.883	0.13	20.84	22.00	1.306	1.153	22.8
Back side	20	QPSK 50_0	132572/1770	1:1	0.506	0.02	21.01	22.00	1.256	0.636	22.8
Body worn Test data(Separate 15mm 100%RB)											
Back side	20	QPSK 100_0	132072/1720	1:1	0.871	0.07	20.87	22.00	1.297	1.130	22.8
Hotspot Test data(Separate 10mm 1RB)											
Front side	20	QPSK 1_0	132322/1745	1:1	0.297	0.01	18.21	19.00	1.199	0.356	22.8
Back side	20	QPSK 1_0	132322/1745	1:1	0.775	0.05	18.21	19.00	1.199	0.930	22.8
Back side	20	QPSK 1_0	132072/1720	1:1	0.957	-0.02	18.14	19.00	1.219	1.167	22.8
Back side	20	QPSK 1_0	132572/1770	1:1	0.705	0.05	18.11	19.00	1.227	0.865	22.8
Left side	20	QPSK 1_0	132322/1745	1:1	0.115	-0.07	18.21	19.00	1.199	0.138	22.8
Right side	20	QPSK 1_0	132322/1745	1:1	0.027	0.02	18.21	19.00	1.199	0.032	22.8
Bottom side	20	QPSK 1_0	132322/1745	1:1	0.965	0.07	18.21	19.00	1.199	1.158	22.8
Bottom side	20	QPSK 1_0	132072/1720	1:1	0.989	0.06	18.14	19.00	1.219	1.206	22.8
Bottom side	20	QPSK 1_0	132572/1770	1:1	0.784	0.02	18.11	19.00	1.227	0.962	22.8
Hotspot Test data(Separate 10mm 50%RB)											
Front side	20	QPSK 50_0	132322/1745	1:1	0.311	0.03	18.15	19.00	1.216	0.378	22.8
Back side	20	QPSK 50_0	132322/1745	1:1	0.804	0.01	18.15	19.00	1.216	0.978	22.8
Back side	20	QPSK 50_0	132072/1720	1:1	0.975	-0.06	18.11	19.00	1.227	1.197	22.8
Back side	20	QPSK 50_0	132572/1770	1:1	0.728	0.08	18.09	19.00	1.233	0.898	22.8
Left side	20	QPSK 50_0	132322/1745	1:1	0.121	0.06	18.15	19.00	1.216	0.147	22.8
Right side	20	QPSK 50_0	132322/1745	1:1	0.034	0.07	18.15	19.00	1.216	0.041	22.8
Bottom side	20	QPSK 50_0	132322/1745	1:1	0.983	-0.12	18.15	19.00	1.216	1.196	22.8
Bottom side	20	QPSK 50_0	132072/1720	1:1	1.050	-0.02	18.11	19.00	1.227	1.289	22.8



Unless otherwise agreed in writing, this document is issued by the Company subject to its General Conditions of Service printed overleaf, available on request or accessible at <http://www.sgs.com/en/Terms-and-Conditions.aspx> and, for electronic format documents, subject to Terms and Conditions for Electronic Documents at <http://www.sgs.com/en/Terms-and-Conditions/Terms-e-Documents.aspx>. Attention is drawn to the limitation of liability, indemnification and jurisdiction issues defined therein. Any holder of this document is advised that information contained hereon reflects the Company's findings at the time of its intervention only and within the limits of Client's instructions, if any. The Company's sole responsibility is to its Client and this document does not exonerate parties to a transaction from exercising all their rights and obligations under the transaction documents. This document cannot be reproduced except in full, without prior written approval of the Company. Any unauthorized alteration, forgery or falsification of the content or appearance of this document is unlawful and offenders may be prosecuted to the fullest extent of the law. Unless otherwise stated the results shown in this test report refer only to the sample(s) tested and such sample(s) are retained for 30 days only.

Attention: To check the authenticity of testing/inspection report & certificate, please contact us at telephone: (86-755) 8307 1443, or email: CN.Doccheck@sgs.com

South of No. 6 Plant, No. 1, Runsheng Road, Suzhou Industrial Park, Suzhou Area, China (Jiangsu) Pilot Free Trade Zone 215000 t (86-512) 62992980 www.sgs.com.cn
中国·苏州·中国(江苏)自由贸易试验区苏州片区苏州工业园区润胜路1号的6号厂房南楼 邮编: 215000 t (86-512) 62992980 sgs.china@sgs.com

Bottom side-Repeat SAR	20	QPSK 50_0	132072/1720	1:1	1.010	-0.09	18.11	19.00	1.227	1.240	22.8
Bottom side	20	QPSK 50_0	132572/1770	1:1	0.819	0.07	18.09	19.00	1.233	1.010	22.8
Hotspot Test data(Separate 10mm 100%RB)											
Back side	20	QPSK 100_0	132072/1720	1:1	0.952	-0.06	17.92	19.00	1.282	1.221	22.8
Bottom side	20	QPSK 100_0	132072/1720	1:1	0.994	0.04	17.92	19.00	1.282	1.275	22.8
Test position	BW.	Test mode	Test ch./Freq.	Duty Cycle	SAR (W/kg) 10-g	Power drift (dB)	Conducted Power(dBm)	Tune up Limit(dBm)	Scaled factor	Scaled SAR 10-g (W/kg)	Liquid Temp.(°C)
Product specific 10gSAR Test data(Separate 0mm 1RB)											
Back side	20	QPSK 1_0	132322/1745	1:1	1.620	0.02	21.14	22.00	1.219	1.975	22.8
Bottom side	20	QPSK 1_0	132322/1745	1:1	2.560	0.09	21.14	22.00	1.219	3.121	22.8
Bottom side	20	QPSK 1_0	132072/1720	1:1	2.480	0.04	21.12	22.00	1.225	3.037	22.8
Bottom side	20	QPSK 1_0	132572/1770	1:1	2.400	0.02	21.00	22.00	1.259	3.021	22.8
Product specific 10gSAR Test data(Separate 0mm 50RB)											
Back side	20	QPSK 50_0	132322/1745	1:1	1.740	-0.19	21.06	22.00	1.242	2.160	22.8
Back side	20	QPSK 50_0	132072/1720	1:1	1.760	-0.02	20.84	22.00	1.306	2.299	22.8
Back side	20	QPSK 50_0	132572/1770	1:1	1.570	-0.01	21.01	22.00	1.256	1.972	22.8
Bottom side	20	QPSK 50_0	132322/1745	1:1	2.680	-0.01	21.06	22.00	1.242	3.328	22.8
Bottom side-Repeat SAR	20	QPSK 50_0	132322/1745	1:1	2.640	0.08	21.06	22.00	1.242	3.278	22.8
Bottom side	20	QPSK 50_0	132072/1720	1:1	2.610	-0.02	20.84	22.00	1.306	3.409	22.8
Bottom side	20	QPSK 50_0	132572/1770	1:1	2.580	0.06	21.01	22.00	1.256	3.241	22.8
Product specific 10gSAR Test data(Separate 0mm 100RB)											
Back side	20	QPSK 100_0	132072/1720	1:1	1.640	0.05	20.87	22.00	1.297	2.127	22.8
Bottom side	20	QPSK 100_0	132072/1720	1:1	2.510	-0.14	20.87	22.00	1.297	3.256	22.8

Table 20: SAR of LTE band 66 for Head and Body.

Test Position	Channel/Frequency (MHz)	Measured SAR (1g)	1 st Repeated	Ratio	2 nd Repeated	3 rd Repeated
			SAR (1g)		SAR (1g)	SAR (1g)
Bottom side	132322/1745	1.05	1.01	1.040	N/A	N/A

Note: 1) When the original highest measured SAR is ≥ 0.80 W/kg, the measurement was repeated once.

2) A second repeated measurement was performed only if the ratio of largest to smallest SAR for the original and first repeated measurements was > 1.20 or when the original or repeated measurement was ≥ 1.45 W/kg (~ 10% from the 1-g SAR limit).

3) A third repeated measurement was performed only if the original, first or second repeated measurement was ≥ 1.5 W/kg and the ratio of largest to smallest SAR for the original, first and second repeated measurements is > 1.20 .

4) Repeated measurements are not required when the original highest measured SAR is < 0.80 W/kg

Test Position	Channel/Frequency (MHz)	Measured SAR (10g)	1 st Repeated	Ratio	2 nd Repeated	3 rd Repeated
			SAR (10g)		SAR (10g)	SAR (10g)
Bottom side	132322/1745	2.68	2.64	1.015	N/A	N/A

Note: 1) When the original highest measured SAR is ≥ 2.00 W/kg, the measurement was repeated once.

2) A second repeated measurement was performed only if the ratio of largest to smallest SAR for the original and first repeated measurements was > 3 or when the original or repeated measurement was ≥ 3.625 W/kg (~ 10% from the 10-g SAR limit).

3) A third repeated measurement was performed only if the original, first or second repeated measurement was ≥ 3.75 W/kg and the ratio of largest to smallest SAR for the original, first and second repeated measurements is > 3.00 W/Kg.

4) Repeated measurements are not required when the original highest measured SAR is < 2.00 W/kg



Unless otherwise agreed in writing, this document is issued by the Company subject to its General Conditions of Service printed overleaf, available on request or accessible at <http://www.sgs.com/en/Terms-and-Conditions.aspx> and, for electronic format documents, subject to Terms and Conditions for Electronic Documents at <http://www.sgs.com/en/Terms-and-Conditions/Terms-e-Documents.aspx>. Attention is drawn to the limitation of liability, indemnification and jurisdiction issues defined therein. Any holder of this document is advised that information contained hereon reflects the Company's findings at the time of its intervention only and within the limits of Client's instructions, if any. The Company's sole responsibility is to its Client and this document does not exonerate parties to a transaction from exercising all their rights and obligations under the transaction documents. This document cannot be reproduced except in full, without prior written approval of the Company. Any unauthorized alteration, forgery or falsification of the content or appearance of this document is unlawful and offenders may be prosecuted to the fullest extent of the law. Unless otherwise stated the results shown in this test report refer only to the sample(s) tested and such sample(s) are retained for 30 days only.

Attention: To check the authenticity of testing / inspection report & certificate, please contact us at telephone: (86-755) 8307 1443, or email: CN.Doccheck@sgs.com

South of No. 6 Plant, No. 1, Runsheng Road, Suzhou Industrial Park, Suzhou Area, China (Jiangsu) Pilot Free Trade Zone 215000 t (86-512) 62992980 www.sgs.com.cn
中国·苏州·中国(江苏)自由贸易试验区苏州片区苏州工业园区润胜路1号的6号厂房南楼 邮编: 215000 t (86-512) 62992980 sgs.china@sgs.com

8.2.11 SAR Result of WIFI 2.4G

Test position	Test mode	Test ch./Freq.	Duty Cycle	Duty Cycle Scaled factor	SAR (W/kg) 1-g	Power drift (dB)	Conducted Power(dBm)	Tune up Limit(dBm)	Scaled factor	Scaled SAR 1-g (W/kg)	Liquid Temp.(°C)
Head Test data											
Left cheek	802.11b	6-2437	100.00%	1.000	0.959	0.04	17.35	18.00	1.161	1.114	22.9
Left cheek-Repeat SAR	802.11b	6-2437	100.00%	1.000	0.952	0.01	17.35	18.00	1.161	1.106	22.9
Left cheek	802.11b	1-2412	100.00%	1.000	0.811	-0.05	16.91	18.00	1.285	1.042	22.9
Left cheek	802.11b	11-2462	100.00%	1.000	0.616	0.01	17.02	18.00	1.253	0.772	22.9
Left tilted	802.11b	6-2437	100.00%	1.000	0.681	0.02	17.35	18.00	1.161	0.791	22.9
Right cheek	802.11b	6-2437	100.00%	1.000	0.429	0.08	17.35	18.00	1.161	0.498	22.9
Right tilted	802.11b	6-2437	100.00%	1.000	0.423	-0.04	17.35	18.00	1.161	0.491	22.9
Body worn Test data(Separate 15mm)											
Front side	802.11b	6-2437	100.00%	1.000	0.121	0.16	19.33	20.00	1.167	0.141	22.9
Back side	802.11b	6-2437	100.00%	1.000	0.215	-0.09	19.33	20.00	1.167	0.251	22.9
Hotspot Test data (Separate 10mm)											
Front side	802.11b	6-2437	100.00%	1.000	0.238	-0.01	19.33	20.00	1.167	0.278	22.9
Back side	802.11b	6-2437	100.00%	1.000	0.540	-0.04	19.33	20.00	1.167	0.630	22.9
Left side	802.11b	6-2437	100.00%	1.000	0.018	0.12	19.33	20.00	1.167	0.021	22.9
Right side	802.11b	6-2437	100.00%	1.000	0.127	0.07	19.33	20.00	1.167	0.148	22.9
Top side	802.11b	6-2437	100.00%	1.000	0.206	0.06	19.33	20.00	1.167	0.240	22.9

Table 21: SAR of WIFI 2.4G for Head and Body.

Note:

- As the 802.11b highest reported SAR is smaller than 1.2 W/kg , and the tune-up of the other 802.11 modes are not higher than 802.11b,therefore the adjusted SAR is ≤ 1.2 W/kg for other 802.11 modes, SAR test for the other 802.11 modes are not required.

Test Position	Channel/Frequency	Measured SAR (1g)	1 st Repeated	Ratio	2 nd Repeated	3 rd Repeated
	(MHz)		SAR (1g)		SAR (1g)	SAR (1g)
Left cheek	6-2437	0.959	0.952	1.007	N/A	N/A

Note: 1) When the original highest measured SAR is ≥ 0.80 W/kg, the measurement was repeated once.

2) A second repeated measurement was performed only if the ratio of largest to smallest SAR for the original and first repeated measurements was > 1.20 or when the original or repeated measurement was ≥ 1.45 W/kg (~ 10% from the 1-g SAR limit).

3) A third repeated measurement was performed only if the original, first or second repeated measurement was ≥ 1.5 W/kg and the ratio of largest to smallest SAR for the original, first and second repeated measurements is > 1.20 .

4) Repeated measurements are not required when the original highest measured SAR is < 0.80 W/kg



Unless otherwise agreed in writing, this document is issued by the Company subject to its General Conditions of Service printed overleaf, available on request or accessible at <http://www.sgs.com/en/Terms-and-Conditions.aspx> and, for electronic format documents, subject to Terms and Conditions for Electronic Documents at <http://www.sgs.com/en/Terms-and-Conditions/Terms-e-Documents.aspx>. Attention is drawn to the limitation of liability, indemnification and jurisdiction issues defined therein. Any holder of this document is advised that information contained hereon reflects the Company's findings at the time of its intervention only and within the limits of Client's instructions, if any. The Company's sole responsibility is to its Client and this document does not exonerate parties to a transaction from exercising all their rights and obligations under the transaction documents. This document cannot be reproduced except in full, without prior written approval of the Company. Any unauthorized alteration, forgery or falsification of the content or appearance of this document is unlawful and offenders may be prosecuted to the fullest extent of the law. Unless otherwise stated the results shown in this test report refer only to the sample(s) tested and such sample(s) are retained for 30 days only.

Attention: To check the authenticity of testing/inspection report & certificate, please contact us at telephone: (86-755) 8307 1443, or email: CN.Doccheck@sgs.com

South of No. 6 Plant, No. 1, Runsheng Road, Suzhou Industrial Park, Suzhou Area, China (Jiangsu) Pilot Free Trade Zone 215000 t (86-512) 62992980 www.sgs.com.cn
中国·苏州·中国(江苏)自由贸易试验区苏州片区苏州工业园区润胜路1号的6号厂房南楼 邮编: 215000 t (86-512) 62992980 sgs.china@sgs.com

8.2.12SAR Result of WIFI 5G

Test position	Test mode	Test ch./Freq.	Duty Cycle	Duty Cycle Scaled factor	SAR (W/kg) 1-g	Power drift (dB)	Conducted Power(dBm)	Tune up Limit(dBm)	Scaled factor	Scaled SAR 1-g (W/kg)	Liquid Temp.(°C)
Head Test data of U-NII-2A											
Left cheek	802.11ac 80M	58/5290	100.00%	1.000	0.682	-0.01	17.05	18.00	1.245	0.849	22.8
Left tilted	802.11ac 80M	58/5290	100.00%	1.000	0.895	-0.07	17.05	18.00	1.245	1.114	22.8
Right cheek	802.11ac 80M	58/5290	100.00%	1.000	0.451	0.03	17.05	18.00	1.245	0.561	22.8
Right tilted	802.11ac 80M	58/5290	100.00%	1.000	0.576	0.08	17.05	18.00	1.245	0.717	22.8
Head Test data of U-NII-2C											
Left cheek	802.11ac 80M	106/5530	100.00%	1.000	0.703	0.04	16.15	17.00	1.216	0.855	22.8
Left cheek	802.11ac 80M	122/5610	100.00%	1.000	0.682	0.09	16.06	17.00	1.242	0.847	22.8
Left tilted	802.11ac 80M	106/5530	100.00%	1.000	0.919	-0.06	16.15	17.00	1.216	1.118	22.8
Left tilted	802.11ac 80M	122/5610	100.00%	1.000	0.900	-0.09	16.06	17.00	1.242	1.117	22.8
Right cheek	802.11ac 80M	106/5530	100.00%	1.000	0.546	-0.13	16.15	17.00	1.216	0.664	22.8
Right tilted	802.11ac 80M	106/5530	100.00%	1.000	0.715	0.04	16.15	17.00	1.216	0.870	22.8
Right tilted	802.11ac 80M	122/5610	100.00%	1.000	0.694	0.02	16.06	17.00	1.242	0.862	22.8
Head Test data of U-NII-3											
Left cheek	802.11ac 80M	155/5775	100.00%	1.000	0.833	0.08	17.12	18.00	1.225	1.020	22.8
Left tilted	802.11ac 80M	155/5775	100.00%	1.000	0.996	-0.17	17.12	18.00	1.225	1.220	22.8
Left tilted-Repeat SAR	802.11ac 80M	155/5775	100.00%	1.000	0.996	-0.17	17.12	18.00	1.225	1.220	22.8
Right cheek	802.11ac 80M	155/5775	100.00%	1.000	0.543	0.11	17.12	18.00	1.225	0.665	22.8
Right tilted	802.11ac 80M	155/5775	100.00%	1.000	0.696	0.03	17.12	18.00	1.225	0.852	22.8
Body worn Test data of U-NII-2A(Separate 15mm)											
Front side	802.11ac 80M	58/5290	100.00%	1.000	0.105	-0.05	17.83	19.00	1.309	0.137	22.8
Back side	802.11ac 80M	58/5290	100.00%	1.000	0.233	0.09	17.83	19.00	1.309	0.305	22.8
Body worn Test data of U-NII-2C(Separate 15mm)											
Front side	802.11ac 80M	106/5530	100.00%	1.000	0.111	0.06	18.01	19.00	1.256	0.139	22.8
Back side	802.11ac 80M	106/5530	100.00%	1.000	0.223	-0.03	18.01	19.00	1.256	0.280	22.8
Body worn Test data of U-NII-3(Separate 15mm)											
Front side	802.11ac 80M	155/5775	100.00%	1.000	0.098	0.01	17.88	19.00	1.294	0.127	22.8
Back side	802.11ac 80M	155/5775	100.00%	1.000	0.166	-0.01	17.88	19.00	1.294	0.215	22.8
Hotspot Test data of U-NII-1(Separate 10mm)											
Front side	802.11ac 80M	42/5210	100.00%	1.000	0.179	-0.16	17.72	19.00	1.343	0.240	22.8
Back side	802.11ac 80M	42/5210	100.00%	1.000	0.424	0.08	17.72	19.00	1.343	0.569	22.8



Unless otherwise agreed in writing, this document is issued by the Company subject to its General Conditions of Service printed overleaf, available on request or accessible at <http://www.sgs.com/en/Terms-and-Conditions.aspx> and, for electronic format documents, subject to Terms and Conditions for Electronic Documents at <http://www.sgs.com/en/Terms-and-Conditions/Terms-e-Documents.aspx>. Attention is drawn to the limitation of liability, indemnification and jurisdiction issues defined therein. Any holder of this document is advised that information contained hereon reflects the Company's findings at the time of its intervention only and within the limits of Client's instructions, if any. The Company's sole responsibility is to its Client and this document does not exonerate parties to a transaction from exercising all their rights and obligations under the transaction documents. This document cannot be reproduced except in full, without prior written approval of the Company. Any unauthorized alteration, forgery or falsification of the content or appearance of this document is unlawful and offenders may be prosecuted to the fullest extent of the law. Unless otherwise stated the results shown in this test report refer only to the sample(s) tested and such sample(s) are retained for 30 days only.

Attention: To check the authenticity of testing/inspection report & certificate, please contact us at telephone: (86-755) 8307 1443, or email: CN.Doccheck@sgs.com

South of No. 6 Plant, No. 1, Runsheng Road, Suzhou Industrial Park, Suzhou Area, China (Jiangsu) Pilot Free Trade Zone 215000 t (86-512) 62992980 www.sgs.com.cn
中国·苏州·中国(江苏)自由贸易试验区苏州片区苏州工业园区润胜路1号的6号厂房南座 邮编: 215000 t (86-512) 62992980 sgs.china@sgs.com

Left side	802.11ac 80M	42/5210	100.00%	1.000	0.072	0.04	17.72	19.00	1.343	0.097	22.8
Right side	802.11ac 80M	42/5210	100.00%	1.000	0.137	0.02	17.72	19.00	1.343	0.184	22.8
Top side	802.11ac 80M	42/5210	100.00%	1.000	0.778	-0.03	17.72	19.00	1.343	1.045	22.8
Hotspot Test data of U-NII-3(Separate 10mm)											
Front side	802.11ac 80M	155/5775	100.00%	1.000	0.206	0.03	17.88	19.00	1.294	0.267	22.8
Back side	802.11ac 80M	155/5775	100.00%	1.000	0.342	-0.16	17.88	19.00	1.294	0.443	22.8
Left side	802.11ac 80M	155/5775	100.00%	1.000	0.069	0.05	17.88	19.00	1.294	0.089	22.8
Right side	802.11ac 80M	155/5775	100.00%	1.000	0.163	0.02	17.88	19.00	1.294	0.211	22.8
Top side	802.11ac 80M	155/5775	100.00%	1.000	0.796	-0.08	17.88	19.00	1.294	1.030	22.8
Test position	Test mode	Test ch./Freq.	Duty Cycle	Duty Cycle Scaled factor	SAR (W/kg) 10-g	Power drift (dB)	Conducted Power(dBm)	Tune up Limit(dBm)	Scaled factor	Scaled SAR 10-g (W/kg)	Liquid Temp.(°C)
Product specific 10gSAR Test data of U-NII-2A(Separate 0mm)											
Front side	802.11ac 80M	58/5290	100.00%	1.000	0.472	-0.07	17.83	19.00	1.309	0.618	22.8
Back side	802.11ac 80M	58/5290	100.00%	1.000	0.718	0.15	17.83	19.00	1.309	0.940	22.8
Left side	802.11ac 80M	58/5290	100.00%	1.000	0.038	0.12	17.83	19.00	1.309	0.050	22.8
Right side	802.11ac 80M	58/5290	100.00%	1.000	0.376	0.04	17.83	19.00	1.309	0.492	22.8
Top side	802.11ac 80M	58/5290	100.00%	1.000	0.814	-0.05	17.83	19.00	1.309	1.066	22.8
Product specific 10gSAR Test data of U-NII-2C(Separate 0mm)											
Front side	802.11ac 80M	106/5530	100.00%	1.000	0.486	0.02	18.01	19.00	1.256	0.610	22.8
Back side	802.11ac 80M	106/5530	100.00%	1.000	0.929	0.08	18.01	19.00	1.256	1.167	22.8
Left side	802.11ac 80M	106/5530	100.00%	1.000	0.036	0.03	18.01	19.00	1.256	0.045	22.8
Right side	802.11ac 80M	106/5530	100.00%	1.000	0.342	-0.15	18.01	19.00	1.256	0.430	22.8
Top side	802.11ac 80M	106/5530	100.00%	1.000	1.030	-0.06	18.01	19.00	1.256	1.294	22.8

Table 22: SAR of WIFI 5G for Head and Body.

Note:

- As the 802.11ac 80M highest reported SAR is smaller than 1.2 W/kg , and the tune-up of the other 802.11 modes are not higher than 802.11ac 80M, therefore the adjusted SAR is ≤ 1.2 W/kg for other 802.11 modes, SAR test for the other 802.11 modes are not required. For Product specific 10gSAR the highest reported SAR is smaller than 3.0 W/kg, SAR test for the other 802.11 modes are also not required.

Test Position	Channel/ Frequency	Measured SAR (1g)	1 st Repeated	Ratio	2 nd Repeated	3 rd Repeated
	(MHz)		SAR (1g)		SAR (1g)	SAR (1g)
Left tilted	155/5775	0.996	0.987	1.009	N/A	N/A

Note: 1) When the original highest measured SAR is ≥ 0.80 W/kg, the measurement was repeated once.

2) A second repeated measurement was preformed only if the ratio of largest to smallest SAR for the original and first repeated measurements was > 1.20 or when the original or repeated measurement was ≥ 1.45 W/kg (~ 10% from the 1-g SAR limit).

3) A third repeated measurement was preformed only if the original, first or second repeated measurement was ≥ 1.5 W/kg and the ratio of largest to smallest SAR for the original, first and second repeated measurements is > 1.20 .

4) Repeated measurements are not required when the original highest measured SAR is < 0.80 W/kg



Unless otherwise agreed in writing, this document is issued by the Company subject to its General Conditions of Service printed overleaf, available on request or accessible at <http://www.sgs.com/en/Terms-and-Conditions.aspx> and, for electronic format documents, subject to Terms and Conditions for Electronic Documents at <http://www.sgs.com/en/Terms-and-Conditions/Terms-e-Documents.aspx>. Attention is drawn to the limitation of liability, indemnification and jurisdiction issues defined therein. Any holder of this document is advised that information contained hereon reflects the Company's findings at the time of its intervention only and within the limits of Client's instructions, if any. The Company's sole responsibility is to its Client and this document does not exonerate parties to a transaction from exercising all their rights and obligations under the transaction documents. This document cannot be reproduced except in full, without prior written approval of the Company. Any unauthorized alteration, forgery or falsification of the content or appearance of this document is unlawful and offenders may be prosecuted to the fullest extent of the law. Unless otherwise stated the results shown in this test report refer only to the sample(s) tested and such sample(s) are retained for 30 days only.

Attention: To check the authenticity of testing/inspection report & certificate, please contact us at telephone: (86-755) 8307 1443, or email: CN.Doccheck@sgs.com

South of No. 6 Plant, No. 1, Runsheng Road, Suzhou Industrial Park, Suzhou Area, China (Jiangsu) Pilot Free Trade Zone 215000
中国·苏州·中国(江苏)自由贸易试验区苏州片区苏州工业园区润胜路1号的6号厂房南楼 邮编: 215000

t (86-512) 62992980 www.sgs.com.cn
t (86-512) 62992980 sgs.china@sgs.com

8.2.13 SAR Result of BT

Test position	Test mode	Test ch./Freq.	Duty Cycle	Duty Cycle Scaled factor	SAR (W/kg) 1-g	Power drift (dB)	Conducted Power(dBm)	Tune up Limit(dBm)	Scaled factor	Scaled SAR 1-g (W/kg)	Liquid Temp.(°C)
Head Test data											
Left cheek	DH5	39/2441	76.86%	1.301	0.102	-0.07	10.62	11.00	1.091	0.145	22.9
Left tilted	DH5	39/2441	76.86%	1.301	0.068	0.02	10.62	11.00	1.091	0.097	22.9
Right cheek	DH5	39/2441	76.86%	1.301	0.031	0.08	10.62	11.00	1.091	0.044	22.9
Right tilted	DH5	39/2441	76.86%	1.301	0.028	-0.05	10.62	11.00	1.091	0.040	22.9
Body worn Test data(Separate 15mm)											
Front side	DH5	39/2441	76.86%	1.301	0.008	0.01	10.62	11.00	1.091	0.011	22.9
Back side	DH5	39/2441	76.86%	1.301	0.018	-0.06	10.62	11.00	1.091	0.026	22.9
Hotspot Test data (Separate 10mm)											
Front side	DH5	39/2441	76.86%	1.301	0.016	0.01	10.62	11.00	1.091	0.023	22.9
Back side	DH5	39/2441	76.86%	1.301	0.060	-0.08	10.62	11.00	1.091	0.085	22.9
Left side	DH5	39/2441	76.86%	1.301	0.004	0.06	10.62	11.00	1.091	0.006	22.9
Right side	DH5	39/2441	76.86%	1.301	0.011	0.08	10.62	11.00	1.091	0.016	22.9
Top side	DH5	39/2441	76.86%	1.301	0.041	0.01	10.62	11.00	1.091	0.058	22.9

Table 23: SAR of BT for Head and Body



Unless otherwise agreed in writing, this document is issued by the Company subject to its General Conditions of Service printed overleaf, available on request or accessible at <http://www.sgs.com/en/Terms-and-Conditions.aspx> and, for electronic format documents, subject to Terms and Conditions for Electronic Documents at <http://www.sgs.com/en/Terms-and-Conditions/Terms-e-Documents.aspx>. Attention is drawn to the limitation of liability, indemnification and jurisdiction issues defined therein. Any holder of this document is advised that information contained hereon reflects the Company's findings at the time of its intervention only and within the limits of Client's instructions, if any. The Company's sole responsibility is to its Client and this document does not exonerate parties to a transaction from exercising all their rights and obligations under the transaction documents. This document cannot be reproduced except in full, without prior written approval of the Company. Any unauthorized alteration, forgery or falsification of the content or appearance of this document is unlawful and offenders may be prosecuted to the fullest extent of the law. Unless otherwise stated the results shown in this test report refer only to the sample(s) tested and such sample(s) are retained for 30 days only.

Attention: To check the authenticity of testing /inspection report & certificate, please contact us at telephone: (86-755) 8307 1443, or email: CN.Doccheck@sgs.com

South of No. 6 Plant, No. 1, Runsheng Road, Suzhou Industrial Park, Suzhou Area, China (Jiangsu) Pilot Free Trade Zone 215000 t (86-512) 62992980 www.sgs.com.cn
 中国·苏州·中国(江苏)自由贸易试验区苏州片区苏州工业园区润胜路1号的6号厂房南楼 邮编: 215000 t (86-512) 62992980 sgs.china@sgs.com

8.3 Multiple Transmitter Evaluation

8.3.1 Simultaneous SAR SAR test evaluation

- **Simultaneous Transmission Possibilities**

NO	Simultaneous TX Combination	Head	Body-worn	Hotspot
1	WWAN+BT	Y	Y	Y
2	WWAN+WIFI 2.4G	Y	Y	Y
3	WWAN+WIFI 5G	Y	Y	Y
4	WIFI 5G+BT	Y	Y	Y
5	WWAN+WIFI 5G+BT	Y	Y	Y

Note:

- 1) The device does not support DTM function.
- 2) For Wi-Fi 5G, U-NII-2A (5250-5350 MHz) and U-NII-2C (5470-5725 MHz) bands does not support hotspot function.



Unless otherwise agreed in writing, this document is issued by the Company subject to its General Conditions of Service printed overleaf, available on request or accessible at <http://www.sgs.com/en/Terms-and-Conditions.aspx> and, for electronic format documents, subject to Terms and Conditions for Electronic Documents at <http://www.sgs.com/en/Terms-and-Conditions/Terms-e-Document.aspx>. Attention is drawn to the limitation of liability, indemnification and jurisdiction issues defined therein. Any holder of this document is advised that information contained hereon reflects the Company's findings at the time of its intervention only and within the limits of Client's instructions, if any. The Company's sole responsibility is to its Client and this document does not exonerate parties to a transaction from exercising all their rights and obligations under the transaction documents. This document cannot be reproduced except in full, without prior written approval of the Company. Any unauthorized alteration, forgery or falsification of the content or appearance of this document is unlawful and offenders may be prosecuted to the fullest extent of the law. Unless otherwise stated the results shown in this test report refer only to the sample(s) tested and such sample(s) are retained for 30 days only.

Attention: To check the authenticity of testing /inspection report & certificate, please contact us at telephone: (86-755) 8307 1443, or email: CN.Doccheck@sgs.com

South of No. 6 Plant, No. 1, Runsheng Road, Suzhou Industrial Park, Suzhou Area, China (Jiangsu) Pilot Free Trade Zone 215000
中国·苏州·中国(江苏)自由贸易试验区苏州片区苏州工业园区润胜路1号的6号厂房南面 邮编: 215000

t (86-512) 62992980 www.sgs.com.cn
t (86-512) 62992980 sgs.china@sgs.com

8.3.2 Simultaneous Transmission SAR Summation Scenario
Simultaneous Transmission SAR Summation Scenario for WLAN Head:

Test position		SARmax (W/kg)				Summed SAR	
		Main	WiFi 2.4G	WiFi 5G	BT		
		1	2	3	4	1+2	1+3+4
WCDMA II	Left cheek	0.383	1.114	1.020	0.145	1.50	1.55
	Left tilted	0.271	0.791	1.220	0.097	1.06	1.59
	Right cheek	0.279	0.498	0.665	0.044	0.78	0.99
	Right tilted	0.254	0.491	0.870	0.040	0.75	1.16
WCDMA IV	Left cheek	0.262	1.114	1.020	0.145	1.38	1.43
	Left tilted	0.173	0.791	1.220	0.097	0.96	1.49
	Right cheek	0.229	0.498	0.665	0.044	0.73	0.94
	Right tilted	0.226	0.491	0.870	0.040	0.72	1.14
WCDMA V	Left cheek	0.405	1.114	1.020	0.145	1.52	1.57
	Left tilted	0.210	0.791	1.220	0.097	1.00	1.53
	Right cheek	0.395	0.498	0.665	0.044	0.89	1.10
	Right tilted	0.248	0.491	0.870	0.040	0.74	1.16
LTE Band 2	Left cheek	0.369	1.114	1.020	0.145	1.48	1.53
	Left tilted	0.275	0.791	1.220	0.097	1.07	1.59
	Right cheek	0.299	0.498	0.665	0.044	0.80	1.01
	Right tilted	0.259	0.491	0.870	0.040	0.75	1.17
LTE Band 5	Left cheek	0.420	1.114	1.020	0.145	1.53	1.59
	Left tilted	0.261	0.791	1.220	0.097	1.05	1.58
	Right cheek	0.392	0.498	0.665	0.044	0.89	1.10
	Right tilted	0.227	0.491	0.870	0.040	0.72	1.14
LTE Band 7	Left cheek	0.114	1.114	1.020	0.145	1.23	1.28
	Left tilted	0.084	0.791	1.220	0.097	0.88	1.40
	Right cheek	0.190	0.498	0.665	0.044	0.69	0.90
	Right tilted	0.051	0.491	0.870	0.040	0.54	0.96
LTE Band 12	Left cheek	0.282	1.114	1.020	0.145	1.40	1.45
	Left tilted	0.175	0.791	1.220	0.097	0.97	1.49
	Right cheek	0.317	0.498	0.665	0.044	0.82	1.03
	Right tilted	0.186	0.491	0.870	0.040	0.68	1.10
LTE Band 14	Left cheek	0.429	1.114	1.020	0.145	1.54	1.59
	Left tilted	0.227	0.791	1.220	0.097	1.02	1.54
	Right cheek	0.449	0.498	0.665	0.044	0.95	1.16
	Right tilted	0.282	0.491	0.870	0.040	0.77	1.19
LTE Band 30	Left cheek	0.285	1.114	1.020	0.145	1.40	1.45
	Left tilted	0.185	0.791	1.220	0.097	0.98	1.50
	Right cheek	0.205	0.498	0.665	0.044	0.70	0.91
	Right tilted	0.202	0.491	0.870	0.040	0.69	1.11
LTE Band 66	Left cheek	0.244	1.114	1.020	0.145	1.36	1.41
	Left tilted	0.167	0.791	1.220	0.097	0.96	1.48
	Right cheek	0.237	0.498	0.665	0.044	0.74	0.95
	Right tilted	0.220	0.491	0.870	0.040	0.71	1.13



Unless otherwise agreed in writing, this document is issued by the Company subject to its General Conditions of Service printed overleaf, available on request or accessible at <http://www.sgs.com/en/Terms-and-Conditions.aspx> and, for electronic format documents, subject to Terms and Conditions for Electronic Documents at <http://www.sgs.com/en/Terms-and-Conditions/Terms-e-Documents.aspx>. Attention is drawn to the limitation of liability, indemnification and jurisdiction issues defined therein. Any holder of this document is advised that information contained hereon reflects the Company's findings at the time of its intervention only and within the limits of Client's instructions, if any. The Company's sole responsibility is to its Client and this document does not exonerate parties to a transaction from exercising all their rights and obligations under the transaction documents. This document cannot be reproduced except in full, without prior written approval of the Company. Any unauthorized alteration, forgery or falsification of the content or appearance of this document is unlawful and offenders may be prosecuted to the fullest extent of the law. Unless otherwise stated the results shown in this test report refer only to the sample(s) tested and such sample(s) are retained for 30 days only.

Attention: To check the authenticity of testing /inspection report & certificate, please contact us at telephone: (86-755) 8307 1443, or email: CN.Doccheck@sgs.com

South of No. 6 Plant, No. 1, Runsheng Road, Suzhou Industrial Park, Suzhou Area, China (Jiangsu) Pilot Free Trade Zone 215000 t (86-512) 62992980 www.sgs.com.cn
中国·苏州·中国(江苏)自由贸易试验区苏州片区苏州工业园区润胜路1号的6号厂房南楼 邮编: 215000 t (86-512) 62992980 sgs.china@sgs.com

Simultaneous Transmission SAR Summation Scenario for WLAN Body-worn:

Test position		SARmax (W/kg)				Summed SAR	
		Main	WiFi 2.4G	WiFi 5G	BT		
		1	2	3	4	1+2	1+3+4
WCDMA II	Front side	0.319	0.141	0.139	0.011	0.46	0.47
	Back side	0.494	0.251	0.305	0.026	0.75	0.83
WCDMA IV	Front side	0.349	0.141	0.139	0.011	0.49	0.50
	Back side	1.106	0.251	0.305	0.026	1.36	1.44
WCDMA V	Front side	0.356	0.141	0.139	0.011	0.50	0.51
	Back side	0.520	0.251	0.305	0.026	0.77	0.85
LTE Band 2	Front side	0.285	0.141	0.139	0.011	0.43	0.44
	Back side	0.425	0.251	0.305	0.026	0.68	0.76
LTE Band 5	Front side	0.422	0.141	0.139	0.011	0.56	0.57
	Back side	0.588	0.251	0.305	0.026	0.84	0.92
LTE Band 7	Front side	0.211	0.141	0.139	0.011	0.35	0.36
	Back side	0.705	0.251	0.305	0.026	0.96	1.04
LTE Band 12	Front side	0.326	0.141	0.139	0.011	0.47	0.48
	Back side	0.557	0.251	0.305	0.026	0.81	0.89
LTE Band 14	Front side	0.486	0.141	0.139	0.011	0.63	0.64
	Back side	0.743	0.251	0.305	0.026	0.99	1.07
LTE Band 30	Front side	0.251	0.141	0.139	0.011	0.39	0.40
	Back side	0.628	0.251	0.305	0.026	0.88	0.96
LTE Band 66	Front side	0.332	0.141	0.139	0.011	0.47	0.48
	Back side	1.166	0.251	0.305	0.026	1.42	1.50



Unless otherwise agreed in writing, this document is issued by the Company subject to its General Conditions of Service printed overleaf, available on request or accessible at <http://www.sgs.com/en/Terms-and-Conditions.aspx> and, for electronic format documents, subject to Terms and Conditions for Electronic Documents at <http://www.sgs.com/en/Terms-and-Conditions/Terms-e-Documents.aspx>. Attention is drawn to the limitation of liability, indemnification and jurisdiction issues defined therein. Any holder of this document is advised that information contained hereon reflects the Company's findings at the time of its intervention only and within the limits of Client's instructions, if any. The Company's sole responsibility is to its Client and this document does not exonerate parties to a transaction from exercising all their rights and obligations under the transaction documents. This document cannot be reproduced except in full, without prior written approval of the Company. Any unauthorized alteration, forgery or falsification of the content or appearance of this document is unlawful and offenders may be prosecuted to the fullest extent of the law. Unless otherwise stated the results shown in this test report refer only to the sample(s) tested and such sample(s) are retained for 30 days only.

Attention: To check the authenticity of testing / inspection report & certificate, please contact us at telephone: (86-755) 8307 1443, or email: CN.Doccheck@sgs.com

South of No. 6 Plant, No. 1, Runsheng Road, Suzhou Industrial Park, Suzhou Area, China (Jiangsu) Pilot Free Trade Zone 215000 t (86-512) 62992980 www.sgs.com.cn
 中国·苏州·中国(江苏)自由贸易试验区苏州片区苏州工业园区润胜路1号的6号厂房南面 邮编: 215000 t (86-512) 62992980 sgs.china@sgs.com

Simultaneous Transmission SAR Summation Scenario for WLAN Hotspot:

Test position		SARmax (W/kg)				Summed SAR			
		Main	WiFi 2.4G	WiFi 5G	BT				
		1	2	3	4	1+2	SPLSR	1+3+4	SPLSR
WCDMA II	Front side	0.434	0.278	0.267	0.023	0.71	-	0.72	-
	Back side	0.629	0.630	0.569	0.085	1.26	-	1.28	-
	Left side	0.236	0.021	0.097	0.006	0.26	-	0.34	-
	Right side	0.082	0.148	0.211	0.016	0.23	-	0.31	-
	Top side	-	0.240	1.045	0.058	0.24	-	1.10	-
	Bottom side	1.095	-	-	-	1.10	-	1.10	-
WCDMA IV	Front side	0.292	0.278	0.267	0.023	0.57	-	0.58	-
	Back side	1.030	0.630	0.569	0.085	1.66	1	1.68	2
	Left side	0.100	0.021	0.097	0.006	0.12	-	0.20	-
	Right side	0.014	0.148	0.211	0.016	0.16	-	0.24	-
	Top side	-	0.240	1.045	0.058	0.24	-	1.10	-
	Bottom side	1.126	-	-	-	1.13	-	1.13	-
WCDMA V	Front side	0.374	0.278	0.267	0.023	0.65	-	0.66	-
	Back side	0.619	0.630	0.569	0.085	1.25	-	1.27	-
	Left side	0.071	0.021	0.097	0.006	0.09	-	0.17	-
	Right side	0.211	0.148	0.211	0.016	0.36	-	0.44	-
	Top side	-	0.240	1.045	0.058	0.24	-	1.10	-
	Bottom side	0.086	-	-	-	0.09	-	0.09	-
LTE Band 2	Front side	0.448	0.278	0.267	0.023	0.73	-	0.74	-
	Back side	0.694	0.630	0.569	0.085	1.32	-	1.35	-
	Left side	0.291	0.021	0.097	0.006	0.31	-	0.39	-
	Right side	0.130	0.148	0.211	0.016	0.28	-	0.36	-
	Top side	-	0.240	1.045	0.058	0.24	-	1.10	-
	Bottom side	1.131	-	-	-	1.13	-	1.13	-
LTE Band 5	Front side	0.436	0.278	0.267	0.023	0.71	-	0.73	-
	Back side	0.694	0.630	0.569	0.085	1.32	-	1.35	-
	Left side	0.371	0.021	0.097	0.006	0.39	-	0.47	-
	Right side	0.385	0.148	0.211	0.016	0.53	-	0.61	-
	Top side	-	0.240	1.045	0.058	0.24	-	1.10	-
	Bottom side	0.077	-	-	-	0.08	-	0.08	-
LTE Band 7	Front side	0.258	0.278	0.267	0.023	0.54	-	0.55	-
	Back side	1.173	0.630	0.569	0.085	1.80	3	1.83	4
	Left side	0.093	0.021	0.097	0.006	0.11	-	0.20	-
	Right side	0.084	0.148	0.211	0.016	0.23	-	0.31	-
	Top side	-	0.240	1.045	0.058	0.24	-	1.10	-
	Bottom side	1.032	-	-	-	1.03	-	1.03	-
LTE Band 12	Front side	0.373	0.278	0.267	0.023	0.65	-	0.66	-
	Back side	0.692	0.630	0.569	0.085	1.32	-	1.35	-
	Left side	0.136	0.021	0.097	0.006	0.16	-	0.24	-
	Right side	0.190	0.148	0.211	0.016	0.34	-	0.42	-
	Top side	-	0.240	1.045	0.058	0.24	-	1.10	-
	Bottom side	0.060	-	-	-	0.06	-	0.06	-
LTE Band 14	Front side	0.496	0.278	0.267	0.023	0.77	-	0.79	-
	Back side	0.743	0.630	0.569	0.085	1.37	-	1.40	-
	Left side	0.112	0.021	0.097	0.006	0.13	-	0.22	-
	Right side	0.180	0.148	0.211	0.016	0.33	-	0.41	-
	Top side	-	0.240	1.045	0.058	0.24	-	1.10	-
	Bottom side	0.096	-	-	-	0.10	-	0.10	-
LTE Band 30	Front side	0.352	0.278	0.267	0.023	0.63	-	0.64	-
	Back side	1.094	0.630	0.569	0.085	1.72	5	1.75	6
	Left side	0.140	0.021	0.097	0.006	0.16	-	0.24	-
	Right side	0.095	0.148	0.211	0.016	0.24	-	0.32	-



Unless otherwise agreed in writing, this document is issued by the Company subject to its General Conditions of Service printed overleaf, available on request or accessible at <http://www.sgs.com/en/Terms-and-Conditions.aspx> and, for electronic format documents, subject to Terms and Conditions for Electronic Documents at <http://www.sgs.com/en/Terms-and-Conditions/Terms-e-Documents.aspx>. Attention is drawn to the limitation of liability, indemnification and jurisdiction issues defined therein. Any holder of this document is advised that information contained hereon reflects the Company's findings at the time of its intervention only and within the limits of Client's instructions, if any. The Company's sole responsibility is to its Client and this document does not exonerate parties to a transaction from exercising all their rights and obligations under the transaction documents. This document cannot be reproduced except in full, without prior written approval of the Company. Any unauthorized alteration, forgery or falsification of the content or appearance of this document is unlawful and offenders may be prosecuted to the fullest extent of the law. Unless otherwise stated the results shown in this test report refer only to the sample(s) tested and such sample(s) are retained for 30 days only.

Attention: To check the authenticity of testing /inspection report & certificate, please contact us at telephone: (86-755) 8307 1443, or email: CN.Doccheck@sgs.com

South of No. 6 Plant, No. 1, Runsheng Road, Suzhou Industrial Park, Suzhou Area, China (Jiangsu) Pilot Free Trade Zone 215000 t (86-512) 62992980 www.sgs.com.cn
中国·苏州·中国(江苏)自由贸易试验区苏州片区苏州工业园区胜浦路1号6号厂房南楼 邮编: 215000 t (86-512) 62992980 sgs.china@sgs.com

	Top side	-	0.240	1.045	0.058	0.24	-	1.10	-
	Bottom side	0.782	-	-	-	0.78	-	0.78	-
LTE Band 66	Front side	0.378	0.278	0.267	0.023	0.66	-	0.67	-
	Back side	1.197	0.630	0.569	0.085	1.83	7	1.85	8
	Left side	0.147	0.021	0.097	0.006	0.17	-	0.25	-
	Right side	0.041	0.148	0.211	0.016	0.19	-	0.27	-
	Top side	-	0.240	1.045	0.058	0.24	-	1.10	-
	Bottom side	1.289	-	-	-	1.29	-	1.29	-



Unless otherwise agreed in writing, this document is issued by the Company subject to its General Conditions of Service printed overleaf, available on request or accessible at <http://www.sgs.com/en/Terms-and-Conditions.aspx> and, for electronic format documents, subject to Terms and Conditions for Electronic Documents at <http://www.sgs.com/en/Terms-and-Conditions/Terms-e-Documents.aspx>. Attention is drawn to the limitation of liability, indemnification and jurisdiction issues defined therein. Any holder of this document is advised that information contained hereon reflects the Company's findings at the time of its intervention only and within the limits of Client's instructions, if any. The Company's sole responsibility is to its Client and this document does not exonerate parties to a transaction from exercising all their rights and obligations under the transaction documents. This document cannot be reproduced except in full, without prior written approval of the Company. Any unauthorized alteration, forgery or falsification of the content or appearance of this document is unlawful and offenders may be prosecuted to the fullest extent of the law. Unless otherwise stated the results shown in this test report refer only to the sample(s) tested and such sample(s) are retained for 30 days only.

Attention: To check the authenticity of testing/inspection report & certificate, please contact us at telephone: (86-755) 8307 1443, or email: CN.Doccheck@sgs.com

Simultaneous Transmission SAR Summation Scenario for WLAN 0mm:

Test position		SARmax (W/kg)			
		Main	WiFi 5G		
		1	2	1+2	SPLSR
WCDMA II	Front side	-	0.618	0.62	
	Back side	-	1.167	1.17	
	Left side	-	0.050	0.05	
	Right side	-	0.492	0.49	
	Top side	-	1.294	1.29	
	Bottom side	3.011	-	3.01	
WCDMA IV	Front side	-	0.618	0.62	
	Back side	2.278	1.167	3.45	
	Left side	-	0.050	0.05	
	Right side	-	0.492	0.49	
	Top side	-	1.294	1.29	
	Bottom side	3.013	-	3.01	
LTE Band 2	Front side	-	0.618	0.62	
	Back side	-	1.167	1.17	
	Left side	-	0.050	0.05	
	Right side	-	0.492	0.49	
	Top side	-	1.294	1.29	
	Bottom side	3.036	-	3.04	
LTE Band 7	Front side	-	0.618	0.62	
	Back side	3.124	1.167	4.41	9
	Left side	-	0.050	0.05	
	Right side	-	0.492	0.49	
	Top side	-	1.294	1.29	
	Bottom side	3.161	-	3.55	
LTE Band 66	Front side	-	0.618	0.62	
	Back side	2.299	1.167	3.47	
	Left side	-	0.050	0.05	
	Right side	-	0.492	0.49	
	Top side	-	1.294	1.29	
	Bottom side	3.409	-	3.41	



Unless otherwise agreed in writing, this document is issued by the Company subject to its General Conditions of Service printed overleaf, available on request or accessible at <http://www.sgs.com/en/Terms-and-Conditions.aspx> and, for electronic format documents, subject to Terms and Conditions for Electronic Documents at <http://www.sgs.com/en/Terms-and-Conditions/Terms-e-Documents.aspx>. Attention is drawn to the limitation of liability, indemnification and jurisdiction issues defined therein. Any holder of this document is advised that information contained hereon reflects the Company's findings at the time of its intervention only and within the limits of Client's instructions, if any. The Company's sole responsibility is to its Client and this document does not exonerate parties to a transaction from exercising all their rights and obligations under the transaction documents. This document cannot be reproduced except in full, without prior written approval of the Company. Any unauthorized alteration, forgery or falsification of the content or appearance of this document is unlawful and offenders may be prosecuted to the fullest extent of the law. Unless otherwise stated the results shown in this test report refer only to the sample(s) tested and such sample(s) are retained for 30 days only.

Attention: To check the authenticity of testing /inspection report & certificate, please contact us at telephone: (86-755) 8307 1443, or email: CN.Doccheck@sgs.com

South of No. 6 Plant, No. 1, Runsheng Road, Suzhou Industrial Park, Suzhou Area, China (Jiangsu) Pilot Free Trade Zone 215000 t (86-512) 62992980 www.sgs.com.cn
 中国·苏州·中国(江苏)自由贸易试验区苏州片区苏州工业园区润胜路1号的6号厂房南面 邮编: 215000 t (86-512) 62992980 sgs.china@sgs.com

8.3.3 SPLSR Evaluation Analysis

According to KDB447498 D01v06, When the sum of SAR is larger than the limit, SAR test exclusion is determined by the SAR to peak location separation ratio(SPLSR).When the SAR to peak location ratio for each pair of antennas is $\leq 1\text{-g } 0.04$ and $10\text{-g } 0.10$, simultaneous SAR evaluation is not required. When SAR is measured for both antennas in the pair, the peak location separation distance is computed by the following fomula:

$$\text{Distance}_{\text{Tx1-Tx2}} = R_i = \sqrt{(x_1 - x_2)^2 + (y_1 - y_2)^2 + (z_1 - z_2)^2}$$

$$\text{SPLS Ratio} = (\text{SAR}_1 + \text{SAR}_2)^{1.5} / R_i$$

Case No.	Position	Band	SAR (W/kg)	SAR peak location (cm)			3D distance (mm)	Summed SAR (W/kg)	SPLSR Results	Simultaneous SAR
				X	Y	Z				
1#	Back side	WCDMA IV	1.030	-11.9	-76.4	1.05	150.445	1.66	0.01	Not Required
		WIFI 2.4G	0.630	-29.6	73	1.19				
2#	Back side	WCDMA IV	1.030	-11.9	-76.4	1.05	154.612	1.60	0.01	Not Required
		WIFI 5G	0.569	-20	78	1.24				
		WCDMA IV	1.030	-11.9	-76.4	1.05	149.809	1.12	0.01	Not Required
		BT	0.085	-33.8	71.8	1.17				
3#	Back side	LTE Band 7	1.173	12	-76.4	1.17	155.084	1.80	0.02	Not Required
		WIFI 2.4G	0.630	-29.6	73	1.19				
4#	Back side	LTE Band 7	1.173	12	-76.4	1.17	157.681	1.74	0.01	Not Required
		WIFI 5G	0.569	-20	78	1.24				
		LTE Band 7	1.173	12	-76.4	1.17	155.116	1.26	0.01	Not Required
		BT	0.085	-33.8	71.8	1.17				
5#	Back side	LTE Band 30	1.094	7.5	-73.5	1.16	151.125	1.72	0.01	Not Required
		WIFI 2.4G	0.630	-29.6	73	1.19				
6#	Back side	LTE Band 30	1.094	7.5	-73.5	1.16	153.976	1.66	0.01	Not Required
		WIFI 5G	0.569	-20	78	1.24				
		LTE Band 30	1.094	7.5	-73.5	1.16	151.056	1.18	0.01	Not Required
		BT	0.085	-33.8	71.8	1.17				
7#	Back side	LTE Band 66	1.197	-12.1	-76.4	1.07	150.421	1.83	0.02	Not Required
		WIFI 2.4G	0.630	-29.6	73	1.19				
8#	Back side	LTE Band 66	1.197	-12.1	-76.4	1.07	154.602	1.77	0.02	Not Required
		WIFI 5G	0.569	-20	78	1.24				
		LTE Band 66	1.197	-12.1	-76.4	1.07	149.780	1.28	0.01	Not Required
		BT	0.085	-33.8	71.8	1.17				
9#	Back side	LTE Band 7	3.124	10.3	-79.7	1.49	157.633	4.41	0.06	Not Required
		WIFI 5G	1.167	-23.8	74.2	1.6				



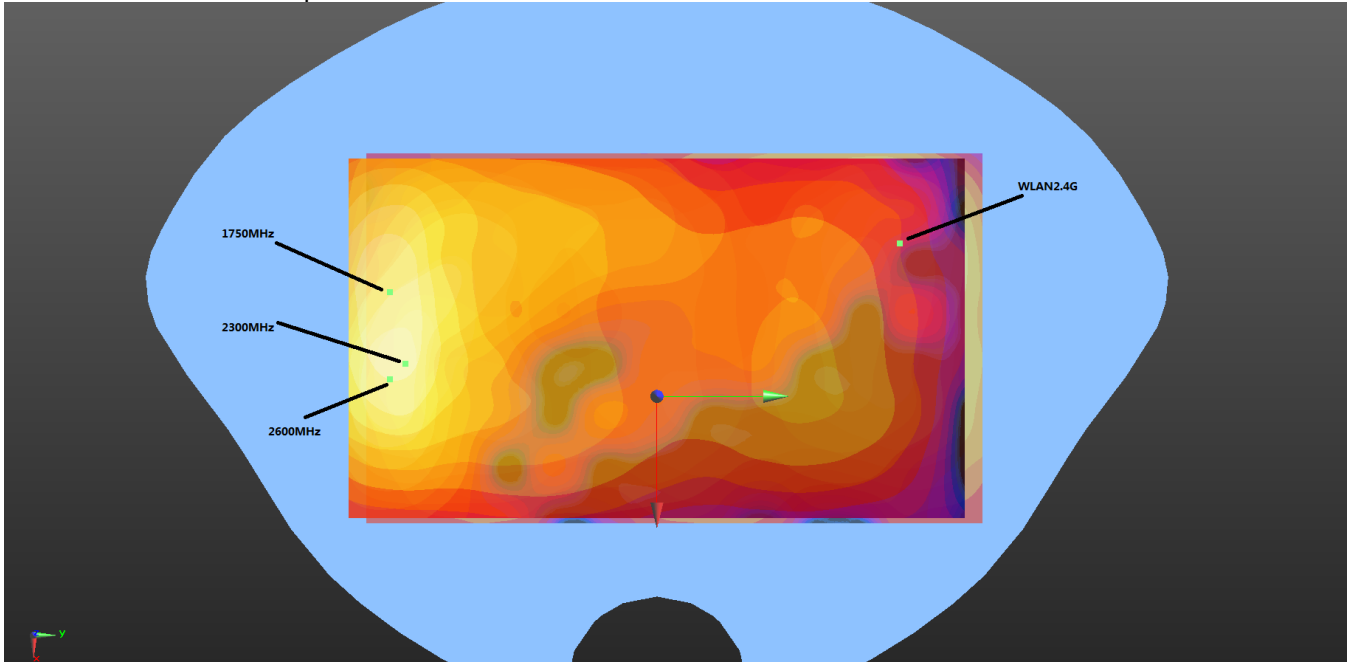
Unless otherwise agreed in writing, this document is issued by the Company subject to its General Conditions of Service printed overleaf, available on request or accessible at <http://www.sgs.com/en/Terms-and-Conditions.aspx> and, for electronic format documents, subject to Terms and Conditions for Electronic Documents at <http://www.sgs.com/en/Terms-and-Conditions/Terms-e-Documents.aspx>. Attention is drawn to the limitation of liability, indemnification and jurisdiction issues defined therein. Any holder of this document is advised that information contained hereon reflects the Company's findings at the time of its intervention only and within the limits of Client's instructions, if any. The Company's sole responsibility is to its Client and this document does not exonerate parties to a transaction from exercising all their rights and obligations under the transaction documents. This document cannot be reproduced except in full, without prior written approval of the Company. Any unauthorized alteration, forgery or falsification of the content or appearance of this document is unlawful and offenders may be prosecuted to the fullest extent of the law. Unless otherwise stated the results shown in this test report refer only to the sample(s) tested and such sample(s) are retained for 30 days only.

Attention: To check the authenticity of testing/inspection report & certificate, please contact us at telephone: (86-755) 8307 1443, or email: CN.Doccheck@sgs.com


South of No. 6 Plant, No. 1, Runsheng Road, Suzhou Industrial Park, Suzhou Area, China (Jiangsu) Pilot Free Trade Zone 215000
中国·苏州·中国(江苏)自由贸易试验区苏州片区苏州工业园区润胜路1号的6号厂房南座 邮编: 215000

t (86-512) 62992980 www.sgs.com.cn
t (86-512) 62992980 sgs.china@sgs.com

WWAN+WLAN2.4G Hotspot 0mm



WWAN +WLAN 5G+BT Hotspot 0mm



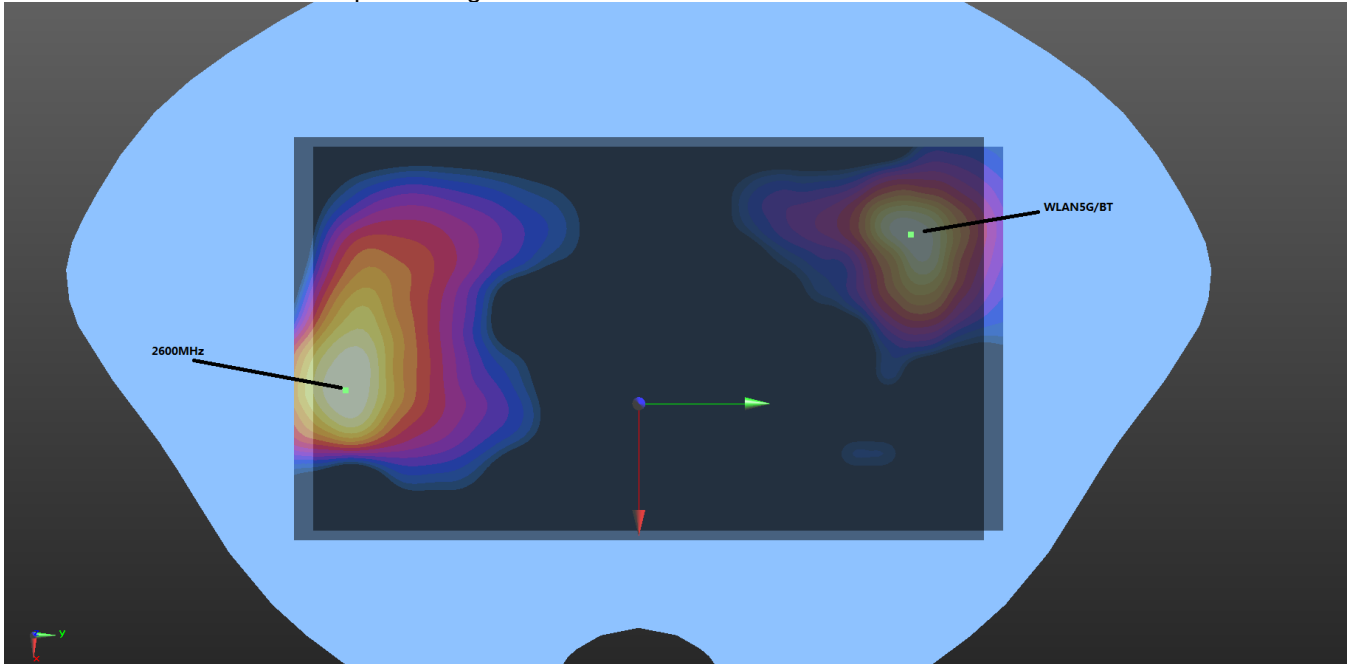
Unless otherwise agreed in writing, this document is issued by the Company subject to its General Conditions of Service printed overleaf, available on request or accessible at <http://www.sgs.com/en/Terms-and-Conditions.aspx> and, for electronic format documents, subject to Terms and Conditions for Electronic Documents at <http://www.sgs.com/en/Terms-and-Conditions/Terms-e-Document.aspx>. Attention is drawn to the limitation of liability, indemnification and jurisdiction issues defined therein. Any holder of this document is advised that information contained hereon reflects the Company's findings at the time of its intervention only and within the limits of Client's instructions, if any. The Company's sole responsibility is to its Client and this document does not exonerate parties to a transaction from exercising all their rights and obligations under the transaction documents. This document cannot be reproduced except in full, without prior written approval of the Company. Any unauthorized alteration, forgery or falsification of the content or appearance of this document is unlawful and offenders may be prosecuted to the fullest extent of the law. Unless otherwise stated the results shown in this test report refer only to the sample(s) tested and such sample(s) are retained for 30 days only.

Attention: To check the authenticity of testing /inspection report & certificate, please contact us at telephone: (86-755) 8307 1443, or email: CN.Doccheck@sgs.com

South of No. 6 Plant, No. 1, Runsheng Road, Suzhou Industrial Park, Suzhou Area, China (Jiangsu) Pilot Free Trade Zone 215000
中国·苏州·中国(江苏)自由贸易试验区苏州片区苏州工业园区润胜路1号的6号厂房南部 邮编: 215000

t (86-512) 62992980 www.sgs.com.cn
t (86-512) 62992980 sgs.china@sgs.com

WWAN +WLAN 5G Product specific 10g SAR 0mm



Unless otherwise agreed in writing, this document is issued by the Company subject to its General Conditions of Service printed overleaf, available on request or accessible at <http://www.sgs.com/en/Terms-and-Conditions.aspx> and, for electronic format documents, subject to Terms and Conditions for Electronic Documents at <http://www.sgs.com/en/Terms-and-Conditions/Terms-e-Documents.aspx>. Attention is drawn to the limitation of liability, indemnification and jurisdiction issues defined therein. Any holder of this document is advised that information contained hereon reflects the Company's findings at the time of its intervention only and within the limits of Client's instructions, if any. The Company's sole responsibility is to its Client and this document does not exonerate parties to a transaction from exercising all their rights and obligations under the transaction documents. This document cannot be reproduced except in full, without prior written approval of the Company. Any unauthorized alteration, forgery or falsification of the content or appearance of this document is unlawful and offenders may be prosecuted to the fullest extent of the law. Unless otherwise stated the results shown in this test report refer only to the sample(s) tested and such sample(s) are retained for 30 days only.

Attention: To check the authenticity of testing /inspection report & certificate, please contact us at telephone: (86-755) 8307 1443, or email: CN.Doccheck@sgs.com

South of No. 6 Plant, No. 1, Runsheng Road, Suzhou Industrial Park, Suzhou Area, China (Jiangsu) Pilot Free Trade Zone 215000
中国·苏州·中国(江苏)自由贸易试验区苏州片区苏州工业园区润胜路1号的6号厂房南面 邮编: 215000

t (86-512) 62992980 www.sgs.com.cn
t (86-512) 62992980 sgs.china@sgs.com

9 Equipment list

Test Platform		SPEAG DASY8 Professional				
Description		SAR Test System (Frequency range 10MHz-10GHz)				
Software Reference		DASY8 Module SAR V16.2.0.1425				
Hardware Reference						
Equipment	Manufacturer	Model	Serial Number	Calibration Date	Due date of calibration	
<input checked="" type="checkbox"/>	Twin Phantom	SPEAG	SAM	2103	NCR	NCR
<input checked="" type="checkbox"/>	DAE	SPEAG	DAE4	1740	2022-08-03	2023-08-02
<input checked="" type="checkbox"/>	E-Field Probe	SPEAG	EX3DV4	7735	2022-08-09	2023-08-08
<input checked="" type="checkbox"/>	Validation Kits	SPEAG	D750V3	1210	2021-08-09	2023-08-08
<input checked="" type="checkbox"/>	Validation Kits	SPEAG	D835V2	4d161	2020-08-28	2023-08-27
<input checked="" type="checkbox"/>	Validation Kits	SPEAG	D1750V2	1105	2020-08-29	2023-08-28
<input checked="" type="checkbox"/>	Validation Kits	SPEAG	D1900V2	5d114	2020-08-27	2023-08-26
<input checked="" type="checkbox"/>	Validation Kits	SPEAG	D2300V2	1072	2022-06-16	2025-06-15
<input checked="" type="checkbox"/>	Validation Kits	SPEAG	D2450V2	922	2020-08-27	2023-08-26
<input checked="" type="checkbox"/>	Validation Kits	SPEAG	D2600V2	1180	2021-05-12	2024-05-11
<input checked="" type="checkbox"/>	Validation Kits	SPEAG	D5GHzV2	1313	2022-01-25	2025-01-24
<input checked="" type="checkbox"/>	Dielectric parameter probes	SPEAG	DAKS-3.5	1120	2022-05-30	2023-05-29
<input checked="" type="checkbox"/>	Vector Network Analyzer and Vector Reflectometer	SPEAG	DAKS_VNA R140	0050920	2022-05-23	2023-05-22
<input checked="" type="checkbox"/>	Universal Radio Communication Tester	R&S	CMW500	111637	2022-09-26	2023-09-26
<input checked="" type="checkbox"/>	RF Bi-Directional Coupler	Agilent	86205-60001	MY31400031	NCR	NCR
<input checked="" type="checkbox"/>	Signal Generator	R&S	SMB100A	182393	2023-02-06	2024-02-05
<input checked="" type="checkbox"/>	Preamplifier	Qiji	YX28980933	202104001	NCR	NCR
<input checked="" type="checkbox"/>	Power Sensor	Keysight	U2002H	MY5639004	2022-9-16	2023-09-15
<input checked="" type="checkbox"/>	Power Sensor	Keysight	U2002H	MY48200110	2022-12-23	2023-12-22
<input checked="" type="checkbox"/>	Attenuator	SHX	TS2-3dB	30704	NCR	NCR
<input checked="" type="checkbox"/>	Coaxial low pass filter	Mini-Circuits	VLF-2500(+)	NA	NCR	NCR
<input checked="" type="checkbox"/>	Coaxial low pass filter	Microlab Fxr	LA-F13	NA	NCR	NCR
<input checked="" type="checkbox"/>	DC POWER SUPPLY	SAKO	SK1730SL5A	NA	NCR	NCR
<input checked="" type="checkbox"/>	Speed reading thermometer	LKM	DTM3000	SUW201-30-01	2022-09-19	2023-09-18
<input checked="" type="checkbox"/>	Humidity and Temperature Indicator	MingGao	MingGao	NA	2022-09-19	2023-09-18

Note: All the equipments are within the valid period when the tests are performed.



Unless otherwise agreed in writing, this document is issued by the Company subject to its General Conditions of Service printed overleaf, available on request or accessible at <http://www.sgs.com/en/Terms-and-Conditions.aspx> and, for electronic format documents, subject to Terms and Conditions for Electronic Documents at <http://www.sgs.com/en/Terms-and-Conditions/Terms-e-Documents.aspx>. Attention is drawn to the limitation of liability, indemnification and jurisdiction issues defined therein. Any holder of this document is advised that information contained hereon reflects the Company's findings at the time of its intervention only and within the limits of Client's instructions, if any. The Company's sole responsibility is to its Client and this document does not exonerate parties to a transaction from exercising all their rights and obligations under the transaction documents. This document cannot be reproduced except in full, without prior written approval of the Company. Any unauthorized alteration, forgery or falsification of the content or appearance of this document is unlawful and offenders may be prosecuted to the fullest extent of the law. Unless otherwise stated the results shown in this test report refer only to the sample(s) tested and such sample(s) are retained for 30 days only.

Attention: To check the authenticity of testing/inspection report & certificate, please contact us at telephone: (86-755) 8307 1443, or email: CN.Doccheck@sgs.com

South of No. 6 Plant, No. 1, Runsheng Road, Suzhou Industrial Park, Suzhou Area, China (Jiangsu) Pilot Free Trade Zone 215000
中国·苏州·中国(江苏)自由贸易试验区苏州片区苏州工业园区润胜路1号的6号厂房南座 邮编: 215000

t (86-512) 62992980 www.sgs.com.cn
t (86-512) 62992980 sgs.china@sgs.com

10 Calibration certificate

Please see the Appendix C

11 Photographs

Please see the Appendix D

Appendix A: Detailed System Check Results

Appendix B: Detailed Test Results

Appendix C: Calibration certificate

Appendix D: Photographs

---END---



Unless otherwise agreed in writing, this document is issued by the Company subject to its General Conditions of Service printed overleaf, available on request or accessible at <http://www.sgs.com/en/Terms-and-Conditions.aspx> and, for electronic format documents, subject to Terms and Conditions for Electronic Documents at <http://www.sgs.com/en/Terms-and-Conditions/Terms-e-Documents.aspx>. Attention is drawn to the limitation of liability, indemnification and jurisdiction issues defined therein. Any holder of this document is advised that information contained hereon reflects the Company's findings at the time of its intervention only and within the limits of Client's instructions, if any. The Company's sole responsibility is to its Client and this document does not exonerate parties to a transaction from exercising all their rights and obligations under the transaction documents. This document cannot be reproduced except in full, without prior written approval of the Company. Any unauthorized alteration, forgery or falsification of the content or appearance of this document is unlawful and offenders may be prosecuted to the fullest extent of the law. Unless otherwise stated the results shown in this test report refer only to the sample(s) tested and such sample(s) are retained for 30 days only.

Attention: To check the authenticity of testing /inspection report & certificate, please contact us at telephone: (86-755) 8307 1443, or email: CN.Doccheck@sgs.com

South of No. 6 Plant, No. 1, Runsheng Road, Suzhou Industrial Park, Suzhou Area, China (Jiangsu) Pilot Free Trade Zone 215000

t (86-512) 62992980 www.sgs.com

中国·苏州·中国(江苏)自由贸易试验区苏州片区苏州工业园区湖胜路1号的6号厂房南面 邮编: 215000

t (86-512) 62992980 sgs.china@sgs.com