



**SGS-CSTC Standards Technical
Services (Shanghai) Co., Ltd.**

588 West Jindu Road, Songjiang District, Shanghai, China

Telephone: +86 (0) 21 6191 5666
Fax: +86 (0) 21 6191 5655
ee.shanghai@sgs.com

Report No.: SHEM111100145803
Page: 1 of 57

TEST REPORT

Application No. : SHEM111100145803
Applicant: Hansong(Nanjing) Technology Ltd.
Equipment Under Test (EUT):
NOTE: The following sample(s) submitted was/were identified on behalf of the client as
EUT Name: Wireless Transmitter
Brand Name: SONAB
Model No: Cloud9 CTX
Fundamental Frequency : 2412-2464 MHz
FCC ID: XCO-SNBCTX
IC: 7756A- SNBCTX
Standards: FCC PART 15 SUBPART C, Section 15.247
RSS-210 Issue 8 (December 2010)
RSS-Gen Issue 3 (December 2010)
Date of Receipt: Nov. 23, 2011
Date of Test: Nov. 24, 2011 to Feb 28, 2012
Date of Issue: Feb 28, 2012
Test Result : **PASS ***

* In the configuration tested, the EUT complied with the standards specified above.

E&E Section Head
SGS-CSTC(Shanghai) Co., Ltd.

E&E EMC Engineer
SGS-CSTC(Shanghai) Co., Ltd.

This document is issued by the Company subject to its General Conditions of Service printed overleaf, available on request or accessible at www.sgs.com/terms_and_conditions.htm and, for electronic format documents, subject to Terms and Conditions for Electronic Documents at www.sgs.com/terms_e-document.htm. Attention is drawn to the limitation of liability, indemnification and jurisdiction issues defined therein. Any holder of this document is advised that information contained hereon reflects the Company's findings at the time of its intervention only and within the limits of Client's instructions, if any. The Company's sole responsibility is to its Client and this document does not exonerate parties to a transaction from exercising all their rights and obligations under the transaction documents. This document cannot be reproduced except in full, without prior written approval of the Company. Any unauthorized alteration, forgery or falsification of the content or appearance of this document is unlawful and offenders may be prosecuted to the fullest extent of the law. Unless otherwise stated the results shown in this test report refer only to the sample(s) tested and such sample(s) are retained for 90 days only



**SGS-CSTC Standards Technical
Services (Shanghai) Co., Ltd.**

588 West Jindu Road, Songjiang District, Shanghai, China

Telephone: +86 (0) 21 6191 5666

Fax: +86 (0) 21 6191 5655

ee.shanghai@sgs.com

Report No.: SHEM111100145803

Page: 2 of 57

2 Test Summary

TEST ITEM	FCC REFERENCE	IC REFERENCE	Test Procedure	RESULT
Power line conducted emission	15.207	RSS-Gen Issue 8 Clause 7.2.4	ANSI C63.10,2009	Pass
Radiated emission	15.205 & 15.209	RSS-210 Issue 8 Clause 2	ANSI C63.4,2003 KDB 558074	Pass
Channel number of hopping system	15.247(a)(1)(iii)	RSS-210 Issue 8 Annex 8	N/A	NA
Average time of occupancy in any channel	15.247(a)(1)(iii)	RSS-210 Issue 8 Annex 8	NA	NA
Minimum 6dB Bandwidth	15.247(a)(2)	RSS-210 Issue 8 Annex 8	KDB 558074	Pass
Maximum peak output power	15.247(b)	RSS-210 Issue 8 Annex 8	ANSI C63.10,2009	Pass
Radiated Emission BandEdge	15.247(c)	---	ANSI C63.4,2003 KDB 558074	Pass
Emission outside the Frequency band	15.247(d)	RSS-210 Issue 8 Annex 8	ANSI C63.4,2003 KDB 558074	Pass
Power spectrum density	15.247(e)	RSS-210 Issue 8 Annex 8	ANSI C63.10,2009	Pass
Occupied bandwidth	---	RSS-Gen Issue 3 Clause 4.6.1	RSS-Gen Issue 3 Clause 4.6.1	Tested



SGS-CSTC Standards Technical Services (Shanghai) Co., Ltd.

588 West Jindu Road, Songjiang District, Shanghai, China

Telephone: +86 (0) 21 6191 5666

Fax: +86 (0) 21 6191 5655

ee.shanghai@sgs.com

Report No.: SHEM111100145803

Page: 3 of 57

3 Contents

	Page
1 COVER PAGE	1
2 TEST SUMMARY	2
3 CONTENTS	3
4 GENERAL INFORMATION	4
4.1 CLIENT INFORMATION	4
4.2 DETAILS OF E.U.T.	4
4.3 DESCRIPTION OF SUPPORT UNITS	4
4.4 TEST LOCATION	5
4.5 OTHER INFORMATION REQUESTED BY THE CUSTOMER	5
4.6 TEST FACILITY	5
5 TEST INSTRUMENTS	6
6 E.U.T. OPERATION	8
7 TEST PROCEDURE & MEASUREMENT DATA	8
7.1 CONDUCTED EMISSION TEST	8
7.2 SPURIOUS RADIATED EMISSION TEST	11
7.3 6dB BANDWIDTH	19
7.4 PEAK OUTPUT POWER MEASUREMENT	23
7.5 RADIATED EMISSION BAND EDGE	27
7.6 CONDUCTED SPURIOUS EMISSION TEST	44
7.7 PEAK POWER SPECTRAL DENSITY	50
7.8 OCCUPIED BANDWIDTH TEST	54



**SGS-CSTC Standards Technical
Services (Shanghai) Co., Ltd.**

588 West Jindu Road, Songjiang District, Shanghai, China

Telephone: +86 (0) 21 6191 5666

Fax: +86 (0) 21 6191 5655

ee.shanghai@sgs.com

Report No.: SHEM111100145803

Page: 4 of 57

4 General Information									
4.1 Client Information									
Applicant :	Hansong(Nanjing) Technology Ltd.								
Applicant Address:	8 th Kangping Road, Jiangning Economy and Technology Development Zone, Nanjing, 201106, China								
Manufacturer:	Hansong(Nanjing) Technology Ltd.								
Manufacturer Address:	8 th Kangping Road, Jiangning Economy and Technology Development Zone, Nanjing, 201106, China								
4.2 Details of E.U.T.									
EUT Name:	Wireless Transmitter								
Brand Name:	SONAB								
Model No:	Cloud9 CTX								
Power Supply:	By PC USB interface or DC 5V, 1A power adaptor								
AC adaptor:	Manufacturer: KINGWALL Model: AS060-050-UA120 INPUT: 100-240V~50/60Hz 0.15A OUTPUT: 5V, 1.2A								
USB Cable:	Length: 1.0m								
Hardware Version:	VM1.0								
Software Version:	VM1.00								
Frequency Band Channels :	2412-2464 MHz Channel Description: <table border="1" data-bbox="584 1407 1451 1575"><thead><tr><th>Channel of Transmitter</th><th>Frequency(MHz)</th></tr></thead><tbody><tr><td>1</td><td>2412</td></tr><tr><td>2</td><td>2438</td></tr><tr><td>3</td><td>2464</td></tr></tbody></table>	Channel of Transmitter	Frequency(MHz)	1	2412	2	2438	3	2464
Channel of Transmitter	Frequency(MHz)								
1	2412								
2	2438								
3	2464								
Modulation Type:	QPSK								
Antenna:	A & B Remark: A and B do not work at same time.								

4.3 Description of Support Units

Name	Model No.	Remark
Laptop	ThinkPad X100e	N/A

This document is issued by the Company subject to its General Conditions of Service printed overleaf, available on request or accessible at www.sgs.com/terms_and_conditions.htm and, for electronic format documents, subject to Terms and Conditions for Electronic Documents at www.sgs.com/terms_e-document.htm. Attention is drawn to the limitation of liability, indemnification and jurisdiction issues defined therein. Any holder of this document is advised that information contained hereon reflects the Company's findings at the time of its intervention only and within the limits of Client's instructions, if any. The Company's sole responsibility is to its Client and this document does not exonerate parties to a transaction from exercising all their rights and obligations under the transaction documents. This document cannot be reproduced except in full, without prior written approval of the Company. Any unauthorized alteration, forgery or falsification of the content or appearance of this document is unlawful and offenders may be prosecuted to the fullest extent of the law. Unless otherwise stated the results shown in this test report refer only to the sample(s) tested and such sample(s) are retained for 90 days only



SGS-CSTC Standards Technical Services (Shanghai) Co., Ltd.

588 West Jindu Road, Songjiang District, Shanghai, China

Telephone: +86 (0) 21 6191 5666

Fax: +86 (0) 21 6191 5655

ee.shanghai@sgs.com

Report No.: SHEM111100145803

Page: 5 of 57

AC Adapter	Lenovo 65W 20V	N/A
Mouse	Lenovo M-UAE119	N/A
Wireless Loudspeaker	Cloud9 CLS	N/A

4.4 Test Location

Tests were performed at:

SGS-CSTC Standards Technical Services (Shanghai) Co., Ltd.

No.588 West Jindu Road, Songjiang District, Shanghai, China. 201612.

Tel: +86 21 6191 5666 Fax: +86 21 6191 5655

4.5 Other Information Requested by the Customer

None.

4.6 Test Facility

The test facility is recognized, certified, or accredited by the following organizations:

- **CNAS (No. CNAS L0599)**

CNAS has accredited SGS-CSTC Standards Technical Services (Shanghai) Co., Ltd. to ISO/IEC 17025:2005 General Requirements for the Competence of Testing and Calibration Laboratories (CNAS-CL01 Accreditation Criteria for the Competence of Testing and Calibration Laboratories) for the competence in the field of testing. Date of expiry: 2014-07-26.

- **FCC – Registration No.: 402683**

SGS-CSTC Standards Technical Services (Shanghai) Co., Ltd. has been registered and fully described in a report filed with the Federal Communications Commission (FCC). The acceptance letter from the FCC is maintained in our files. Registration No.: 402683, Expiry Date: 2012-03-17.

- **Industry Canada (IC) – IC Assigned Code: 8617A**

The 3m Semi-anechoic chamber of SGS-CSTC Standards Technical Services (Shanghai) Co., Ltd. has been registered by Certification and Engineering Bureau of Industry Canada for radio equipment testing with Registration No.: 8617A. Expiry Date: 2014-09-20.

- **VCCI (Member No.: 3061)**

The 3m Semi-anechoic chamber and Shielded Room of SGS-CSTC Standards Technical Services (Shanghai) Co., Ltd. has been registered in accordance with the Regulations for Voluntary Control Measures with Registration No.: R-3172 and C-3514 respectively. Date of Registration: 2009-11-30. Date of Expiry: 2012-03-17.



5 Test Instruments

Item	Test Equipment	Manufacturer	Model No.	Serial No.	Cal. Date	Cal. Due date
1	EMI test receiver	Rohde & Schwarz	ESU40	100109	2011-06-03	2012-06-01
2	Horn Antenna	SCHWARZBECK	BBHA9120D	9120D-679	2011-06-03	2012-06-01
3	Horn Antenna	Rohde & Schwarz	HF906	100284	2011-03-12	2012-03-10
4	ANTENNA	SCHWARZBECK	VULB9168	9168-313	2011-06-03	2012-06-01
5	Ultra broadband antenna	Rohde & Schwarz	HL562	100227	2011-10-09	2012-10-08
6	Atmosphere pressure meter	Shanghai ZhongXuan Electronic Co;Ltd	BY—2009P	--	2011-10-15	2012-10-14
7	CLAMP METER	FLUKE	316	86080010	2011-04-22	2012-04-20
8	Thermo-Hygrometer	ZHICHEN	ZC1-2	01050033	2011-10-14	2012-10-13
9	High-low temperature cabinet	Shanghai YuanZhen	GW2050	--	2011-06-17	2012-06-16
11	Tunable Notch Filter	Wainwright instruments Gmbh	WRCT1800.0/2000.0-0.2/40-5SSK	11	2011-01-26	2012-01-25
12	Tunable Notch Filter	Wainwright instruments Gmbh	WRCT800.0/880.0-0.2/40-5SSK	9	2011-01-26	2012-01-25
13	High pass Filter	FSCW	HP 12/2800-5AA2	19A45-02	2011-04-08	2012-04-07
14	Low noise amplifier	TESEQ	LNA6900	70133	2011-07-05	2012-07-04



**SGS-CSTC Standards Technical
Services (Shanghai) Co., Ltd.**

588 West Jindu Road, Songjiang District, Shanghai, China

Telephone: +86 (0) 21 6191 5666

Fax: +86 (0) 21 6191 5655

ee.shanghai@sgs.com

Report No.: SHEM111100145803

Page: 7 of 57

15	EMI test receiver	Rohde & Schwarz	ESCS30	100086	2011-06-04	2012-06-03
16	Line impedance stabilization network	SCHWARZBECK	NSLK8127	8127-490	2011-05-07	2012-05-06



6 E.U.T. Operation

Input voltage: 5VDC

Operating Environment:

Temperature: 25.0 °C

Humidity: 45 % RH

Atmospheric Pressure: 1010 mbar

EUT Operation: The EUT has been tested under operating condition.

Test program was used to control the EUT for staying in continuous transmitting and receiving mode is programmed.

Channel low (2412MHz) mid(2438MHz) high(2464MHz)

7 Test Procedure & Measurement Data

7.1 Conducted Emission Test

Test Requirement: FCC Part15 15.207

Test date: Nov. 28, 2011

Standard Applicable According to section 15.207, frequency 150KHz to 30MHz shall not exceed the limit table as below.

Frequency of Emission (MHz)	Conducted Limit (dBuV)	
	Quasi-peak	Average
0.15-0.5	66 to 56 [*]	56 to 46 [*]
0.5-5	56	46
5-30	60	50

EUT Setup

1.The conducted emission tests were performed in the test site,using the setup in accordance with the ANSI C63.10-2009.

2.EUT is charged with PC.The AC Power adaptor of PC was plug-in LISN.The rear of the EUT and periphearals were placed flushed with the rear of the tabletop.

3.The LISN was connected with 120V AC/60Hz power source.

Measurement Result

Operation mode:Normal Link Mode

Note:All test modes have been tested.



SGS-CSTC Standards Technical Services (Shanghai) Co., Ltd.

588 West Jindu Road, Songjiang District, Shanghai, China

Telephone: +86 (0) 21 6191 5666

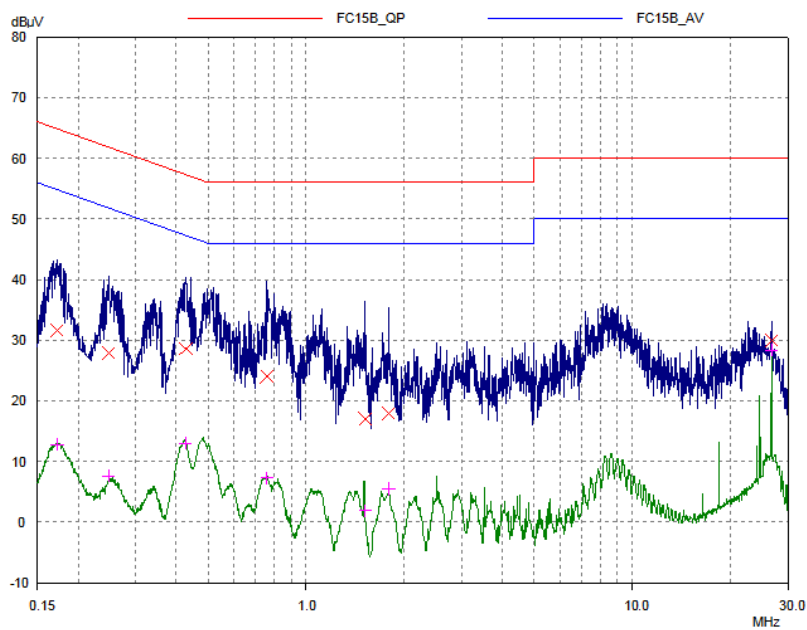
Fax: +86 (0) 21 6191 5655

ee.shanghai@sgs.com

Report No.: SHEM111100145803

Page: 9 of 57

L line:



Final Measurement Results

Frequency MHz	QP Level dBμV	QP Limit dBμV	QP Delta dB
0.17217	31.66	64.86	33.20
0.24817	27.84	61.82	33.98
0.42734	28.62	57.30	28.68
0.75825	23.98	56.00	32.02
1.51371	17.02	56.00	38.98
1.79033	17.94	56.00	38.06
26.62106	29.98	60.00	30.02

Frequency MHz	AV Level dBμV	AV Limit dBμV	AV Delta dB
0.17217	12.81	54.86	42.05
0.24817	7.53	51.82	44.29
0.42734	12.93	47.30	34.37
0.75825	7.23	46.00	38.77
1.51371	1.85	46.00	44.15
1.79033	5.39	46.00	40.61
26.62106	28.35	50.00	21.65

This document is issued by the Company subject to its General Conditions of Service printed overleaf, available on request or accessible at www.sgs.com/terms_and_conditions.htm and, for electronic format documents, subject to Terms and Conditions for Electronic Documents at www.sgs.com/terms_e-document.htm. Attention is drawn to the limitation of liability, indemnification and jurisdiction issues defined therein. Any holder of this document is advised that information contained hereon reflects the Company's findings at the time of its intervention only and within the limits of Client's instructions, if any. The Company's sole responsibility is to its Client and this document does not exonerate parties to a transaction from exercising all their rights and obligations under the transaction documents. This document cannot be reproduced except in full, without prior written approval of the Company. Any unauthorized alteration, forgery or falsification of the content or appearance of this document is unlawful and offenders may be prosecuted to the fullest extent of the law. Unless otherwise stated the results shown in this test report refer only to the sample(s) tested and such sample(s) are retained for 90 days only.



SGS-CSTC Standards Technical Services (Shanghai) Co., Ltd.

588 West Jindu Road, Songjiang District, Shanghai, China

Telephone: +86 (0) 21 6191 5666

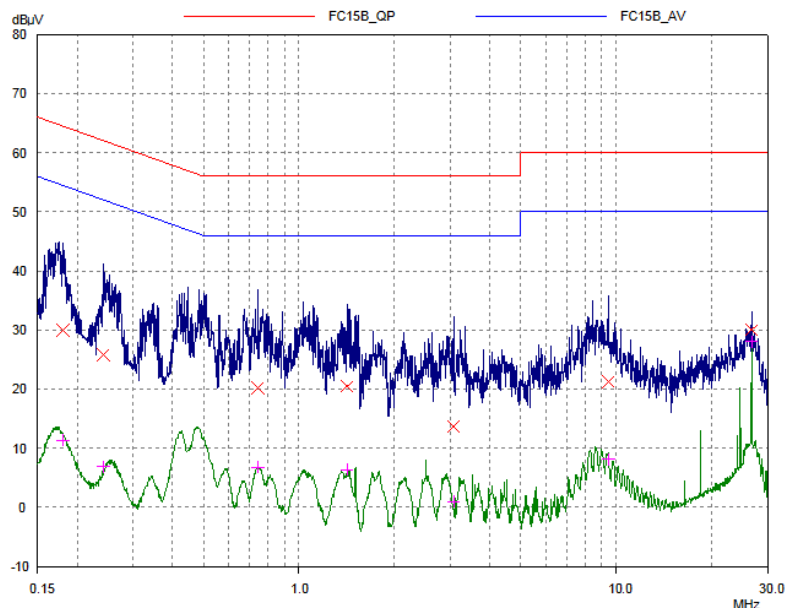
Fax: +86 (0) 21 6191 5655

ee.shanghai@sgs.com

Report No.: SHEM111100145803

Page: 10 of 57

N Line:



Final Measurement Results

Frequency MHz	QP Level dBuV	QP Limit dBuV	QP Delta dB
0.18062	29.98	64.46	34.48
0.24181	25.72	62.03	36.31
0.74325	20.24	56.00	35.76
1.41713	20.48	56.00	35.52
3.07056	13.68	56.00	42.32
9.43795	21.24	60.00	38.76
26.62106	30.02	60.00	29.98

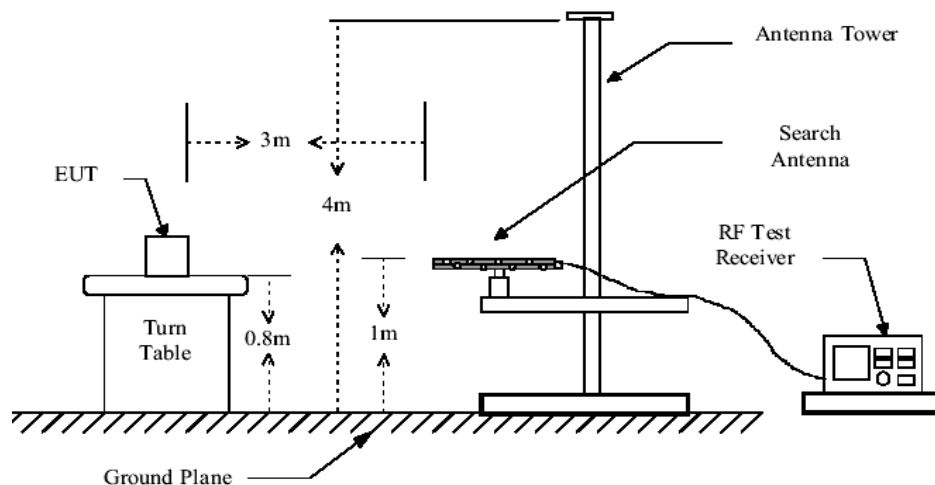
Frequency MHz	AV Level dBuV	AV Limit dBuV	AV Delta dB
0.18062	11.34	54.46	43.12
0.24181	6.85	52.03	45.18
0.74325	6.79	46.00	39.21
1.41713	6.39	46.00	39.61
3.07056	1.02	46.00	44.98
9.43795	8.10	50.00	41.90
26.62106	28.04	50.00	21.96

This document is issued by the Company subject to its General Conditions of Service printed overleaf, available on request or accessible at www.sgs.com/terms_and_conditions.htm and, for electronic format documents, subject to Terms and Conditions for Electronic Documents at www.sgs.com/terms_e-document.htm. Attention is drawn to the limitation of liability, indemnification and jurisdiction issues defined therein. Any holder of this document is advised that information contained hereon reflects the Company's findings at the time of its intervention only and within the limits of Client's instructions, if any. The Company's sole responsibility is to its Client and this document does not exonerate parties to a transaction from exercising all their rights and obligations under the transaction documents. This document cannot be reproduced except in full, without prior written approval of the Company. Any unauthorized alteration, forgery or falsification of the content or appearance of this document is unlawful and offenders may be prosecuted to the fullest extent of the law. Unless otherwise stated the results shown in this test report refer only to the sample(s) tested and such sample(s) are retained for 90 days only.

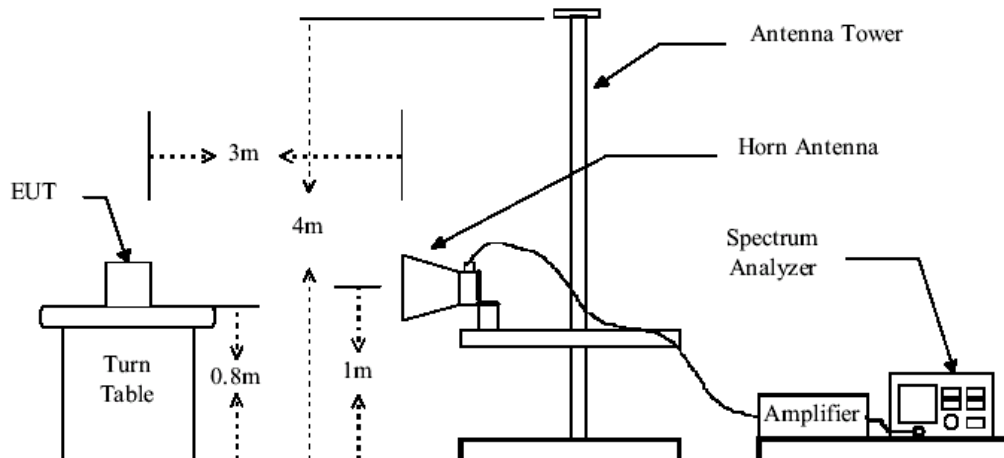
7.2 Spurious Radiated Emission Test

- Test Requirement:** FCC Part15 247(c)
- Test date:** Dec 12, 2011 and Feb 28, 2012
- Standard Applicable:** According to section 15.247(c), all other emissions outside these bands shall not exceed the general radiated emission limits specified in section 15.209(a). And according to section 15.33(a)(1), for an intentional radiator operates below 10GHz, the frequency range of measurements: to the tenth harmonic of the highest fundamental frequency or to 40GHz, which is lower.
- Measurement Procedure:**
1. The EUT was placed on a turn table which is 0.8m above ground plane.
 2. The turn table shall rotate 360 degrees to determine the position of maximum emission level.
 3. EUT is set 3m away from the receiving antenna which varied from 1m to 4m to find out the highest emissions.
Test instrumentation resolution bandwidth 120 kHz and Quasi-Peak detector applies (30 MHz - 1000 MHz). 1MHz resolution bandwidth and Peak detector apply (1000 MHz – 25GHz)
Above 1GHz
(a) PEAK: RBW=VBW=1MHz / Sweep=AUTO
(b) AVERAGE: RBW=1MHz / VBW=10Hz / Sweep=AUTO.
 4. Maximum procedure was performed on the six highest emissions to ensure EUT compliance.
 5. And also, each emission was to be maximized by changing the polarization of receiving antenna both horizontal and vertical.
 6. Repeat above procedures until all frequency measured were complete.

Radiated Test Set-up: Radiated Emission Test Set-up, Frequency Below 1000MHz



Radiated Emission Test Set-up Frequency Over 1GHz



Low noise amplifier was used below 1GHz, High pass Filter was used above 1GHz.

Operation Mode: TX Low Mid CH 2412MHz Antenna A

30MHz~1GHz Spurious Emissions .Quasi-Peak Measurement

Frequency (MHz)	Antenna factors (dB/m)	Cable loss (dB)	Preamp factor (dB)	Reading Level (dBμV)	Emission Level (dBμV/m)	Limit (dBμV/m)	Antenna polarization
440.12	11.5	1.5	24.5	48.92	37.42	46.00	Vertical
233.31	14.5	2.1	24.4	45.50	37.70	46.00	Horizontal

1~25 GHz Harmonics & Spurious Emissions. Peak & Average Measurement

Peak Measurement:

Frequency (MHz)	Antenna factors (dB/m)	Cable loss (dB)	Filter (dB)	Preamp factor (dB)	Reading Level (dB V)	Emission Level (dB V/m)	Limit (dB V/m)	Antenna polarization
4824.0	31.0	1.2	0.5	43.4	57.48	46.78	74	Vertical
7236.0	35.5	1.7	0.6	43.1	46.38	41.08	74	Vertical
9648.0	37.7	2.1	0.9	43.3	48.85	46.25	74	Vertical
4824.0	31.0	1.2	0.5	43.4	55.22	44.52	74	Horizontal
7236.0	35.5	1.7	0.6	43.1	46.44	41.14	74	Horizontal
9648.0	37.7	2.1	0.9	43.3	44.43	41.83	74	Horizontal



SGS-CSTC Standards Technical Services (Shanghai) Co., Ltd.

588 West Jindu Road, Songjiang District, Shanghai, China

Telephone: +86 (0) 21 6191 5666

Fax: +86 (0) 21 6191 5655

ee.shanghai@sgs.com

Report No.: SHEM111100145803

Page: 13 of 57

Average Measurement:

Frequency (MHz)	Antenna factors (dB/m)	Cable loss (dB)	Filter (dB)	Preamplifier factor (dB)	Reading Level (dB V)	Emission Level (dB V/m)	Limit (dB V/m)	Antenna polarization
4824.0	31.0	1.2	0.5	43.4	48.97	38.27	54	Vertical
7236.0	35.5	1.7	0.6	43.1	36.42	31.12	54	Vertical
9648.0	37.7	2.1	0.9	43.3	37.80	35.20	54	Vertical
4824.0	31.0	1.2	0.5	43.4	45.98	35.28	54	Horizontal
7236.0	35.5	1.7	0.6	43.1	36.65	31.35	54	Horizontal
9648.0	37.7	2.1	0.9	43.3	35.27	32.67	54	Horizontal

The field strength is calculated by adding the Antenna Factor. Cable Factor & Preamplifier. The basic equation with a sample calculation is as follows:

Final Test Level = Receiver Reading + Antenna Factor + Cable Factor + Filter - Preamplifier Factor

Operation Mode: TX Mid CH 2438MHz Antenna A

30MHz~1GHz Spurious Emissions .Quasi-Peak Measurement

Frequency (MHz)	Antenna factors (dB/m)	Cable loss (dB)	Preamplifier factor (dB)	Reading Level (dBμV)	Emission Level (dBμV/m)	Limit (dBμV/m)	Antenna polarization
110.70	11.5	1.5	24.5	49.00	37.50	43.50	Vertical
110.70	14.5	2.1	24.4	45.27	37.47	43.50	Horizontal

1~25 GHz Harmonics & Spurious Emissions. Peak & Average Measurement

Peak Measurement:

Frequency (MHz)	Antenna factors (dB/m)	Cable loss (dB)	Filter (dB)	Preamplifier factor (dB)	Reading Level (dB V)	Emission Level (dB V/m)	Limit (dB V/m)	Antenna polarization
4876.0	31.1	1.3	0.5	43.5	52.36	41.76	74	Vertical
7314.0	35.7	1.7	0.6	43.1	46.76	41.66	74	Vertical
9752.0	37.8	2.1	0.9	43.0	47.26	45.06	74	Vertical
4876.0	31.1	1.3	0.5	43.5	56.27	45.67	74	Horizontal
7314.0	35.7	1.7	0.6	43.1	46.73	41.63	74	Horizontal
9752.0	37.8	2.1	0.9	43.0	48.45	46.25	74	Horizontal

This document is issued by the Company subject to its General Conditions of Service printed overleaf, available on request or accessible at www.sgs.com/terms_and_conditions.htm and, for electronic format documents, subject to Terms and Conditions for Electronic Documents at www.sgs.com/terms_e-document.htm. Attention is drawn to the limitation of liability, indemnification and jurisdiction issues defined therein. Any holder of this document is advised that information contained hereon reflects the Company's findings at the time of its intervention only and within the limits of Client's instructions, if any. The Company's sole responsibility is to its Client and this document does not exonerate parties to a transaction from exercising all their rights and obligations under the transaction documents. This document cannot be reproduced except in full, without prior written approval of the Company. Any unauthorized alteration, forgery or falsification of the content or appearance of this document is unlawful and offenders may be prosecuted to the fullest extent of the law. Unless otherwise stated the results shown in this test report refer only to the sample(s) tested and such sample(s) are retained for 90 days only



SGS-CSTC Standards Technical Services (Shanghai) Co., Ltd.

588 West Jindu Road, Songjiang District, Shanghai, China

Telephone: +86 (0) 21 6191 5666

Fax: +86 (0) 21 6191 5655

ee.shanghai@sgs.com

Report No.: SHEM111100145803

Page: 14 of 57

Average Measurement:

Frequency (MHz)	Antenna factors (dB/m)	Cable loss (dB)	Filter (dB)	Preamp factor (dB)	Reading Level (dB V)	Emission Level (dB V/m)	Limit (dB V/m)	Antenna polarization
4876.0	31.1	1.3	0.5	43.5	46.10	35.50	54	Vertical
7314.0	35.7	1.7	0.6	43.1	37.24	32.14	54	Vertical
9752.0	37.8	2.1	0.9	43.0	37.34	35.14	54	Vertical
4876.0	31.1	1.3	0.5	43.5	49.32	38.72	54	Horizontal
7314.0	35.7	1.7	0.6	43.1	36.12	31.02	54	Horizontal
9752.0	37.8	2.1	0.9	43.0	37.52	35.32	54	Horizontal

The field strength is calculated by adding the Antenna Factor. Cable Factor & Preamplifier. The basic equation with a sample calculation is as follows:

Final Test Level = Receiver Reading + Antenna Factor + Cable Factor + Filter - Preamplifier Factor

Operation Mode: TX High CH 2464MHz Antenna A

30MHz~1GHz Spurious Emissions .Quasi-Peak Measurement

Frequency (MHz)	Antenna factors (dB/m)	Cable loss (dB)	Preamp factor (dB)	Reading Level (dBμV)	Emission Level (dBμV/m)	Limit (dBμV/m)	Antenna polarization
110.70	11.5	1.5	24.5	49.51	38.01	43.50	Vertical
110.70	14.5	2.1	24.4	36.37	28.57	43.50	Horizontal

1~25 GHz Harmonics & Spurious Emissions. Peak & Average Measurement

Peak Measurement:

Frequency (MHz)	Antenna factors (dB/m)	Cable loss (dB)	Filter (dB)	Preamp factor (dB)	Reading Level (dB V)	Emission Level (dB V/m)	Limit (dB V/m)	Antenna polarization
4928.0	31.4	1.4	0.5	43.9	53.06	42.46	74	Vertical
7392.0	35.8	1.7	0.6	43.1	46.57	41.57	74	Vertical
9856.0	38.0	2.2	0.9	42.8	46.22	44.52	74	Vertical
4928.0	31.4	1.4	0.5	43.9	56.92	46.32	74	Horizontal
7392.0	35.8	1.7	0.6	43.1	49.56	44.56	74	Horizontal
9856.0	38.0	2.2	0.9	42.8	46.78	45.08	74	Horizontal

This document is issued by the Company subject to its General Conditions of Service printed overleaf, available on request or accessible at www.sgs.com/terms_and_conditions.htm and, for electronic format documents, subject to Terms and Conditions for Electronic Documents at www.sgs.com/terms_e-document.htm. Attention is drawn to the limitation of liability, indemnification and jurisdiction issues defined therein. Any holder of this document is advised that information contained hereon reflects the Company's findings at the time of its intervention only and within the limits of Client's instructions, if any. The Company's sole responsibility is to its Client and this document does not exonerate parties to a transaction from exercising all their rights and obligations under the transaction documents. This document cannot be reproduced except in full, without prior written approval of the Company. Any unauthorized alteration, forgery or falsification of the content or appearance of this document is unlawful and offenders may be prosecuted to the fullest extent of the law. Unless otherwise stated the results shown in this test report refer only to the sample(s) tested and such sample(s) are retained for 90 days only



SGS-CSTC Standards Technical Services (Shanghai) Co., Ltd.

588 West Jindu Road, Songjiang District, Shanghai, China

Telephone: +86 (0) 21 6191 5666

Fax: +86 (0) 21 6191 5655

ee.shanghai@sgs.com

Report No.: SHEM111100145803

Page: 15 of 57

Average Measurement:

Frequency (MHz)	Antenna factors (dB/m)	Cable loss (dB)	Filter (dB)	Preamp factor (dB)	Reading Level (dB V)	Emission Level (dB V/m)	Limit (dB V/m)	Antenna polarization
4928.0	31.4	1.4	0.5	43.9	47.54	36.94	54	Vertical
7392.0	35.8	1.7	0.6	43.1	35.78	30.78	54	Vertical
9856.0	38.0	2.2	0.9	42.8	35.94	34.24	54	Vertical
4928.0	31.4	1.4	0.5	43.9	51.93	41.33	54	Horizontal
7392.0	35.8	1.7	0.6	43.1	37.65	32.65	54	Horizontal
9856.0	38.0	2.2	0.9	42.8	36.48	34.78	54	Horizontal

The field strength is calculated by adding the Antenna Factor. Cable Factor & Preamplifier. The basic equation with a sample calculation is as follows:

Final Test Level = Receiver Reading + Antenna Factor + Cable Factor + Filter - Preamplifier Factor

Operation Mode: TX Low Mid CH 2412MHz Antenna B

30MHz~1GHz Spurious Emissions .Quasi-Peak Measurement

Frequency (MHz)	Antenna factors (dB/m)	Cable loss (dB)	Preamp factor (dB)	Reading Level (dBμV)	Emission Level (dBμV/m)	Limit (dBμV/m)	Antenna polarization
362.23	11.5	1.5	24.5	46.71	35.21	46.00	Vertical
354.30	14.5	2.1	24.4	44.42	36.62	46.00	Horizontal

1~25 GHz Harmonics & Spurious Emissions. Peak & Average Measurement

Peak Measurement:

Frequency (MHz)	Antenna factors (dB/m)	Cable loss (dB)	Filter (dB)	Preamp factor (dB)	Reading Level (dB V)	Emission Level (dB V/m)	Limit (dB V/m)	Antenna polarization
4825.4	31.0	1.2	0.5	43.4	54.66	43.96	74	Vertical
7238.2	35.5	1.7	0.6	43.1	46.20	40.90	74	Vertical
9649.6	37.7	2.1	0.9	43.3	47.61	45.01	74	Vertical
4825.6	31.0	1.2	0.5	43.4	53.50	42.80	74	Horizontal
7237.8	35.5	1.7	0.6	43.1	46.06	40.76	74	Horizontal
9650.0	37.7	2.1	0.9	43.3	45.39	42.79	74	Horizontal

This document is issued by the Company subject to its General Conditions of Service printed overleaf, available on request or accessible at www.sgs.com/terms_and_conditions.htm and, for electronic format documents, subject to Terms and Conditions for Electronic Documents at www.sgs.com/terms_e-document.htm. Attention is drawn to the limitation of liability, indemnification and jurisdiction issues defined therein. Any holder of this document is advised that information contained hereon reflects the Company's findings at the time of its intervention only and within the limits of Client's instructions, if any. The Company's sole responsibility is to its Client and this document does not exonerate parties to a transaction from exercising all their rights and obligations under the transaction documents. This document cannot be reproduced except in full, without prior written approval of the Company. Any unauthorized alteration, forgery or falsification of the content or appearance of this document is unlawful and offenders may be prosecuted to the fullest extent of the law. Unless otherwise stated the results shown in this test report refer only to the sample(s) tested and such sample(s) are retained for 90 days only



SGS-CSTC Standards Technical Services (Shanghai) Co., Ltd.

588 West Jindu Road, Songjiang District, Shanghai, China

Telephone: +86 (0) 21 6191 5666

Fax: +86 (0) 21 6191 5655

ee.shanghai@sgs.com

Report No.: SHEM111100145803

Page: 16 of 57

Average Measurement:

Frequency (MHz)	Antenna factors (dB/m)	Cable loss (dB)	Filter (dB)	Preamp factor (dB)	Reading Level (dB V)	Emission Level (dB V/m)	Limit (dB V/m)	Antenna polarization
4825.4	31.0	1.2	0.5	43.4	46.15	35.45	54	Vertical
7238.2	35.5	1.7	0.6	43.1	35.24	29.94	54	Vertical
9649.6	37.7	2.1	0.9	43.3	37.56	34.96	54	Vertical
4825.6	31.0	1.2	0.5	43.4	44.26	33.56	54	Horizontal
7237.8	35.5	1.7	0.6	43.1	36.27	30.97	54	Horizontal
9650.0	37.7	2.1	0.9	43.3	35.23	32.63	54	Horizontal

The field strength is calculated by adding the Antenna Factor. Cable Factor & Preamplifier. The basic equation with a sample calculation is as follows:

Final Test Level = Receiver Reading + Antenna Factor + Cable Factor + Filter - Preamplifier Factor

Operation Mode: TX Mid CH 2438MHz Antenna B

30MHz~1GHz Spurious Emissions .Quasi-Peak Measurement

Frequency (MHz)	Antenna factors (dB/m)	Cable loss (dB)	Preamp factor (dB)	Reading Level (dBμV)	Emission Level (dBμV/m)	Limit (dBμV/m)	Antenna polarization
267.82	11.5	1.5	24.5	47.12	35.62	43.50	Vertical
278.83	14.5	2.1	24.4	44.63	36.83	43.50	Horizontal

1~25 GHz Harmonics & Spurious Emissions. Peak & Average Measurement

Peak Measurement:

Frequency (MHz)	Antenna factors (dB/m)	Cable loss (dB)	Filter (dB)	Preamp factor (dB)	Reading Level (dB V)	Emission Level (dB V/m)	Limit (dB V/m)	Antenna polarization
4876.0	31.1	1.3	0.5	43.5	50.54	39.94	74	Vertical
7314.0	35.7	1.7	0.6	43.1	46.59	41.49	74	Vertical
9752.0	37.8	2.1	0.9	43.0	46.03	43.83	74	Vertical
4876.0	31.1	1.3	0.5	43.5	55.55	44.95	74	Horizontal
7314.0	35.7	1.7	0.6	43.1	46.26	41.16	74	Horizontal
9752.0	37.8	2.1	0.9	43.0	46.32	44.12	74	Horizontal

This document is issued by the Company subject to its General Conditions of Service printed overleaf, available on request or accessible at www.sgs.com/terms_and_conditions.htm and, for electronic format documents, subject to Terms and Conditions for Electronic Documents at www.sgs.com/terms_e-document.htm. Attention is drawn to the limitation of liability, indemnification and jurisdiction issues defined therein. Any holder of this document is advised that information contained hereon reflects the Company's findings at the time of its intervention only and within the limits of Client's instructions, if any. The Company's sole responsibility is to its Client and this document does not exonerate parties to a transaction from exercising all their rights and obligations under the transaction documents. This document cannot be reproduced except in full, without prior written approval of the Company. Any unauthorized alteration, forgery or falsification of the content or appearance of this document is unlawful and offenders may be prosecuted to the fullest extent of the law. Unless otherwise stated the results shown in this test report refer only to the sample(s) tested and such sample(s) are retained for 90 days only



SGS-CSTC Standards Technical Services (Shanghai) Co., Ltd.

588 West Jindu Road, Songjiang District, Shanghai, China

Telephone: +86 (0) 21 6191 5666
Fax: +86 (0) 21 6191 5655
ee.shanghai@sgs.com

Report No.: SHEM111100145803
Page: 17 of 57

Average Measurement:

Frequency (MHz)	Antenna factors (dB/m)	Cable loss (dB)	Filter (dB)	Preamp factor (dB)	Reading Level (dB V)	Emission Level (dB V/m)	Limit (dB V/m)	Antenna polarization
4876.0	31.1	1.3	0.5	43.5	44.28	33.68	54	Vertical
7314.0	35.7	1.7	0.6	43.1	36.07	30.97	54	Vertical
9752.0	37.8	2.1	0.9	43.0	36.11	33.91	54	Vertical
4876.0	31.1	1.3	0.5	43.5	48.60	38.00	54	Horizontal
7314.0	35.7	1.7	0.6	43.1	35.65	30.55	54	Horizontal
9752.0	37.8	2.1	0.9	43.0	35.39	33.19	54	Horizontal

The field strength is calculated by adding the Antenna Factor. Cable Factor & Preamplifier. The basic equation with a sample calculation is as follows:

Final Test Level = Receiver Reading + Antenna Factor + Cable Factor + Filter - Preamplifier Factor

Operation Mode: TX High CH 2464MHz Antenna B

30MHz~1GHz Spurious Emissions .Quasi-Peak Measurement

Frequency (MHz)	Antenna factors (dB/m)	Cable loss (dB)	Preamp factor (dB)	Reading Level (dBμV)	Emission Level (dBμV/m)	Limit (dBμV/m)	Antenna polarization
224.56	11.5	1.5	24.5	45.44	33.94	43.50	Vertical
253.41	14.5	2.1	24.4	43.29	35.49	43.50	Horizontal

1~25 GHz Harmonics & Spurious Emissions. Peak & Average Measurement

Peak Measurement:

Frequency (MHz)	Antenna factors (dB/m)	Cable loss (dB)	Filter (dB)	Preamp factor (dB)	Reading Level (dB V)	Emission Level (dB V/m)	Limit (dB V/m)	Antenna polarization
4928.0	31.4	1.4	0.5	43.9	53.25	42.65	74	Vertical
7392.0	35.8	1.7	0.6	43.1	46.40	41.40	74	Vertical
9856.0	38.0	2.2	0.9	42.8	46.50	44.80	74	Vertical
4928.0	31.4	1.4	0.5	43.9	57.71	47.11	74	Horizontal
7392.0	35.8	1.7	0.6	43.1	49.19	44.19	74	Horizontal
9856.0	38.0	2.2	0.9	42.8	47.26	45.56	74	Horizontal

This document is issued by the Company subject to its General Conditions of Service printed overleaf, available on request or accessible at www.sgs.com/terms_and_conditions.htm and, for electronic format documents, subject to Terms and Conditions for Electronic Documents at www.sgs.com/terms_e-document.htm. Attention is drawn to the limitation of liability, indemnification and jurisdiction issues defined therein. Any holder of this document is advised that information contained hereon reflects the Company's findings at the time of its intervention only and within the limits of Client's instructions, if any. The Company's sole responsibility is to its Client and this document does not exonerate parties to a transaction from exercising all their rights and obligations under the transaction documents. This document cannot be reproduced except in full, without prior written approval of the Company. Any unauthorized alteration, forgery or falsification of the content or appearance of this document is unlawful and offenders may be prosecuted to the fullest extent of the law. Unless otherwise stated the results shown in this test report refer only to the sample(s) tested and such sample(s) are retained for 90 days only



**SGS-CSTC Standards Technical
Services (Shanghai) Co., Ltd.**

588 West Jindu Road, Songjiang District, Shanghai, China

Telephone: +86 (0) 21 6191 5666

Fax: +86 (0) 21 6191 5655

ee.shanghai@sgs.com

Report No.: SHEM111100145803

Page: 18 of 57

Average Measurement:

Frequency (MHz)	Antenna factors (dB/m)	Cable loss (dB)	Filter (dB)	Preamp factor (dB)	Reading Level (dB V)	Emission Level (dB V/m)	Limit (dB V/m)	Antenna polarization
4928.0	31.4	1.4	0.5	43.9	46.73	36.13	54	Vertical
7392.0	35.8	1.7	0.6	43.1	36.61	31.61	54	Vertical
9856.0	38.0	2.2	0.9	42.8	36.22	34.52	54	Vertical
4928.0	31.4	1.4	0.5	43.9	51.72	41.12	54	Horizontal
7392.0	35.8	1.7	0.6	43.1	37.28	32.28	54	Horizontal
9856.0	38.0	2.2	0.9	42.8	35.96	34.26	54	Horizontal

The field strength is calculated by adding the Antenna Factor, Cable Factor & Preamplifier. The basic equation with a sample calculation is as follows:

Final Test Level = Receiver Reading + Antenna Factor + Cable Factor + Filter - Preamplifier Factor



7.3 6dB Bandwidth

Test Requirement: FCC Part15 247(a)(2)

Test date: Dec 07 11.2011

Standard Applicable: According to section 15.247(a)(2), Systems using digital modulation techniques may operate in the 902-928MHz, 2400-2483.5MHz, and 5725-5850MHz bands. The minimum 6dB bandwidth shall be at least 500KHz.

Measurement Procedure:

1. Place the EUT on the table and set it in transmitting mode.
2. Remove the antenna from the EUT and then connect a low loss RF cable from the antenna port to the spectrum analyzer.
3. Set the spectrum analyzer as RBW=100KHz, VBW =3* RBW, Span=30/ 50MHz, Sweep=auto
4. Mark the peak frequency and -6dB (upper and lower) frequency.
5. Repeat above procedures until all frequency measured were complete.

Measurement Result:

For Antenna A:

CH	Frequency (MHz)	Bandwidth (MHz)	Limit Bandwidth (KHz)	Result
LOW	2412	7.25	500	PASS
MID	2438	8.35	500	PASS
HIGH	2464	5.90	500	PASS

For Antenna B:

CH	Frequency (MHz)	Bandwidth (MHz)	Limit Bandwidth (KHz)	Result
LOW	2412	9.00	500	PASS
MID	2438	7.20	500	PASS
HIGH	2464	8.20	500	PASS



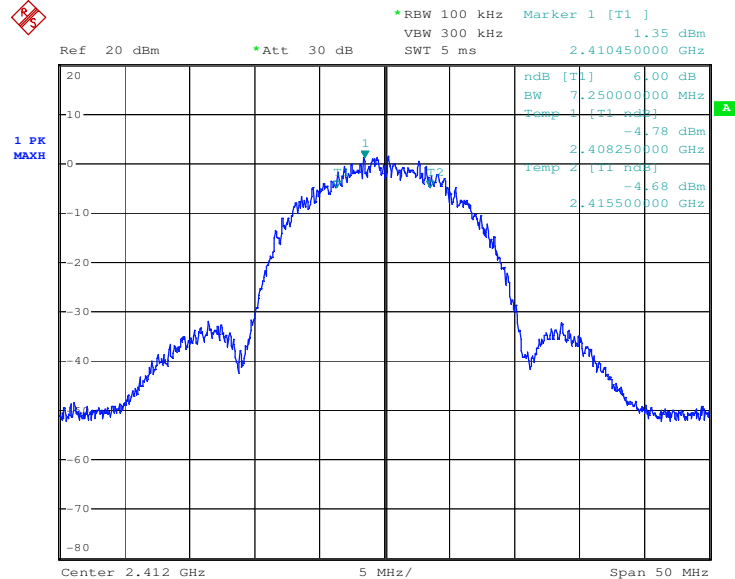
SGS-CSTC Standards Technical Services (Shanghai) Co., Ltd.

588 West Jindu Road, Songjiang District, Shanghai, China

Telephone: +86 (0) 21 6191 5666
Fax: +86 (0) 21 6191 5655
ee.shanghai@sgs.com

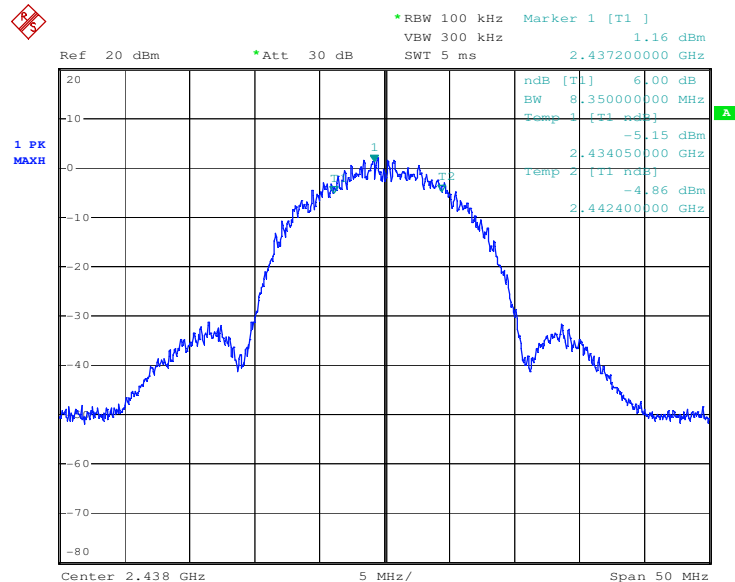
Report No.: SHEM111100145803
Page: 20 of 57

6dB Band Width Test Data CH-Low 2412MHz For Antenna A



Date: 1.JAN.2000 08:13:25

6dB Band Width Test Data CH-Mid 2438MHz For Antenna A



Date: 1.JAN.2000 08:14:27

This document is issued by the Company subject to its General Conditions of Service printed overleaf, available on request or accessible at www.sgs.com/terms_and_conditions.htm and, for electronic format documents, subject to Terms and Conditions for Electronic Documents at www.sgs.com/terms_e-document.htm. Attention is drawn to the limitation of liability, indemnification and jurisdiction issues defined therein. Any holder of this document is advised that information contained hereon reflects the Company's findings at the time of its intervention only and within the limits of Client's instructions, if any. The Company's sole responsibility is to its Client and this document does not exonerate parties to a transaction from exercising all their rights and obligations under the transaction documents. This document cannot be reproduced except in full, without prior written approval of the Company. Any unauthorized alteration, forgery or falsification of the content or appearance of this document is unlawful and offenders may be prosecuted to the fullest extent of the law. Unless otherwise stated the results shown in this test report refer only to the sample(s) tested and such sample(s) are retained for 90 days only



SGS-CSTC Standards Technical Services (Shanghai) Co., Ltd.

588 West Jindu Road, Songjiang District, Shanghai, China

Telephone: +86 (0) 21 6191 5666

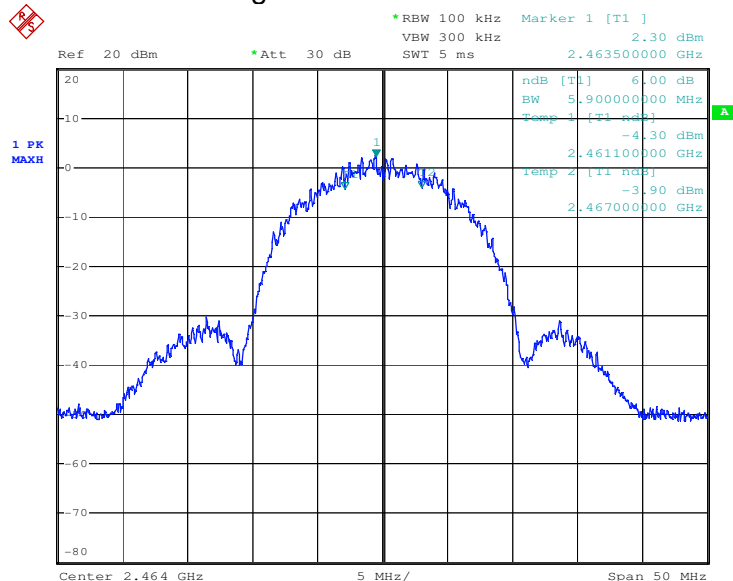
Fax: +86 (0) 21 6191 5655

ee.shanghai@sgs.com

Report No.: SHEM111100145803

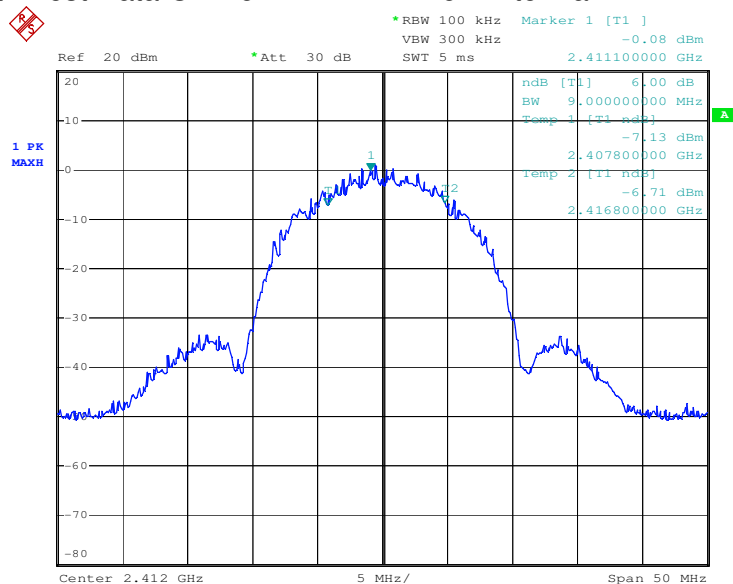
Page: 21 of 57

6dB Band Width Test Data CH-High 2464MHz For Antenna A



Date: 1.JAN.2000 08:15:25

6dB Band Width Test Data CH-Low 2412MHz For Antenna B



Date: 1.JAN.2000 07:28:56

This document is issued by the Company subject to its General Conditions of Service printed overleaf, available on request or accessible at www.sgs.com/terms_and_conditions.htm and, for electronic format documents, subject to Terms and Conditions for Electronic Documents at www.sgs.com/terms_e-document.htm. Attention is drawn to the limitation of liability, indemnification and jurisdiction issues defined therein. Any holder of this document is advised that information contained hereon reflects the Company's findings at the time of its intervention only and within the limits of Client's instructions, if any. The Company's sole responsibility is to its Client and this document does not exonerate parties to a transaction from exercising all their rights and obligations under the transaction documents. This document cannot be reproduced except in full, without prior written approval of the Company. Any unauthorized alteration, forgery or falsification of the content or appearance of this document is unlawful and offenders may be prosecuted to the fullest extent of the law. Unless otherwise stated the results shown in this test report refer only to the sample(s) tested and such sample(s) are retained for 90 days only



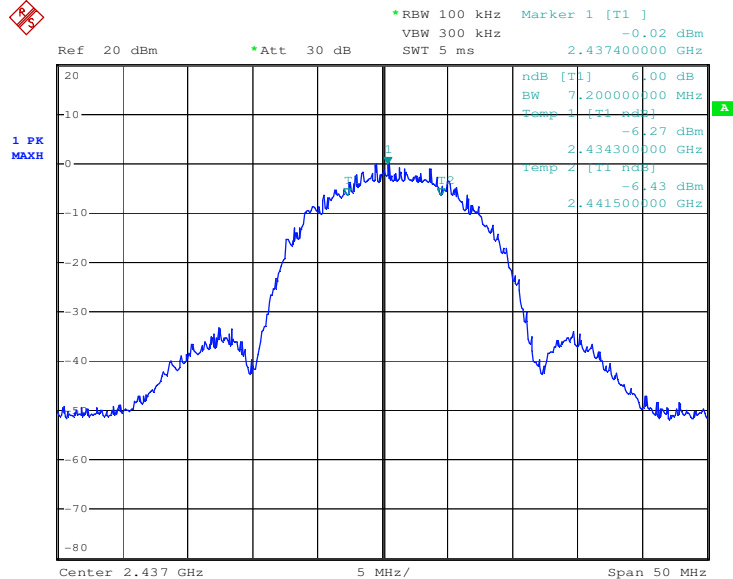
SGS-CSTC Standards Technical Services (Shanghai) Co., Ltd.

588 West Jindu Road, Songjiang District, Shanghai, China

Telephone: +86 (0) 21 6191 5666
Fax: +86 (0) 21 6191 5655
ee.shanghai@sgs.com

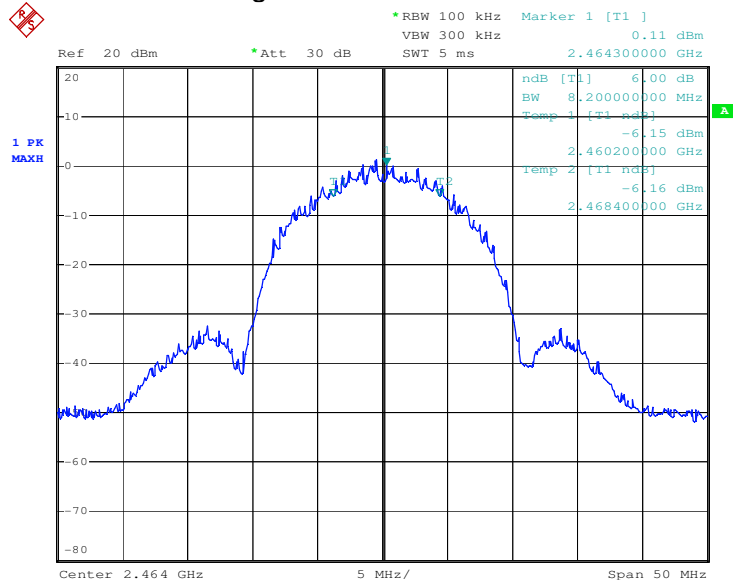
Report No.: SHEM111100145803
Page: 22 of 57

6dB Band Width Test Data CH-Mid 2438MHz For Antenna B



Date: 1.JAN.2000 07:19:48

6dB Band Width Test Data CH-High 2464MHz For Antenna B



Date: 1.JAN.2000 07:18:32

This document is issued by the Company subject to its General Conditions of Service printed overleaf, available on request or accessible at www.sgs.com/terms_and_conditions.htm and, for electronic format documents, subject to Terms and Conditions for Electronic Documents at www.sgs.com/terms_e-document.htm. Attention is drawn to the limitation of liability, indemnification and jurisdiction issues defined therein. Any holder of this document is advised that information contained hereon reflects the Company's findings at the time of its intervention only and within the limits of Client's instructions, if any. The Company's sole responsibility is to its Client and this document does not exonerate parties to a transaction from exercising all their rights and obligations under the transaction documents. This document cannot be reproduced except in full, without prior written approval of the Company. Any unauthorized alteration, forgery or falsification of the content or appearance of this document is unlawful and offenders may be prosecuted to the fullest extent of the law. Unless otherwise stated the results shown in this test report refer only to the sample(s) tested and such sample(s) are retained for 90 days only



7.4 Peak Output Power Measurement

- Test Requirement:** FCC Part 15 15.247(a)(2),(b)
- Test date** Feb 04, 2012
- Standard Applicable:** According to section 15.247(a)(2),(b)
(3) For systems using digital modulation in the 902-928 MHz, 2400-2483.5 MHz, and 5725-5850 MHz bands: 1 Watt. As an alternative to a peak power measurement, compliance with the one Watt limit can be based on a measurement of the maximum conducted output power. Maximum Conducted Output Power is defined as the total transmit power delivered to all antennas and antenna elements averaged across all symbols in the signaling alphabet when the transmitter is operating at its maximum power control level. Power must be summed across all antennas and antenna elements. The average must not include any time intervals during which the transmitter is off or is transmitting at a reduced power level. If multiple modes of operation are possible (e.g., alternative modulation methods), the maximum conducted output power is the highest total transmit power occurring in any mode.
- Measuremet Produce**
- Measure the EUT 6dB bandwidth of the emission. reference section 5.3.3 6dB bandwidth results.
 - When the analyzer RBW is not large enough, the analyzer band power function can be used,
 - Set the RBW=1MHz(the anlalyzer maximum available), VBW=3MHz, band limits granter than 26dB bandwidth.
 - Turn averaging off, set sweep to automatic, the span just large enough to capture the emission.
 - Use peak detector on max hold.
Record the measured channel power.

Measurement Result:

For Antenna A

CH	Frequency (MHz)	Reading Power(dBm)	Cable Loss (dB)	Correctio n Factor (dB)	Output Power (dBm)	Limit (dBm)	Result
LOW	2412	9.36	0.5	9.22	19.08	30	PASS
MID	2438	9.40	0.5	9.22	19.12	30	PASS
HIGH	2464	9.80	0.5	9.22	19.52	30	PASS

For Antenna B

CH	Frequency (MHz)	Reading Power(dBm)	Cable Loss (dB)	Correctio n Factor (dB)	Output Power (dBm)	Limit (dBm)	Result
LOW	2412	9.56	0.5	9.22	19.28	30	PASS
MID	2438	9.28	0.5	9.22	19.00	30	PASS
HIGH	2464	9.86	0.5	9.22	19.58	30	PASS

Note: the BW correction factor is $10 \log [(6 \text{ dB BW of emission}) / (\text{analyzer RBW})] = 10 \log [8.35 / 1] = \text{dB}$.



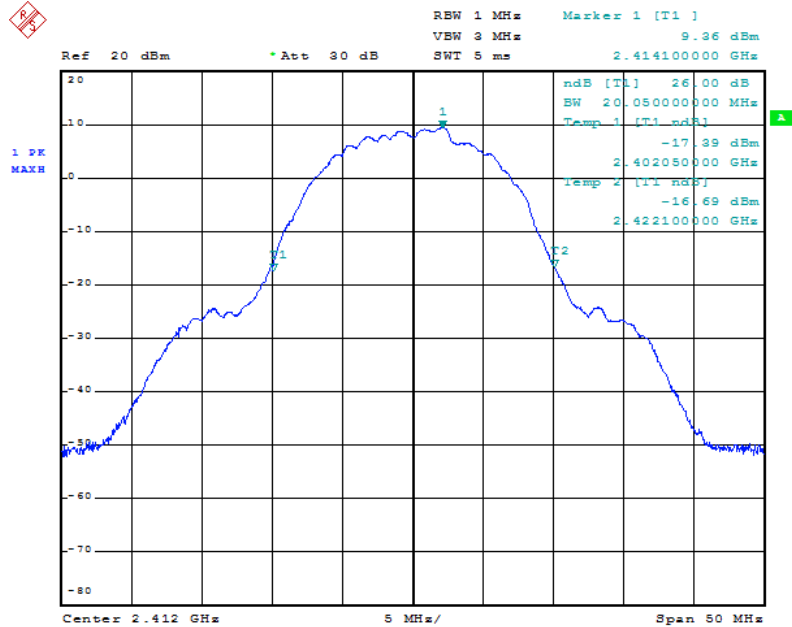
SGS-CSTC Standards Technical Services (Shanghai) Co., Ltd.

588 West Jindu Road, Songjiang District, Shanghai, China

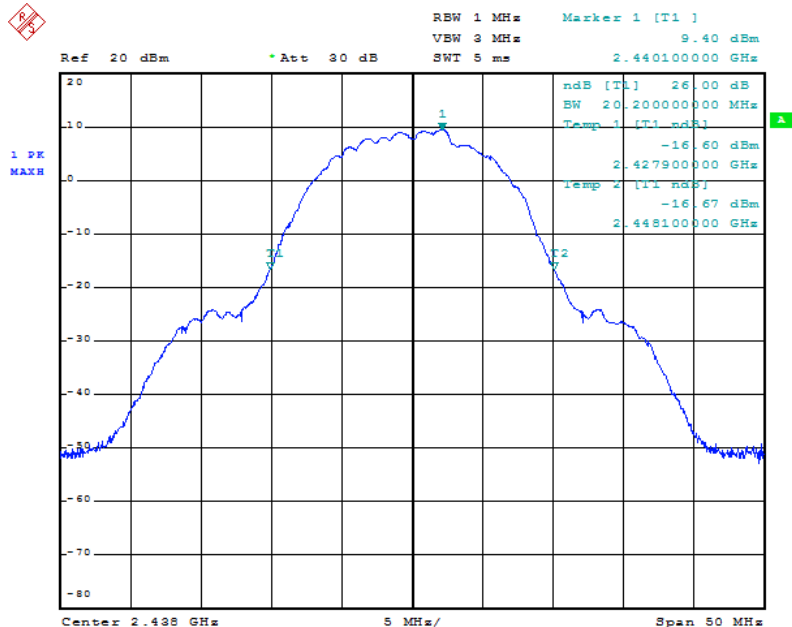
Telephone: +86 (0) 21 6191 5666
Fax: +86 (0) 21 6191 5655
ee.shanghai@sgs.com

Report No.: SHEM111100145803
Page: 24 of 57

For Antenna A CH Low 2412MHz



CH Mid 2438MHz



This document is issued by the Company subject to its General Conditions of Service printed overleaf, available on request or accessible at www.sgs.com/terms_and_conditions.htm and, for electronic format documents, subject to Terms and Conditions for Electronic Documents at www.sgs.com/terms_e-document.htm. Attention is drawn to the limitation of liability, indemnification and jurisdiction issues defined therein. Any holder of this document is advised that information contained hereon reflects the Company's findings at the time of its intervention only and within the limits of Client's instructions, if any. The Company's sole responsibility is to its Client and this document does not exonerate parties to a transaction from exercising all their rights and obligations under the transaction documents. This document cannot be reproduced except in full, without prior written approval of the Company. Any unauthorized alteration, forgery or falsification of the content or appearance of this document is unlawful and offenders may be prosecuted to the fullest extent of the law. Unless otherwise stated the results shown in this test report refer only to the sample(s) tested and such sample(s) are retained for 90 days only



SGS-CSTC Standards Technical Services (Shanghai) Co., Ltd.

588 West Jindu Road, Songjiang District, Shanghai, China

Telephone: +86 (0) 21 6191 5666

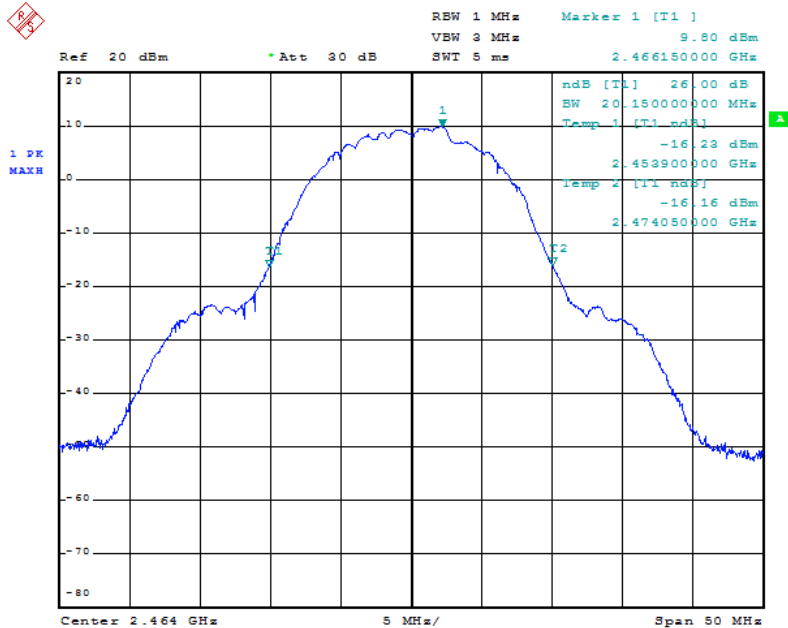
Fax: +86 (0) 21 6191 5655

ee.shanghai@sgs.com

Report No.: SHEM111100145803

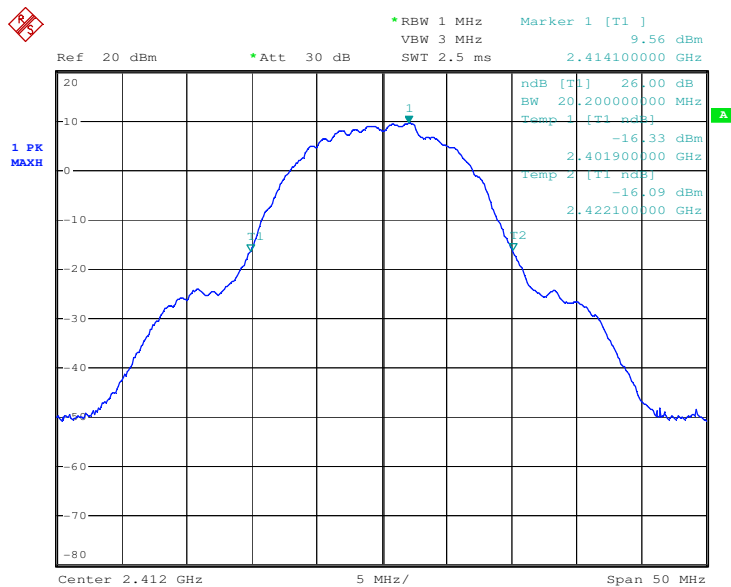
Page: 25 of 57

CH High 2464MHz



For Antenna B

CH Low 2412MHz



Date: 1.JAN.2000 07:44:47

This document is issued by the Company subject to its General Conditions of Service printed overleaf, available on request or accessible at www.sgs.com/terms_and_conditions.htm and, for electronic format documents, subject to Terms and Conditions for Electronic Documents at www.sgs.com/terms_e-document.htm. Attention is drawn to the limitation of liability, indemnification and jurisdiction issues defined therein. Any holder of this document is advised that information contained hereon reflects the Company's findings at the time of its intervention only and within the limits of Client's instructions, if any. The Company's sole responsibility is to its Client and this document does not exonerate parties to a transaction from exercising all their rights and obligations under the transaction documents. This document cannot be reproduced except in full, without prior written approval of the Company. Any unauthorized alteration, forgery or falsification of the content or appearance of this document is unlawful and offenders may be prosecuted to the fullest extent of the law. Unless otherwise stated the results shown in this test report refer only to the sample(s) tested and such sample(s) are retained for 90 days only



SGS-CSTC Standards Technical Services (Shanghai) Co., Ltd.

588 West Jindu Road, Songjiang District, Shanghai, China

Telephone: +86 (0) 21 6191 5666

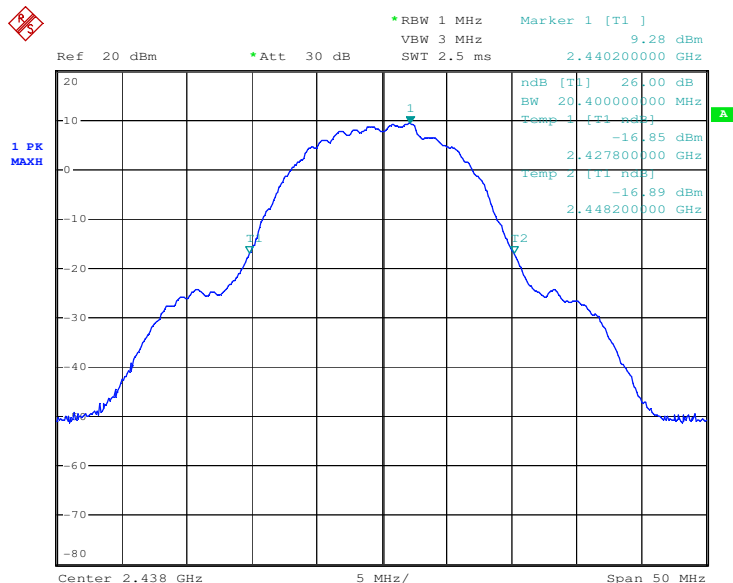
Fax: +86 (0) 21 6191 5655

ee.shanghai@sgs.com

Report No.: SHEM111100145803

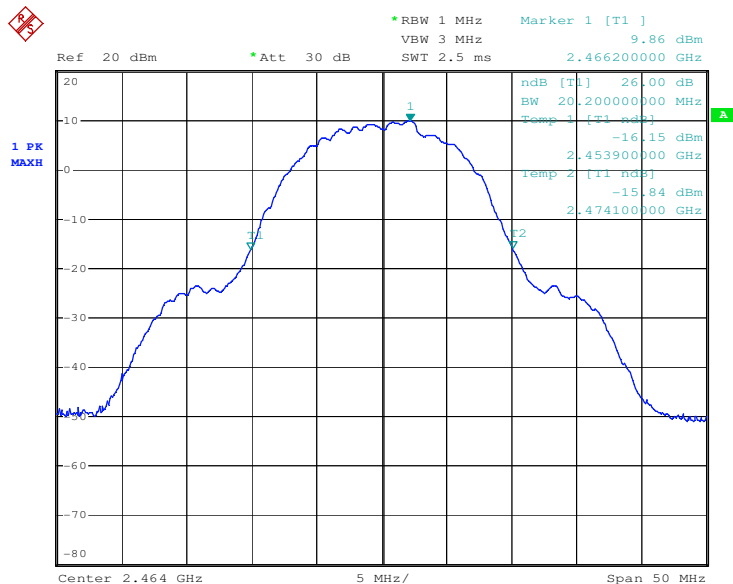
Page: 26 of 57

CH Mid 2438MHz



Date: 1.JAN.2000 07:47:16

CH High 2464MHz



Date: 1.JAN.2000 07:48:24

This document is issued by the Company subject to its General Conditions of Service printed overleaf, available on request or accessible at www.sgs.com/terms_and_conditions.htm and, for electronic format documents, subject to Terms and Conditions for Electronic Documents at www.sgs.com/terms_e-document.htm. Attention is drawn to the limitation of liability, indemnification and jurisdiction issues defined therein. Any holder of this document is advised that information contained hereon reflects the Company's findings at the time of its intervention only and within the limits of Client's instructions, if any. The Company's sole responsibility is to its Client and this document does not exonerate parties to a transaction from exercising all their rights and obligations under the transaction documents. This document cannot be reproduced except in full, without prior written approval of the Company. Any unauthorized alteration, forgery or falsification of the content or appearance of this document is unlawful and offenders may be prosecuted to the fullest extent of the law. Unless otherwise stated the results shown in this test report refer only to the sample(s) tested and such sample(s) are retained for 90 days only

7.5 Radiated Emission Band Edge

Test Requirement: FCC Part15 247(c)

Test date: Dec 01.2011 and Feb 28, 2012

Standard Applicable: According to section 15.247(c), in any 100KHz bandwidth outside the frequency bands in which the spread spectrum intentional radiator is operating, the radio frequency power that is produced by the intentional radiator shall be at least 20dB below that in the 100KHz bandwidth within the band that contains the highest level of the desired power. In addition, radiated emissions which fall in the restricted bands, as defined in section 15.205(a), must also comply with the radiated emission limits specified in 15.209(a).

Measurement Procedure: The EUT was setup according to ANSI 63.10.2009 and tested according to DTS test procedure of KDB558074 for compliance to FCC 47 CFR 15.247 requirements. The EUT is placed on a turn table which is 0.8 m above ground. The turn table is rotated 360 degrees to determine to the position of the maximum emission level. The EUT was positioned such that the distance from antenna to the EUT was 3 meters. The antenna is scanned from 1 meter to 4 meters to find out the maximum emission level.

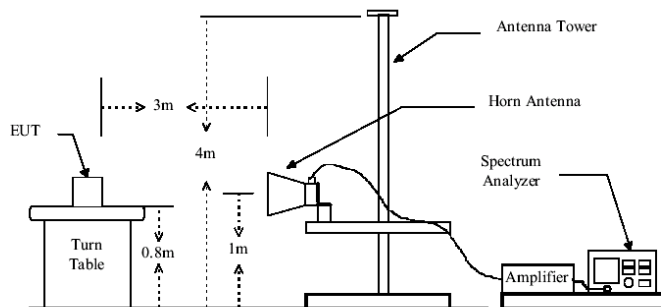
This is repeated for both horizontal and vertical polarization of the antenna. In order to find the maximum emission, all of the interface cables were manipulated according to ANSI C 63.10:2009 on radiated measurement.

Spectrum analyzer parameters setting as shown below:

(a) PEAK: RBW=VBW=1MHz / Sweep=AUTO

(b) AVERAGE: RBW=1MHz / VBW=10Hz / Sweep=AUTO

Radiated Emission Test Set-up Frequency Over 1GHz



The field strength is calculated by adding the Antenna Factor, Preamplifier Factor & Cable Factor. The basic equation with a sample calculation is as follows:

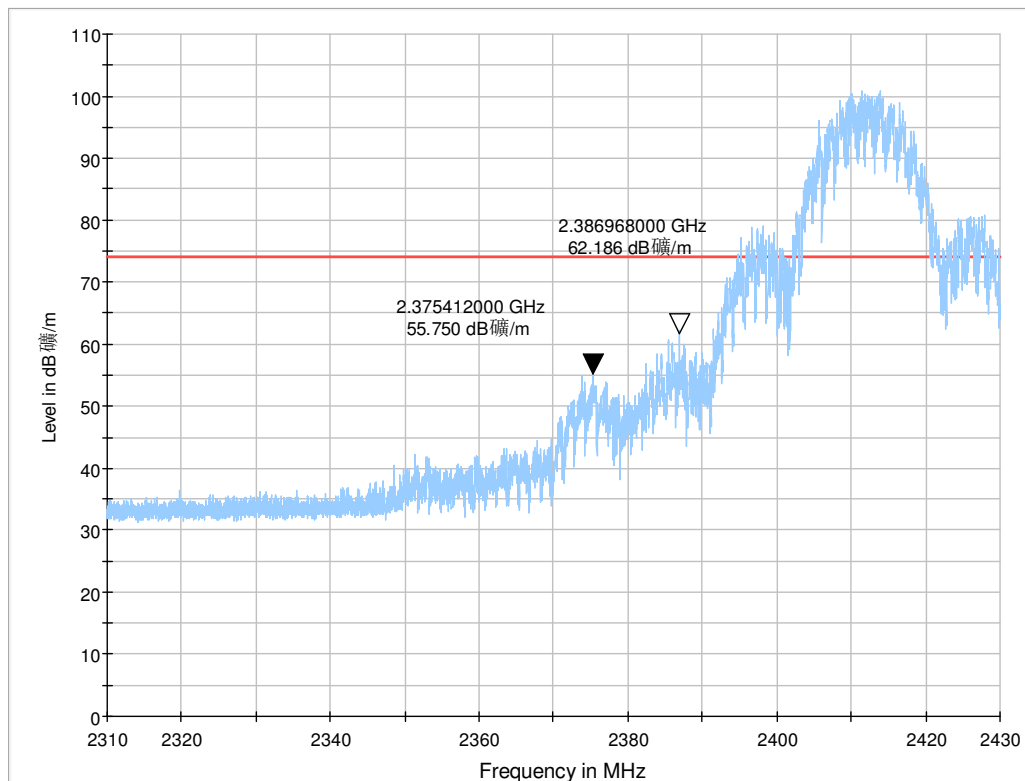
Final Test Level = Receiver Reading + Antenna Factor + Cable Factor - Preamplifier Factor



Measurement Result:

CH Low 2412MHz Radiated Bandedge(Horizontal) Antenna A

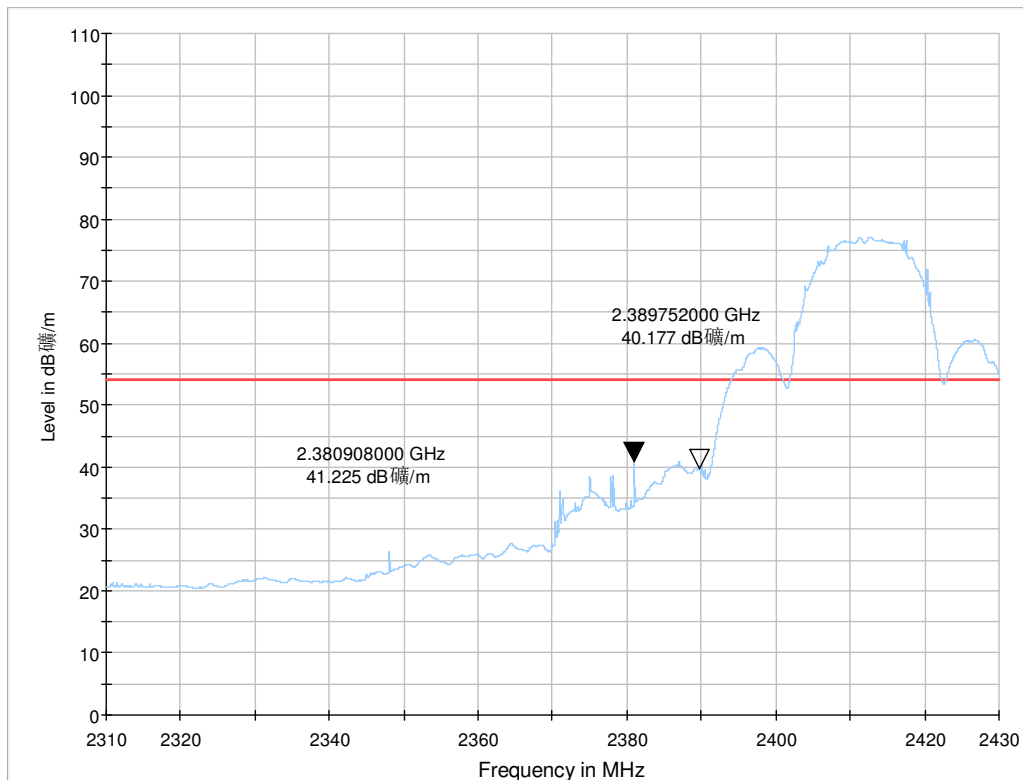
Horizontal, Peak Detector:



Frequency (MHz)	Peak Reading (dBuV)	Antenna Factor (dB/m)	PreAmp (dB)	Cable Loss (dB)	Peak Level (dBuV/m)	Peak Limit (dBuV/m)	Margin (dB)
2386.97	72.59	27.28	42.50	4.82	62.19	74.00	11.81



Horizontal, AV Detector:



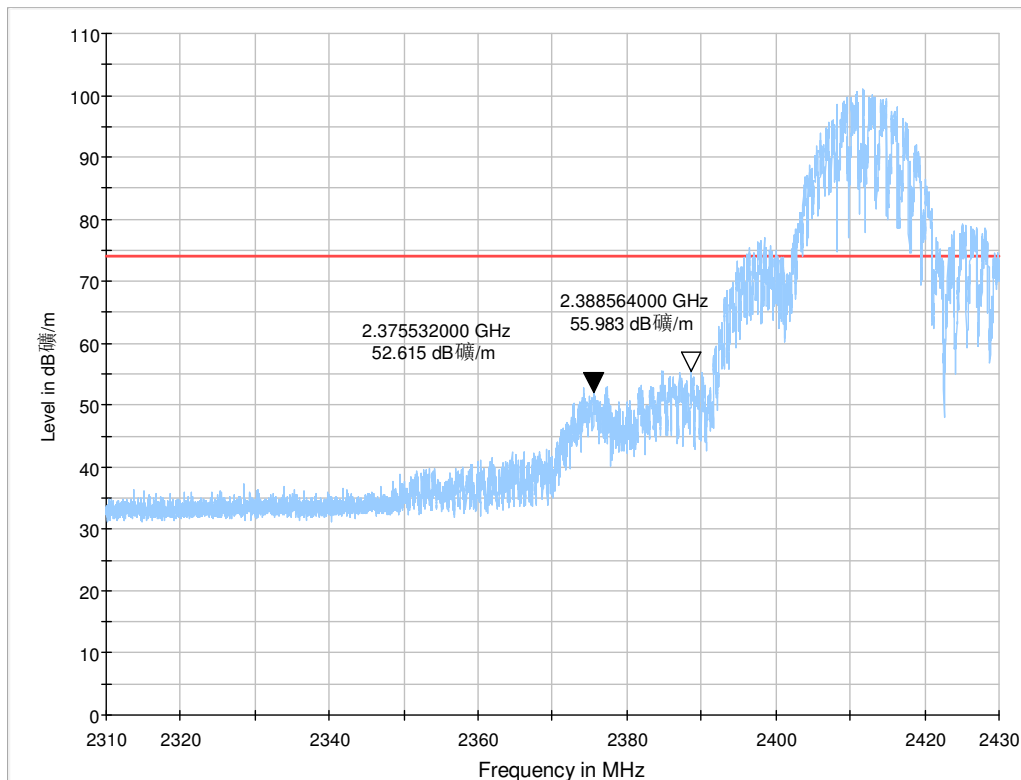
AVERAGE LINE: RBW=1MHz / VBW=10Hz / Sweep=AUTO

Frequency (MHz)	AV Reading (dBuV)	Antenna Factor (dB/m)	PreAmp (dB)	Cable Loss (dB)	AV Level (dBuV/m)	AV Limit (dBuV/m)	Margin (dB)
2389.75	50.58	27.28	42.50	4.82	40.18	54.00	13.82



CH Low 2412MHz Radiated Bandedge(Vertical) Antenna A

Vertical, Peak Detector:



Frequency (MHz)	Peak Reading (dBuV)	Antenna Factor (dB/m)	PreAmp (dB)	Cable Loss (dB)	Peak Level (dBuV/m)	Peak Limit (dBuV/m)	Margin (dB)
2388.56	66.38	27.28	42.50	4.82	55.98	74.00	18.02



**SGS-CSTC Standards Technical
Services (Shanghai) Co., Ltd.**

588 West Jindu Road, Songjiang District, Shanghai, China

Telephone: +86 (0) 21 6191 5666

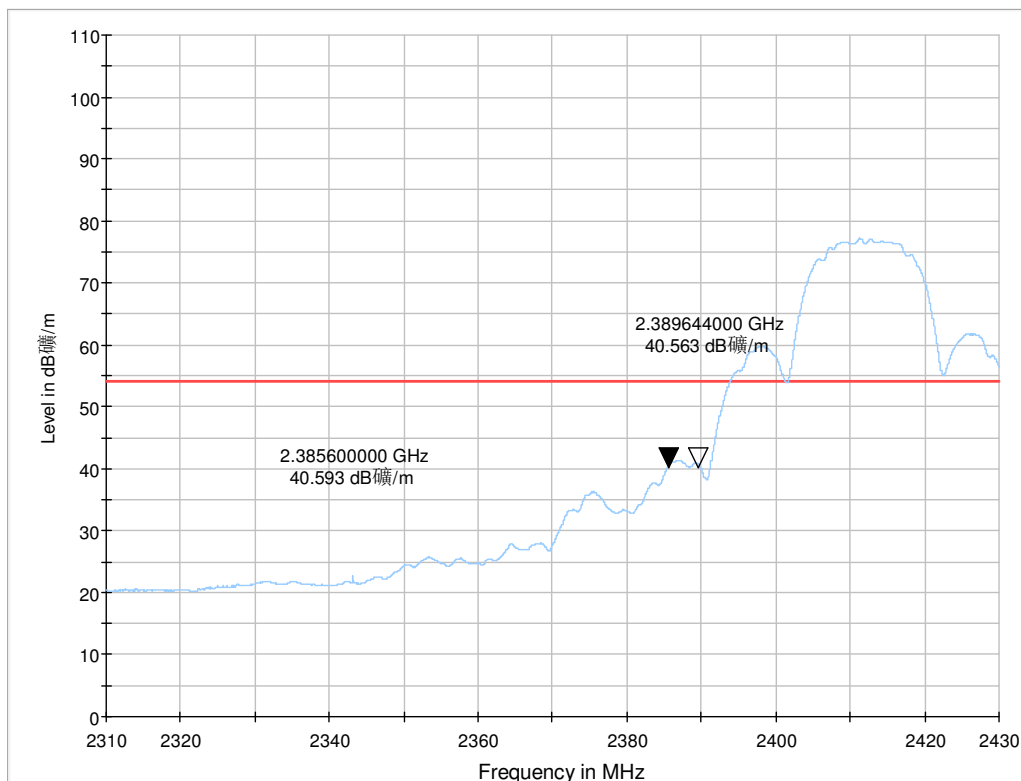
Fax: +86 (0) 21 6191 5655

ee.shanghai@sgs.com

Report No.: SHEM111100145803

Page: 31 of 57

Vertical, AV Detector:

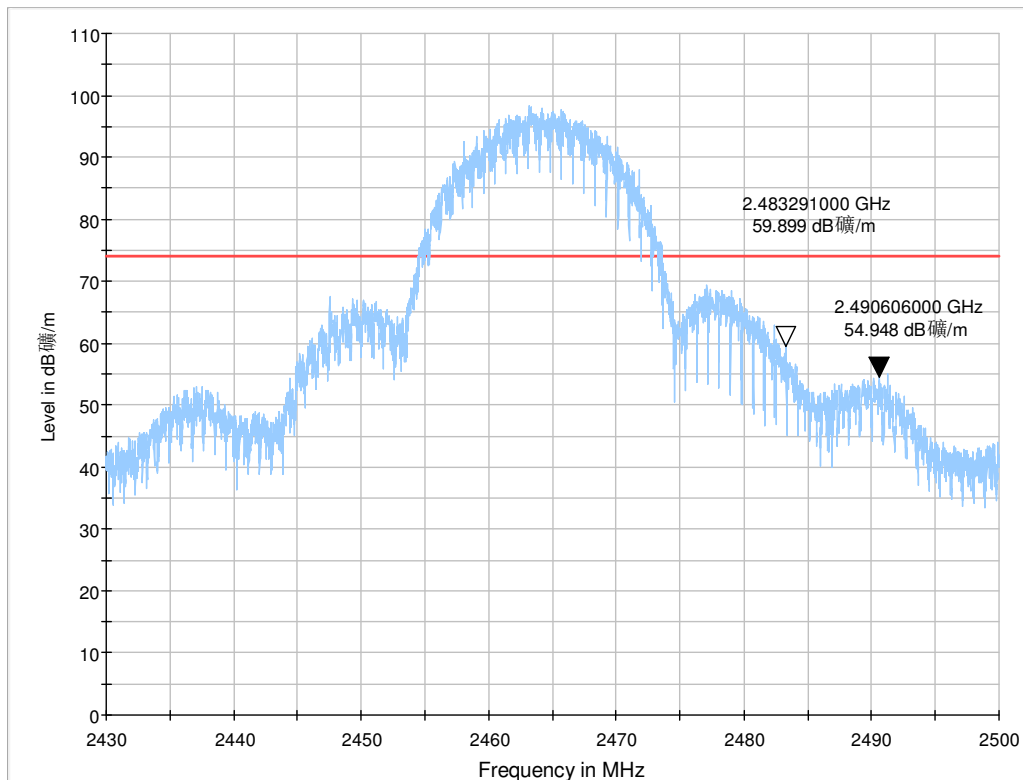


AVERAGE LINE: RBW=1MHz / VBW=10Hz / Sweep=AUTO

Frequency (MHz)	AV Reading (dB μ V)	Antenna Factor (dB/m)	PreAmp (dB)	Cable Loss (dB)	AV Level (dB μ V/m)	AV Limit (dB μ V/m)	Margin (dB)
2389.64	50.96	27.28	42.50	4.82	40.56	54.00	13.44



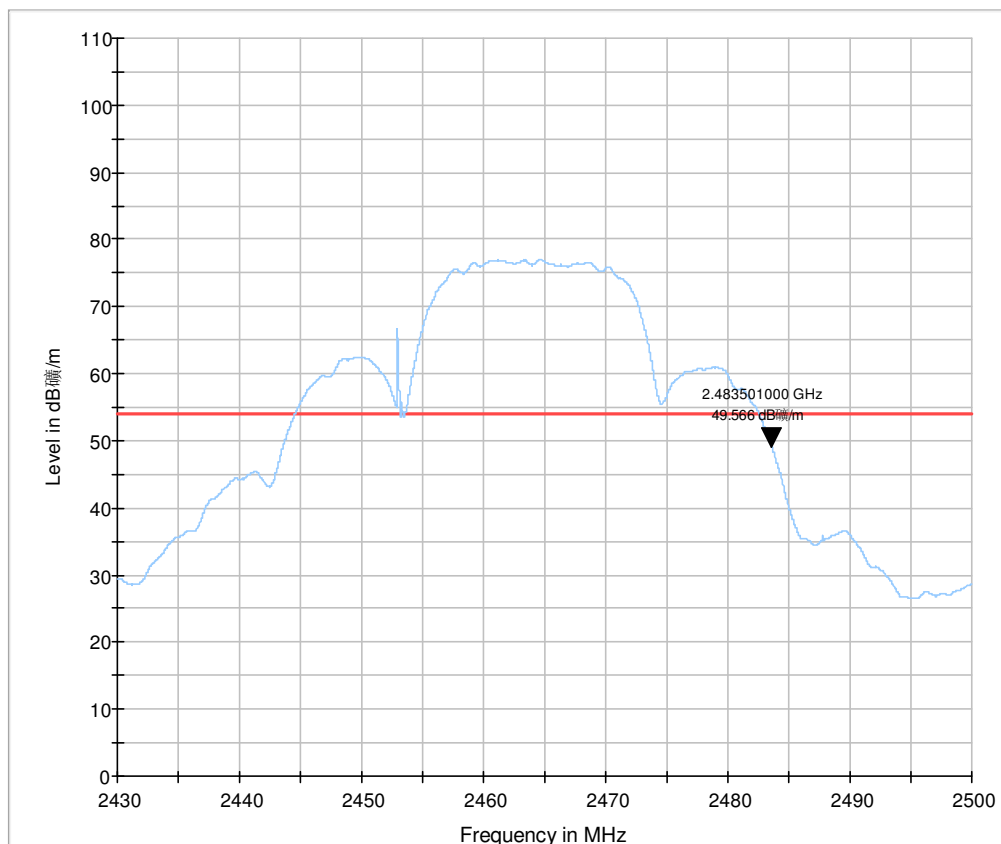
CH High 2464MHz Radiated Bandedge(Horizontal) Antenna A
Horizontal, Peak Detector:



Frequency (MHz)	Peak Reading (dBuV)	Antenna Factor (dB/m)	PreAmp (dB)	Cable Loss (dB)	Peak Level (dBuV/m)	Peak Limit (dBuV/m)	Margin (dB)
2483.29	70.14	27.48	42.54	4.82	59.90	74.00	14.10



Horizontal, AV Detector:



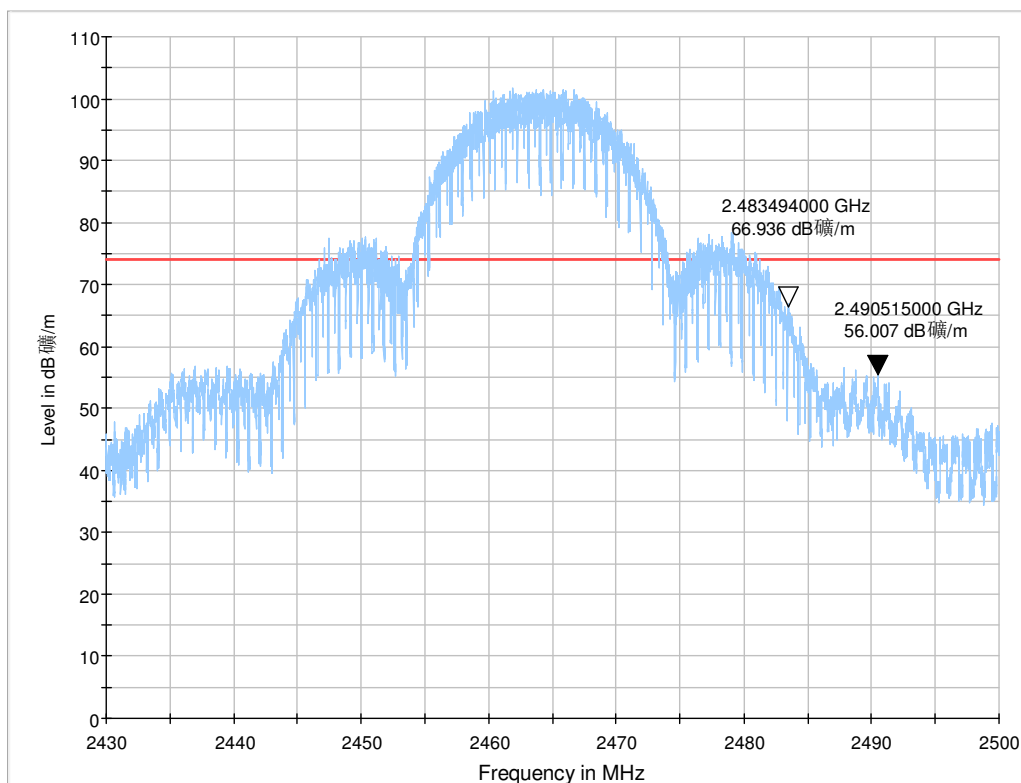
AVERAGE LINE: RBW=1MHz / VBW=10Hz / Sweep=AUTO

Frequency (MHz)	AV Reading (dBuV)	Antenna Factor (dB/m)	PreAmp (dB)	Cable Loss (dB)	AV Level (dBuV/m)	AV Limit (dBuV/m)	Margin (dB)
2483.50	59.81	27.48	42.54	4.82	49.57	54.00	4.43



CH High 2464MHz Radiated Bandedge(Vertical) Antenna A

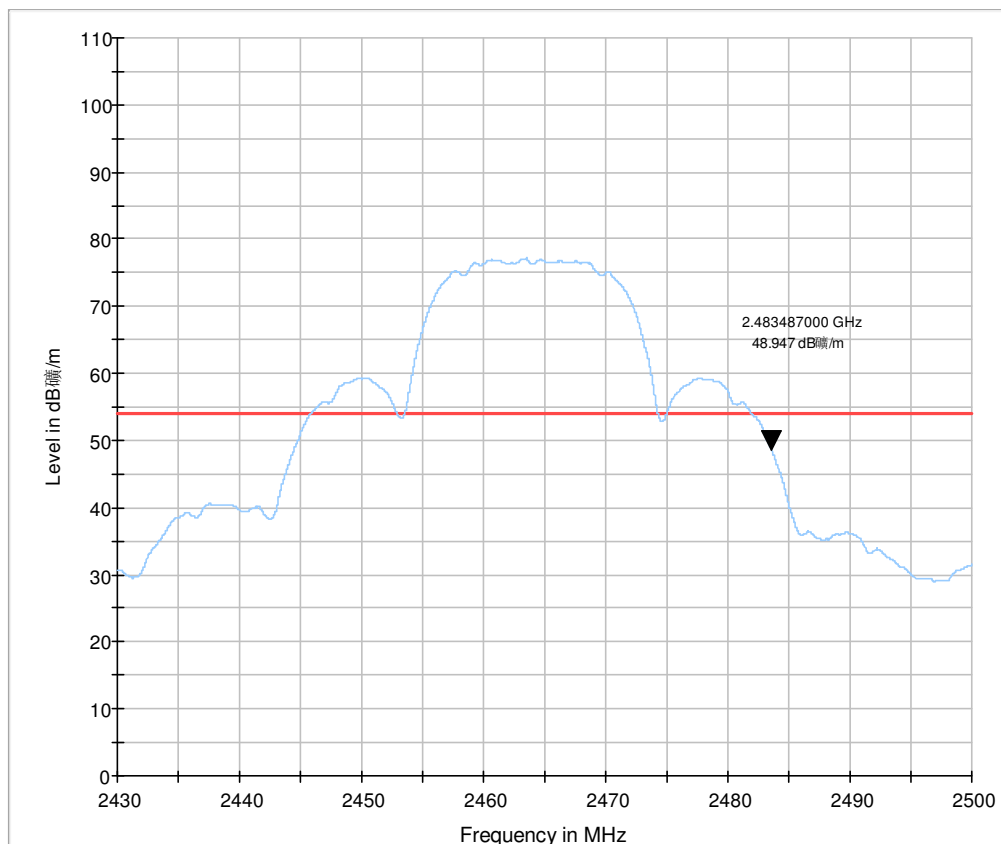
Vertical, Peak Detector:



Frequency (MHz)	Peak Reading (dBuV)	Antenna Factor (dB/m)	PreAmp (dB)	Cable Loss (dB)	Peak Level (dBuV/m)	Peak Limit (dBuV/m)	Margin (dB)
2483.49	77.18	27.48	42.54	4.82	66.94	74.00	7.06



Vertical, AV Detector:



AVERAGE LINE: RBW=1MHz / VBW=10Hz / Sweep=AUTO

Frequency (MHz)	AV Reading (dB μ V)	Antenna Factor (dB/m)	PreAmp (dB)	Cable Loss (dB)	AV Level (dB μ V/m)	AV Limit (dB μ V/m)	Margin (dB)
2483.49	59.19	27.48	42.54	4.82	48.95	54.00	5.05

CH Low 2412MHz Radiated Bandedge(Horizontal) Antenna B

Horizontal, Peak Detector:



SGS-CSTC Standards Technical Services (Shanghai) Co., Ltd.

588 West Jindu Road, Songjiang District, Shanghai, China

Telephone: +86 (0) 21 6191 5666

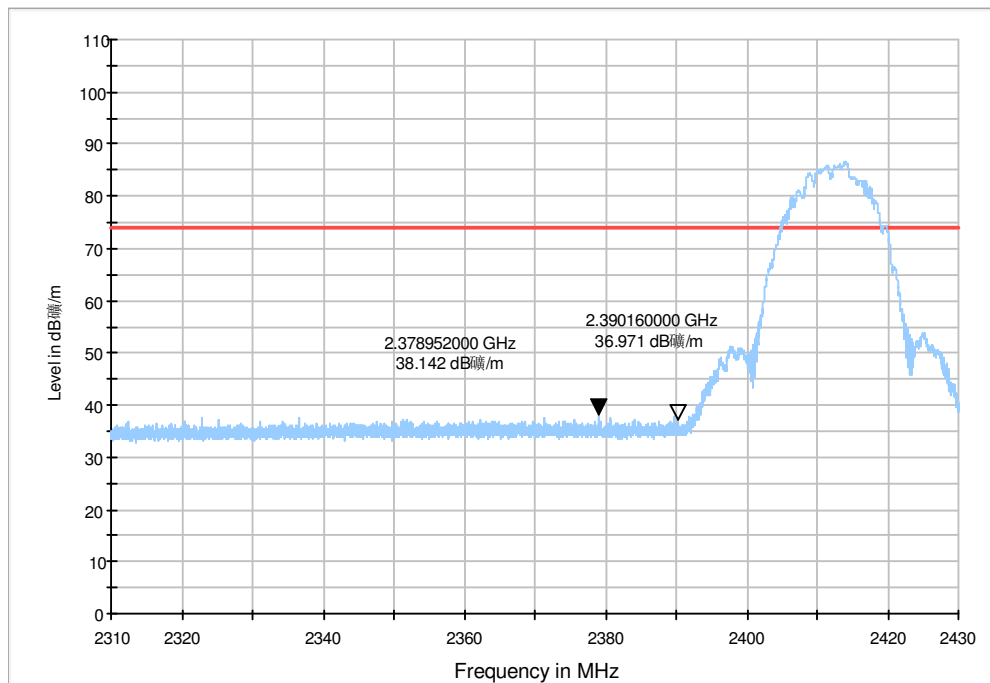
Fax: +86 (0) 21 6191 5655

ee.shanghai@sgs.com

Report No.: SHEM111100145803

Page: 36 of 57

CISPR22 RE 1GHz-6GHz PK



Frequency (MHz)	Peak Reading (dBUV)	Antenna Factor (dB/m)	PreAmp (dB)	Cable Loss (dB)	Peak Level (dBUV/m)	Peak Limit (dBUV/m)	Margin (dB)
2390.16	47.37	27.28	42.50	4.82	36.97	74.00	37.03



**SGS-CSTC Standards Technical
Services (Shanghai) Co., Ltd.**

588 West Jindu Road, Songjiang District, Shanghai, China

Telephone: +86 (0) 21 6191 5666

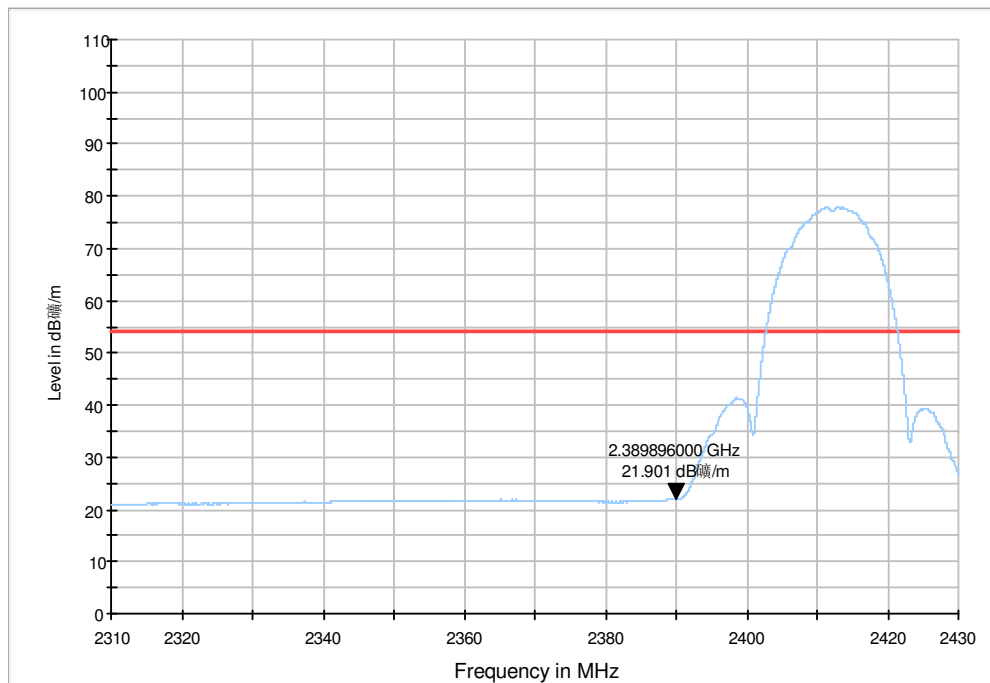
Fax: +86 (0) 21 6191 5655

ee.shanghai@sgs.com

Report No.: SHEM111100145803

Page: 37 of 57

CISPR22 RE 1GHz-6GHz AV



Horizontal, AV Detector:

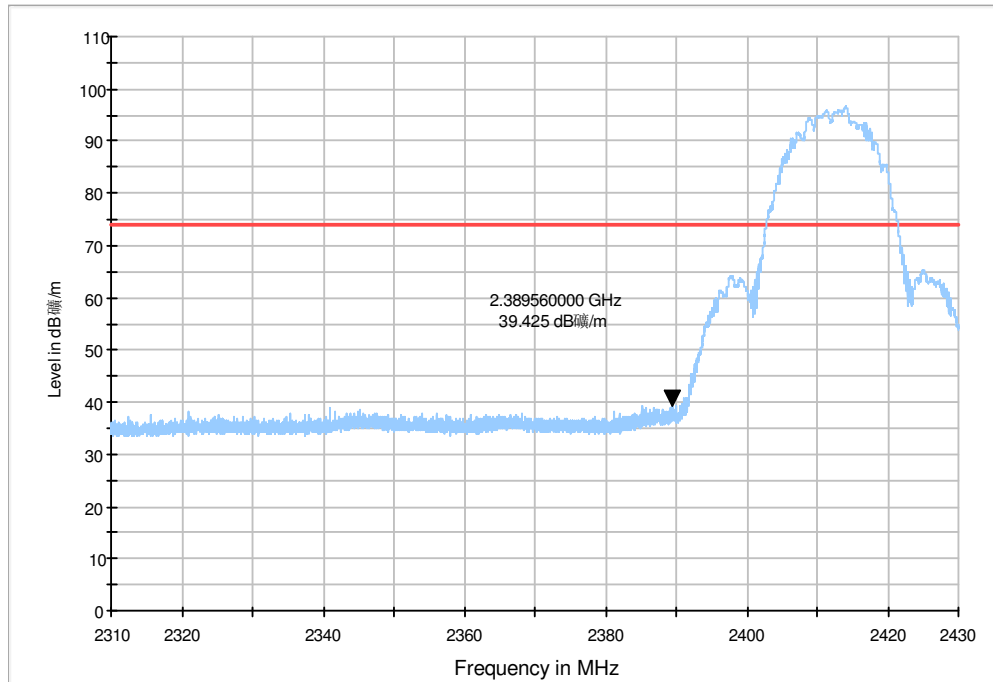
AVERAGE LINE: RBW=1MHz / VBW=10Hz / Sweep=AUTO

Frequency (MHz)	AV Reading (dBuV)	Antenna Factor (dB/m)	PreAmp (dB)	Cable Loss (dB)	AV Level (dBuV/m)	AV Limit (dBuV/m)	Margin (dB)
2389.90	32.30	27.28	42.50	4.82	21.90	54.00	32.1



CH Low 2412MHz Radiated Bandedge(Vertical) Antenna B
Vertical, Peak Detector:

CISPR22 RE 1GHz-6GHz PK

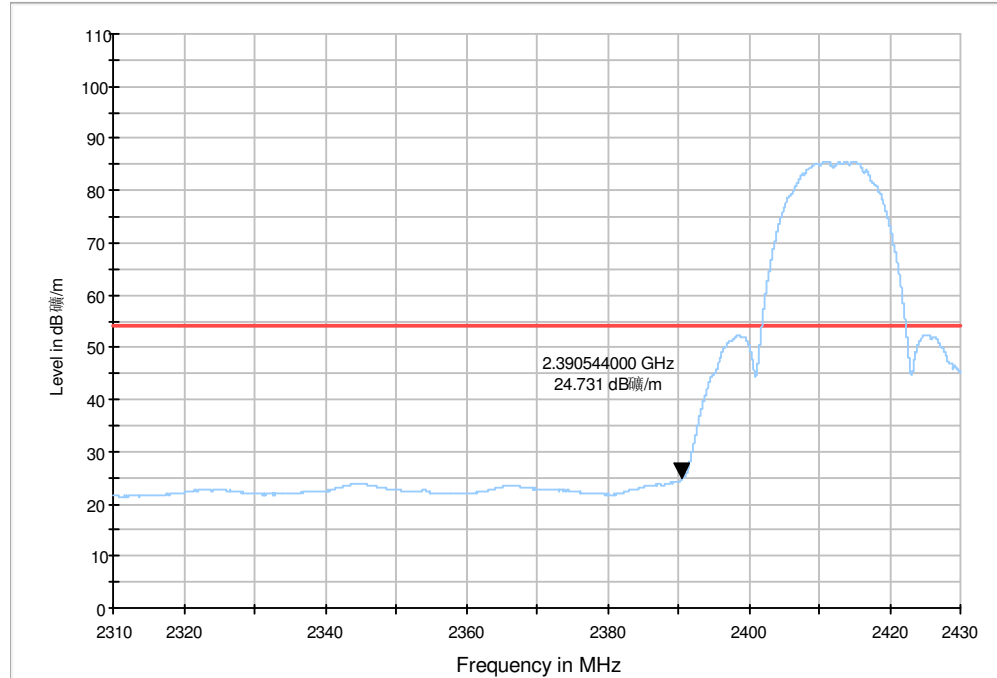


Frequency (MHz)	Peak Reading (dBuV)	Antenna Factor (dB/m)	PreAmp (dB)	Cable Loss (dB)	Peak Level (dBuV/m)	Peak Limit (dBuV/m)	Margin (dB)
2389.56	49.82	27.28	42.50	4.82	39.42	74.00	34.58



Vertical, AV Detector:

CISPR22 RE 1GHz-6GHz AV



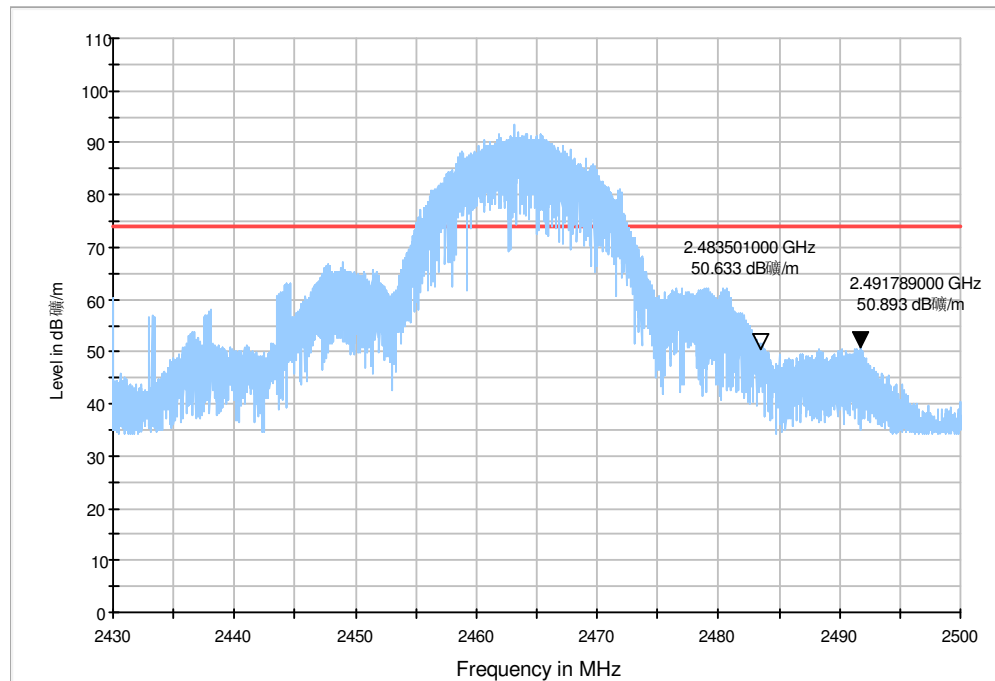
AVERAGE LINE: RBW=1MHz / VBW=10Hz / Sweep=AUTO

Frequency (MHz)	AV Reading (dB μ V)	Antenna Factor (dB/m)	PreAmp (dB)	Cable Loss (dB)	AV Level (dB μ V/m)	AV Limit (dB μ V/m)	Margin (dB)
2390.54	35.13	27.28	42.50	4.82	24.73	54.00	29.27



CH High 2464MHz Radiated Bandedge(Horizontal) Antenna B
Horizontal, Peak Detector:

CISPR22 RE 1GHz-6GHz PK



Frequency (MHz)	Peak Reading (dBuV)	Antenna Factor (dB/m)	PreAmp (dB)	Cable Loss (dB)	Peak Level (dBuV/m)	Peak Limit (dBuV/m)	Margin (dB)
2483.50	60.87	27.48	42.54	4.82	50.63	74.00	23.37



SGS-CSTC Standards Technical Services (Shanghai) Co., Ltd.

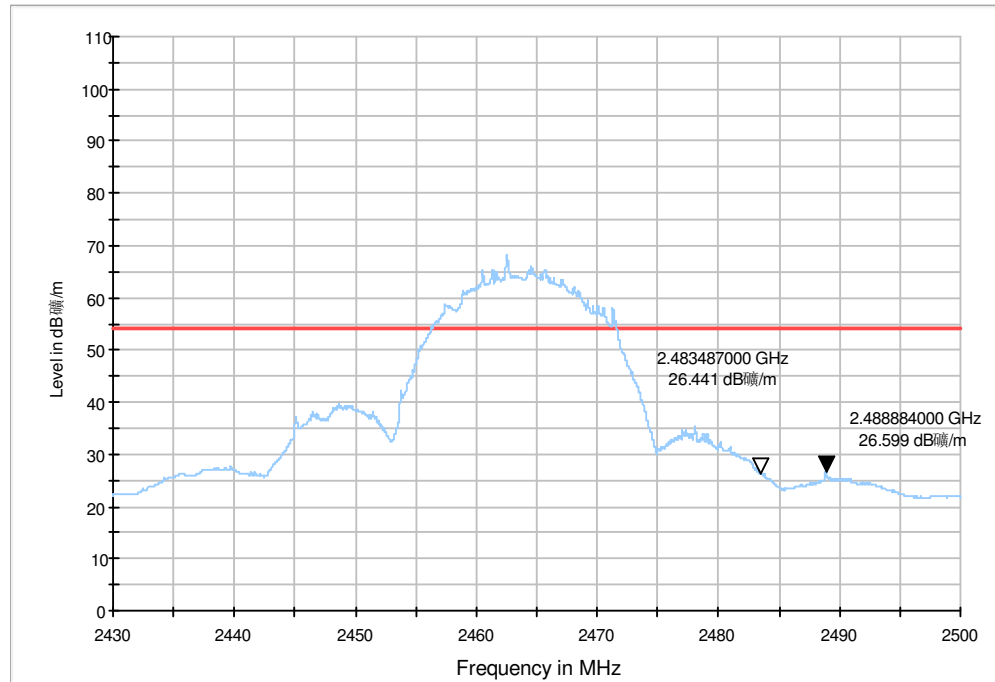
588 West Jindu Road, Songjiang District, Shanghai, China

Telephone: +86 (0) 21 6191 5666
Fax: +86 (0) 21 6191 5655
ee.shanghai@sgs.com

Report No.: SHEM111100145803
Page: 41 of 57

Horizontal, AV Detector:

CISPR22 RE 1GHz-6GHz AV



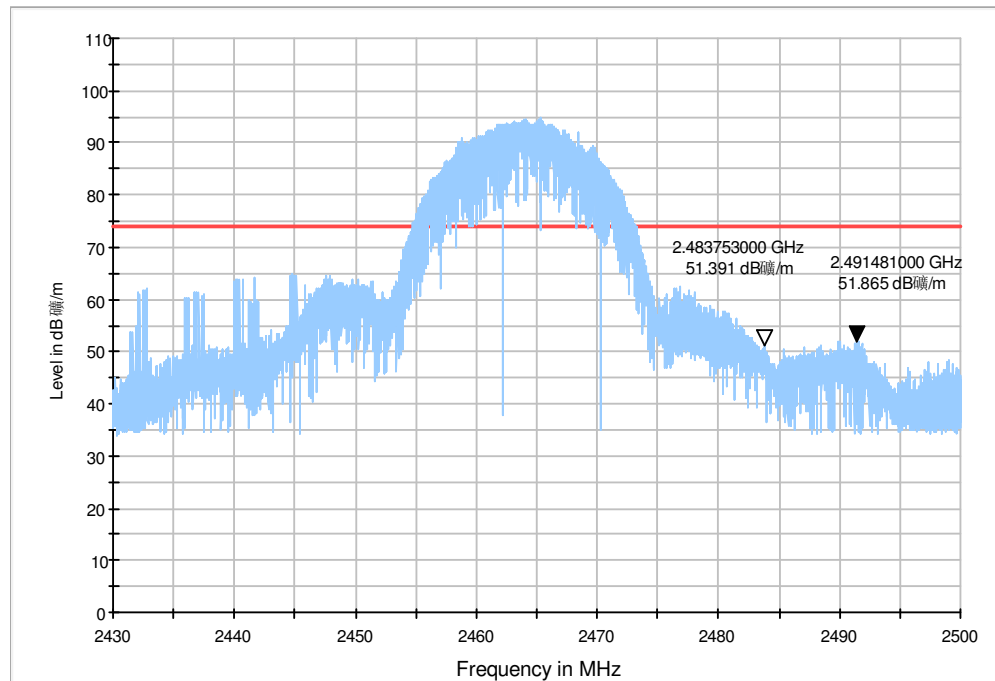
AVERAGE LINE: RBW=1MHz / VBW=10Hz / Sweep=AUTO

Frequency (MHz)	AV Reading (dBuV)	Antenna Factor (dB/m)	PreAmp (dB)	Cable Loss (dB)	AV Level (dBuV/m)	AV Limit (dBuV/m)	Margin (dB)
2483.49	36.68	27.48	42.54	4.82	26.44	54.00	27.56



CH High 2464MHz Radiated Bandedge(Vertical) Antenna B
Vertical, Peak Detector:

CISPR22 RE 1GHz-6GHz PK



Frequency (MHz)	Peak Reading (dBuV)	Antenna Factor (dB/m)	PreAmp (dB)	Cable Loss (dB)	Peak Level (dBuV/m)	Peak Limit (dBuV/m)	Margin (dB)
2483.75	61.63	27.48	42.54	4.82	51.39	74.00	22.61



**SGS-CSTC Standards Technical
Services (Shanghai) Co., Ltd.**

588 West Jindu Road, Songjiang District, Shanghai, China

Telephone: +86 (0) 21 6191 5666

Fax: +86 (0) 21 6191 5655

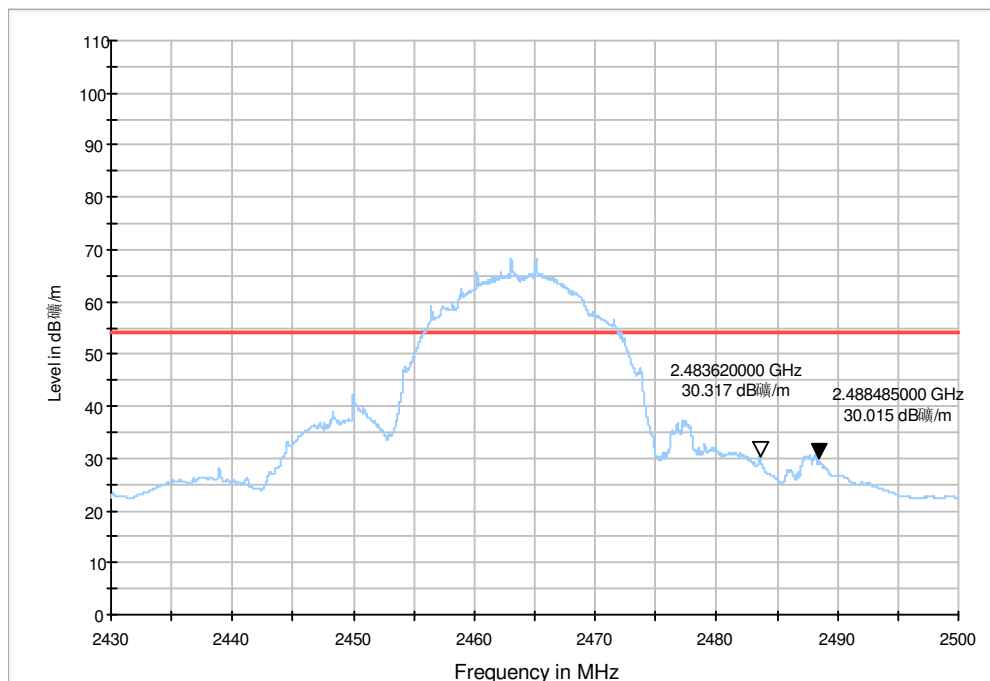
ee.shanghai@sgs.com

Report No.: SHEM111100145803

Page: 43 of 57

Vertical, AV Detector:

CISPR22 RE 1GHz-6GHz AV



AVERAGE LINE: RBW=1MHz / VBW=10Hz / Sweep=AUTO

Frequency (MHz)	AV Reading (dBuV)	Antenna Factor (dB/m)	PreAmp (dB)	Cable Loss (dB)	AV Level (dBuV/m)	AV Limit (dBuV/m)	Margin (dB)
2483.62	40.56	27.48	42.54	4.82	30.32	54.00	23.68



7.6 Conducted Spurious Emission Test

Test Requirement: FCC Part15 247(c)

Test date: Dec 07, 2011

Standard Applicable: According to section 15.247(c), in any 100KHz bandwidth outside the frequency bands in which the spread spectrum intentional radiator is operating, the radio frequency power that is produced by the intentional radiator shall be at least 20dB below that in the 100KHz bandwidth within the band that contains the highest level of the desired power. In addition, radiated emissions which fall in the restricted bands, as defined in section 15.205(a), must also comply with the radiated emission limits specified in 15.209(a).

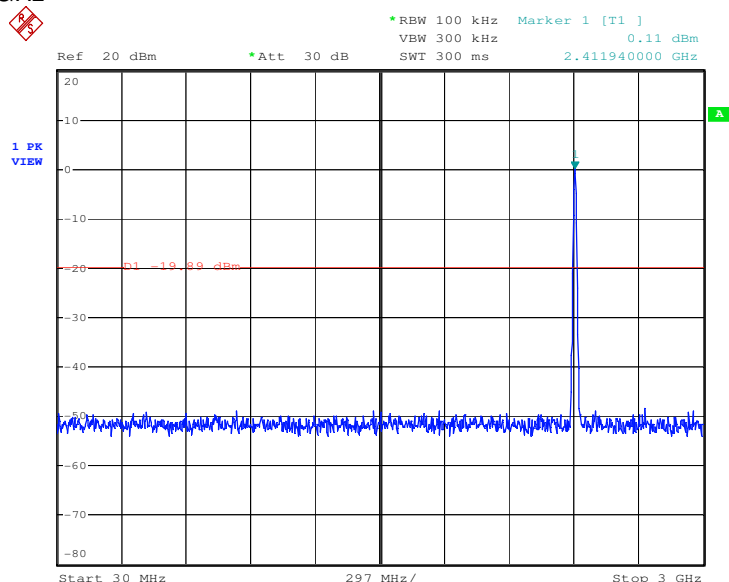
Measurement Procedure:

1. Place the EUT on the table and set it in transmitting mode.
2. Remove the antenna from the EUT and then connect a low loss RF cable from the antenna port to the spectrum analyzer.
3. Set center frequency of spectrum analyzer = operating frequency.
4. Set the spectrum analyzer as RBW=100KHz VBW=300KHz, Sweep = auto
6. Repeat above procedures until all frequency measured were complete.

Measurement Result:

Conducted spurious Emission Measurement Result For Antenna A

CH Low 30MHz-3GHz



Date: 1.JAN.2000 09:03:08



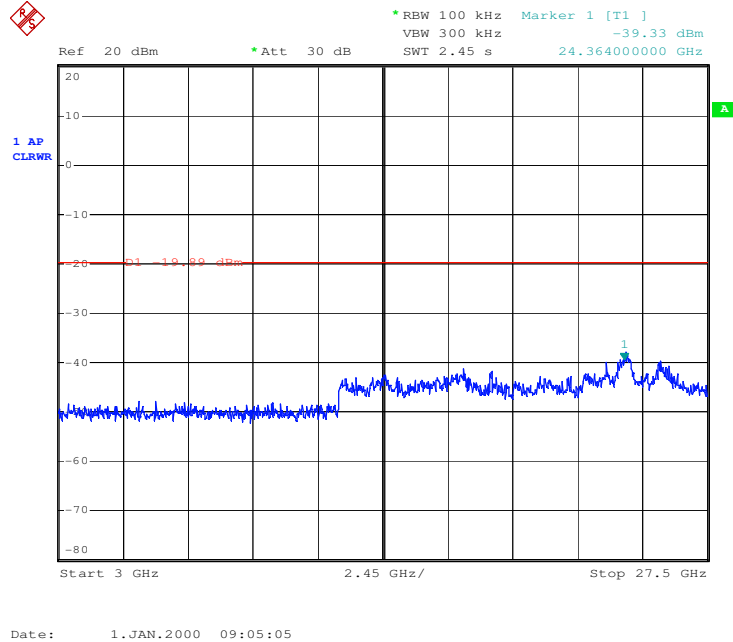
SGS-CSTC Standards Technical Services (Shanghai) Co., Ltd.

588 West Jindu Road, Songjiang District, Shanghai, China

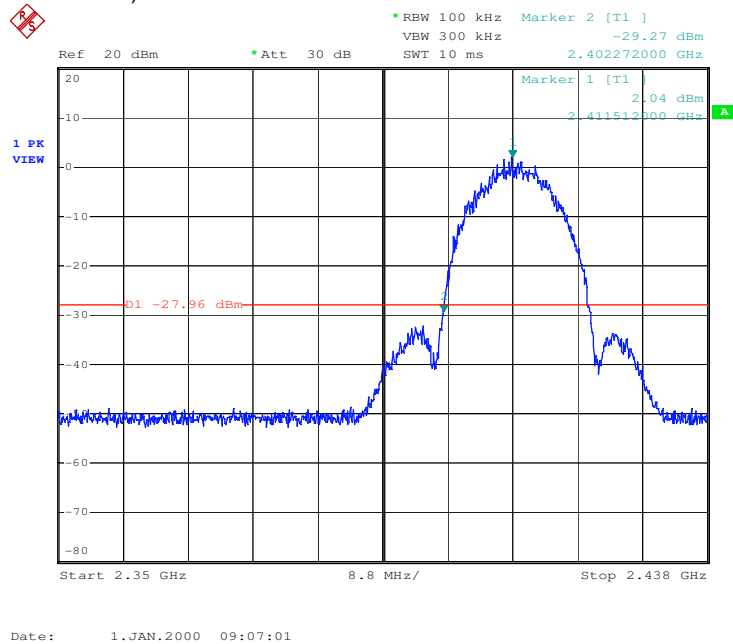
Telephone: +86 (0) 21 6191 5666
Fax: +86 (0) 21 6191 5655
ee.shanghai@sgs.com

Report No.: SHEM111100145803
Page: 45 of 57

CH Low 3GHz-27.5GHz



Band Edge (Conducted Mode)



This document is issued by the Company subject to its General Conditions of Service printed overleaf, available on request or accessible at www.sgs.com/terms_and_conditions.htm and, for electronic format documents, subject to Terms and Conditions for Electronic Documents at www.sgs.com/terms_e-document.htm. Attention is drawn to the limitation of liability, indemnification and jurisdiction issues defined therein. Any holder of this document is advised that information contained hereon reflects the Company's findings at the time of its intervention only and within the limits of Client's instructions, if any. The Company's sole responsibility is to its Client and this document does not exonerate parties to a transaction from exercising all their rights and obligations under the transaction documents. This document cannot be reproduced except in full, without prior written approval of the Company. Any unauthorized alteration, forgery or falsification of the content or appearance of this document is unlawful and offenders may be prosecuted to the fullest extent of the law. Unless otherwise stated the results shown in this test report refer only to the sample(s) tested and such sample(s) are retained for 90 days only



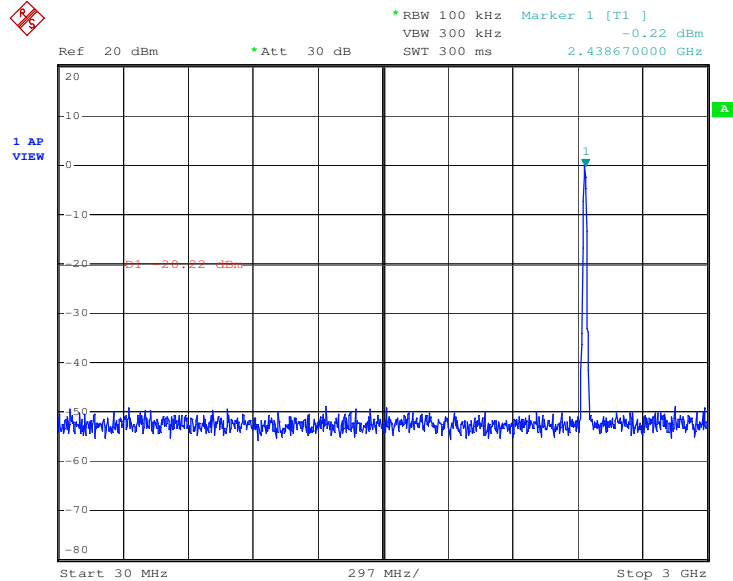
SGS-CSTC Standards Technical Services (Shanghai) Co., Ltd.

588 West Jindu Road, Songjiang District, Shanghai, China

Telephone: +86 (0) 21 6191 5666
Fax: +86 (0) 21 6191 5655
ee.shanghai@sgs.com

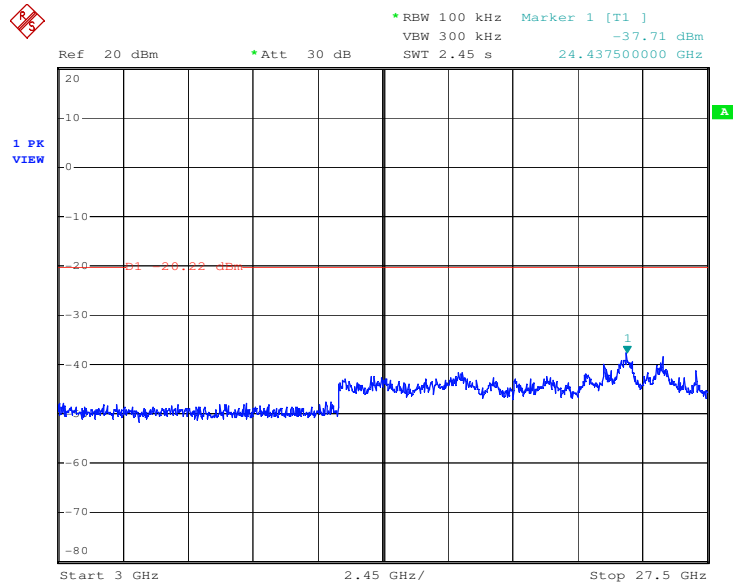
Report No.: SHEM111100145803
Page: 46 of 57

Ch Mid 30MHz-3GHz



Date: 1.JAN.2000 09:08:21

Ch Mid 3GHz-27.5GHz



Date: 1.JAN.2000 09:09:16

This document is issued by the Company subject to its General Conditions of Service printed overleaf, available on request or accessible at www.sgs.com/terms_and_conditions.htm and, for electronic format documents, subject to Terms and Conditions for Electronic Documents at www.sgs.com/terms_e-document.htm. Attention is drawn to the limitation of liability, indemnification and jurisdiction issues defined therein. Any holder of this document is advised that information contained hereon reflects the Company's findings at the time of its intervention only and within the limits of Client's instructions, if any. The Company's sole responsibility is to its Client and this document does not exonerate parties to a transaction from exercising all their rights and obligations under the transaction documents. This document cannot be reproduced except in full, without prior written approval of the Company. Any unauthorized alteration, forgery or falsification of the content or appearance of this document is unlawful and offenders may be prosecuted to the fullest extent of the law. Unless otherwise stated the results shown in this test report refer only to the sample(s) tested and such sample(s) are retained for 90 days only



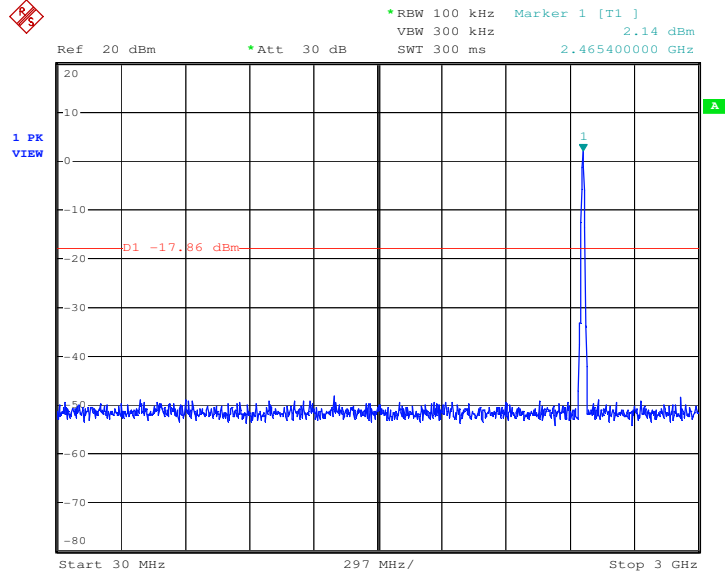
SGS-CSTC Standards Technical Services (Shanghai) Co., Ltd.

588 West Jindu Road, Songjiang District, Shanghai, China

Telephone: +86 (0) 21 6191 5666
Fax: +86 (0) 21 6191 5655
ee.shanghai@sgs.com

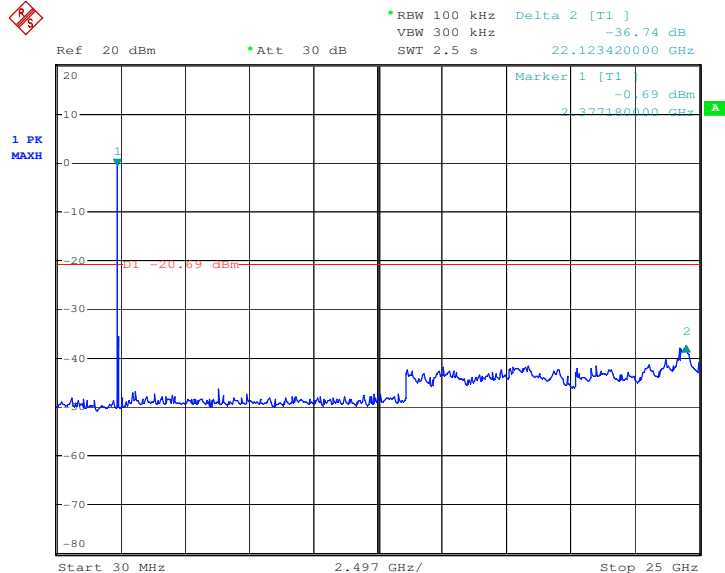
Report No.: SHEM111100145803
Page: 47 of 57

Ch High 30MHz-3GHz



Date: 1.JAN.2000 09:10:45

Conducted spurious Emission Measurement Result For Antenna B CH Low 30MHz-25GHz



Date: 1.JAN.2000 05:22:58

This document is issued by the Company subject to its General Conditions of Service printed overleaf, available on request or accessible at www.sgs.com/terms_and_conditions.htm and, for electronic format documents, subject to Terms and Conditions for Electronic Documents at www.sgs.com/terms_e-document.htm. Attention is drawn to the limitation of liability, indemnification and jurisdiction issues defined therein. Any holder of this document is advised that information contained hereon reflects the Company's findings at the time of its intervention only and within the limits of Client's instructions, if any. The Company's sole responsibility is to its Client and this document does not exonerate parties to a transaction from exercising all their rights and obligations under the transaction documents. This document cannot be reproduced except in full, without prior written approval of the Company. Any unauthorized alteration, forgery or falsification of the content or appearance of this document is unlawful and offenders may be prosecuted to the fullest extent of the law. Unless otherwise stated the results shown in this test report refer only to the sample(s) tested and such sample(s) are retained for 90 days only



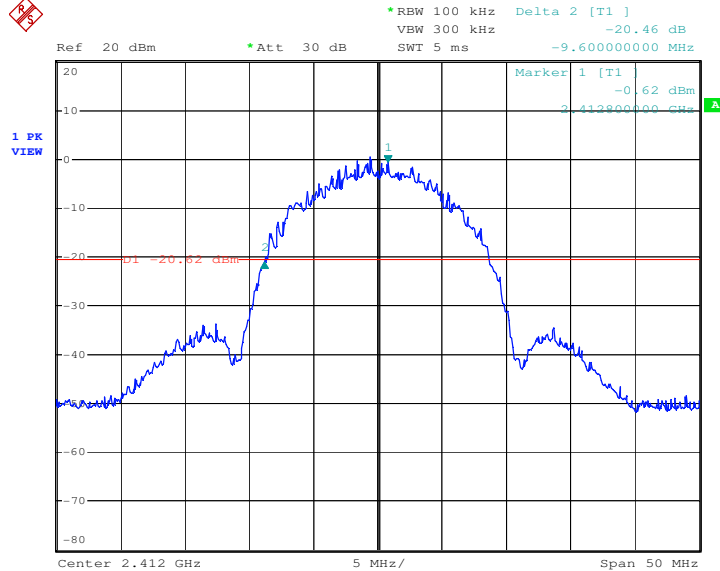
SGS-CSTC Standards Technical Services (Shanghai) Co., Ltd.

588 West Jindu Road, Songjiang District, Shanghai, China

Telephone: +86 (0) 21 6191 5666
Fax: +86 (0) 21 6191 5655
ee.shanghai@sgs.com

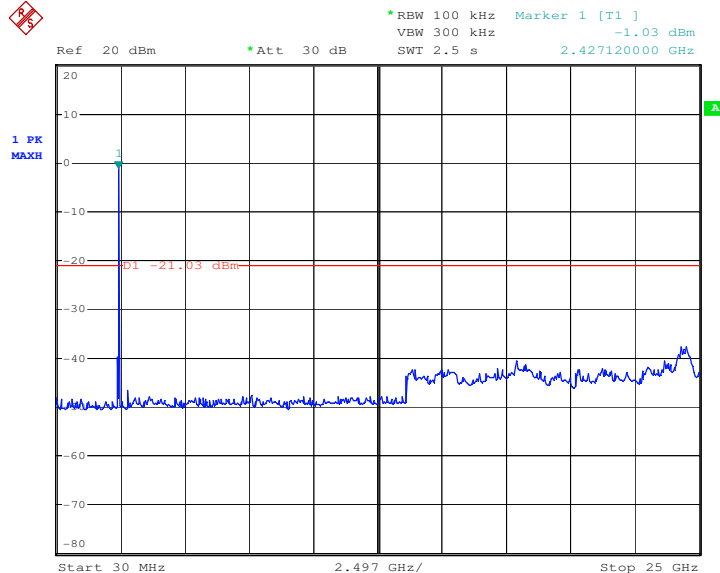
Report No.: SHEM111100145803
Page: 48 of 57

Band Edge (Conducted Mode)



Date: 1.JAN.2000 05:21:08

Ch Mid 30MHz-25GHz



Date: 1.JAN.2000 05:26:27

This document is issued by the Company subject to its General Conditions of Service printed overleaf, available on request or accessible at www.sgs.com/terms_and_conditions.htm and, for electronic format documents, subject to Terms and Conditions for Electronic Documents at www.sgs.com/terms_e-document.htm. Attention is drawn to the limitation of liability, indemnification and jurisdiction issues defined therein. Any holder of this document is advised that information contained hereon reflects the Company's findings at the time of its intervention only and within the limits of Client's instructions, if any. The Company's sole responsibility is to its Client and this document does not exonerate parties to a transaction from exercising all their rights and obligations under the transaction documents. This document cannot be reproduced except in full, without prior written approval of the Company. Any unauthorized alteration, forgery or falsification of the content or appearance of this document is unlawful and offenders may be prosecuted to the fullest extent of the law. Unless otherwise stated the results shown in this test report refer only to the sample(s) tested and such sample(s) are retained for 90 days only



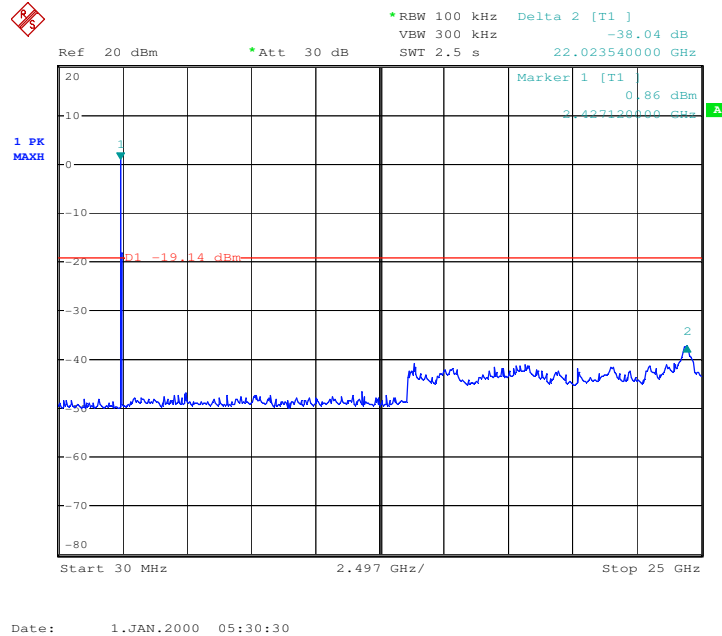
SGS-CSTC Standards Technical Services (Shanghai) Co., Ltd.

588 West Jindu Road, Songjiang District, Shanghai, China

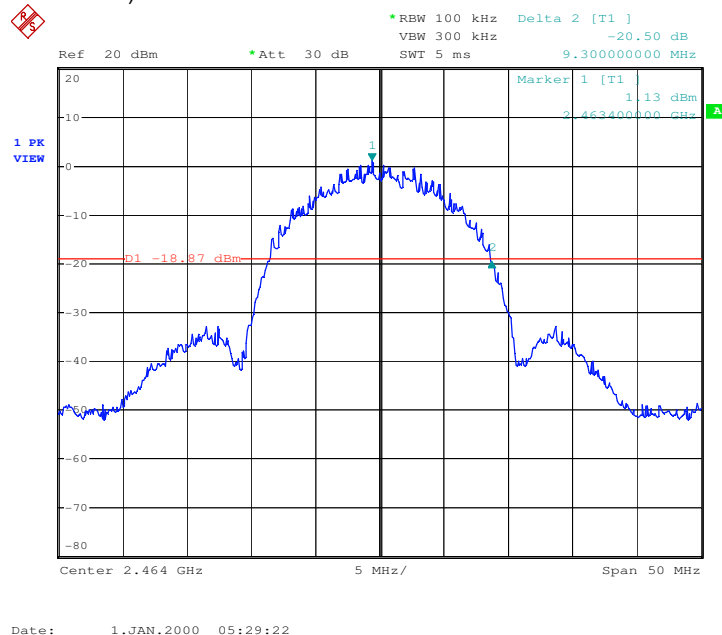
Telephone: +86 (0) 21 6191 5666
Fax: +86 (0) 21 6191 5655
ee.shanghai@sgs.com

Report No.: SHEM111100145803
Page: 49 of 57

Ch High 30MHz-25GHz



Band Edge (Conducted Mode)



This document is issued by the Company subject to its General Conditions of Service printed overleaf, available on request or accessible at www.sgs.com/terms_and_conditions.htm and, for electronic format documents, subject to Terms and Conditions for Electronic Documents at www.sgs.com/terms_e-document.htm. Attention is drawn to the limitation of liability, indemnification and jurisdiction issues defined therein. Any holder of this document is advised that information contained hereon reflects the Company's findings at the time of its intervention only and within the limits of Client's instructions, if any. The Company's sole responsibility is to its Client and this document does not exonerate parties to a transaction from exercising all their rights and obligations under the transaction documents. This document cannot be reproduced except in full, without prior written approval of the Company. Any unauthorized alteration, forgery or falsification of the content or appearance of this document is unlawful and offenders may be prosecuted to the fullest extent of the law. Unless otherwise stated the results shown in this test report refer only to the sample(s) tested and such sample(s) are retained for 90 days only



7.7 Peak Power Spectral Density

Test Requirement: FCC Part15 247(e)

Test date: Dec. 06, 2011

Standard Applicable: According to section 15.247(e), For digitally modulated systems, the power spectral density conducted from the intentional radiator to the antenna shall not be greater than 8dB in any 3KHz band during any time in terval of continuous transmission. This power spectral density shall be determined in accordance with the provisions of paragraph(b) of this section. The same method of determining the conducted output power shall be used to determine the powr spectral density.

Measurement Procedure: The EUT was tested according to DTS test procedure of KDB 558074 for compliance to FCC 47CFR 15.247 requiremnts. Set RBW=3KHz, Set VBW=10KHz, Span=3MHz, Sweep time=100s, Set detector=Peak detector.

Measurement Result:

For Antenna A

CH	Frequency (MHz)	Reading (dBm)	Cable Loss (dB)	RF Power Density (dBm)	Limit (dBm)	Result
LOW	2412	-8.70	0.5	-8.20	8	PASS
MID	2438	-8.37	0.5	-7.87	8	PASS
HIGH	2462	-8.17	0.5	-7.67	8	PASS

For Antenna B

CH	Frequency (MHz)	Reading (dBm)	Cable Loss (dB)	RF Power Density (dBm)	Limit (dBm)	Result
LOW	2412	-9.04	0.5	-8.54	8	PASS
MID	2438	-7.63	0.5	-7.13	8	PASS
HIGH	2462	-8.88	0.5	-8.38	8	PASS



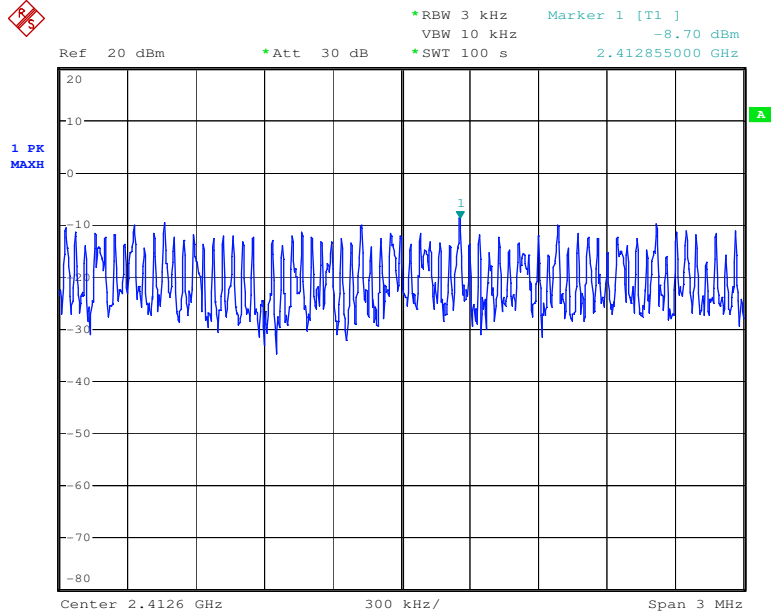
SGS-CSTC Standards Technical Services (Shanghai) Co., Ltd.

588 West Jindu Road, Songjiang District, Shanghai, China

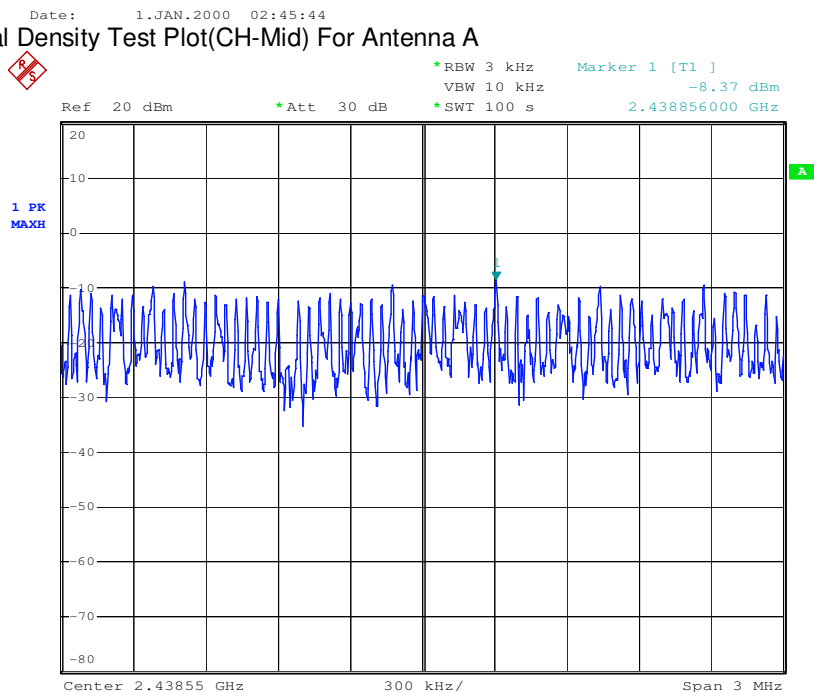
Telephone: +86 (0) 21 6191 5666
Fax: +86 (0) 21 6191 5655
ee.shanghai@sgs.com

Report No.: SHEM111100145803
Page: 51 of 57

Power Spectral Density Test Plot(CH-Low) For Antenna A



Power Spectral Density Test Plot(CH-Mid) For Antenna A



Date: 1.JAN.2000 02:58:38

This document is issued by the Company subject to its General Conditions of Service printed overleaf, available on request or accessible at www.sgs.com/terms_and_conditions.htm and, for electronic format documents, subject to Terms and Conditions for Electronic Documents at www.sgs.com/terms_e-document.htm. Attention is drawn to the limitation of liability, indemnification and jurisdiction issues defined therein. Any holder of this document is advised that information contained hereon reflects the Company's findings at the time of its intervention only and within the limits of Client's instructions, if any. The Company's sole responsibility is to its Client and this document does not exonerate parties to a transaction from exercising all their rights and obligations under the transaction documents. This document cannot be reproduced except in full, without prior written approval of the Company. Any unauthorized alteration, forgery or falsification of the content or appearance of this document is unlawful and offenders may be prosecuted to the fullest extent of the law. Unless otherwise stated the results shown in this test report refer only to the sample(s) tested and such sample(s) are retained for 90 days only



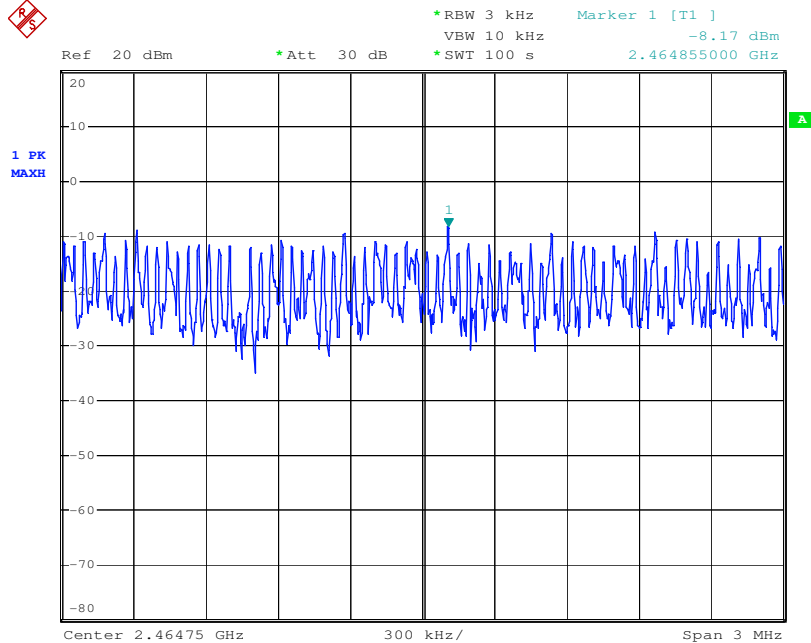
SGS-CSTC Standards Technical Services (Shanghai) Co., Ltd.

588 West Jindu Road, Songjiang District, Shanghai, China

Telephone: +86 (0) 21 6191 5666
Fax: +86 (0) 21 6191 5655
ee.shanghai@sgs.com

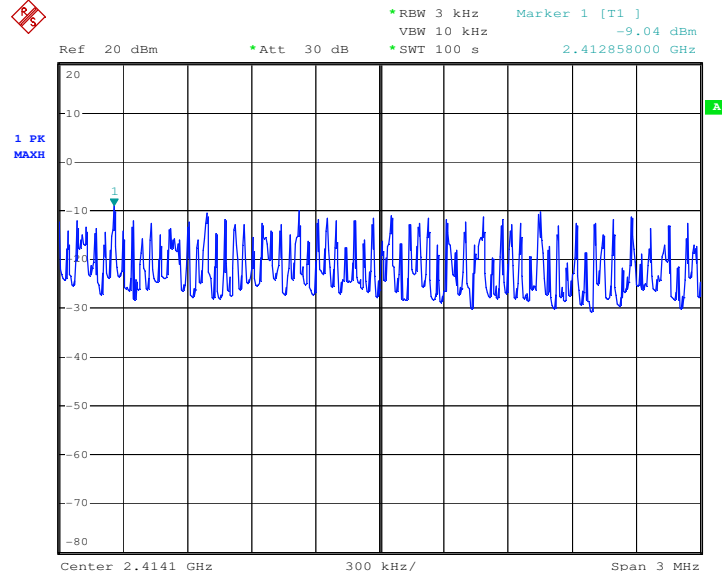
Report No.: SHEM111100145803
Page: 52 of 57

Power Spectral Density Test Plot(CH-High) For Antenna A



Date: 1.JAN.2000 02:33:48

Power Spectral Density Test Plot(CH-Low) For Antenna B



Date: 1.JAN.2000 01:20:33

This document is issued by the Company subject to its General Conditions of Service printed overleaf, available on request or accessible at www.sgs.com/terms_and_conditions.htm and, for electronic format documents, subject to Terms and Conditions for Electronic Documents at www.sgs.com/terms_e-document.htm. Attention is drawn to the limitation of liability, indemnification and jurisdiction issues defined therein. Any holder of this document is advised that information contained hereon reflects the Company's findings at the time of its intervention only and within the limits of Client's instructions, if any. The Company's sole responsibility is to its Client and this document does not exonerate parties to a transaction from exercising all their rights and obligations under the transaction documents. This document cannot be reproduced except in full, without prior written approval of the Company. Any unauthorized alteration, forgery or falsification of the content or appearance of this document is unlawful and offenders may be prosecuted to the fullest extent of the law. Unless otherwise stated the results shown in this test report refer only to the sample(s) tested and such sample(s) are retained for 90 days only



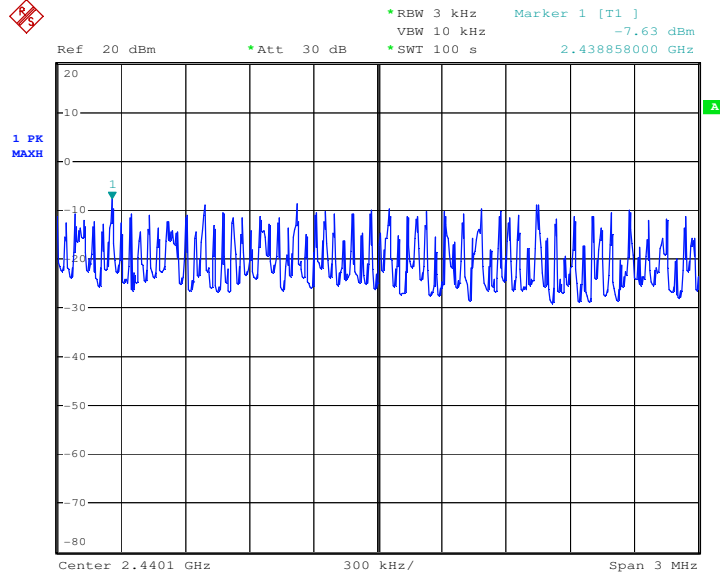
SGS-CSTC Standards Technical Services (Shanghai) Co., Ltd.

588 West Jindu Road, Songjiang District, Shanghai, China

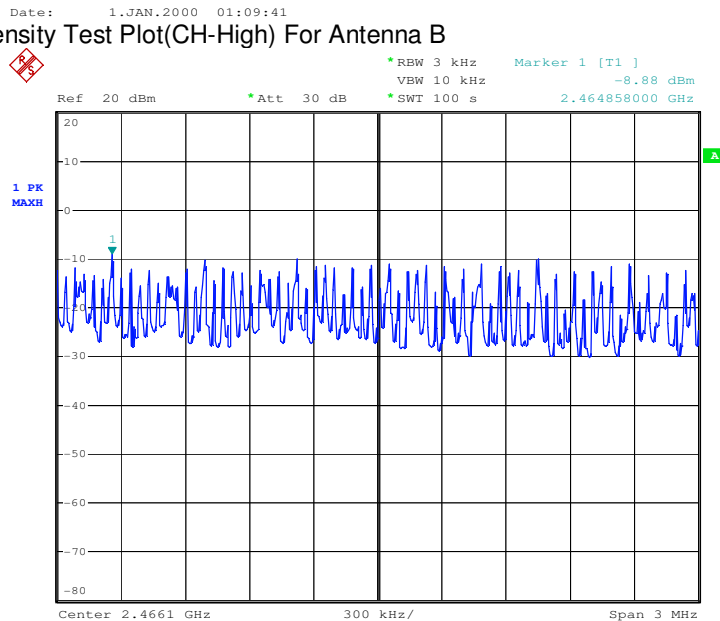
Telephone: +86 (0) 21 6191 5666
Fax: +86 (0) 21 6191 5655
ee.shanghai@sgs.com

Report No.: SHEM111100145803
Page: 53 of 57

Power Spectral Density Test Plot(CH-Mid) For Antenna B



Power Spectral Density Test Plot(CH-High) For Antenna B



Date: 1.JAN.2000 01:15:00



7.8 Occupied Bandwidth Test

Test Requirement:	RSS-Gen Issue 3 Clause 4.6.1
Test date:	Dec. 06, 2011
Standard Applicable	According to the section RSS-Gen Issue 3 Clause 4.6.1
EUT Setup	The occupied bandwidth per RSS-Gen Issue 3 Clause 4.6.1 was measured using the Spectrum Analyzer with the resolutions set at 100kHz, the video bandwidth set at 300kHz.

Measurement Result:

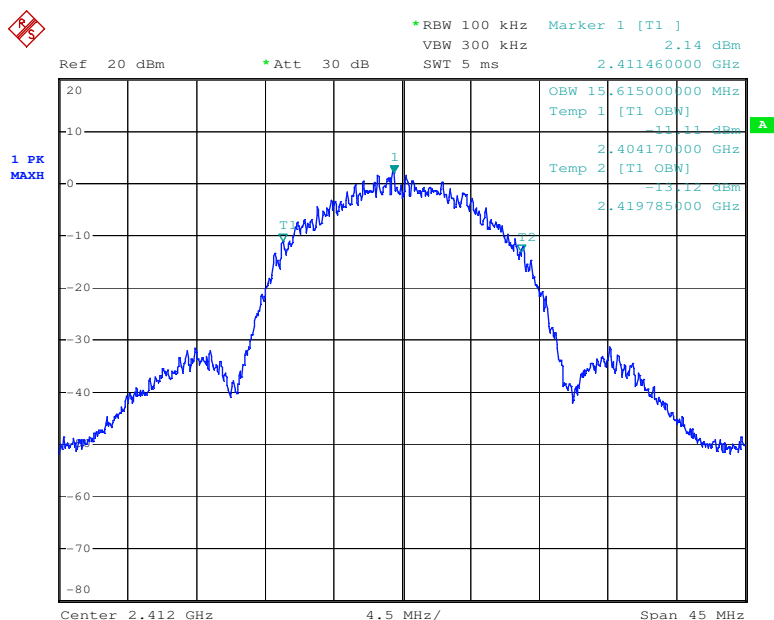
For Antenna A

Channel	Frequency (MHz)	Bandwidth (MHz)
LOW	2412	15.62
MID	2438	15.62
HIGH	2464	15.62

For Antenna B

Channel	Frequency (MHz)	Bandwidth (MHz)
LOW	2412	15.57
MID	2438	15.66
HIGH	2464	15.66

Channel Low 2412MHz



Date: 1.JAN.2000 09:29:59



SGS-CSTC Standards Technical Services (Shanghai) Co., Ltd.

588 West Jindu Road, Songjiang District, Shanghai, China

Telephone: +86 (0) 21 6191 5666

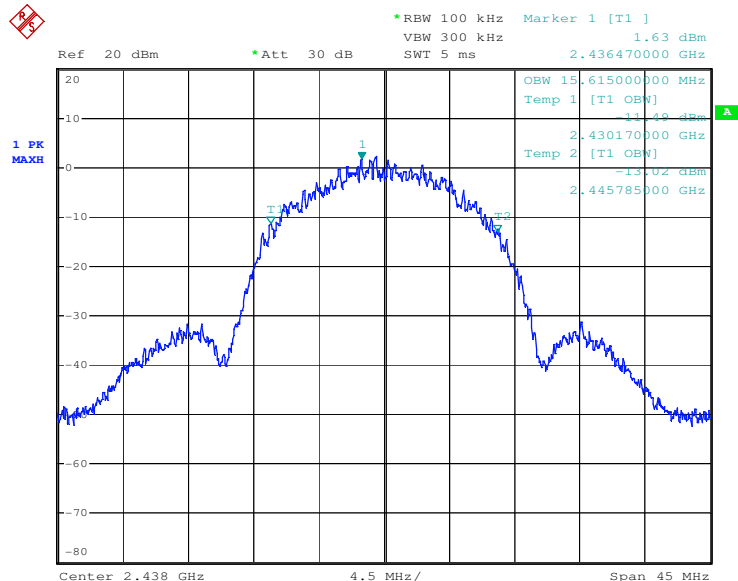
Fax: +86 (0) 21 6191 5655

ee.shanghai@sgs.com

Report No.: SHEM111100145803

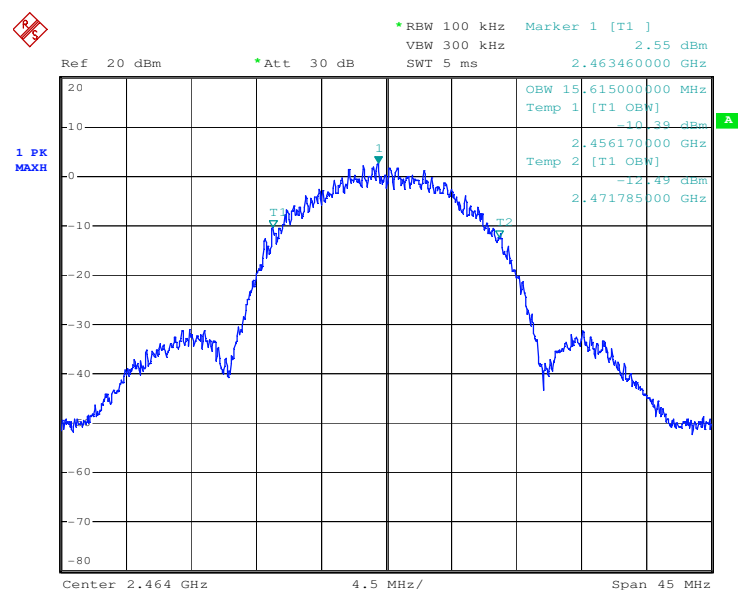
Page: 55 of 57

Channel Middle 2438MHz



Date: 1.JAN.2000 09:30:53

Channel High 2464MHz



Date: 1.JAN.2000 09:32:05

This document is issued by the Company subject to its General Conditions of Service printed overleaf, available on request or accessible at www.sgs.com/terms_and_conditions.htm and, for electronic format documents, subject to Terms and Conditions for Electronic Documents at www.sgs.com/terms_e-document.htm. Attention is drawn to the limitation of liability, indemnification and jurisdiction issues defined therein. Any holder of this document is advised that information contained hereon reflects the Company's findings at the time of its intervention only and within the limits of Client's instructions, if any. The Company's sole responsibility is to its Client and this document does not exonerate parties to a transaction from exercising all their rights and obligations under the transaction documents. This document cannot be reproduced except in full, without prior written approval of the Company. Any unauthorized alteration, forgery or falsification of the content or appearance of this document is unlawful and offenders may be prosecuted to the fullest extent of the law. Unless otherwise stated the results shown in this test report refer only to the sample(s) tested and such sample(s) are retained for 90 days only



SGS-CSTC Standards Technical Services (Shanghai) Co., Ltd.

588 West Jindu Road, Songjiang District, Shanghai, China

Telephone: +86 (0) 21 6191 5666

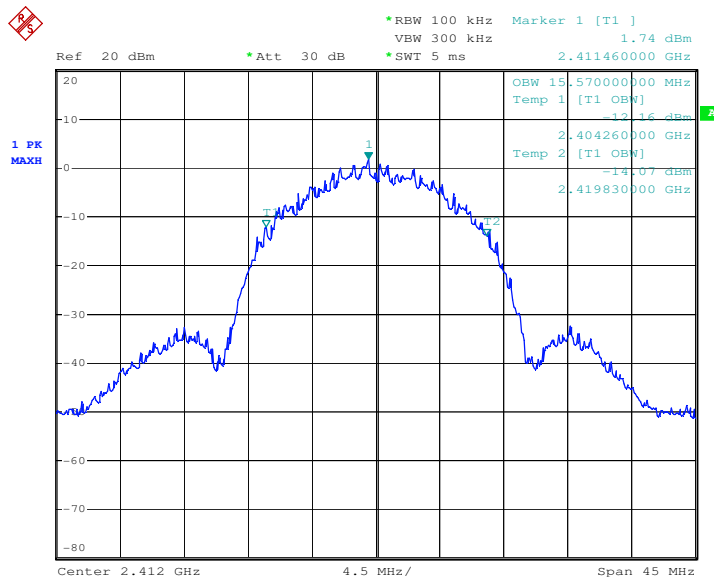
Fax: +86 (0) 21 6191 5655

ee.shanghai@sgs.com

Report No.: SHEM111100145803

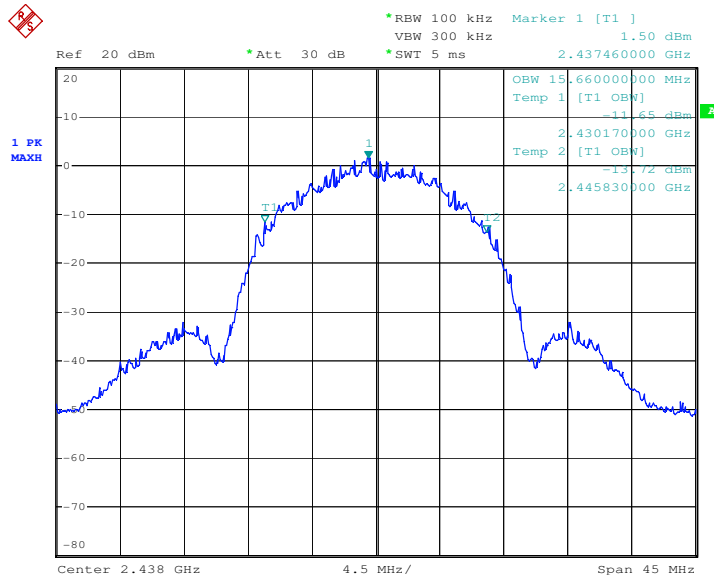
Page: 56 of 57

Channel Low 2412MHz



Date: 1.JAN.2000 01:27:03

Channel Middle 2438MHz



Date: 1.JAN.2000 01:28:54

This document is issued by the Company subject to its General Conditions of Service printed overleaf, available on request or accessible at www.sgs.com/terms_and_conditions.htm and, for electronic format documents, subject to Terms and Conditions for Electronic Documents at www.sgs.com/terms_e-document.htm. Attention is drawn to the limitation of liability, indemnification and jurisdiction issues defined therein. Any holder of this document is advised that information contained hereon reflects the Company's findings at the time of its intervention only and within the limits of Client's instructions, if any. The Company's sole responsibility is to its Client and this document does not exonerate parties to a transaction from exercising all their rights and obligations under the transaction documents. This document cannot be reproduced except in full, without prior written approval of the Company. Any unauthorized alteration, forgery or falsification of the content or appearance of this document is unlawful and offenders may be prosecuted to the fullest extent of the law. Unless otherwise stated the results shown in this test report refer only to the sample(s) tested and such sample(s) are retained for 90 days only



SGS-CSTC Standards Technical Services (Shanghai) Co., Ltd.

588 West Jindu Road, Songjiang District, Shanghai, China

Telephone: +86 (0) 21 6191 5666

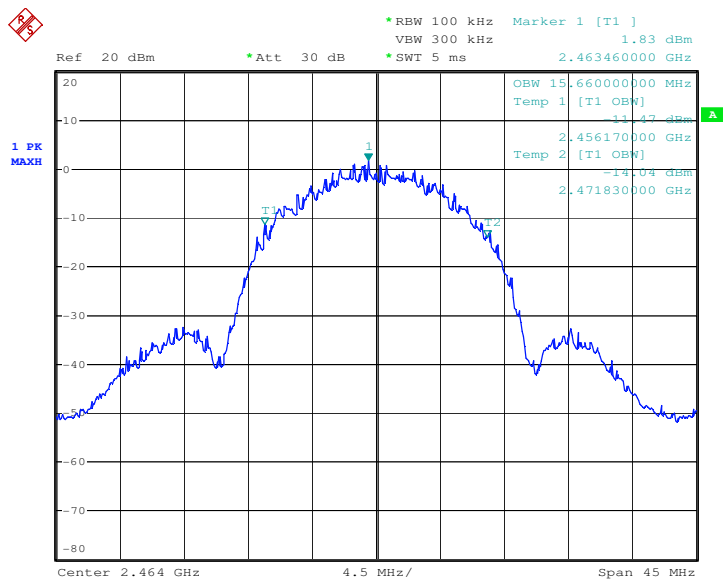
Fax: +86 (0) 21 6191 5655

ee.shanghai@sgs.com

Report No.: SHEM111100145803

Page: 57 of 57

Channel High 2464MHz



Date: 1.JAN.2000 01:29:50

End of Report

This document is issued by the Company subject to its General Conditions of Service printed overleaf, available on request or accessible at www.sgs.com/terms_and_conditions.htm and, for electronic format documents, subject to Terms and Conditions for Electronic Documents at www.sgs.com/terms_e-document.htm. Attention is drawn to the limitation of liability, indemnification and jurisdiction issues defined therein. Any holder of this document is advised that information contained hereon reflects the Company's findings at the time of its intervention only and within the limits of Client's instructions, if any. The Company's sole responsibility is to its Client and this document does not exonerate parties to a transaction from exercising all their rights and obligations under the transaction documents. This document cannot be reproduced except in full, without prior written approval of the Company. Any unauthorized alteration, forgery or falsification of the content or appearance of this document is unlawful and offenders may be prosecuted to the fullest extent of the law. Unless otherwise stated the results shown in this test report refer only to the sample(s) tested and such sample(s) are retained for 90 days only