



RF Test Setup Photograph


Description: Front View of Conducted Emission Test Setup for Power Port
(HSBT3008-EA Configured External Dipole Antenna)



Description: Back View of Conducted Emission Test Setup for Power Port
(HSBT3008-EA Configured External Dipole Antenna)




Description: Radiated Emission Test Setup for below 1GHz
(HSBT3008-IA Configured Onboard PCB Antenna)



Description: Radiated Emission Test Setup for above 1GHz
(HSBT3008-IA Configured Onboard PCB Antenna)




Description: Radiated Emission Test Setup for below 1GHz
(HSBT3008-EA Configured External PCB Antenna)



Description: Radiated Emission Test Setup for above 1GHz
(HSBT3008-EA Configured External PCB Antenna)



Description: Radiated Emission Test Setup for below 1GHz
(HSBT3008-EA Configured External Dipole Antenna)



Description: Radiated Emission Test Setup for above 1GHz
(HSBT3008-EA Configured External Dipole Antenna)

