

Quack Start Guide



He's no ordinary duck



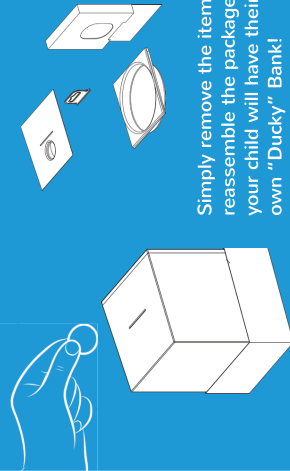
/the.edwin.duck



@EdwinTheDuck

Ducky Bank

We believe a great lesson to learn is the benefits of saving money. Edwin will learn such a lesson in one of his upcoming stories, so we decided to enable his packaging to turn into a bank!




Simply remove the items above, reassemble the package, and your child will have their very own "Ducky" Bank!

1

Download the free Edwin the Duck app to your smart device.


Find my app in the Apple App, Google Play, or Windows App Stores. My icon looks like this!



Edwin

2

We recommend fully charging Edwin by plugging in USB cable from nest to wall, and placing Edwin on his nest.



Edwin's head lights up briefly when placed on charger correctly. Green flash indicates battery level at 85% or more, red indicates low charge. Allow 4 hours for Edwin to charge fully.

3

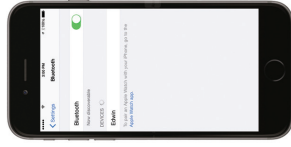
Once charged, power Edwin on by pressing on his heart once.



You'll hear a quack and his head will light up, then fade out. His heart will begin to beat green to indicate pairing mode.

4

To pair Edwin to your device, launch device settings and enable Bluetooth®.



Screen shown is Apple® iPhone® 6 Plus. Your screen may appear differently.

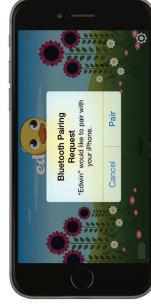


Choose "Edwin" from the list of devices. Edwin will quack when successfully paired, and his heart will then beat red.


5

Launch the Edwin the Duck app to interact with Edwin's world!

Choose "Pair" when prompted.



For help or to contact us, tap the settings button in lower right corner of app screen, or go to EdwinTheDuck.com/support



Tips & Tricks

1. Tap once on Edwin's side to turn on his light.
2. Toss Edwin straight up in the air to make him quack.
3. Stream your music playlist wirelessly to Edwin from your smart device while in the pool, shower, or virtually anywhere!



For more information about using Edwin, visit EdwinTheDuck.com/UserGuide

Edwin The Duck

Cleaning Instructions / Consignes de nettoyage
Wipe with warm soapy water / Essuyez avec de l'eau chaude savonneuse

Manufactured for / Conçu par	Manufactured By / Fabriqué en
PiLab, LLC	Hangsong (Nanjing) Technology Co., LTD.
252 West Main Street	8th, Kangping Road
Carmel, IN 46032	Jiangning Economy & Technology Development Zone
	Nanjing 211106
	China



The plug of external power supply unit is used as the disconnect device, it shall remain readily operable.

This device complies with Part 15 of the FCC Rules. Operation is subject to the following two conditions:

- (1) this device may not cause harmful interference, and
- (2) this device must accept any interference received, including interference that may cause undesired operation.

Ce jouet répond à la section 15 des règlements de la FCC. Le fonctionnement est soumis aux deux conditions suivantes :

- (1) Cet appareil ne doit pas causer d'interférence nuisible, et
- (2) cet appareil doit accepter toutes les interférences, y compris celles qui pourraient provoquer un fonctionnement non désiré.

Note: This product has been tested and found to comply with the limits for a Class B digital device, pursuant to Part 15 of the FCC Rules. These limits are designed to provide reasonable protection against harmful interference in a residential installation. This product generates, uses, and can radiate radio frequency energy and, if not installed and used in accordance with the instructions, may cause harmful interference to radio communications. However, there is no guarantee that interference will not occur in a particular installation.

(more)

If this product does cause harmful interference to radio or television reception, which can be determined by turning the equipment off and on, the user is encouraged to try to correct the interference by one or more of the following measures:

- Reorient or relocate the receiving antenna.
- Increase the separation between the equipment and receiver.
- Connect the equipment into an outlet on a circuit different from that to which the receiver is connected.
- Consult the dealer or an experienced radio/TV technician for help.

CAN ICES-3 (B)/NMB-3(B)

Please take attention that changes or modification not expressly approved by the party responsible for compliance could void the user's authority to operate the equipment.

This equipment should be installed and operated with a minimum distance 20cm between the radiator and your body.

Cet équipement doit être installé et utilisé à une distance minimale de 20 cm entre le radiateur et votre corps

This device complies with Industry Canada license-exempt RSS standard(s).

Operation is subject to the following two conditions:

- (1) this device may not cause interference, and
- (2) this device must accept any interference, including interference that may cause undesired operation of the device.

Le présent appareil est conforme aux CNR d'Industrie Canada applicables aux appareils radioexempts de licence. L'exploitation est autorisée aux deux conditions suivantes :

- (1) l'appareil ne doit pas produire de brouillage, et
- (2) l'utilisateur de l'appareil doit accepter tout brouillage radioélectrique subi, même si le brouillage est susceptible d'en compromettre le fonctionnement.