



**MET Laboratories, Inc.** *Safety Certification - EMI - Telecom Environmental Simulation*

914 WEST PATAPSCO AVENUE ● BALTIMORE, MARYLAND 21230-3432 ● PHONE (410) 354-3300 ● FAX (410) 354-3313

April 11, 2011

Linak U.S.A.  
2200 Stanley Gault Parkway  
Louisville, KY 40223

Dear Peter Brondum,

Enclosed is the EMC Wireless test report for compliance testing of the Linak U.S.A., HB22RF2000 as tested to the requirements of Title 47 of the CFR, Ch. 1 (10-1-06 ed.), FCC Part 15 Subpart B for a Class B Digital Device and FCC Part 15 Subpart C for Intentional Radiators.

Thank you for using the services of MET Laboratories, Inc. If you have any questions regarding these results or if MET can be of further service to you, please feel free to contact me.

Sincerely yours,  
MET LABORATORIES, INC.

Jennifer Warnell  
Documentation Department

Reference: (\\Linak U.S.A.\\EMC30879-FCC231 Rev. 1)

Certificates and reports shall not be reproduced except in full, without the written permission of MET Laboratories, Inc. .



**MET Laboratories, Inc.** *Safety Certification - EMI - Telecom Environmental Simulation*

914 WEST PATAPSCO AVENUE ● BALTIMORE, MARYLAND 21230-3432 ● PHONE (410) 354-3300 ● FAX (410) 354-3313

## **Electromagnetic Compatibility Criteria Test Report**

for the

**Linak U.S.A.  
HB22RF2000**

**Tested under**  
the FCC Certification Rules  
contained in  
Title 47 of the CFR, Parts 15 Subpart B  
for Class B Digital Devices  
&  
15.231 for Intentional Radiators

**MET Report: EMC30879-FCC231 Rev. 1**

April 11, 2011

**Prepared For:**

**Linak U.S.A.  
2200 Stanley Gault Parkway  
Louisville, KY 40223**

**Prepared By:**  
**MET Laboratories, Inc.**  
914 W. Patapsco Ave  
Baltimore, MD 21230

## Electromagnetic Compatibility Criteria Test Report

for the

**Linak U.S.A.**  
**HB22RF2000**

### Tested Under

the FCC Certification Rules  
contained in  
Title 47 of the CFR, Parts 15 Subpart B  
for Class B Digital Devices  
&  
15.231 for Intentional Radiators



Len Knight, Project Engineer  
Electromagnetic Compatibility Lab



Jennifer Warnell  
Documentation Department

**Engineering Statement:** The measurements shown in this report were made in accordance with the procedures indicated, and the emissions from this equipment were found to be within the limits applicable. I assume full responsibility for the accuracy and completeness of these measurements, and for the qualifications of all persons taking them. It is further stated that upon the basis of the measurements made, the equipment tested is capable of operation in accordance with the requirements of Part 15.231, of the FCC Rules under normal use and maintenance.



Shawn McMillen  
Wireless Manager, Electromagnetic Compatibility Lab

## Report Status Sheet

Revision	Report Date	Reason for Revision
∅	March 30, 2011	Initial Issue.
1	April 11, 2011	Revised to reflect editorial corrections.

## Table of Contents

<b>I.</b>	<b>Executive Summary .....</b>	<b>1</b>
	A. Purpose of Test .....	2
	B. Executive Summary .....	2
<b>II.</b>	<b>Equipment Configuration .....</b>	<b>3</b>
	A. Overview.....	4
	B. References.....	5
	C. Test Site .....	5
	D. Description of Test Sample.....	5
	E. Mode of Operation.....	6
	F. Modifications.....	6
	a) Modifications to EUT.....	6
	b) Modifications to Test Standard.....	6
	G. Disposition of EUT.....	6
<b>III.</b>	<b>Electromagnetic Compatibility Criteria for Unintentional Radiators .....</b>	<b>7</b>
	§ 15.109(a) Radiated Emission Limits .....	8
<b>IV.</b>	<b>Electromagnetic Compatibility Criteria for Intentional Radiators.....</b>	<b>11</b>
	§ 15.203 Antenna Requirement.....	12
	§ 15.231(a) Periodic Operation Requirements .....	13
	§ 15.231(b) Field Strength of Fundamental and Harmonics.....	14
	§ 15.231(c) 20dB Bandwidth .....	19
<b>V.</b>	<b>Test Equipment .....</b>	<b>20</b>
<b>VI.</b>	<b>Certification &amp; User's Manual Information.....</b>	<b>22</b>
	A. Certification Information .....	23
	B. Label and User's Manual Information .....	27

## List of Tables

Table 1. Executive Summary of EMC Part 15.231 Compliance Testing .....	2
Table 2. EUT Summary Table.....	4
Table 3. References .....	5
Table 4. Radiated Emissions Limits calculated from FCC Part 15, §15.109 (a) (b) .....	8
Table 6. Field Strength of Fundamental, Test Results.....	15
Table 7. Radiated Spurious Emissions, Test Results.....	15
Table 8. 20dB Bandwidth Test Results .....	19
Table 9. Test Equipment List .....	21

## List of Photographs

Photograph 1. Linak U.S.A. HB22RF2000 .....	5
Photograph 2. Radiated Emission, Test Setup.....	10
Photograph 3. Field Strength of Fundamental, Test Setup.....	18
Photograph 4. Radiated Spurious Emissions, Test Setup .....	18

## List of Terms and Abbreviations

<b>AC</b>	<b>Alternating Current</b>
<b>ACF</b>	<b>Antenna Correction Factor</b>
<b>Cal</b>	<b>Calibration</b>
<i>d</i>	<b>Measurement Distance</b>
<b>dB</b>	<b>Decibels</b>
<b>dB<math>\mu</math>A</b>	<b>Decibels above one microamp</b>
<b>dB<math>\mu</math>V</b>	<b>Decibels above one microvolt</b>
<b>dB<math>\mu</math>A/m</b>	<b>Decibels above one microamp per meter</b>
<b>dB<math>\mu</math>V/m</b>	<b>Decibels above one microvolt per meter</b>
<b>DC</b>	<b>Direct Current</b>
<b>E</b>	<b>Electric Field</b>
<b>EUT</b>	<b>Equipment Under Test</b>
<i>f</i>	<b>Frequency</b>
<b>FCC</b>	<b>Federal Communications Commission</b>
<b>GRP</b>	<b>Ground Reference Plane</b>
<b>H</b>	<b>Magnetic Field</b>
<b>HCP</b>	<b>Horizontal Coupling Plane</b>
<b>Hz</b>	<b>Hertz</b>
<b>kHz</b>	<b>kilohertz</b>
<b>kPa</b>	<b>kilopascal</b>
<b>kV</b>	<b>kilovolt</b>
<b>LISN</b>	<b>Line Impedance Stabilization Network</b>
<b>MHz</b>	<b>Megahertz</b>
<b><math>\mu</math>H</b>	<b>microhenry</b>
<b><math>\mu</math></b>	<b>microfarad</b>
<b><math>\mu</math>s</b>	<b>microseconds</b>
<b>PRF</b>	<b>Pulse Repetition Frequency</b>
<b>RF</b>	<b>Radio Frequency</b>
<b>RMS</b>	<b>Root-Mean-Square</b>
<b>TWT</b>	<b>Traveling Wave Tube</b>
<b>V/m</b>	<b>Volts per meter</b>
<b>VCP</b>	<b>Vertical Coupling Plane</b>

# I. Executive Summary



## A. Purpose of Test

An EMC evaluation was performed to determine compliance of the Linak U.S.A. HB22RF2000, with the requirements of Part 15, §15.231. All references are to the most current version of Title 47 of the Code of Federal Regulations in effect. In accordance with §2.1033, the following data is presented in support of the Certification of the HB22RF2000. Linak U.S.A. should retain a copy of this document which should be kept on file for at least two years after the manufacturing of the HB22RF2000, has been **permanently** discontinued.

## B. Executive Summary

The following tests were conducted on a sample of the equipment for the purpose of demonstrating compliance with Part 15, §15.231, in accordance with Linak U.S.A., purchase order number 82281-1. All tests were conducted using measurement procedure ANSI C63.4-2003.

FCC Reference	Description	Results
<b>Transmitter Mode (TX)</b>		
§15.203	Antenna Requirement	Compliant
§15.207	AC Power Line Conducted Emissions	N/A
§15.231(a)	Periodic Operation Requirements	Compliant
§15.231(b)	Field Strength of Fundamentals and Harmonics	Compliant
§15.231(c)	20dB Bandwidth	Compliant
<b>Unintentional Digital</b>		
15.107	AC Power Line Conducted Emissions	N/A
15.109	Radiated Emissions	Compliant

**Table 1. Executive Summary of EMC Part 15.231 Compliance Testing**

## II. Equipment Configuration

## A. Overview

MET Laboratories, Inc. was contracted by Linak U.S.A. to perform testing on the HB22RF2000, under Linak U.S.A.'s purchase order number 82281-1.

This document describes the test setups, test methods, required test equipment, and the test limit criteria used to perform compliance testing of the Linak U.S.A., HB22RF2000.

The results obtained relate only to the item(s) tested.

<b>Model(s) Tested:</b>	HB22RF2000	
<b>EUT Specifications:</b>	Primary Power: 3.5 V – 4.6 V from 3 AAA batteries	
	FCC ID: XBE-HB2XRFXXXX	
	Max Field Strength:	80.56 dBuV/m @ 3m
	EUT Frequency Ranges:	433 .92MHz
<b>Analysis:</b>	The results obtained relate only to the item(s) tested.	
<b>Environmental Test Conditions:</b>	Temperature: 15-35° C	
	Relative Humidity: 30-60%	
	Barometric Pressure: 860-1060 mbar	
<b>Evaluated by:</b>	Len Knight	
<b>Report Date(s):</b>	April 11, 2011	

**Table 2. EUT Summary Table**

## B. References

<b>CFR 47, Part 15, Subpart C</b>	Federal Communication Commission, Code of Federal Regulations, Title 47, Part 15: General Rules and Regulations, Allocation, Assignment, and Use of Radio Frequencies
<b>CFR 47, Part 15, Subpart B</b>	Electromagnetic Compatibility: Criteria for Radio Frequency Devices
<b>ANSI C63.4:2003</b>	Methods and Measurements of Radio-Noise Emissions from Low-Voltage Electrical And Electronic Equipment in the Range of 9 kHz to 40 GHz
<b>ANSI/NCSL Z540-1-1994</b>	Calibration Laboratories and Measuring and Test Equipment - General Requirements
<b>ANSI/ISO/IEC 17025:2000</b>	General Requirements for the Competence of Testing and Calibration Laboratories

**Table 3. References**

## C. Test Site

All testing was performed at MET Laboratories, Inc., 914 W. Patapsco Ave., Baltimore, MD 21230. All equipment used in making physical determinations is accurate and bears recent traceability to the National Institute of Standards and Technology.

Radiated Emissions measurements were performed in a 3 meter semi-anechoic chamber (equivalent to an Open Area Test Site). In accordance with §2.948(a)(3), a complete site description is contained at MET Laboratories.

## D. Description of Test Sample

The Linak U.S.A. Wireless Hand Pendant, model HB22RF2000, is a Wireless hand pendant for remote control of actuator system.



**Photograph 1. Linak U.S.A. HB22RF2000**

## **E. Mode of Operation**

Normal operation was provided by pushing any button on the EUT sample #3. EUT samples (#1 and #2) contained a special test software which allowed continuous transmission when the batteries were inserted.

## **F. Modifications**

### **a) Modifications to EUT**

No modifications were made to the EUT.

### **b) Modifications to Test Standard**

No modifications were made to the test standard.

## **G. Disposition of EUT**

The test sample including all support equipment submitted to the Electro-Magnetic Compatibility Lab for testing was returned to Linak U.S.A. upon completion of testing.

### **III. Electromagnetic Compatibility Criteria for Unintentional Radiators**

## Radiated Emission Limits

### § 15.109 Radiated Emissions Limits

**Test Requirement(s):** **15.109 (a)** Except for Class A digital devices, the field strength of radiated emissions from unintentional radiators at a distance of 3 meters shall not exceed the Class B limits expressed in Table 4.

**15.109 (b)** The field strength of radiated emissions from a Class A digital device, as determined at a distance of 10 meters, shall not exceed the Class A limits expressed in Table 4.

Frequency (MHz)	Field Strength (dB $\mu$ V/m)	
	§15.109 (b), Class A Limit (dB $\mu$ V/m) @ 10m	§15.109 (a), Class B Limit (dB $\mu$ V/m) @ 3m
30 - 88	39.00	40.00
88 - 216	43.50	43.50
216 - 960	46.40	46.00
Above 960	49.50	54.00

**Table 4. Radiated Emissions Limits calculated from FCC Part 15, §15.109 (a) (b)**

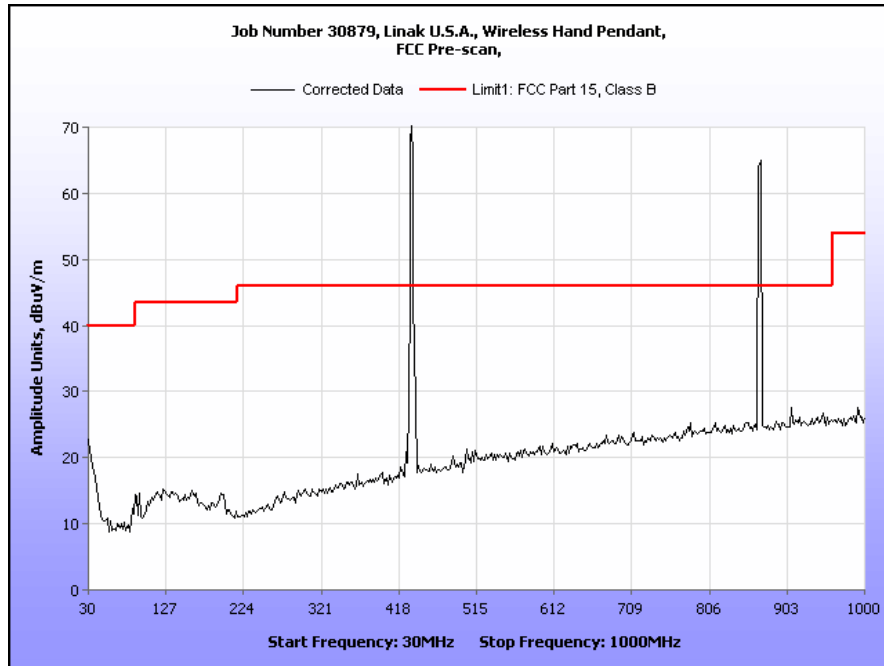
**Test Procedures:** The EUT was placed on a 0.8m-high non-conductive table inside a semi-anechoic chamber. The method of testing and test conditions of ANSI C63.4 were used. An antenna was located 3 m from the EUT on an adjustable mast. A pre-scan was performed in order to find prominent radiated emissions. For emissions measurements, the EUT was rotated and the antenna height was varied between 1 m and 4 m in order to maximize the emissions. Measurements in both horizontal and vertical polarities were made and the data was recorded.

**Test Results:** The EUT was found to comply with the Class B requirement(s) of this section. Digital emissions in the pre-scan were shown to be more than 10 dB below the applicable limit. The two emissions shown are intentional and are addressed in the Intentional Radiator section of this report.

**Test Engineer(s):** Len Knight

**Test Date(s):** 03/01/11


### FCC Radiated Emissions Limits Test Results, Class B



Plot 1. Radiated Emissions, Pre-Scan



## Radiated Emission Limits Test Setup



**Photograph 2. Radiated Emission, Test Setup**

## **IV. Electromagnetic Compatibility Criteria for Intentional Radiators**

## Electromagnetic Compatibility Criteria for Intentional Radiators

### § 15.203 Antenna Requirement

**Test Requirement:**

**§ 15.203:** An intentional radiator shall be designed to ensure that no antenna other than that furnished by the responsible party shall be used with the device. The use of a permanently attached antenna or of an antenna that uses a unique coupling to the intentional radiator shall be considered sufficient to comply with the provisions of this section. The manufacturer may design the unit so that a broken antenna can be replaced by the user, but the use of a standard antenna jack or electrical connector is prohibited.

The structure and application of the EUT were analyzed to determine compliance with Section 15.203 of the Rules. Section 15.203 states that the subject device must meet at least one of the following criteria:

- a.) Antenna must be permanently attached to the unit.
- b.) Antenna must use a unique type of connector to attach to the EUT.
- c.) Unit must be professionally installed. Installer shall be responsible for verifying that the correct antenna is employed with the unit.

**Results:**

The EUT as tested is compliant the criteria of §15.203 by virtue of having an integral antenna.

**Test Engineer(s):**

Len Knight

**Test Date(s):**

02/28/11

## Electromagnetic Compatibility Criteria for Intentional Radiators

### § 15.231 (a) Periodic Operation Requirements

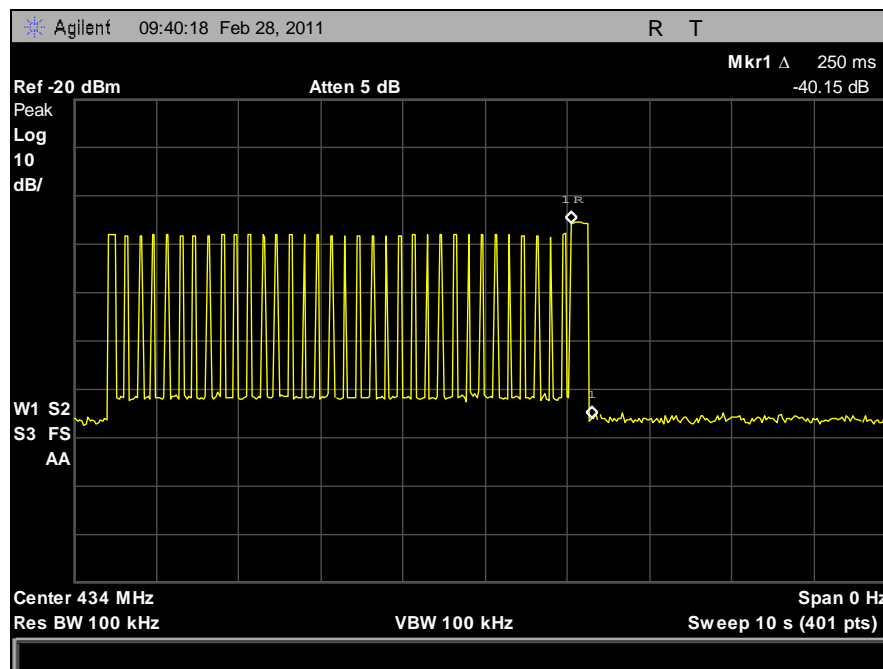
**Test Requirement(s):** § 15.231 (a): (a) The provisions of this section are restricted to periodic operation within the band 40.66–40.70 MHz and above 70 MHz. Except as shown in paragraph (e) of this section, the intentional radiator is restricted to the transmission of a control signal such as those used with alarm systems, door openers, remote switches, etc. Continuous trans-missions, voice, video and the radio control of toys are not permitted. Data is permitted to be sent with a control signal. The following conditions shall be met to comply with the provisions for this periodic operation: (1) A manually operated transmitter shall employ a switch that will automatically deactivate the transmitter within not more than 5 seconds of being released. (2) A transmitter activated automatically shall cease transmission within 5 seconds after activation.

**Test Procedure:** The EUT employs a manual switch. The spectrum analyzer single sweep was triggered while a command on the EUT was activated.

**Test Results:** The spectrum analyzer plot below shows that the transmitter was deactivated before 5 seconds.

**Test Engineer(s):** Len Knight

**Test Date(s):** 02/28/11



Plot 2. Deactivation Time, Test Results

## Electromagnetic Compatibility Criteria for Intentional Radiators

### § 15.231(b) Field Strength of Fundamental and Harmonics

**Test Requirements:** §15.231(b): In addition to the provisions of §15.205, the field strength of emissions from intentional radiators operated under this section shall not exceed the following:

Fundamental frequency (MHz)	Field strength of fundamental (microvolts/ meter)	Field strength of spurious emissions (microvolts/meter)
40.66– 40.70	2,250	225
70–130	1,250	125
130–174	1,250* to 3,750	125* to 375
174–260	3,750	375
260–470	3,750* to 12,500	375* to 1,250
Above 470	12,500	1,250

**Note:** \* Linear Interpolations

(1) The above field strength limits are specified at a distance of 3 meters. The tighter limits apply at the band edges. (2) Intentional radiators operating under the provisions of this section shall demonstrate compliance with the limits on the field strength of emissions, as shown in the above table, based on the average value of the measured emissions. As an alternative, compliance with the limits in the above table may be based on the use of measurement instrumentation with a CISPR quasi-peak detector. The specific method of measurement employed shall be specified in the application for equipment authorization. If average emission measurements are employed, the provisions in §15.35 for averaging pulsed emissions and for limiting peak emissions apply. Further, compliance with the provisions of §15.205 shall be demonstrated using the measurement instrumentation specified in that section. (3) The limits on the field strength of the spurious emissions in the above table are based on the fundamental frequency of the intentional radiator. Spurious emissions shall be attenuated to the average (or, alternatively, CISPR quasi-peak) limits shown in this table or to the general limits shown in §15.209, whichever limit permits a higher field strength.

**Test Procedure:** The EUT was placed in a 3m semi anechoic chamber. A log periodic antenna was placed 3m from the EUT and used to measure the field strength of the fundamental. The EUT was rotated about all three orthogonal axis. The peak field strength was measured and then the average was calculated from the peak value by correcting for duty cycle as follows.

For harmonics measurements above 1 GHz, a horn antenna was used 1m from the EUT. A preamp was used to measure the harmonics. Fresh batteries were used at the time of testing.

**Test Results:** Equipment complies with § 15.231 (b).

**Test Engineer:** Len Knight

**Test Date:** 03/01/11 – 03/07/11

## Electromagnetic Compatibility Criteria for Intentional Radiators

Frequency (MHz)	EUT Azimuth (Degrees)	Antenna Polarity (H/V)	Antenna HEIGHT (m)	Uncorrected Amplitude (dBuV)	Antenna Correction Factor (dB) (+)	Cable Loss (dB) (+)	D.C.C.F.	Corrected Amplitude (dBuV/m)	Limit (dBuV/m)	Margin (dB)
433.94088	272	H	2.19	80.97	16.86	1.00	-20.00	78.83	80.82	-1.99
433.94088	26	V	1.11	82.70	16.86	1.00	-20.00	80.56	80.82	-0.26

**Table 5. Field Strength of Fundamental, Test Results**

Frequency (MHz)	Detector	Emission Level (dBuV/m)	D.C.C.F.	Resultant (dBuV/m)	Limit (dBuV/m)	Margain (dB)
867.96	Peak	62.68	-20	42.68	60	-17.32
1302	Peak	63.84	-20	43.84	62	-18.16
1735.9	Peak	68.97	-20	48.97	62	-13.03
2170	Peak	65.52	-20	45.52	62	-16.48
2603.9	Peak	64.93	-20	44.93	62	-17.07
3037.9	Peak	57.92	-20	37.92	62	-24.08
3471.8	Peak	57.19	-20	37.19	62	-24.81
3905.8	Peak	62.46	-20	42.46	62	-19.54
4339.9	Peak	59.25	-20	39.25	62	-22.75
4773.6	Peak	53.6	-20	33.6	62	-28.4
5207.8	Peak	52.55	-20	32.55	62	-29.45

**Table 6. Radiated Spurious Emissions, Test Results**

The duty cycle correction factor was determined by the following equation:

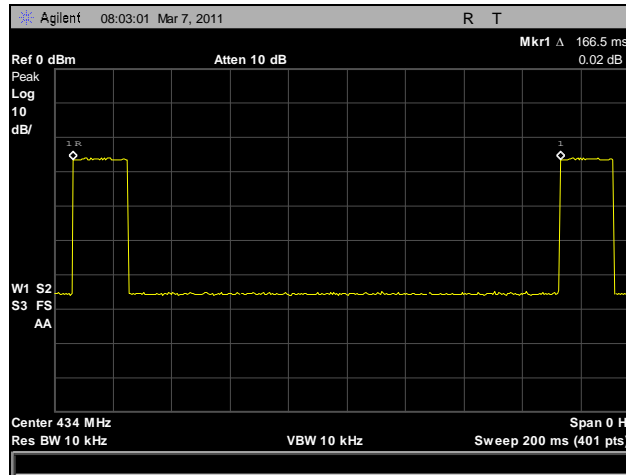
The EUT's transmitter on time:  $T_{on} = 18.3\text{ms}$

The EUT's transmitter period:  $T = T_{on} + T_{off} = 166.5\text{ms}$  (100ms used for calculation)

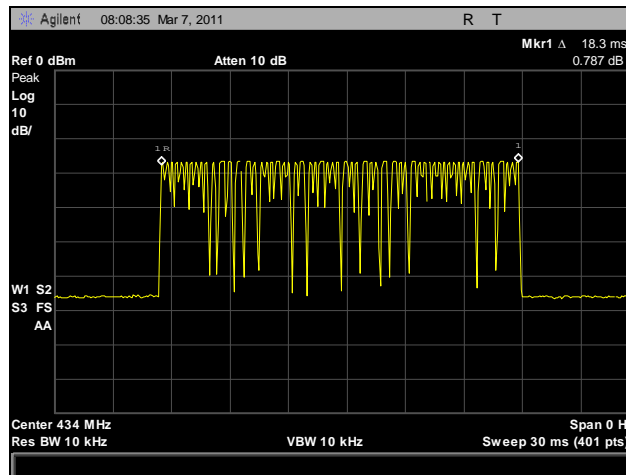
The EUT's transmitter duty cycle:  $D = T_{on} / T = 18.3 / 100 * 100\% = 18.3\%$

Duty Cycle Correction Factor (dB) =  $20\text{Log}(\text{Duty Cycle}(\%)) = 20\text{Log}(18.3\%) = -25.25$

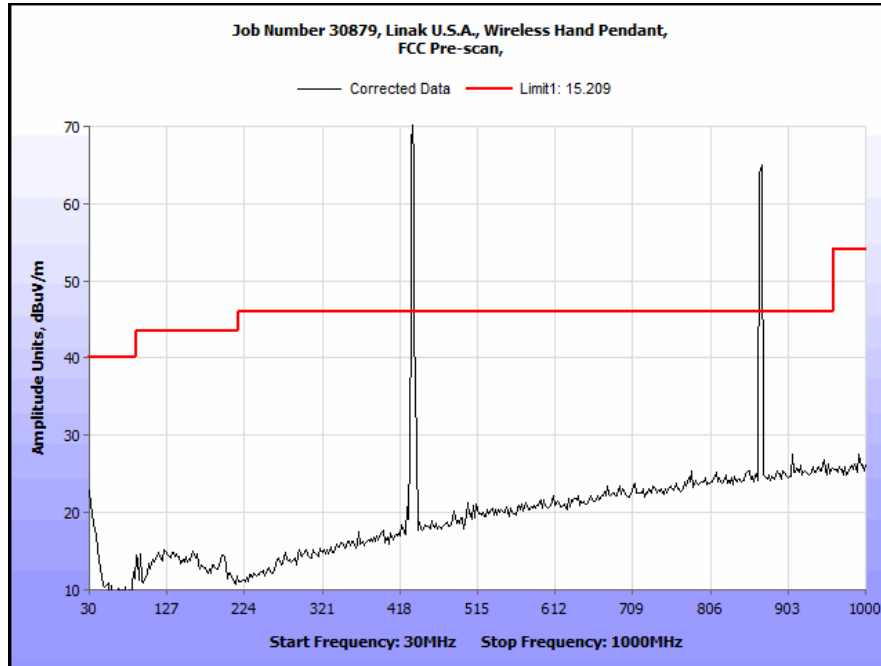
Maximum allowable DCCF = -20dB



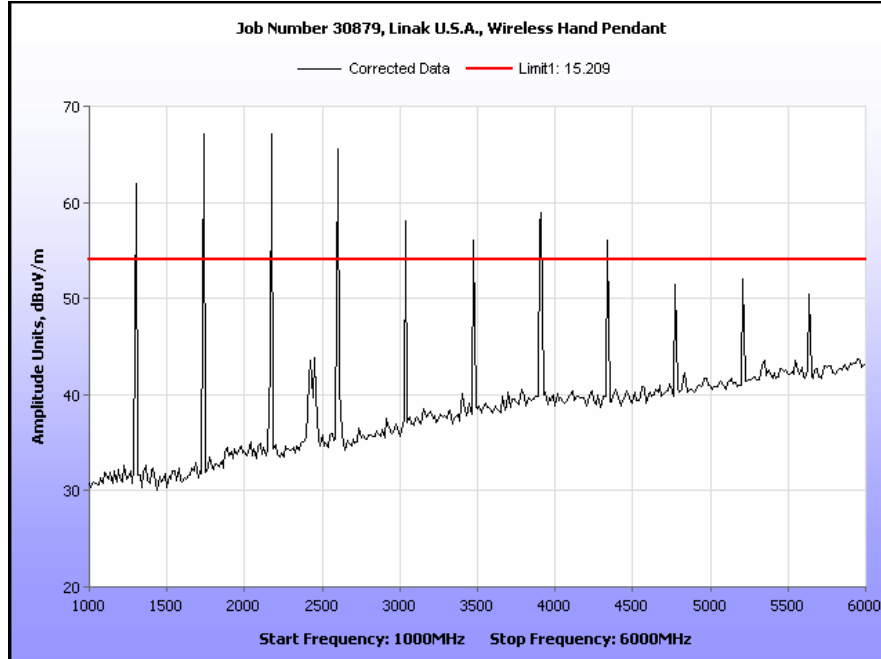
**Plot 3. Calculation of Period**



**Plot 4. Calculation of Time On**




**Plot 5. Radiated Spurious Emissions, Pre-Scan, 30 MHz – 1 GHz**



**Plot 6. Radiated Spurious Emissions, Pre-Scan, 1 GHz – 6 GHz**



## Electromagnetic Compatibility Criteria for Intentional Radiators



Photograph 3. Field Strength of Fundamental, Test Setup



Photograph 4. Radiated Spurious Emissions, Test Setup

## Electromagnetic Compatibility Criteria for Intentional Radiators

### § 15.231(c) 20dB Bandwidth

**Test Requirements:** §15.231(c): The bandwidth of the emission shall be no wider than 0.25% of the center frequency for devices operating above 70MHz and below 900MHz. For devices operating above 900MHz, the emission shall be no wider than 0.5% of the center frequency. Bandwidth is determined at the points 20dB down from the modulated carrier.

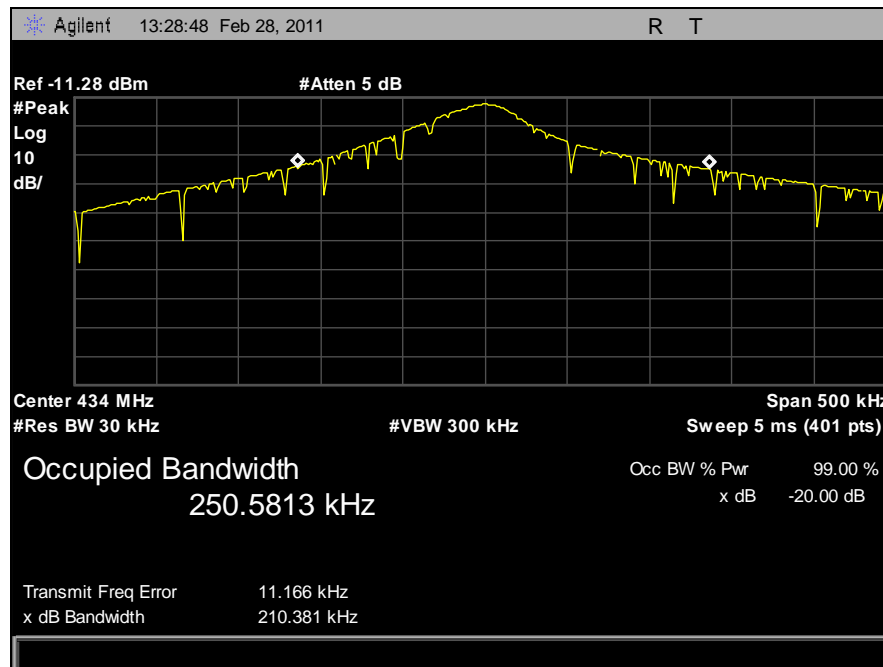
**Test Results:** Equipment complies with § 15.231(c).

Carrier Frequency(Fc) (MHz)	Measured 20 dB Bandwidth (kHz)	Limit (MHz) (0.25% of Fc)
434	210.381	1.085

Table 7. 20dB Bandwidth Test Results

**Test Engineer:** Len Knight

**Test Date:** 02/28/11



Plot 7. 20 dB Bandwidth Plot

## **IV. Test Equipment**

## Test Equipment

Calibrated test equipment utilized during testing was maintained in a current state of calibration per the requirements of ANSI/NCSL Z540-1-1994 and ANSI/ISO/IEC 17025:2000.

MET #	Equipment	Manufacturer	Model#	Cal Date	Cal Due
1T4300	SEMI-ANECHOIC CHAMBER # 1	EMC TEST SYSTEMS	NONE	08/23/2010	08/23/2013
1T4409	EMI RECEIVER	ROHDE & SCHWARZ	ESIB7	05/25/2010	05/25/2011
1T2342	LPA ANTENNA	EMCO	3146	05/20/2010	05/20/2011
1T4576	ANTENNA, ACTIVE HORN	COM-POWER	AHA-118	01/12/2011	01/12/2012
1T2511	ANTENNA; HORN	EMCO	3155	08/31/2010	08/31/2011
1T4612	SPECTRUM ANALYZER	AGILENT	E4407B	09/27/2010	09/27/2011
1T4751	ANTENNA – BILOG	SUNOL SCIENCES	JB6	11/03/2010	11/03/2011

**Table 8. Test Equipment List**

## **V. Certification & User's Manual Information**

## Certification & User's Manual Information

### A. Certification Information

The following is extracted from Title 47 of the Code of Federal Regulations, Part 2, Subpart I — Marketing of Radio frequency devices:

#### § 2.801 Radio-frequency device defined.

As used in this part, a radio-frequency device is any device which in its operation is capable of Emitting radio-frequency energy by radiation, conduction, or other means. Radio- frequency devices include, but are not limited to:

- (a) The various types of radio communication transmitting devices described throughout this chapter.
- (b) *The incidental, unintentional and intentional radiators defined in Part 15 of this chapter.*
- (c) The industrial, scientific, and medical equipment described in Part 18 of this chapter.
- (d) Any part or component thereof which in use emits radio-frequency energy by radiation, conduction, or other means.

#### § 2.803 Marketing of radio frequency devices prior to equipment authorization.

- (a) Except as provided elsewhere in this chapter, no person shall sell or lease, or offer for sale or lease (including advertising for sale or lease), or import, ship or distribute for the purpose of selling or leasing or offering for sale or lease, any radio frequency device unless:
  - (1) In the case of a device subject to certification, such device has been authorized by the Commission in accordance with the rules in this chapter and is properly identified and labeled as required by §2.925 and other relevant sections in this chapter; or
  - (2) In the case of a device that is not required to have a grant of equipment authorization issued by the Commission, but which must comply with the specified technical standards prior to use, such device also complies with all applicable administrative (including verification of the equipment or authorization under a Declaration of Conformity, where required), technical, labeling and identification requirements specified in this chapter.
- (d) Notwithstanding the provisions of paragraph (a) of this section, the offer for sale solely to business, commercial, industrial, scientific or medical users (but not an offer for sale to other parties or to end users located in a residential environment) of a radio frequency device that is in the conceptual, developmental, design or pre-production stage is permitted prior to equipment authorization or, for devices not subject to the equipment authorization requirements, prior to a determination of compliance with the applicable technical requirements *provided* that the prospective buyer is advised in writing at the time of the offer for sale that the equipment is subject to the FCC rules and that the equipment will comply with the appropriate rules before delivery to the buyer or to centers of distribution.

- (e)(1) Notwithstanding the provisions of paragraph (a) of this section, prior to equipment authorization or determination of compliance with the applicable technical requirements any radio frequency device may be operated, but not marketed, for the following purposes and under the following conditions:
- (i) *Compliance testing*;
  - (ii) Demonstrations at a trade show provided the notice contained in paragraph (c) of this section is displayed in a conspicuous location on, or immediately adjacent to, the device;
  - (iii) Demonstrations at an exhibition conducted at a business, commercial, industrial, scientific or medical location, but excluding locations in a residential environment, provided the notice contained in paragraphs (c) or (d) of this section, as appropriate, is displayed in a conspicuous location on, or immediately adjacent to, the device;
  - (iv) Evaluation of product performance and determination of customer acceptability, provided such operation takes place at the manufacturer's facilities during developmental, design or pre-production states; or
  - (v) Evaluation of product performance and determination of customer acceptability where customer acceptability of a radio frequency device cannot be determined at the manufacturer's facilities because of size or unique capability of the device, provided the device is operated at a business, commercial, industrial, scientific or medical user's site, but not at a residential site, during the development, design or pre-production stages.
- (e)(2) For the purpose of paragraphs (e)(1)(iv) and (e)(1)(v) of this section, the term *manufacturer's facilities* includes the facilities of the party responsible for compliance with the regulations and the manufacturer's premises, as well as the facilities of other entities working under the authorization of the responsible party in connection with the development and manufacture, but not the marketing, of the equipment.
- (f) For radio frequency devices subject to verification and sold solely to business, commercial, industrial, scientific and medical users (excluding products sold to other parties or for operation in a residential environment), parties responsible for verification of the devices shall have the option of ensuring compliance with the applicable technical specifications of this chapter at each end user's location after installation, provided that the purchase or lease agreement includes a proviso that such a determination of compliance be made and is the responsibility of the party responsible for verification of the equipment.

## Certification & User's Manual Information

The following is extracted from Title 47 of the Code of Federal Regulations, Part 2, Subpart J — Equipment Authorization Procedures:

### § 2.901 Basis and Purpose

- (a) In order to carry out its responsibilities under the Communications Act and the various treaties and international regulations, and in order to promote efficient use of the radio spectrum, the Commission has developed technical standards for radio frequency equipment and parts or components thereof. The technical standards applicable to individual types of equipment are found in that part of the rules governing the service wherein the equipment is to be operated.<sup>1</sup> *In addition to the technical standards provided, the rules governing the service may require that such equipment be verified by the manufacturer or importer, be authorized under a Declaration of Conformity, or receive an equipment authorization from the Commission by one of the following procedures: certification or registration.*
- (b) The following sections describe the verification procedure, the procedure for a Declaration of Conformity, and the procedures to be followed in obtaining certification from the Commission and the conditions attendant to such a grant.

### § 2.907 Certification.

- (a) Certification is an equipment authorization issued by the Commission, based on representation and test data submitted by the applicant.
- (b) Certification attaches to all units subsequently marketed by the grantee which are identical (see Section 2.908) to the sample tested except for permissive changes or other variations authorized by the Commission pursuant to Section 2.1043.

---

<sup>1</sup> In this case, the equipment is subject to the rules of Part 15. More specifically, the equipment falls under Subpart B (of Part 15), which deals with unintentional radiators.



## Certification & User's Manual Information

### § 2.948 Description of measurement facilities.

- (a) Each party making measurements of equipment that is subject to an equipment authorization under Part 15 or Part 18 of this chapter, regardless of whether the measurements are filed with the Commission or kept on file by the party responsible for compliance of equipment marketed within the U.S. or its possessions, shall compile a description of the measurement facilities employed.
- (1) If the measured equipment is subject to the verification procedure, the description of the measurement facilities shall be retained by the party responsible for verification of the equipment.
- (i) *If the equipment is verified through measurements performed by an independent laboratory, it is acceptable for the party responsible for verification of the equipment to rely upon the description of the measurement facilities retained by or placed on file with the Commission by that laboratory. In this situation, the party responsible for the verification of the equipment is not required to retain a duplicate copy of the description of the measurement facilities.*
- (ii) If the equipment is verified based on measurements performed at the installation site of the equipment, no specific site calibration data is required. It is acceptable to retain the description of the measurement facilities at the site at which the measurements were performed.
- (2) If the equipment is to be authorized by the Commission under the certification procedure, the description of the measurement facilities shall be filed with the Commission's Laboratory in Columbia, Maryland. The data describing the measurement facilities need only be filed once but must be updated as changes are made to the measurement facilities or as otherwise described in this section. At least every three years, the organization responsible for filing the data with the Commission shall certify that the data on file is current.

## Certification & User's Manual Information

### Label and User's Manual Information

The following is extracted from Title 47 of the Code of Federal Regulations, Part 15, Subpart A — General:

#### § 15.19 Labeling requirements.

(a) *In addition to the requirements in Part 2 of this chapter, a device subject to certification or verification shall be labeled as follows:*

- (1) Receivers associated with the operation of a licensed radio service, e.g., FM broadcast under Part 73 of this chapter, land mobile operation under Part 90, etc., shall bear the following statement in a conspicuous location on the device:

This device complies with Part 15 of the FCC Rules. Operation is subject to the condition that this device does not cause harmful interference.

- (2) A stand-alone cable input selector switch, shall bear the following statement in a conspicuous location on the device:

This device is verified to comply with Part 15 of the FCC Rules for use with cable television service.

- (3) All other devices shall bear the following statement in a conspicuous location on the device:

*This device complies with Part 15 of the FCC Rules. Operation is subject to the following two conditions: (1) This device may not cause harmful interference, and (2) this device must accept any interference received, including interference that may cause undesired operation.*

- (4) Where a device is constructed in two or more sections connected by wires and marketed together, the statement specified under paragraph (a) of this section is required to be affixed only to the main control unit.

- (5) When the device is so small or for such use that it is not practicable to place the statement specified under paragraph (a) of this section on it, the information required by this paragraph shall be placed in a prominent location in the instruction manual or pamphlet supplied to the user or, alternatively, shall be placed on the container in which the device is marketed. However, the FCC identifier or the unique identifier, as appropriate, must be displayed on the device.

#### § 15.21 Information to user.

The users manual or instruction manual for an intentional or unintentional radiator shall caution the user that changes or modifications not expressly approved by the party responsible for compliance could void the user's authority to operate the equipment.

## Verification & User's Manual Information

The following is extracted from Title 47 of the Code of Federal Regulations, Part 15, Subpart B — Unintentional Radiators:

### § 15.105 Information to the user.

- (a) For a Class A digital device or peripheral, the instructions furnished the user shall include the following or similar statement, placed in a prominent location in the text of the manual:

Note: This equipment has been tested and found to comply with the limits for a Class A digital device, pursuant to Part 15 of the FCC Rules. These limits are designed to provide reasonable protection against harmful interference when the equipment is operated in a commercial environment. This equipment generates, uses, and can radiate radio frequency energy and, if not installed and used in accordance with the instruction manual, may cause harmful interference to radio communications. Operation of this equipment in a residential area is likely to cause harmful interference in which case the user will be required to correct the interference at own expense.

- (b) For a Class B digital device or peripheral, the instructions furnished the user shall include the following or similar statement, placed in a prominent location in the text of the manual:

Note: This equipment has been tested and found to comply with the limits for a Class B digital device, pursuant to Part 15 of the FCC Rules. These limits are designed to provide reasonable protection against harmful interference when the equipment is operated in a residential environment. This equipment generates, uses, and can radiate radio frequency energy and, if not installed and used in accordance with the instruction manual, may cause harmful interference to radio communications. However, there is no guarantee that interference will not occur in a particular installation. If this equipment does cause harmful interference to radio or television reception, which can be determined by turning the equipment off and on, the user is encouraged to try to correct the interference by one or more of the following measures:

- Reorient or relocate the receiving antenna.
- Increase the separation between the equipment and receiver.
- Connect the equipment into an outlet on a circuit different from that to which the receiver is connected.
- Consult the dealer or an experienced radio/TV technician for help.

# End of Report