



8. SETUP PHOTOS

Conducted Emission Measurements at AC Mains



With AC/DC Adaptor



With PC



Conduct Spurious at Antenna Port



Field Strength of Spurious

EUT Orientations for radiated emission test



X-position



Y-position




Z-position

EUT w/ AC/DC Adaptor



EUT w/ PC Connected







OATS Radiated Test Setup