



## 8. SETUP PHOTOS

### Conducted Emission Measurements at AC Mains

#### With AC/DC Adaptor





**With PC**





### Conduct Spurious at Antenna Port




### Field Strength of Spurious

**EUT w/ AC/DC Adaptor**



**EUT w/ PC Connected**









**OATS Radiated Test Setup**