



Appendix D. Photographs of EUT and Setup

FCC SAR Test Report

<Photographs of EUT>



EUT – Front View



Earphone



Z1+Battery 1 – Rear View



Z1+Battery 2 – Rear View




Z2+Battery 3 – Rear View



Z2+Battery 3+NFC Cover – Rear View


FCC SAR Test Report

<Location of Antennas>



FCC SAR Test Report**<Photographs of SAR Setup>****Z1+Battery 1 – Right Cheek****Z1+Battery 1 – Right Tilted****Z1+Battery 1 – Left Cheek****Z1+Battery 1 – Left Tilted**


FCC SAR Test Report



FCC SAR Test Report



Z1+Battery 1 – Front Face with 1.5 cm Gap



Z1+Battery 1 – Rear Face with 1.5 cm Gap




Z1+Battery 2 – Front Face with 1.5 cm Gap



Z1+Battery 2 – Rear Face with 1.5 cm Gap

FCC SAR Test Report



Z2+Battery 3 – Front Face with 1.5 cm Gap



Z2+Battery 3 – Rear Face with 1.5 cm Gap



Z2+Battery 3+NFC – Front Face with 1.5 cm Gap



Z2+Battery 3+NFC – Rear Face with 1.5 cm Gap