



■ Report No.: DDT-R21122216-2E04

■ Issued Date: Mar. 08, 2022

# FCC AND ISED CERTIFICATION TEST REPORT

FOR

<b>Applicant</b>	:	AudioCodes Ltd.
<b>Address</b>	:	1 Hayarden St. Airport City, Lod Israel 70151
<b>Equipment under Test</b>	:	Video Collaboration Bar
<b>Model No.</b>	:	RXV81
<b>Trade Mark</b>	:	audiocodes
<b>FCC ID</b>	:	XAK-RXV81
<b>IC</b>	:	3808A-RXV81
<b>Manufacturer</b>	:	Guangzhou Shirui Electronics Co Ltd
<b>Address</b>	:	No. 192 Kezhu Road Science Park Economic-Technological Development Area Guangzhou, Guangdong, 510530 CN

**Issued By: Dongguan Dongdian Testing Service Co., Ltd.**

**Add.:** No. 17, Zongbu Road 2, Songshan Lake Sci&Tech, Industry Park,  
Dongguan City, Guangdong Province, China, 523808

**Tel.:** +86-0769-38826678, **E-mail:** ddt@dgddt.com, <http://www.dgddt.com>

# REPORT

## TABLE OF CONTENTS

	Test report declares.....	4
1.	Summary of test results .....	6
2.	General test information.....	7
2.1.	Description of EUT .....	7
2.2.	Accessories of EUT.....	7
2.3.	Assistant equipment used for test.....	8
2.4.	Block diagram of EUT configuration for test .....	8
2.5.	Deviations of test standard.....	10
2.6.	Test environment conditions .....	10
2.7.	Test laboratory .....	10
2.8.	Measurement uncertainty.....	10
3.	Equipment used during test .....	12
4.	26dB Bandwidth, 6dB Bandwidth and 99% Bandwidth .....	13
4.1.	Block diagram of test setup.....	13
4.2.	Limits .....	13
4.3.	Test Procedure.....	13
4.4.	Test Result .....	14
4.5.	Original test data .....	17
5.	Maximum Output Power.....	75
5.1.	Block diagram of test setup.....	75
5.2.	Limits .....	75
5.3.	Test Procedure.....	75
5.4.	Test Result .....	76
6.	Power Spectral Density.....	76
6.1.	Block diagram of test setup.....	80
6.2.	Limits .....	80
6.3.	Test Procedure.....	80
6.4.	Test Result .....	81
6.5.	Original test data .....	82
7.	Frequency Stability Measurement .....	108
7.1.	Limit of Frequency Stability.....	108
7.2.	Measuring Instruments.....	108
7.3.	Test Procedures.....	108
7.4.	Test Setup .....	108
7.5.	Test Result .....	108
8.	Emissions in restricted frequency bands .....	114
8.1.	Block diagram of test setup.....	114

8.2.	Limit .....	115
8.3.	Test Procedure .....	117
8.4.	Test result .....	118
9.	Band Edge Compliance .....	149
9.1.	Block diagram of test setup .....	149
9.2.	Limit .....	149
9.3.	Test Procedure .....	149
9.4.	Test result .....	149
10.	Power Line Conducted Emission .....	225
10.1.	Block diagram of test setup .....	225
10.2.	Power Line Conducted Emission Limits (Class B) .....	225
10.3.	Test Procedure .....	225
10.4.	Test Result .....	226
11.	Antenna Requirements .....	229
11.1.	Limit .....	229
11.2.	Result .....	229
12.	Dynamic Frequency Selection .....	230
12.1.	Applicability of DFS requirements .....	230
12.2.	Limit .....	231
12.3.	Parameters of radar test waveforms .....	231
12.4.	Calibration of radar waveform .....	232
12.5.	Channel closing transmission time, channel move time and non-occupancy period .....	234
12.6.	Test setup .....	235
12.7.	Test result .....	235

## Test Report Declare

<b>Applicant</b>	:	AudioCodes Ltd.
<b>Address</b>	:	1 Hayarden St. Airport City, Lod Israel 70151
<b>Equipment under Test</b>	:	Video Collaboration Bar
<b>Model No.</b>	:	RXV81
<b>Trade Mark</b>	:	audiocodes
<b>Manufacturer</b>	:	Guangzhou Shirui Electronics Co Ltd
<b>Address</b>	:	No. 192 Kezhu Road Science Park Economic-Technological Development Area Guangzhou, Guangdong, 510530 CN

**Test Standard Used:** FCC Rules and Regulations Part 15 Subpart E, RSS-247 Issue 2 February 2017.

**Test procedure used:** ANSI C63.10:2013, 789033 D02 General U-NII Test Procedures New Rules v02r01, RSS-Gen Issue 5, Apr. 2018

**We Declare:**

The equipment described above is tested by Dongguan Dongdian Testing Service Co., Ltd. and in the configuration tested the equipment complied with the standards specified above. The test results are contained in this test report and Dongguan Dongdian Testing Service Co., Ltd. is assumed of full responsibility for the accuracy and completeness of these tests.

**After test and evaluation, our opinion is that the equipment provided for test compliance with the requirement of the above FCC&ISED standards.**

<b>Report No:</b>	DDT-R21122216-2E04		
<b>Date of Receipt:</b>	Jan. 07, 2022	<b>Date of Test:</b>	Jan. 07, 2022 ~ Mar. 07, 2022

**Prepared By:**

*Johnny Wang*

**Johnny Wang/Engineer**

**Approved By:**



**Damon Hu/EMC Manager**

Note: This report applies to above tested sample only. This report shall not be reproduced in parts without written approval of Dongguan Dongdian Testing Service Co., Ltd.

## Revision History

Rev.	Revisions	Issue Date	Revised By
---	Initial issue	Mar. 08, 2022	

## 1. Summary of test results

The EUT have been tested according to the applicable standards as referenced below.		
Description of Test Item	Standard	Results
6/26db Bandwidth and 99% Bandwidth	FCC 15.407 (e) RSS-247 Clause 6.2	Pass
Maximum Conducted Output Power	FCC 15.407 (a) RSS-247 Clause 6.2	Pass
Power Spectral Density	FCC 15.407 (a) RSS-247 Clause 6.2	Pass
Frequency Stability Measurement	FCC 15.407 (g)	Pass
Emissions in restricted frequency bands	FCC 15.407 (a) FCC 15.209 FCC 15.205 RSS-247 Clause 6.2 RSS-GEN Clause 8.9	Pass
Band Edge Compliance	FCC 15.407 (a) FCC 15.209 FCC 15.205 RSS-247 Clause 6.2 RSS-GEN Clause 8.9	Pass
Power Line Conducted Emission	FCC 15.207 RSS-GEN Clause 8.8	Pass
Antenna requirement	FCC 15.203 RSS-GEN Clause 8.3	Pass
Dynamic Frequency Selection	FCC 15.407 (h) RSS-247 Clause 6.3	Pass



## 2. General test information

### 2.1. Description of EUT

EUT* Name	: Video Collaboration Bar
Model Number	: RXV81
EUT function description	: Please reference user manual of this device
Power supply	: Input: 100-240V ~ 50/60Hz
Radio Technology	: IEEE 802.11a/n/ac/ax
FCC Operation frequency	: IEEE 802.11a: 5180MHz-5240MHz, 5260MHz-5320MHz, 5500MHz-5700MHz, 5745MHz-5825MHz IEEE 802.11n HT20: 5180MHz-5240MHz, 5260MHz-5320MHz, 5500MHz-5700MHz, 5745MHz-5825MHz IEEE 802.11n HT40: 5190MHz-5230MHz, 5270MHz-5310MHz, 5510MHz-5670MHz, 5755MHz-5755MHz IEEE 802.11ac HT20: 5180MHz-5240MHz, 5260MHz-5320MHz, 5500MHz-5700MHz, 5745MHz-5825MHz IEEE 802.11ac HT40: 5190MHz-5230MHz, 5270MHz-5310MHz, 5510MHz-5670MHz, 5755MHz-5755MHz IEEE 802.11ax HE20: 5180MHz-5240MHz, 5260MHz-5320MHz, 5500MHz-5700MHz, 5745MHz-5825MHz IEEE 802.11ax HE40: 5190MHz-5230MHz, 5270MHz-5310MHz, 5510MHz-5670MHz, 5755MHz-5755MHz
Modulation	: IEEE 802.11a: OFDM (64QAM, 16QAM, QPSK, BPSK) IEEE 802.11n HT20, HT40: OFDM (64QAM, 16QAM, QPSK, BPSK) IEEE 802.11ac: OFDM (256QAM, 64QAM, 16QAM, QPSK, BPSK) IEEE 802.11ax: OFDMA(BPSK, QPSK, 16QAM, 64QAM, 256QAM, 1024QAM)
Transmitter rate	: IEEE 802.11a: 6, 9, 12, 18, 24, 36, 48, 54 Mbps IEEE 802.11n HT20: 7.2, 21.7, 43.3, 72.2 Mbps IEEE 802.11n HT40: 15, 45, 90, 150 Mbps IEEE 802.11ac HT20: up to 86.6 Mbps IEEE 802.11ac HT40: up to 200 Mbps IEEE 802.11ax HE20: up to 143.4 Mbps IEEE 802.11ax HE40: up to 286.8 Mbps
Antenna Gain	: FPC antenna, maximum PK gain: 4.96 dBi
Sample Type	: Series production
Serial number	: N/A

Note: EUT is the ab. of equipment under test.

### 2.2. Accessories of EUT

Assistant equipment	Manufacturer	Model number	Other
Switching adapter	GangQi	GQ36-120300-Ax	Input: 100-240V 50/60Hz ~ Output: DC 12V3A
HDMI cable	N/A	N/A	Length: 1.00m
Remote control	N/A	N/A	N/A

Type-C cable	N/A	N/A	Length: 2.50m
--------------	-----	-----	---------------

### 2.3. Assistant equipment used for test

Assistant equipment	Manufacturer	Model number	EMC Compliance	SN
N/A	N/A	N/A	N/A	N/A

### 2.4. Block diagram of EUT configuration for test



Test software: SecureCRTPortable.exe

The test software was used to control EUT work in Continuous Tx mode, and select test channel, wireless mode as below table.

Tested mode, channel, and data rate information				
Mode	Setting Tx Power	data rate (Mbps) (see Note)	Channel	Frequency (MHz)
IEEE 802.11a	/	6	Low: CH36	5180
	/	6	Middle: CH40	5200
	/	6	High: CH48	5240
	/	6	Low: CH52	5260
	/	6	Middle: CH56	5280
	/	6	High: CH64	5320
	/	6	Low: CH100	5500
	/	6	Middle: CH116	5580
	/	6	High: CH140	5700
	/	6	Low: CH149	5745
	/	6	Middle: CH157	5785
IEEE 802.11n HT20	/	MCS 0	Low: CH36	5180
	/	MCS 0	Middle: CH40	5200
	/	MCS 0	High: CH48	5240
	/	MCS 0	Low: CH52	5260
	/	MCS 0	Middle: CH56	5280
	/	MCS 0	High: CH64	5320
	/	MCS 0	Low: CH100	5500
	/	MCS 0	Middle: CH116	5580
	/	MCS 0	High: CH140	5700
	/	MCS 0	Low: CH149	5745
	/	MCS 0	Middle: CH157	5785
IEEE 802.11n HT40	/	MCS 0	Low: CH38	5190
	/	MCS 0	Middle: CH46	5230
	/	MCS 0	High: CH54	5270
	/	MCS 0	Low: CH62	5310
	/	MCS 0	Middle: CH102	5510



	/	MCS 0	High: CH110	5550
	/	MCS 0	Low: CH134	5670
	/	MCS 0	Middle: CH151	5755
	/	MCS 0	High: CH159	5795
IEEE 802.11ac HT20	/	MCS 0	Low: CH36	5180
	/	MCS 0	Middle: CH40	5200
	/	MCS 0	High: CH48	5240
	/	MCS 0	Low: CH52	5260
	/	MCS 0	Middle: CH56	5280
	/	MCS 0	High: CH64	5320
	/	MCS 0	Low: CH100	5500
	/	MCS 0	Middle: CH116	5580
	/	MCS 0	High: CH140	5700
	/	MCS 0	Low: CH149	5745
	/	MCS 0	Middle: CH157	5785
	/	MCS 0	High: CH165	5825
IEEE 802.11ac HT40	/	MCS 0	Low: CH38	5190
	/	MCS 0	Middle: CH46	5230
	/	MCS 0	High: CH54	5270
	/	MCS 0	Low: CH62	5310
	/	MCS 0	Middle: CH102	5510
	/	MCS 0	High: CH110	5550
	/	MCS 0	Low: CH134	5670
	/	MCS 0	Middle: CH151	5755
IEEE 802.11ax HE20	/	MCS 0	High: CH159	5795
	/	MCS 0	Low: CH36	5180
	/	MCS 0	Middle: CH40	5200
	/	MCS 0	High: CH48	5240
	/	MCS 0	Low: CH52	5260
	/	MCS 0	Middle: CH56	5280
	/	MCS 0	High: CH64	5320
	/	MCS 0	Low: CH100	5500
	/	MCS 0	Middle: CH116	5580
	/	MCS 0	High: CH140	5700
	/	MCS 0	Low: CH149	5745
	/	MCS 0	Middle: CH157	5785
IEEE 802.11ax HE40	/	MCS 0	High: CH165	5825
	/	MCS 0	Low: CH38	5190
	/	MCS 0	Middle: CH46	5230
	/	MCS 0	High: CH54	5270
	/	MCS 0	Low: CH62	5310
	/	MCS 0	Middle: CH102	5510
	/	MCS 0	High: CH110	5550
	/	MCS 0	Low: CH134	5670
	/	MCS 0	Middle: CH151	5755
	/	MCS 0	High: CH159	5795
	/	MCS 0	High: CH159	5795

Note: According exploratory test, EUT will have maximum output power in those data rate, so those data rate were used for all test.

## 2.5. Deviations of test standard

No Deviation.

## 2.6. Test environment conditions

During the measurement the environmental conditions were within the listed ranges:

Temperature range:	21-25°C
Humidity range:	40-75%
Pressure range:	86-106 kPa

## 2.7. Test laboratory

Dongguan Dongdian Testing Service Co., Ltd.

Add.: No. 17, Zongbu Road 2, Songshan Lake Sci&Tech, Industry Park, Dongguan City, Guangdong Province, China, 523808.

Tel.: +86-0769-38826678, <http://www.dgddt.com>, Email: [ddt@dgddt.com](mailto:ddt@dgddt.com).

CNAS Accreditation No. L6451; A2LA Accreditation Number: 3870.01

FCC Designation Number: CN1182, Test Firm Registration Number: 540522

Innovation, Science and Economic Development Canada Site Registration Number: 10288A

Conformity Assessment Body identifier: CN0048

VCCI facility registration number: C-20087, T-20088, R-20123, G-20118

## 2.8. Measurement uncertainty

Test Item	Uncertainty
Bandwidth	1.1%
Peak Output Power (Conducted) (Spectrum analyzer)	0.86 dB (10 MHz ≤ f < 3.6 GHz);
	1.38 dB (3.6 GHz ≤ f < 8 GHz)
Peak Output Power (Conducted) (Power Sensor)	0.74 dB
Power Spectral Density	0.74 dB (10 MHz ≤ f < 3.6 GHz);
	1.38 dB (3.6 GHz ≤ f < 8 GHz)
Frequencies Stability	6.7 x 10 <sup>-8</sup> (Antenna couple method)
	5.5 x 10 <sup>-8</sup> (Conducted method)
Conducted spurious emissions	0.86 dB (10 MHz ≤ f < 3.6GHz);
	1.40 dB (3.6 GHz ≤ f < 8 GHz)
	1.66 dB (8 GHz ≤ f < 22 GHz)
Uncertainty for radio frequency (RBW<20kHz)	3x10 <sup>-8</sup>
Temperature	0.4°C
Humidity	2%
Uncertainty for Radiation Emission test (30MHz-1GHz)	4.70 dB (Antenna Polarize: V)
	4.84 dB (Antenna Polarize: H)
Uncertainty for Radiation Emission test (1GHz-40GHz)	4.10 dB (1-6 GHz)
	4.40 dB (6 GHz-18 GHz)

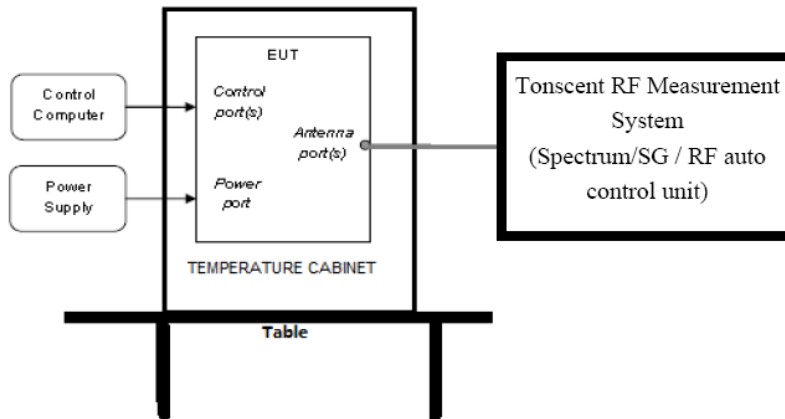
	3.54 dB (18 GHz-26 GHz)
	4.30 dB (26 GHz-40 GHz)
Uncertainty for Power line conduction emission test	3.32 dB (150 kHz-30 MHz)
Note: This uncertainty represents an expanded uncertainty expressed at approximately the 95% confidence level using a coverage factor of k=2.	

### 3. Equipment used during test

Equipment	Manufacturer	Model No.	Serial No.	Last Cal.	Cal. Interval
<b>☑RF Connected Test (Tonscend RF Measurement System 1#)</b>					
Spectrum analyzer	R&S	FSU26	200071	Sep. 02, 2021	1 Year
MXA Signal Analyzer	Agilent	N9020A	MY49100362	Sep. 02, 2021	1 Year
Wideband Radio Communication tester	R&S	CMW500	120259	Sep. 02, 2021	1 Year
Vector Signal Generator	Agilent	E8267D	US49060192	Sep. 18, 2021	1 Year
Vector Signal Generator	Agilent	N5182A	MY48180737	Jun. 01, 2021	1 Year
RF Control Unit	Tonsend	JS0806-2	158060010	Jun. 01, 2021	1 Year
Temp&Humi Programmable	ZHIXIANG	ZXGDJS-150L	ZX170110-A	Jun. 01, 2021	1 Year
Test Software	JS Tonscend	JS1120-3	Ver.2.6.77.0518	N/A	N/A
<b>☑Radiation 3#chamber</b>					
EMI Test Receiver	R&S	ESU	100472	Jun. 01, 2021	1 Year
Spectrum analyzer	Agilent	E4447A	MY50180031	Jun. 01, 2021	1 Year
Active Loop antenna	Schwarzbeck	FMZB-1519	1519-038	Sep. 19, 2021	1 Year
Trilog Broadband Antenna	Schwarzbeck	VULB 9163	01429	Aug. 07, 2021	1 Year
Double Ridged Horn Antenna	Schwarzbeck	BBHA9120	02108	Jul. 17, 2021	1 Year
Broad Band Horn Antenna	Schwarzbeck	BBHA 9170	790	May 08, 2021	1 Year
Pre-amplifier	COM-POWER	PAM-118A	18040084	Sep. 02, 2021	1 Year
Pre-amplifier	COM-POWER	PAM-840A	461369	Mar. 15, 2021	1 Year
Test software	Audix	E3	V 6.1.1.1	N/A	N/A
<b>☑Power Line Conducted Emissions Test 1#</b>					
Test Receiver	R&S	ESCI	100551	Sep. 02, 2021	1 Year
LISN 1	R&S	ENV216	101109	Sep. 02, 2021	1 Year
LISN 2	R&S	ESH2-Z5	100309	Sep. 02, 2021	1 Year
Pulse Limiter	R&S	ESH3-Z2	101242	Sep. 02, 2021	1 Year
CE Cable 1	HUBSER	N/A	W10.01	Sep. 02, 2021	1 Year
LISN 3	SCHWARZBECK	NSLK 8163	00017	Sep. 02, 2021	1 Year
Test software	Audix	E3	V 6.11111b	N/A	N/A

## 4. 26dB Bandwidth, 6dB Bandwidth and 99% Bandwidth

### 4.1. Block diagram of test setup



### 4.2. Limits

FCC Part15, Subpart E/ RSS-247		
Test Item	Limit	Frequency Range (MHz)
Bandwidth	26 dB Bandwidth	5150-5250
	26 dB Bandwidth	5250-5350
	26 dB Bandwidth	For FCC:5470-5725 For IC:5470-5600 5650-5725
	Minimum 500kHz 6dB Bandwidth	5725-5850

### 4.3. Test Procedure

(1) Connect EUT's antenna output to spectrum analyzer by RF cable.

Center Frequency	The centre frequency of the channel under test
Detector	Peak
RBW	For 6 dB Bandwidth: RBW=100 kHz For 26 dB Bandwidth: approximately 1% of the emission bandwidth.
VBW	For 6 dB Bandwidth: VBW=300 kHz For 26 dB Bandwidth: >3 RBW
Trace	Max hold
Sweep	Auto couple

(2) Allow the trace to stabilize, measure the maximum width of the emission that is constrained by the frequencies associated with the two outermost amplitude points (upper and lower frequencies) that are attenuated by 26 dB and 6 dB relative to the maximum level measured in the fundamental emission.



## 4.4. Test Result

Test Mode	Antenna	Channel	OCB [MHz]	FL[MHz]	FH[MHz]	Limit[MHz]	Verdict
11A	Ant1	5180	19.24	5170.320	5189.560	---	Pass
		5200	19.24	5190.040	5209.280	---	Pass
		5240	19.24	5230.280	5249.520	---	Pass
		5260	18.84	5250.480	5269.320	---	Pass
		5280	19.84	5270.160	5290.000	---	Pass
		5320	19.72	5310.160	5329.880	---	Pass
		5500	19.48	5490.320	5509.800	---	Pass
		5580	19.28	5570.320	5589.600	---	Pass
		5700	19.20	5690.440	5709.640	---	Pass
		5745	19.36	5735.640	5755.000	---	Pass
		5785	19.24	5775.280	5794.520	---	Pass
		5825	19.52	5814.960	5834.480	---	Pass
11N20SISO	Ant1	5180	20.28	5169.800	5190.080	---	Pass
		5200	20.20	5189.600	5209.800	---	Pass
		5240	20.32	5229.800	5250.120	---	Pass
		5260	19.96	5249.960	5269.920	---	Pass
		5280	20.76	5269.720	5290.480	---	Pass
		5320	20.56	5309.720	5330.280	---	Pass
		5500	20.48	5489.840	5510.320	---	Pass
		5580	20.32	5569.840	5590.160	---	Pass
		5700	20.24	5689.920	5710.160	---	Pass
		5745	20.20	5735.160	5755.360	---	Pass
		5785	20.24	5774.840	5795.080	---	Pass
		5825	20.52	5814.480	5835.000	---	Pass
11N40SISO	Ant1	5190	38.24	5170.640	5208.880	---	Pass
		5230	38.32	5210.960	5249.280	---	Pass
		5270	38.56	5250.800	5289.360	---	Pass
		5310	38.56	5290.720	5329.280	---	Pass
		5510	38.40	5490.880	5529.280	---	Pass
		5550	38.72	5530.640	5569.360	---	Pass
		5670	38.48	5650.560	5689.040	---	Pass
		5755	38.08	5736.120	5774.200	---	Pass
5795	38.32	5775.640	5813.960	---	Pass		
11AC20SISO	Ant1	5180	20.24	5169.840	5190.080	---	Pass
		5200	20.28	5189.560	5209.840	---	Pass
		5240	20.32	5229.800	5250.120	---	Pass
		5260	19.96	5249.960	5269.920	---	Pass
		5280	20.76	5269.760	5290.520	---	Pass
		5320	20.56	5309.800	5330.360	---	Pass
		5500	20.44	5489.880	5510.320	---	Pass
		5580	20.28	5569.880	5590.160	---	Pass
		5700	20.20	5689.960	5710.160	---	Pass
		5745	20.16	5735.240	5755.400	---	Pass
		5785	20.32	5774.760	5795.080	---	Pass
		5825	20.48	5814.560	5835.040	---	Pass
11AC40SISO	Ant1	5190	38.32	5170.560	5208.880	---	Pass
		5230	38.32	5210.880	5249.200	---	Pass
		5270	38.72	5250.720	5289.440	---	Pass



		5310	38.56	5290.720	5329.280	---	Pass
		5510	38.48	5490.800	5529.280	---	Pass
		5550	38.88	5530.560	5569.440	---	Pass
		5670	38.48	5650.640	5689.120	---	Pass
		5755	38.24	5736.120	5774.360	---	Pass
		5795	38.32	5775.560	5813.880	---	Pass
11AX20SISO	Ant1	5180	20.24	5169.880	5190.120	---	Pass
		5200	20.24	5189.720	5209.960	---	Pass
		5240	20.28	5229.840	5250.120	---	Pass
		5260	20.04	5249.960	5270.000	---	Pass
		5280	20.48	5269.840	5290.320	---	Pass
		5320	20.44	5309.800	5330.240	---	Pass
		5500	20.28	5489.920	5510.200	---	Pass
		5580	20.24	5569.880	5590.120	---	Pass
		5700	20.24	5689.920	5710.160	---	Pass
		5745	20.20	5735.080	5755.280	---	Pass
		5785	20.20	5774.880	5795.080	---	Pass
		5825	20.40	5814.720	5835.120	---	Pass
11AX40SISO	Ant1	5190	38.96	5170.320	5209.280	---	Pass
		5230	38.96	5210.480	5249.440	---	Pass
		5270	39.12	5250.400	5289.520	---	Pass
		5310	39.12	5290.480	5329.600	---	Pass
		5510	38.96	5490.560	5529.520	---	Pass
		5550	39.12	5530.480	5569.600	---	Pass
		5670	39.04	5650.400	5689.440	---	Pass
		5755	38.80	5735.800	5774.600	---	Pass
5795	38.96	5775.400	5814.360	---	Pass		

Test Mode	Antenna	Channel	26db EBW [MHz]	FL[MHz]	FH[MHz]	Limit[MHz]	Verdict
11A	Ant1	5180	24.880	5167.480	5192.360	---	Pass
		5200	25.200	5187.000	5212.200	---	Pass
		5240	24.680	5227.400	5252.080	---	Pass
		5260	24.680	5247.640	5272.320	---	Pass
		5280	25.560	5266.960	5292.520	---	Pass
		5320	25.000	5307.360	5332.360	---	Pass
		5500	25.240	5487.320	5512.560	---	Pass
		5580	24.680	5567.400	5592.080	---	Pass
		5700	24.880	5687.600	5712.480	---	Pass
		5745	24.680	5732.960	5757.640	---	Pass
		5785	25.160	5772.320	5797.480	---	Pass
		5825	25.400	5811.920	5837.320	---	Pass
11N20SISO	Ant1	5180	27.000	5165.960	5192.960	---	Pass
		5200	25.880	5186.760	5212.640	---	Pass
		5240	25.600	5227.280	5252.880	---	Pass
		5260	25.520	5246.920	5272.440	---	Pass
		5280	27.480	5266.680	5294.160	---	Pass
		5320	26.680	5306.560	5333.240	---	Pass
		5500	27.600	5486.600	5514.200	---	Pass
		5580	26.480	5567.000	5593.480	---	Pass
5700	25.960	5687.040	5713.000	---	Pass		

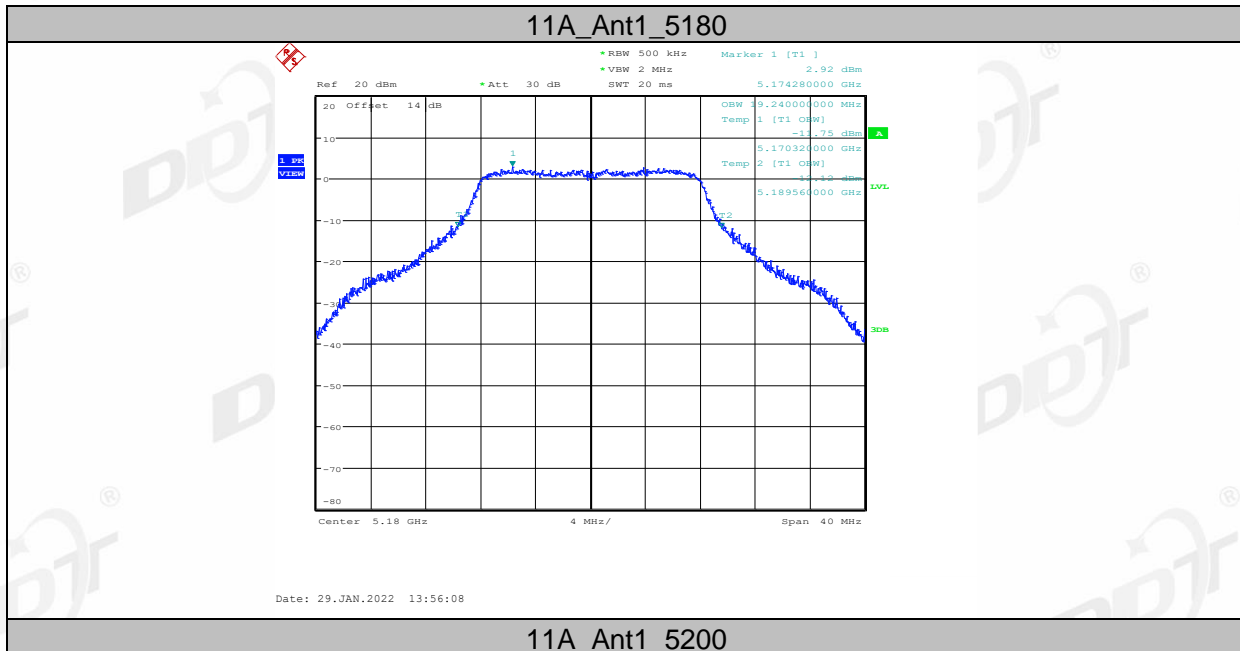
		5745	25.560	5732.560	5758.120	---	Pass
		5785	26.120	5771.760	5797.880	---	Pass
		5825	26.720	5811.320	5838.040	---	Pass
11N40SISO	Ant1	5190	49.680	5164.880	5214.560	---	Pass
		5230	49.360	5205.280	5254.640	---	Pass
		5270	50.320	5245.040	5295.360	---	Pass
		5310	49.280	5285.360	5334.640	---	Pass
		5510	49.840	5485.360	5535.200	---	Pass
		5550	50.720	5524.720	5575.440	---	Pass
		5670	49.680	5645.360	5695.040	---	Pass
		5755	48.880	5731.160	5780.040	---	Pass
		5795	48.560	5769.800	5818.360	---	Pass
		11AC20SISO	Ant1	5180	26.240	5166.960	5193.200
5200	25.720			5186.960	5212.680	---	Pass
5240	26.120			5226.880	5253.000	---	Pass
5260	25.440			5247.080	5272.520	---	Pass
5280	27.200			5266.960	5294.160	---	Pass
5320	26.520			5306.920	5333.440	---	Pass
5500	26.320			5486.880	5513.200	---	Pass
5580	26.240			5566.920	5593.160	---	Pass
5700	26.720			5686.760	5713.480	---	Pass
5745	25.800			5732.560	5758.360	---	Pass
11AC40SISO	Ant1	5190	48.480	5165.520	5214.000	---	Pass
		5230	49.840	5205.440	5255.280	---	Pass
		5270	50.000	5245.120	5295.120	---	Pass
		5310	49.360	5285.280	5334.640	---	Pass
		5510	49.760	5485.040	5534.800	---	Pass
		5550	50.960	5524.240	5575.200	---	Pass
		5670	49.840	5644.560	5694.400	---	Pass
		5755	49.360	5730.120	5779.480	---	Pass
		5795	48.720	5770.120	5818.840	---	Pass
		11AX20SISO	Ant1	5180	25.720	5167.120	5192.840
5200	25.840			5186.520	5212.360	---	Pass
5240	25.240			5227.200	5252.440	---	Pass
5260	24.960			5247.640	5272.600	---	Pass
5280	26.440			5266.880	5293.320	---	Pass
5320	26.440			5306.880	5333.320	---	Pass
5500	25.480			5487.480	5512.960	---	Pass
5580	25.600			5567.560	5593.160	---	Pass
5700	26.840			5686.480	5713.320	---	Pass
5745	25.600			5732.760	5758.360	---	Pass
11AX40SISO	Ant1	5190	47.040	5166.000	5213.040	---	Pass
		5230	46.320	5206.960	5253.280	---	Pass
		5270	47.360	5246.800	5294.160	---	Pass
		5310	46.960	5286.640	5333.600	---	Pass
		5510	47.520	5486.800	5534.320	---	Pass
		5550	47.920	5526.000	5573.920	---	Pass

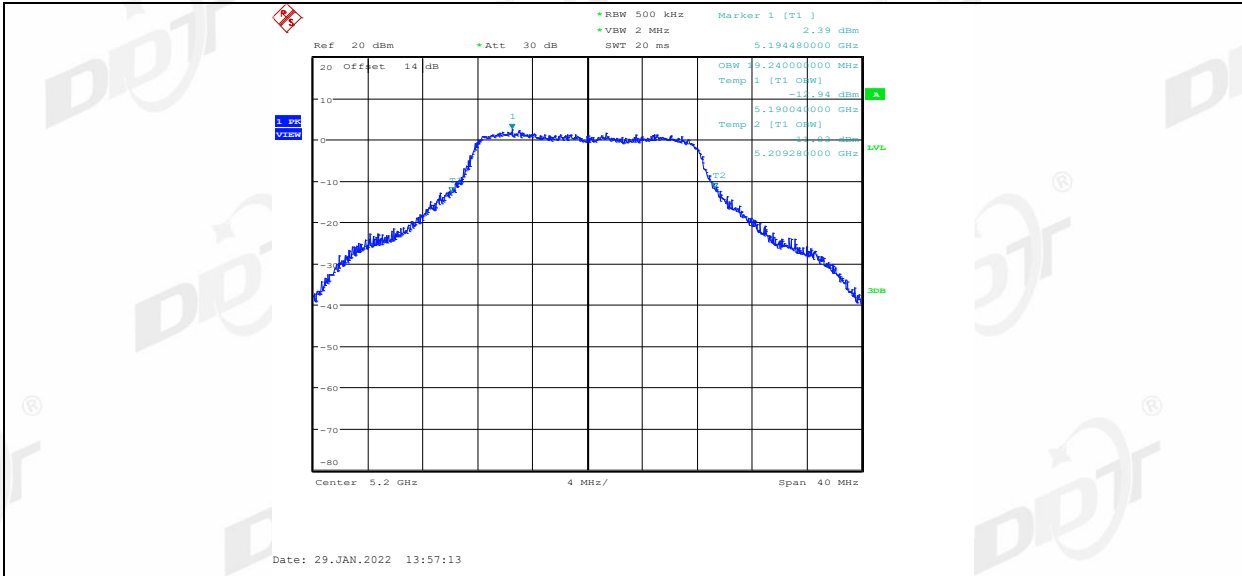
		5670	46.960	5646.240	5693.200	---	Pass
		5755	46.800	5732.200	5779.000	---	Pass
		5795	46.720	5771.720	5818.440	---	Pass

Test Mode	Antenna	Channel	6db EBW [MHz]	FL[MHz]	FH[MHz]	Limit[MHz]	Verdict
11A	Ant1	5745	16.120	5737.040	5753.160	0.5	Pass
		5785	16.400	5776.760	5793.160	0.5	Pass
		5825	16.400	5816.760	5833.160	0.5	Pass
11N20SISO	Ant1	5745	16.440	5737.360	5753.800	0.5	Pass
		5785	17.680	5776.120	5793.800	0.5	Pass
		5825	17.680	5816.120	5833.800	0.5	Pass
11N40SISO	Ant1	5755	36.080	5737.160	5773.240	0.5	Pass
		5795	36.400	5776.760	5813.160	0.5	Pass
11AC20SISO	Ant1	5745	16.440	5737.360	5753.800	0.5	Pass
		5785	17.640	5776.160	5793.800	0.5	Pass
		5825	17.600	5816.160	5833.760	0.5	Pass
11AC40SISO	Ant1	5755	35.920	5737.320	5773.240	0.5	Pass
		5795	36.160	5776.760	5812.920	0.5	Pass
11AX20SISO	Ant1	5745	18.720	5735.760	5754.480	0.5	Pass
		5785	19.000	5775.440	5794.440	0.5	Pass
		5825	19.000	5815.480	5834.480	0.5	Pass
11AX40SISO	Ant1	5755	37.680	5736.360	5774.040	0.5	Pass
		5795	38.080	5775.880	5813.960	0.5	Pass

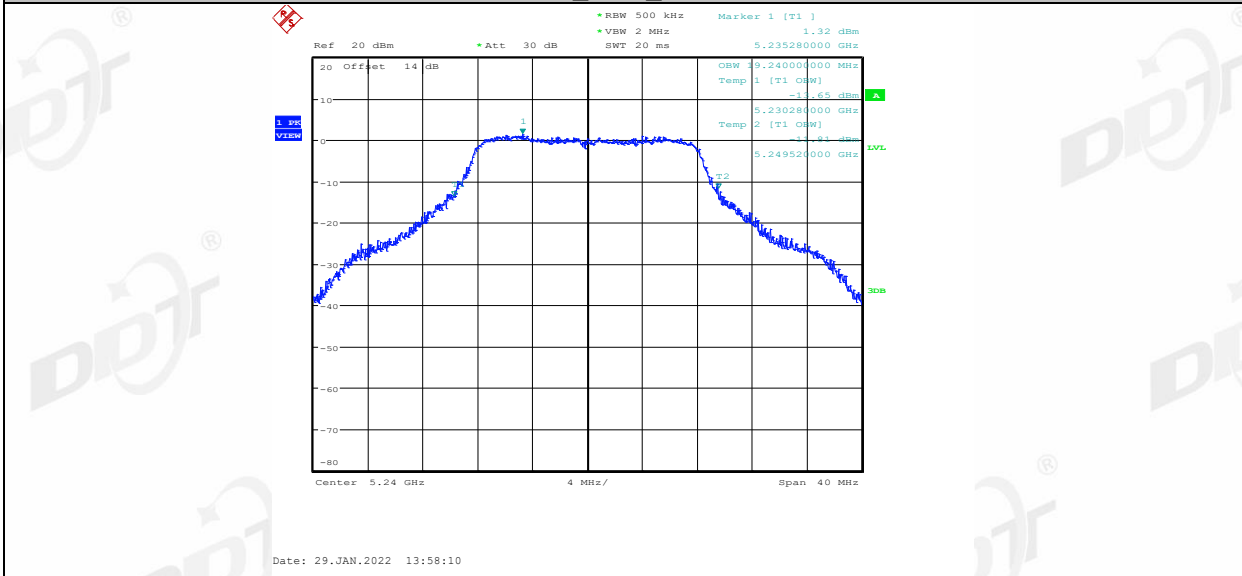
4.5. Original test data

99% OBW:

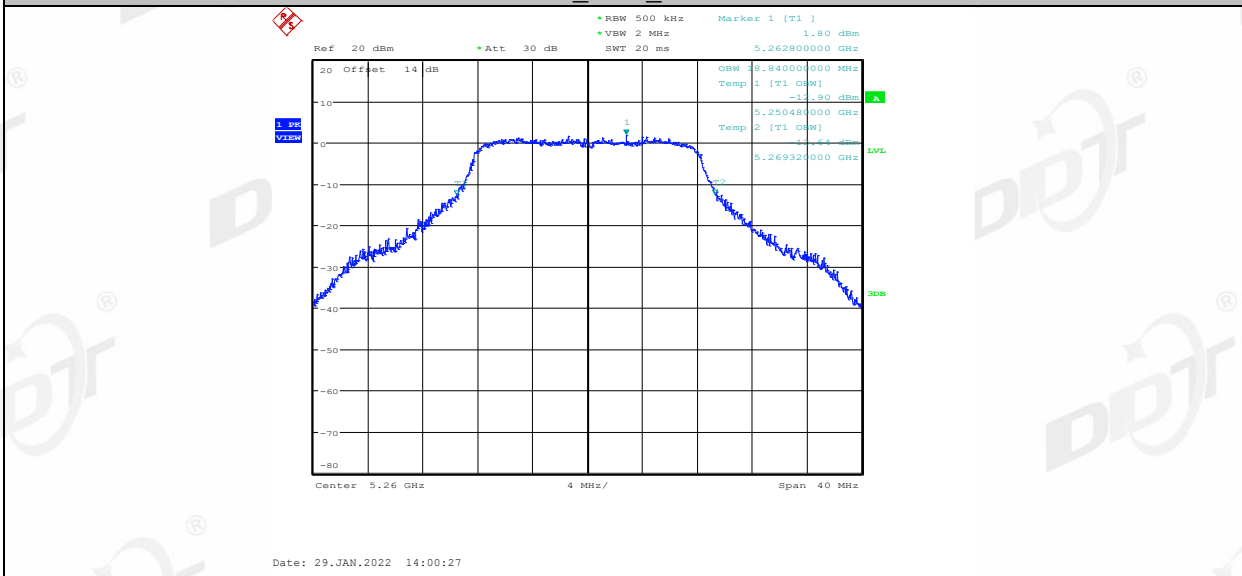




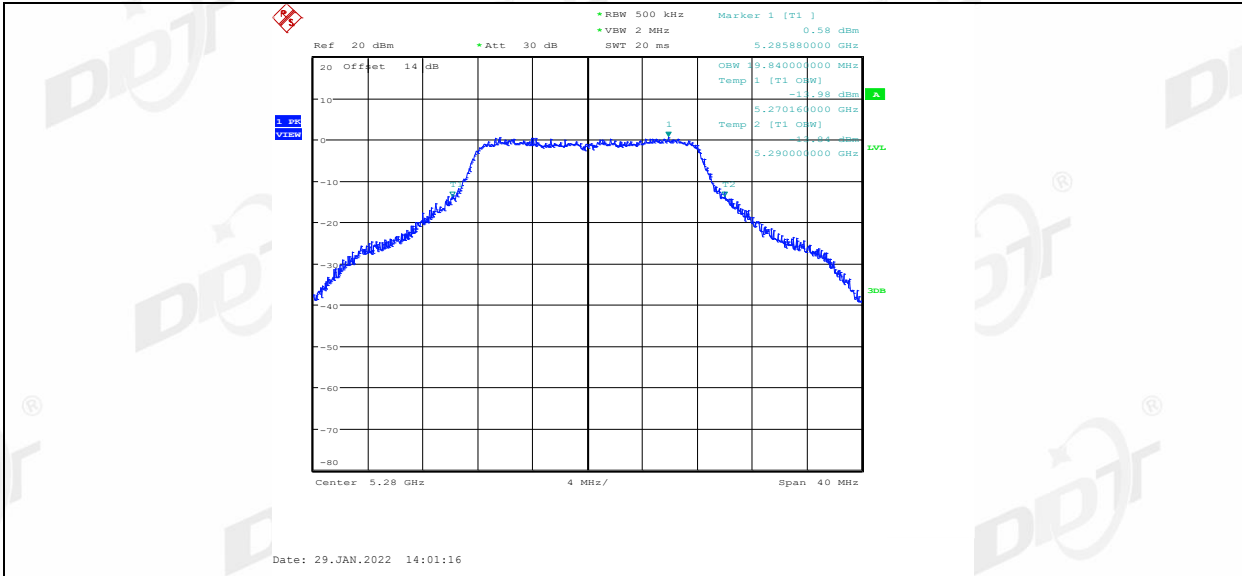
11A\_Ant1\_5240



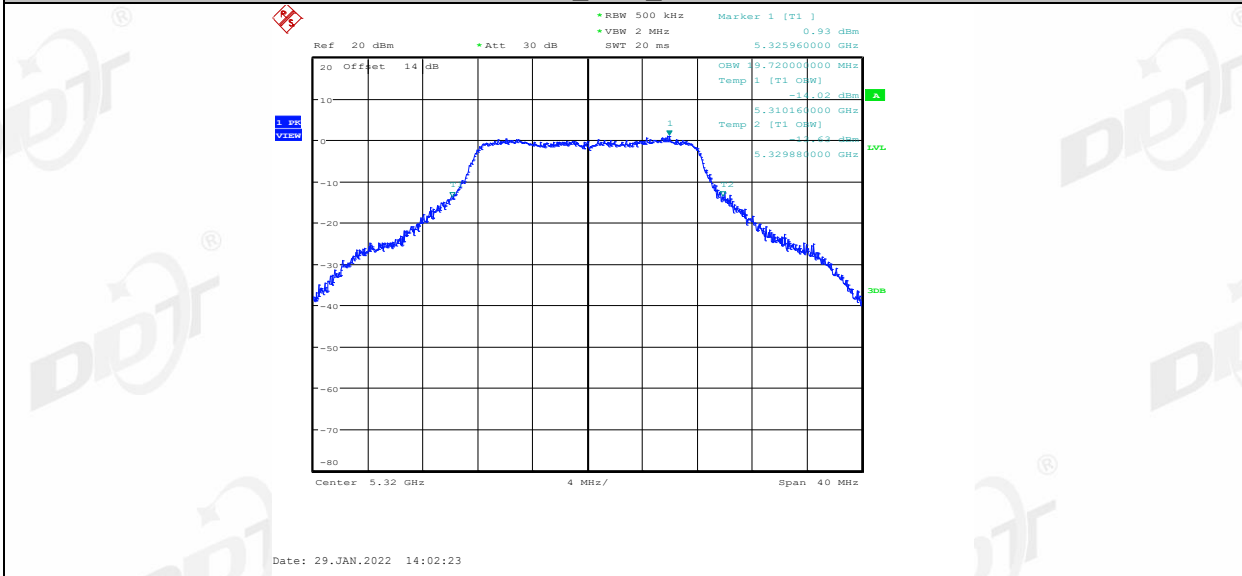
11A\_Ant1\_5260



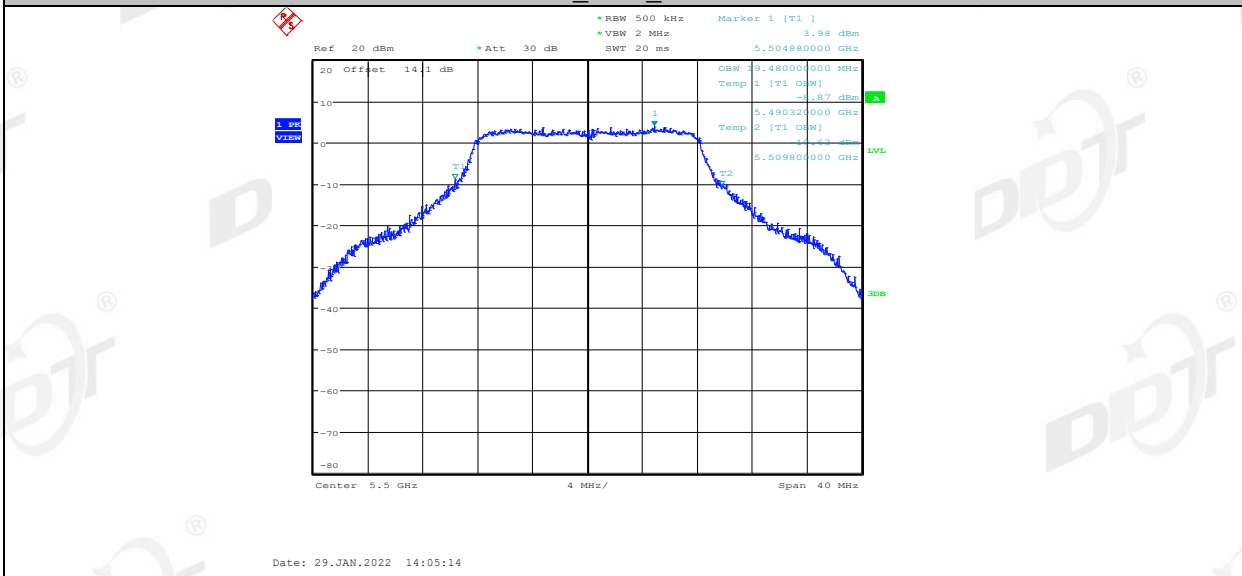
11A\_Ant1\_5280



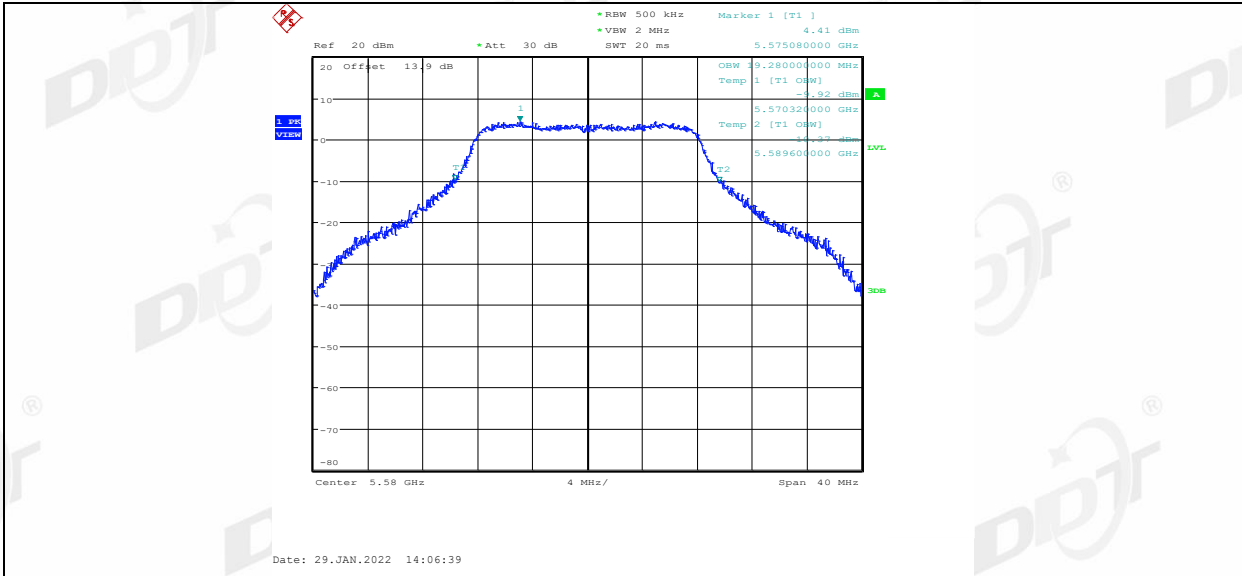
11A\_Ant1\_5320



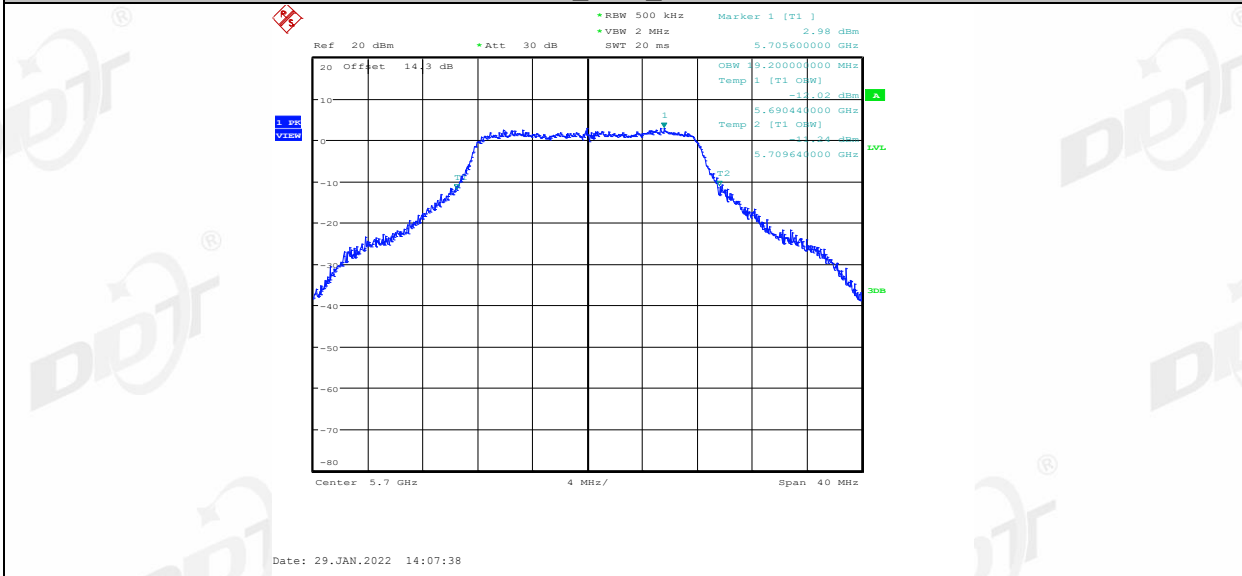
11A\_Ant1\_5500



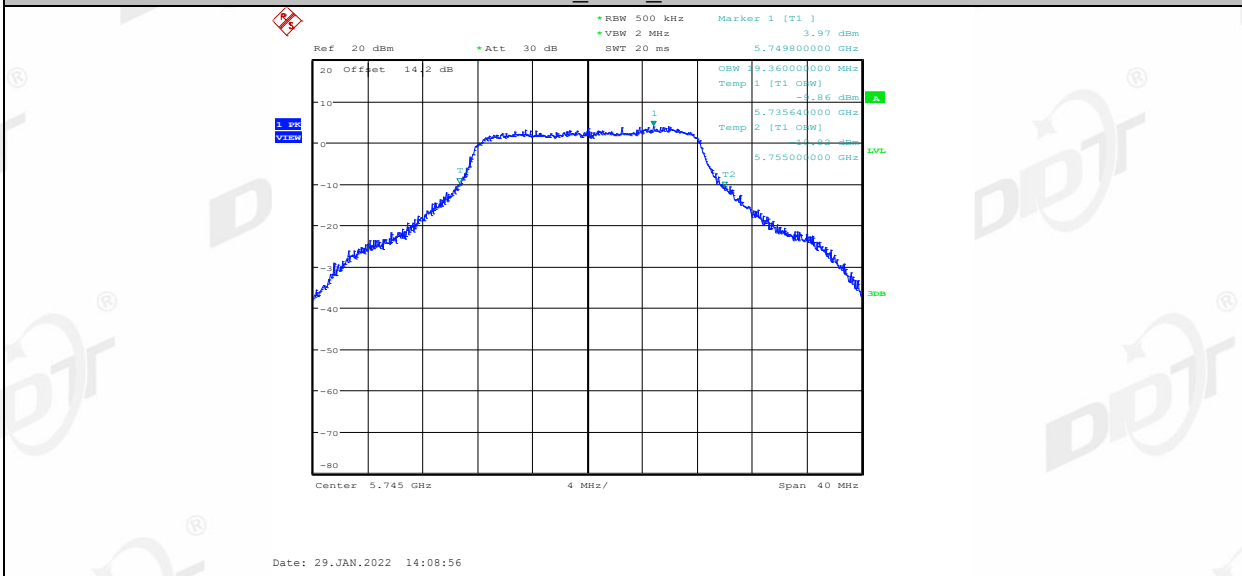
11A\_Ant1\_5580



11A\_Ant1\_5700

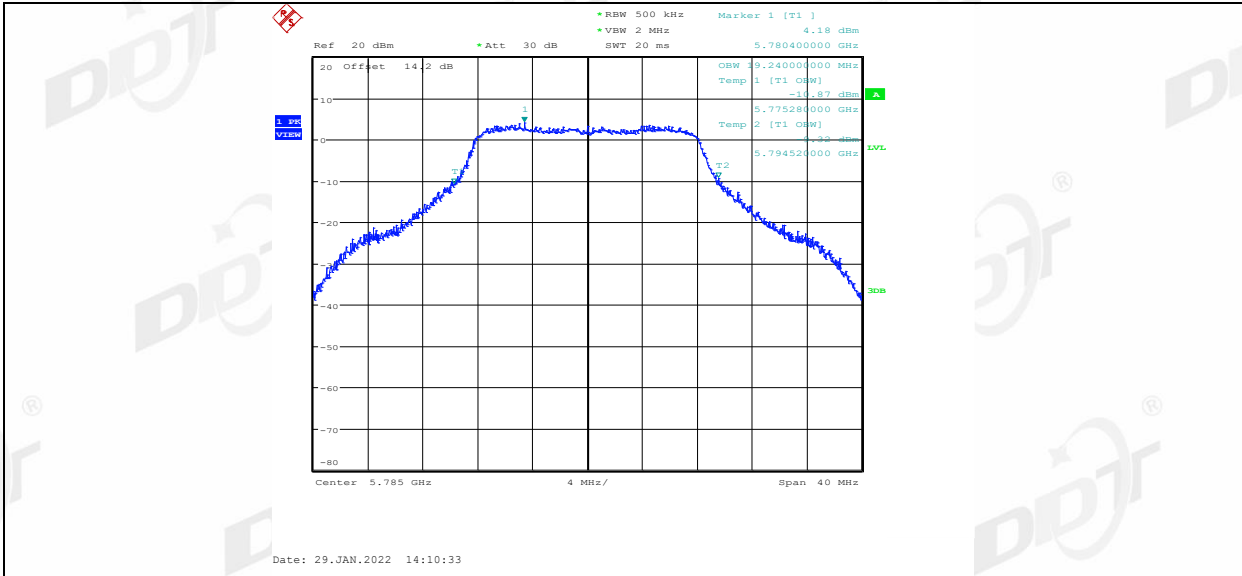


11A\_Ant1\_5745

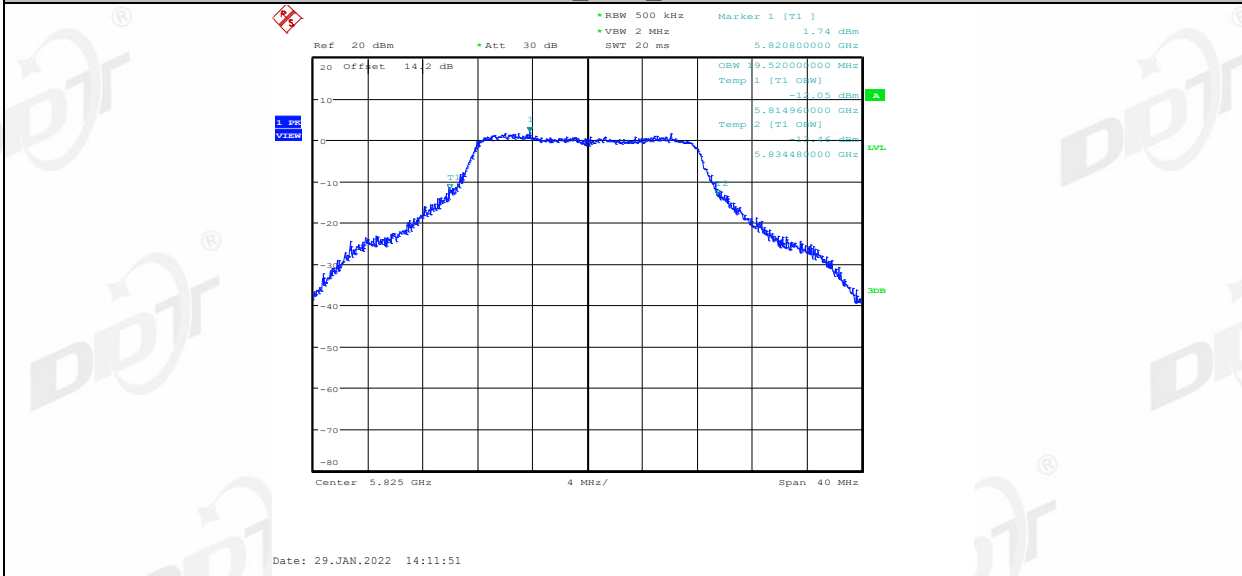


11A\_Ant1\_5785

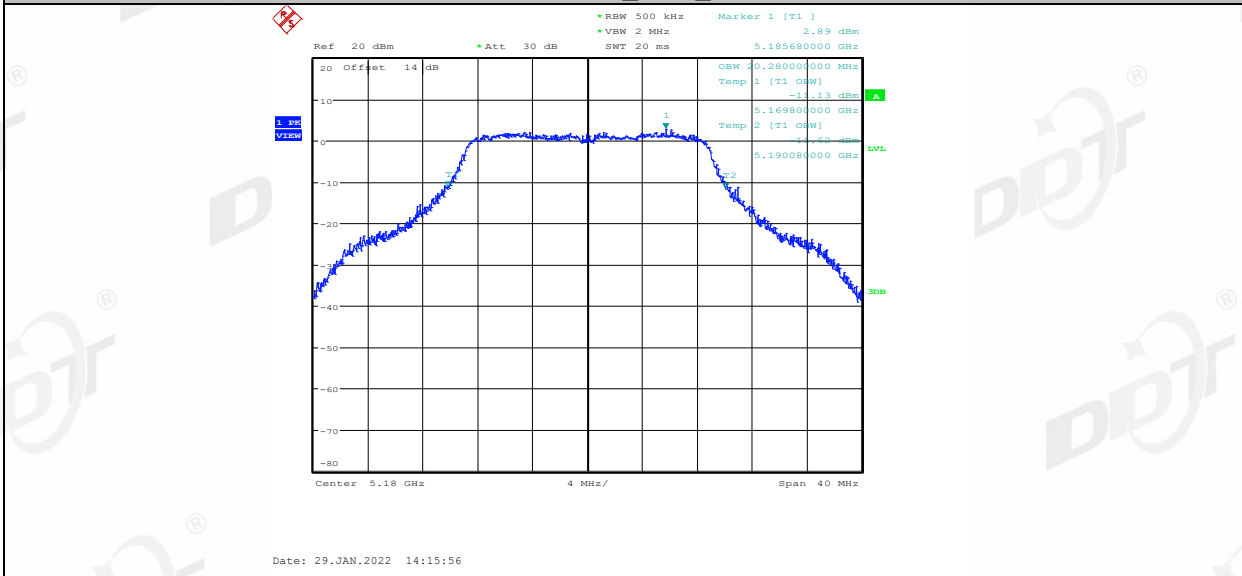




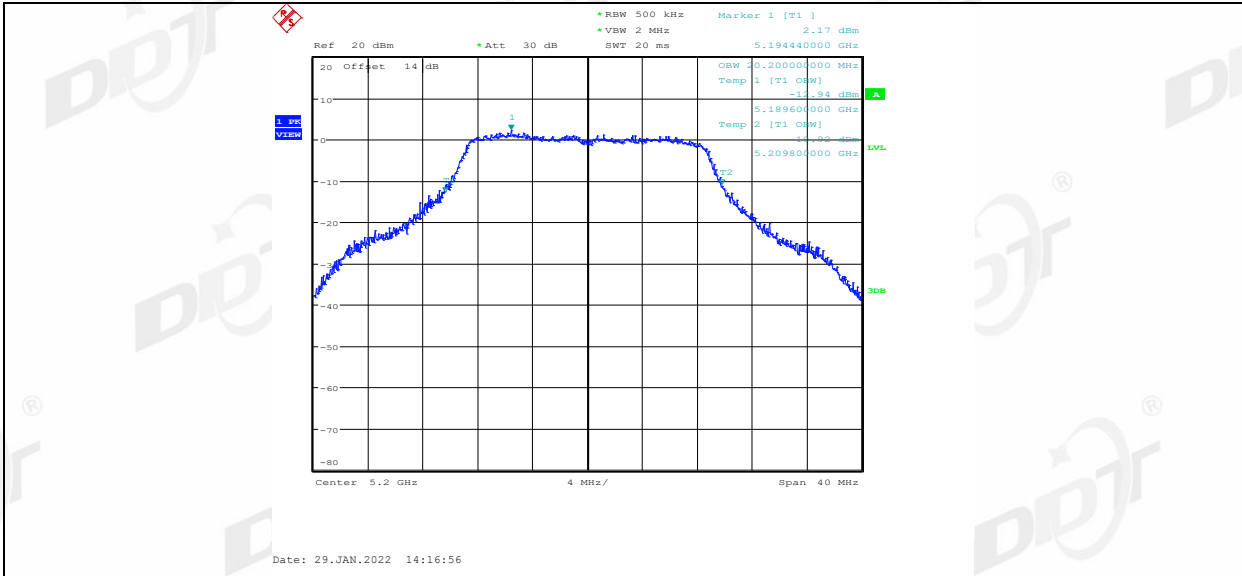
11A\_Ant1\_5825



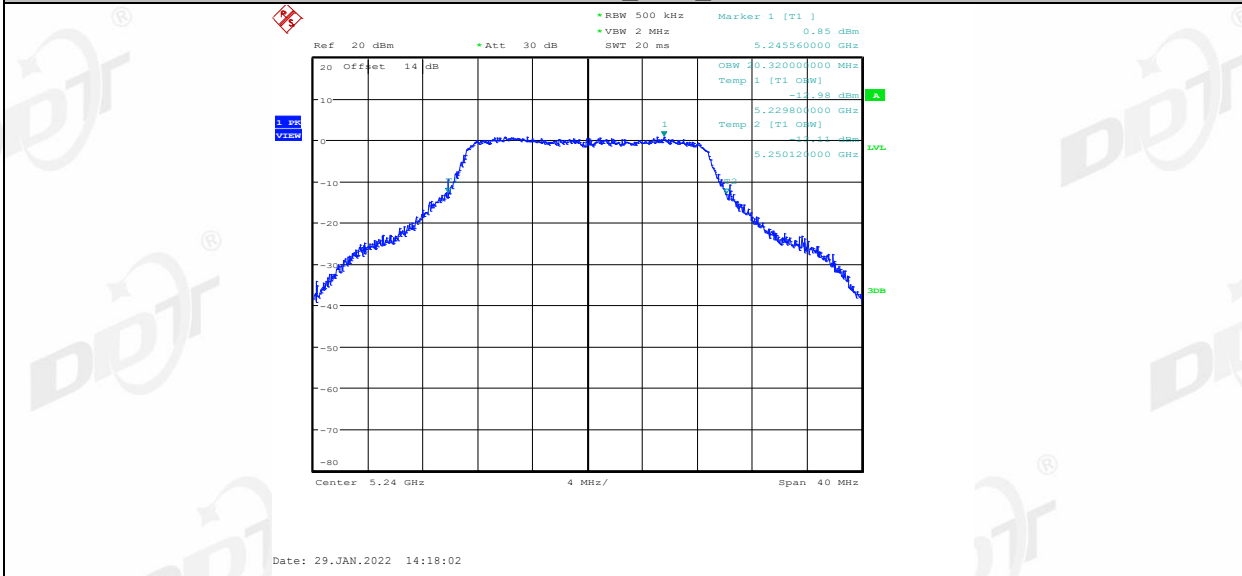
11N20SISO\_Ant1\_5180



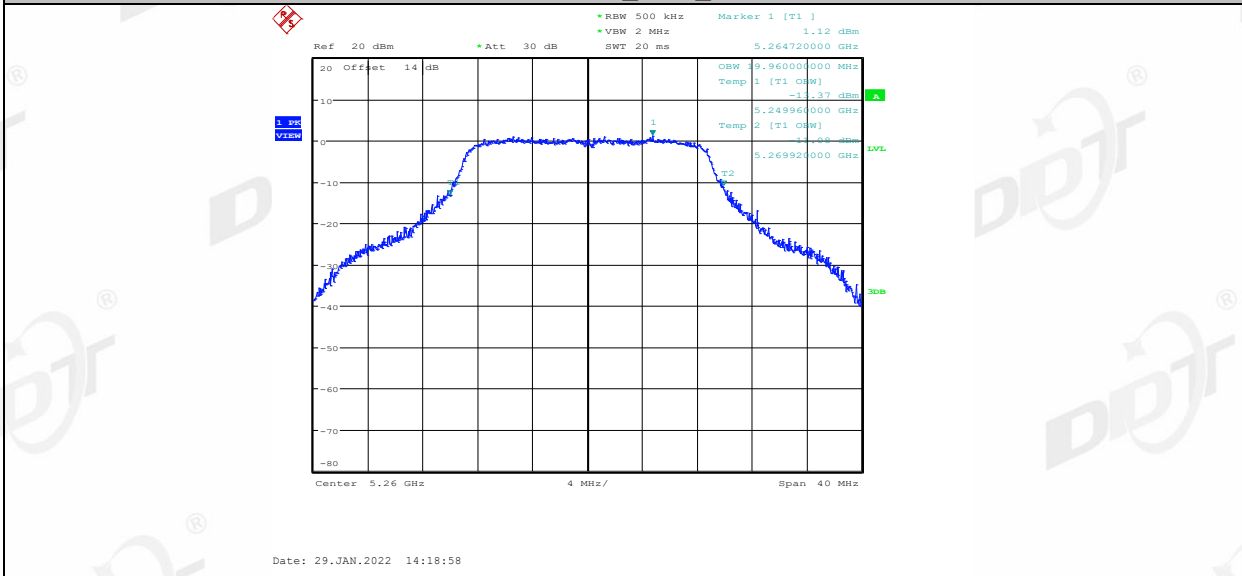
11N20SISO\_Ant1\_5200



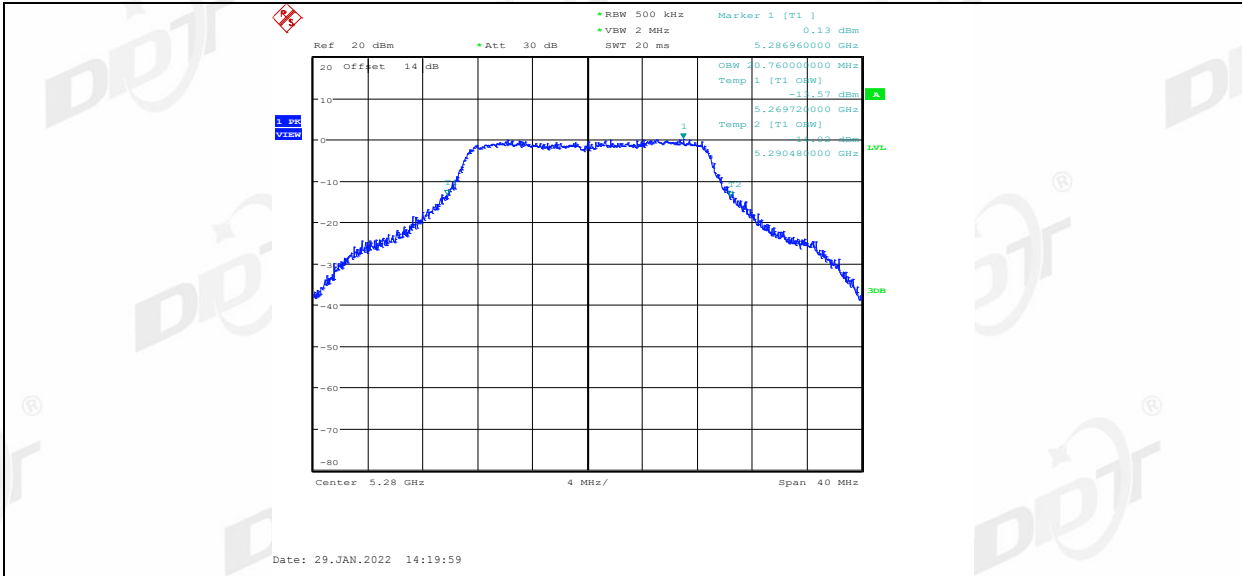
11N20SISO\_Ant1\_5240



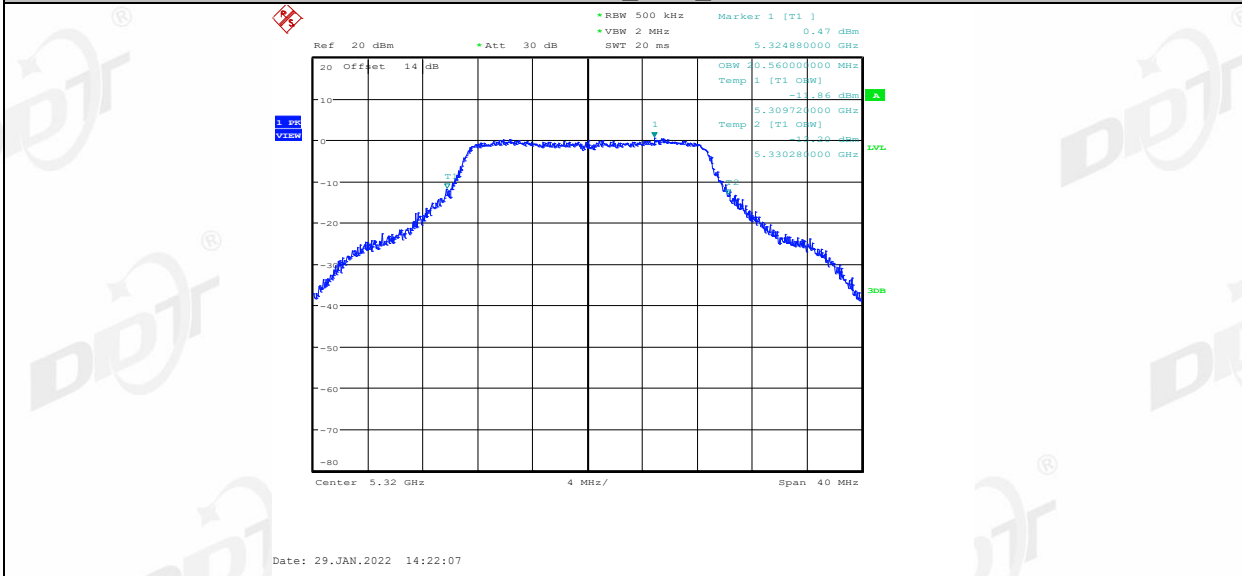
11N20SISO\_Ant1\_5260



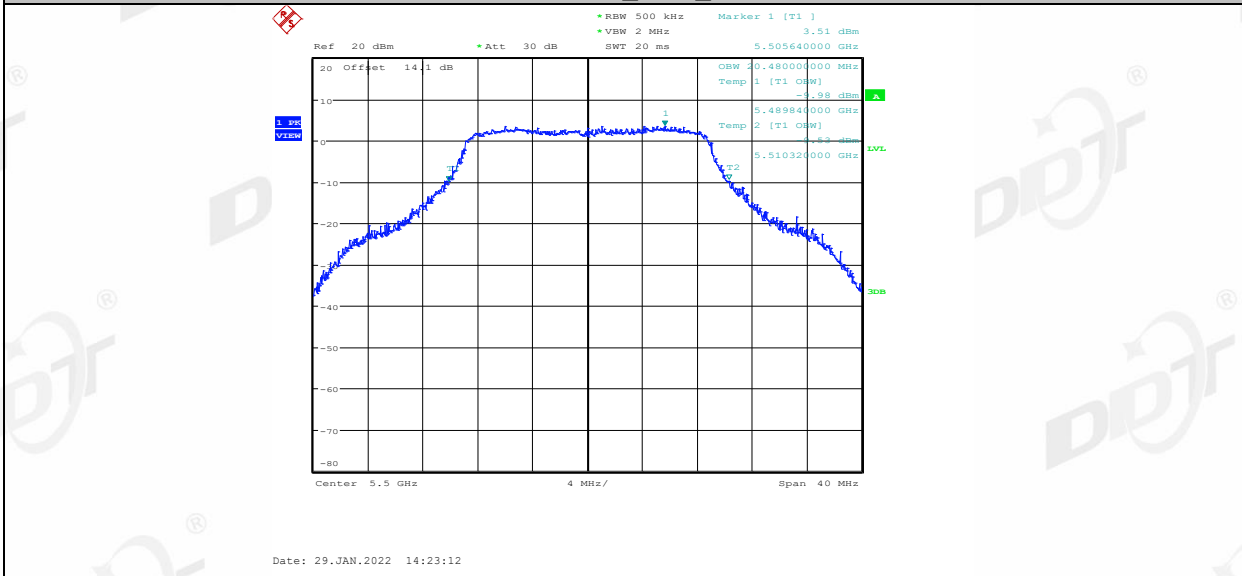
11N20SISO\_Ant1\_5280



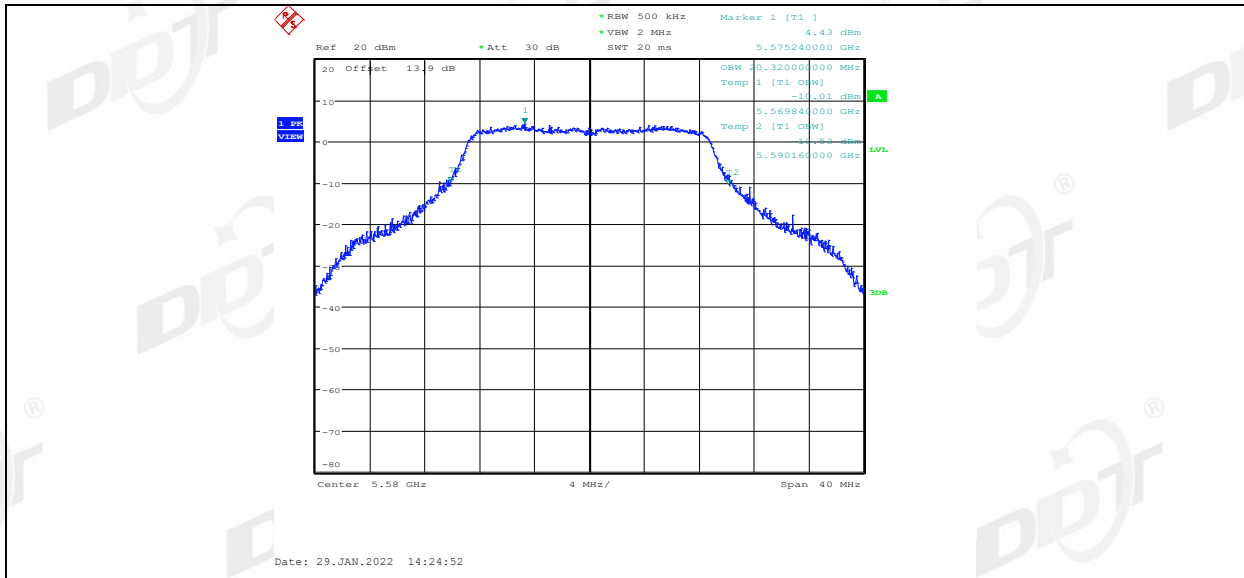
11N20SISO\_Ant1\_5320



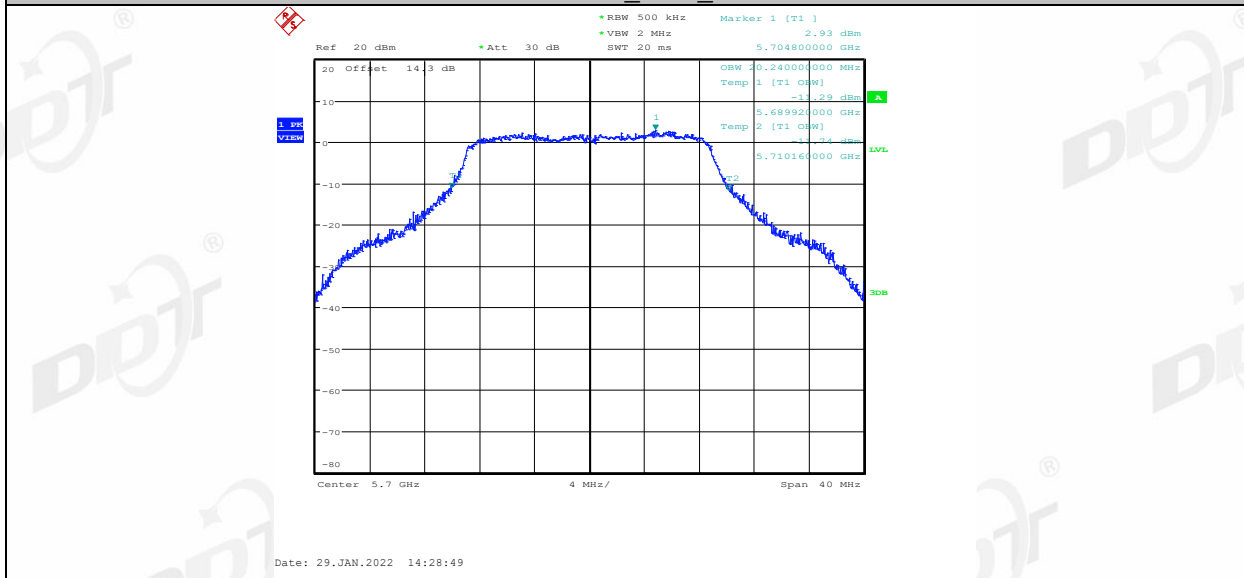
11N20SISO\_Ant1\_5500



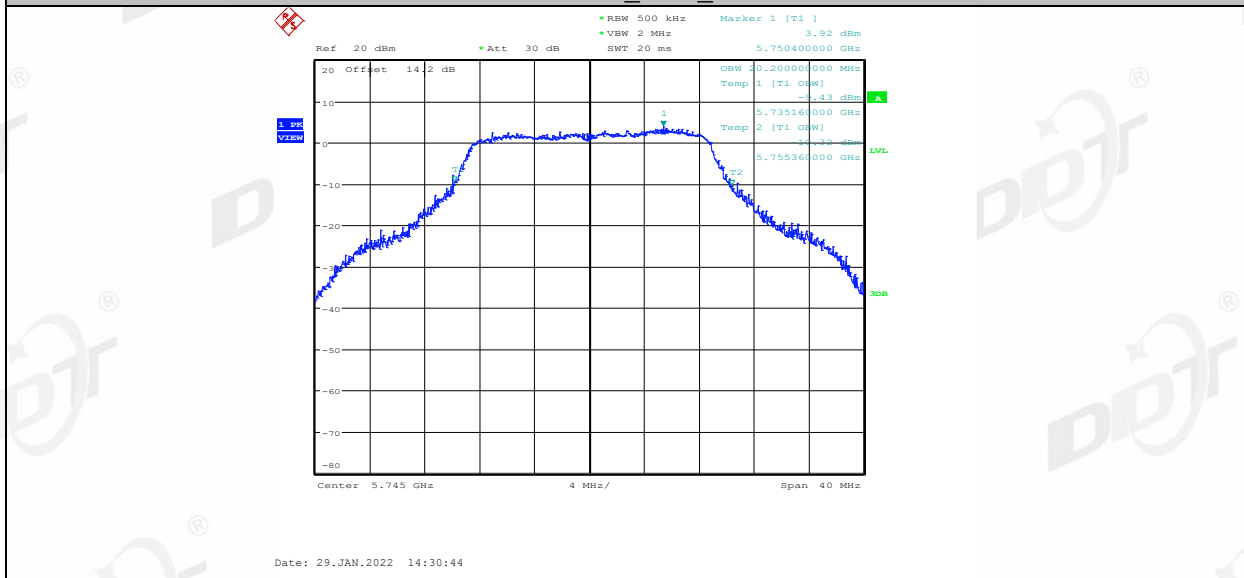
11N20SISO\_Ant1\_5580



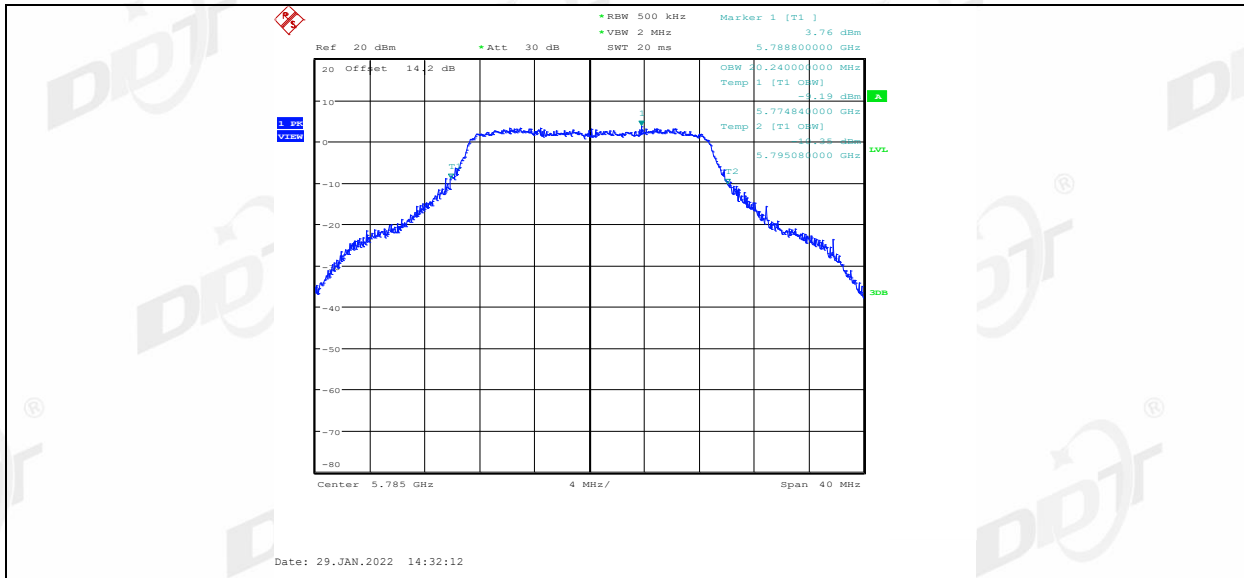
11N20SISO\_Ant1\_5700



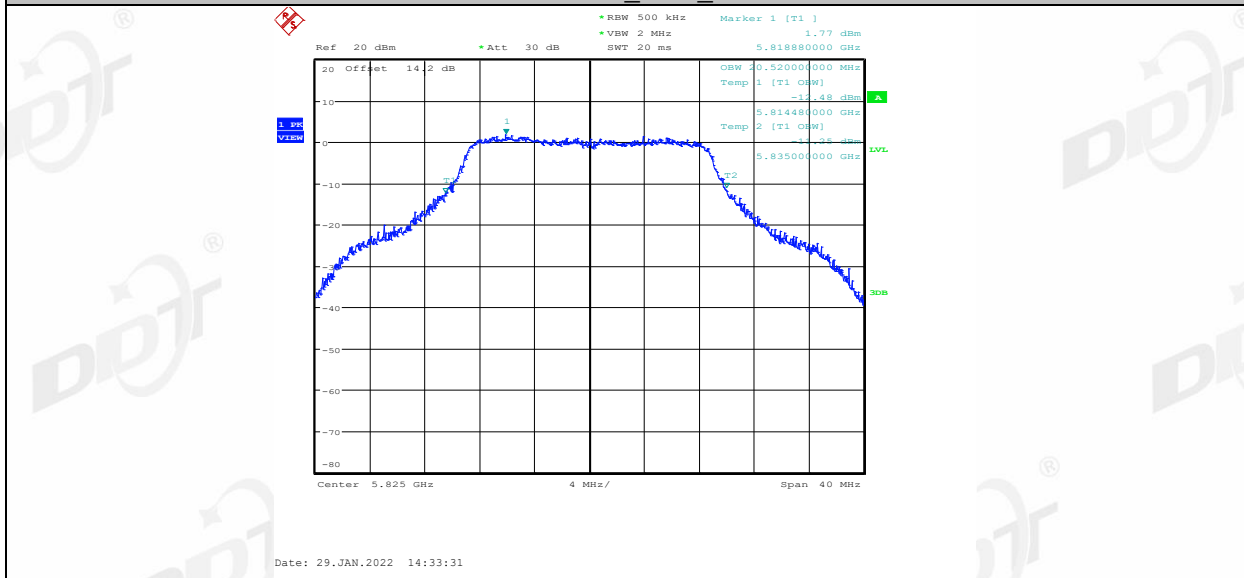
11N20SISO\_Ant1\_5745



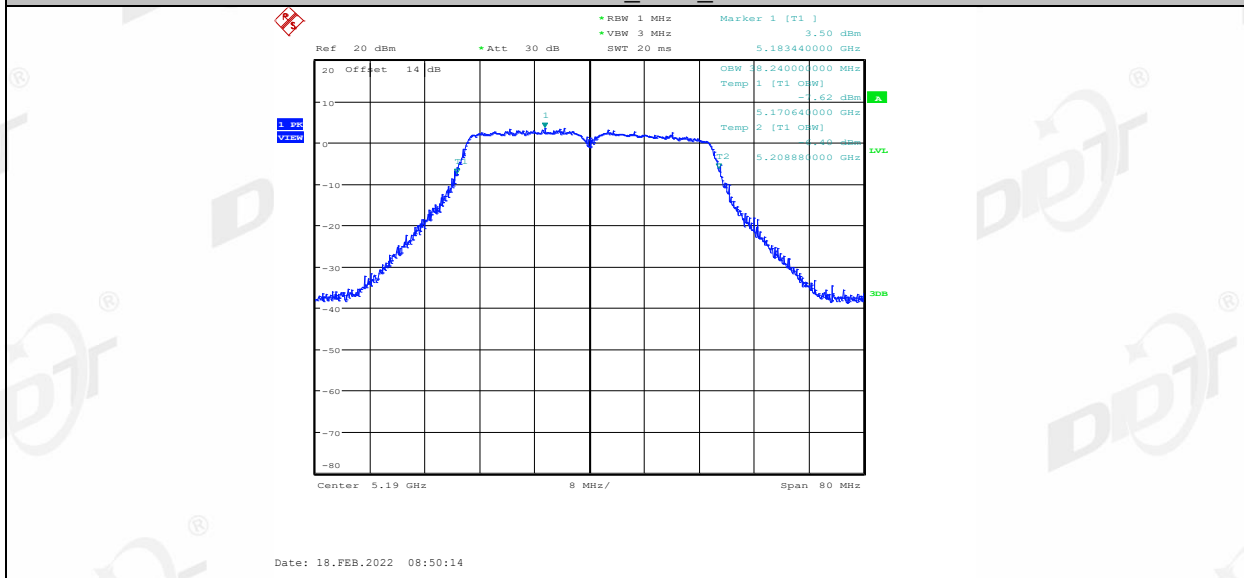
11N20SISO\_Ant1\_5785



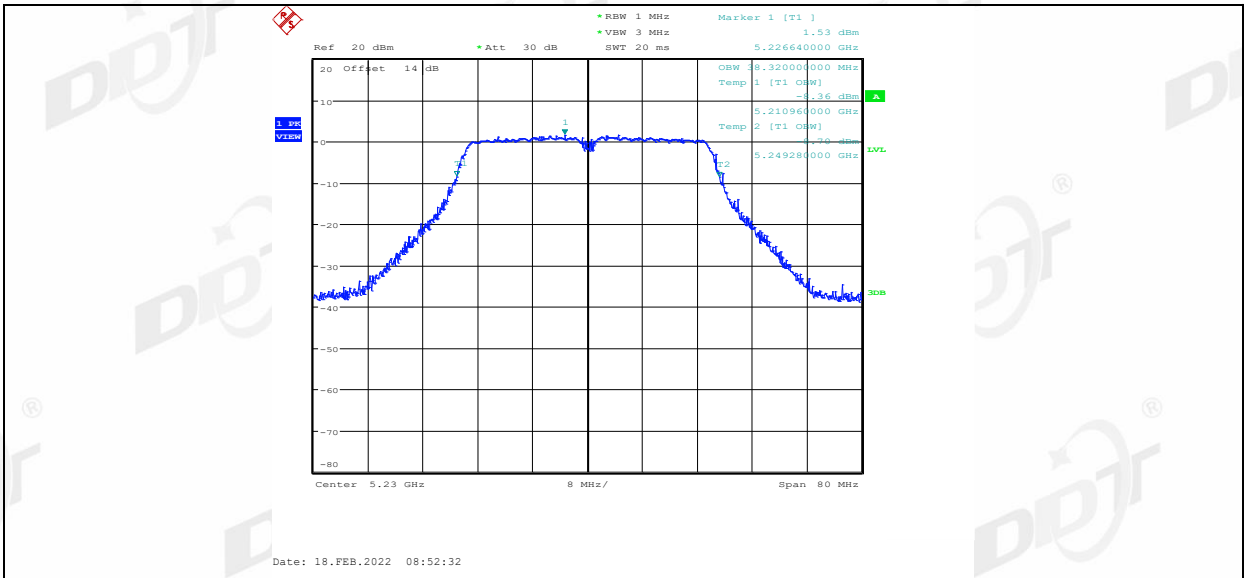
11N20SISO\_Ant1\_5825



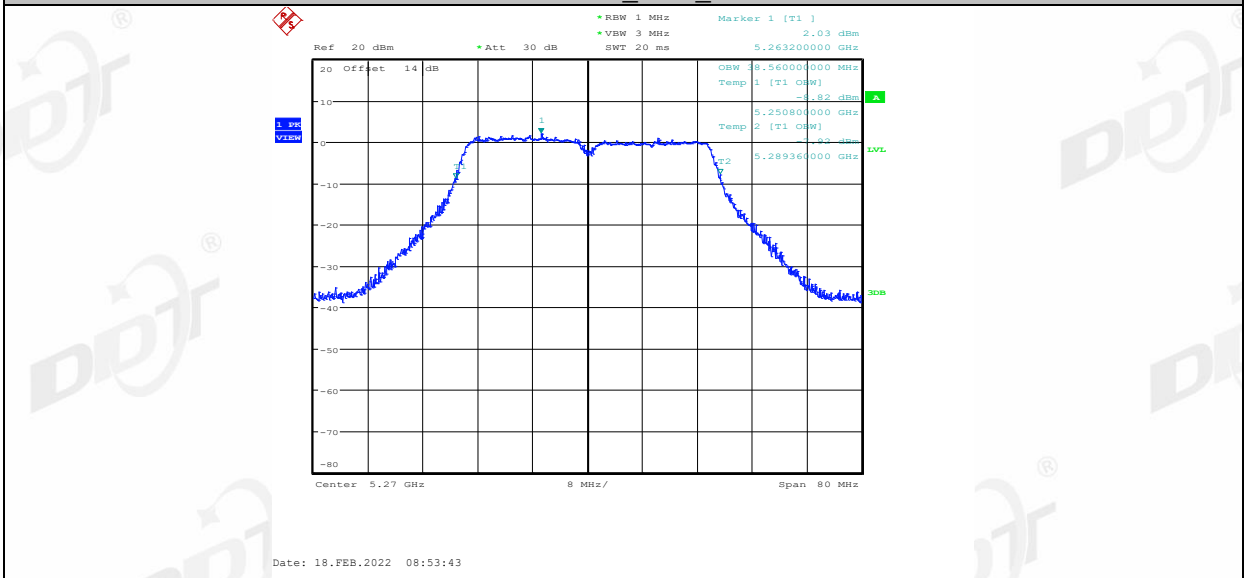
11N40SISO\_Ant1\_5190



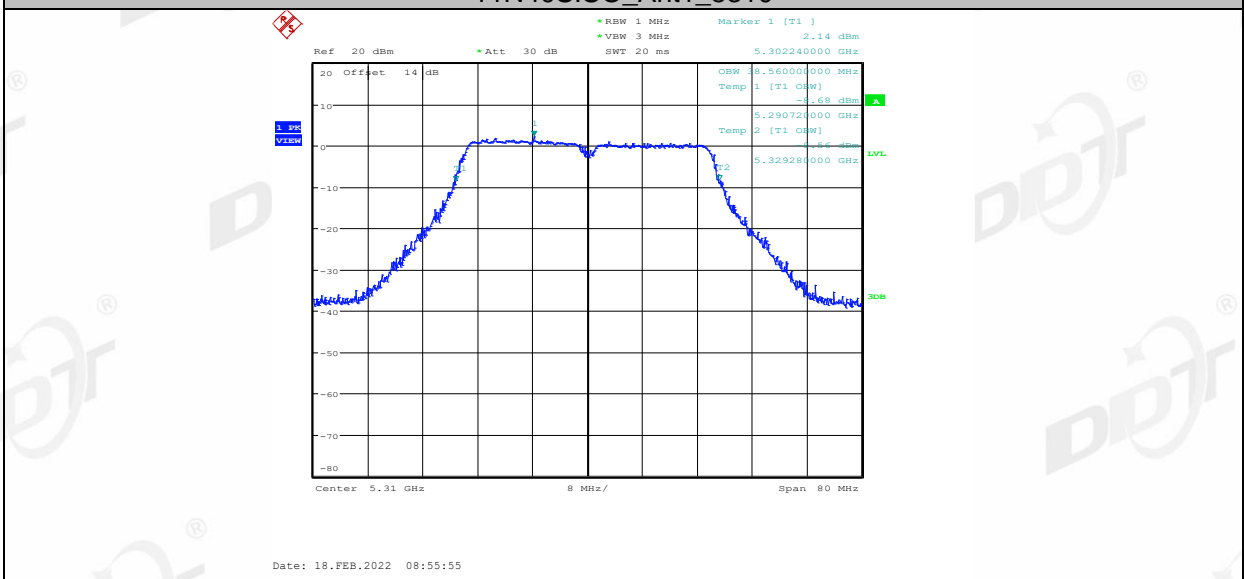
11N40SISO\_Ant1\_5230



11N40SISO\_Ant1\_5270

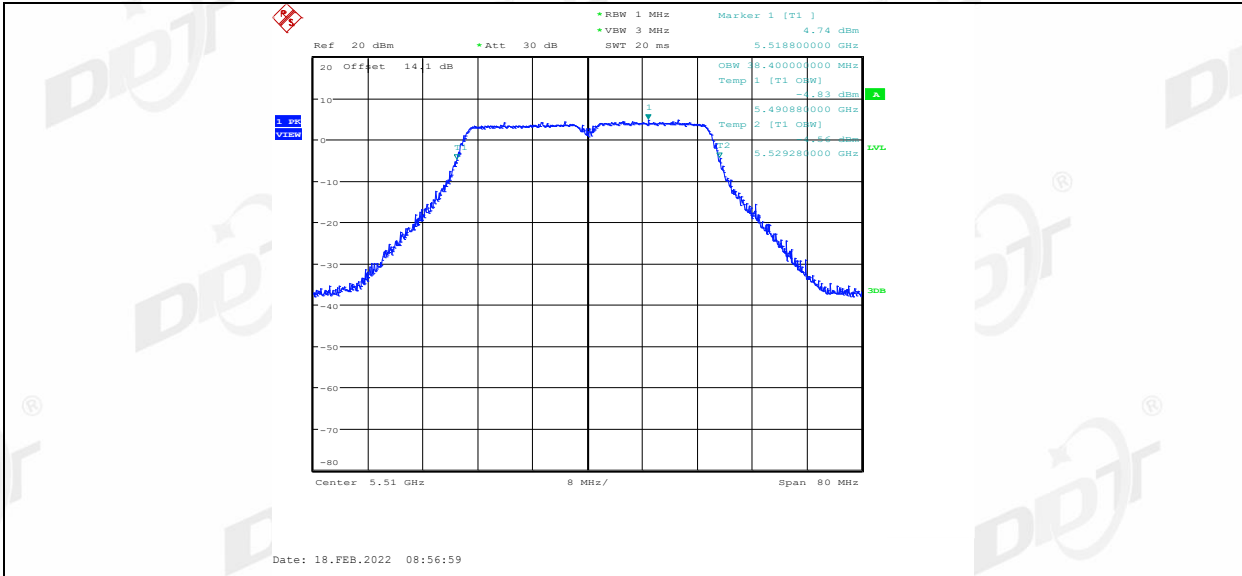


11N40SISO\_Ant1\_5310

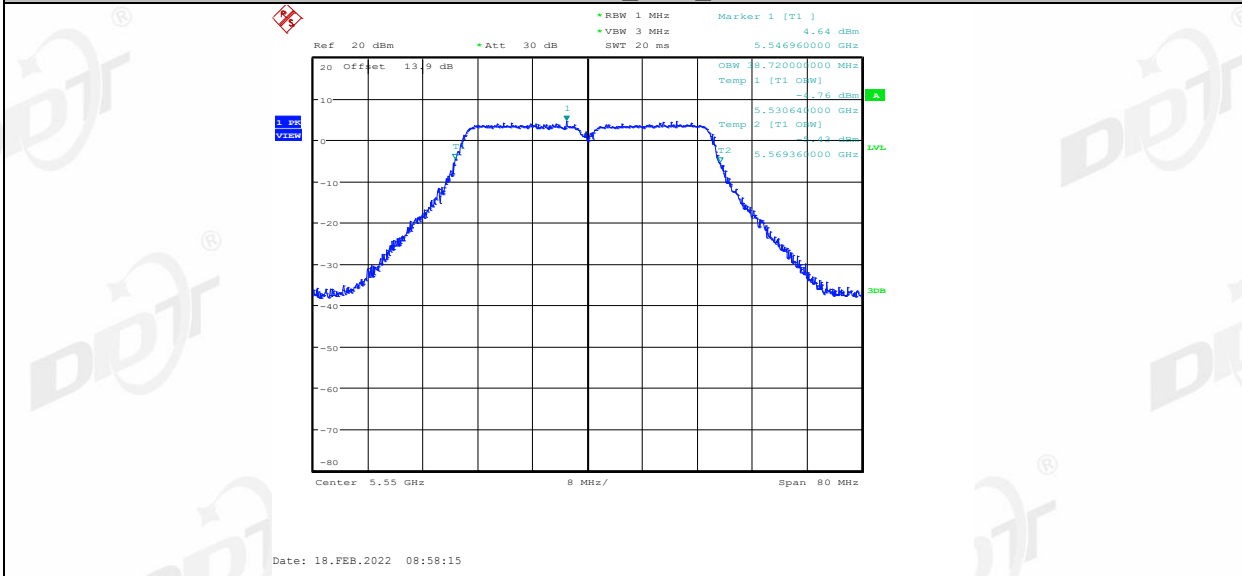


11N40SISO\_Ant1\_5510

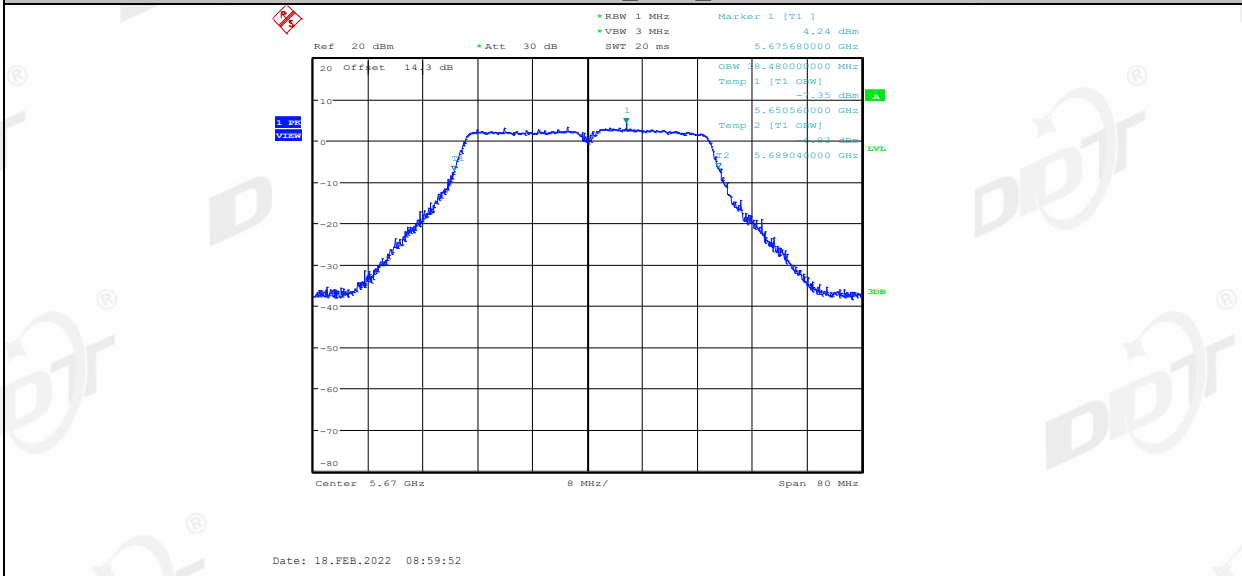




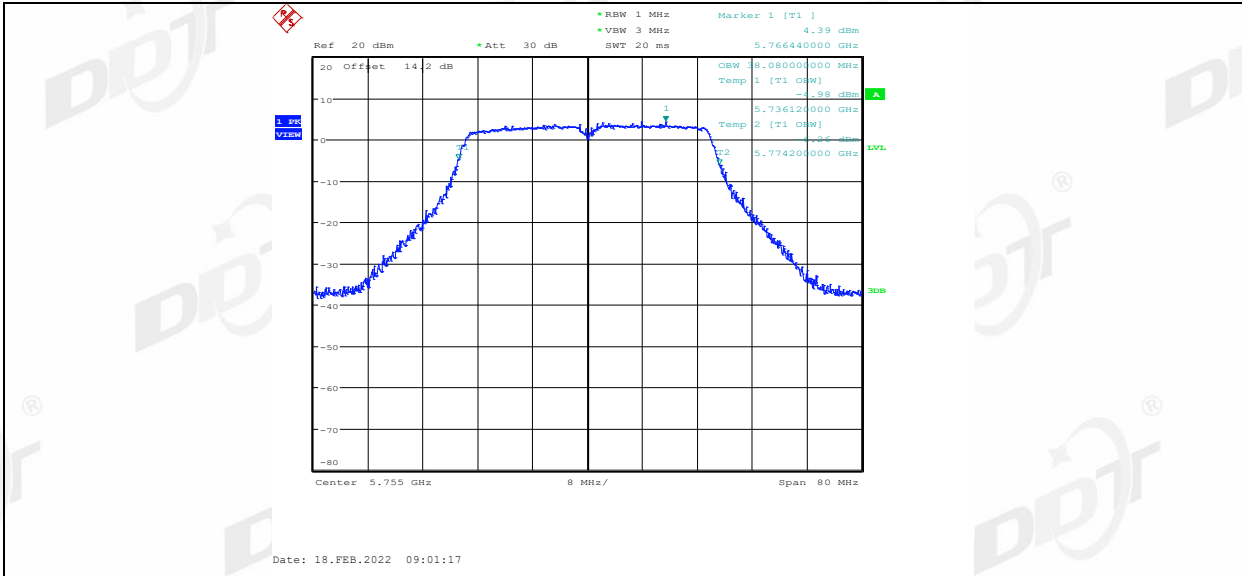
11N40SISO\_Ant1\_5550



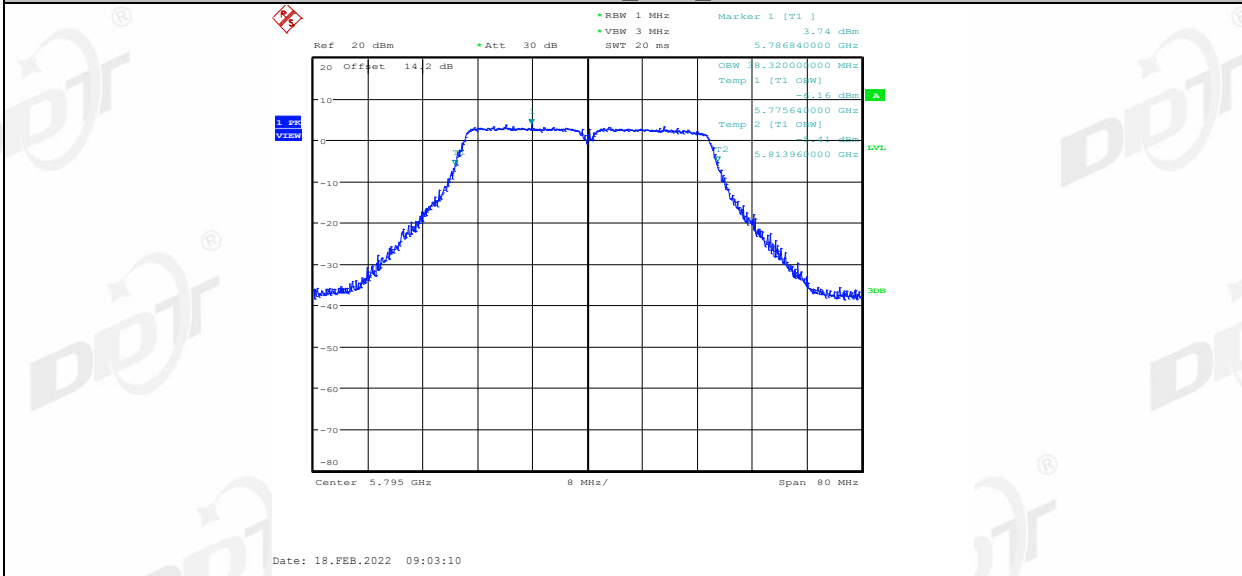
11N40SISO\_Ant1\_5670



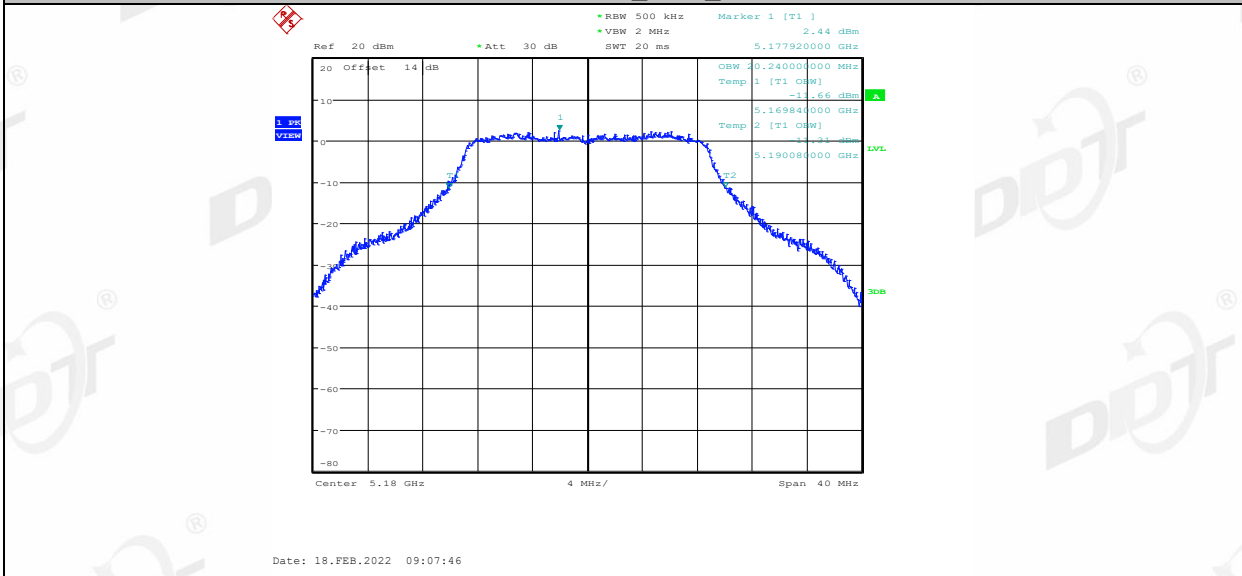
11N40SISO\_Ant1\_5755



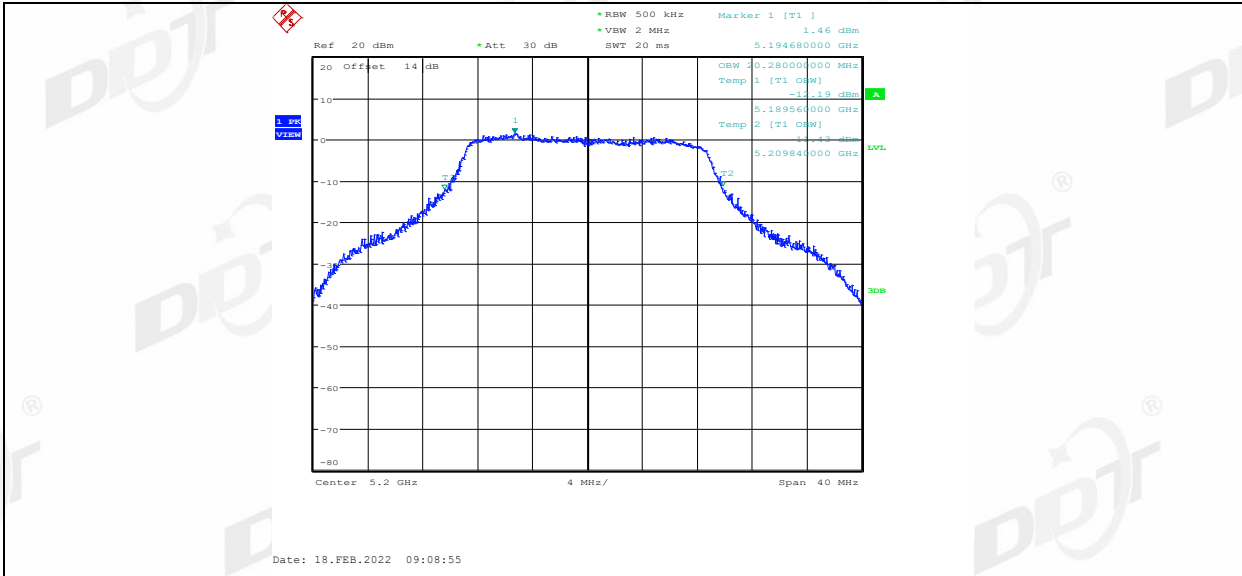
11N40SISO\_Ant1\_5795



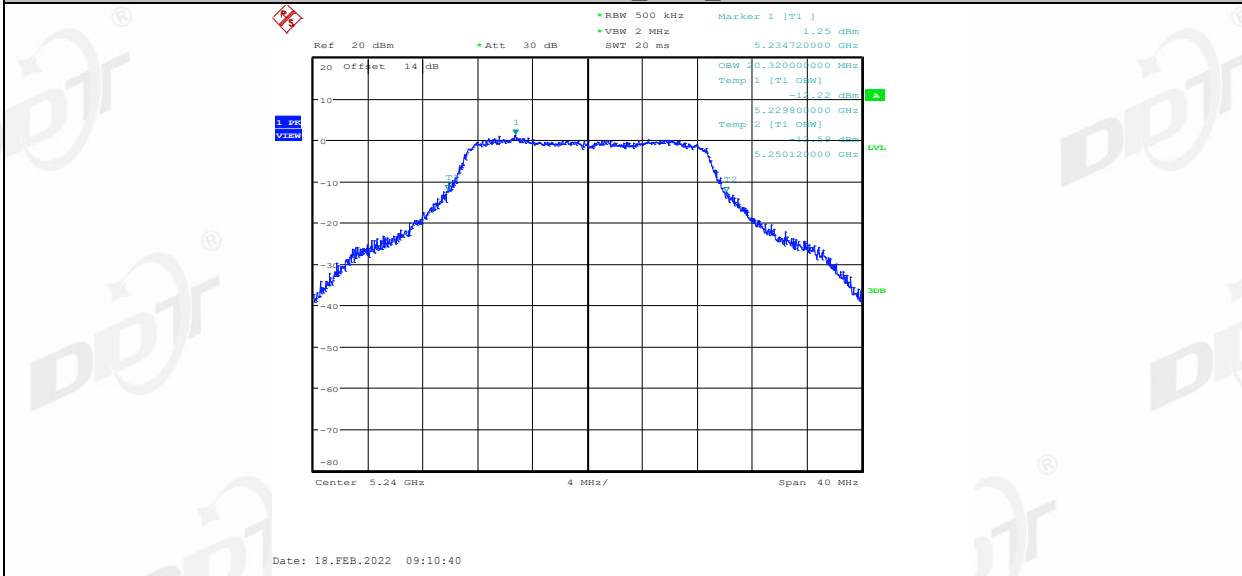
11AC20SISO\_Ant1\_5180



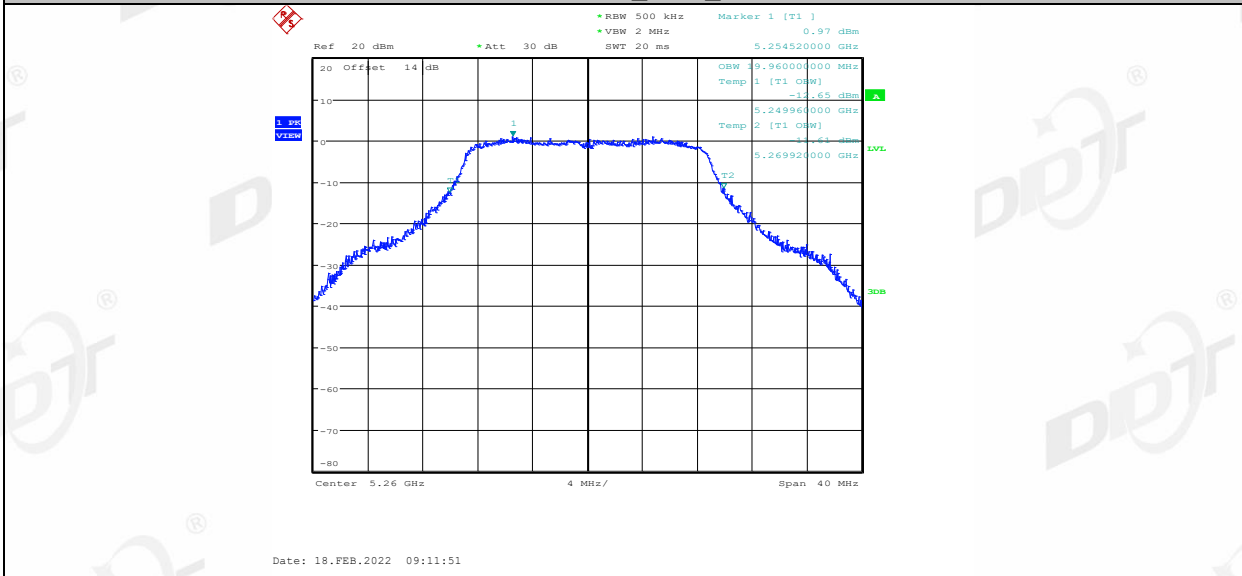
11AC20SISO\_Ant1\_5200



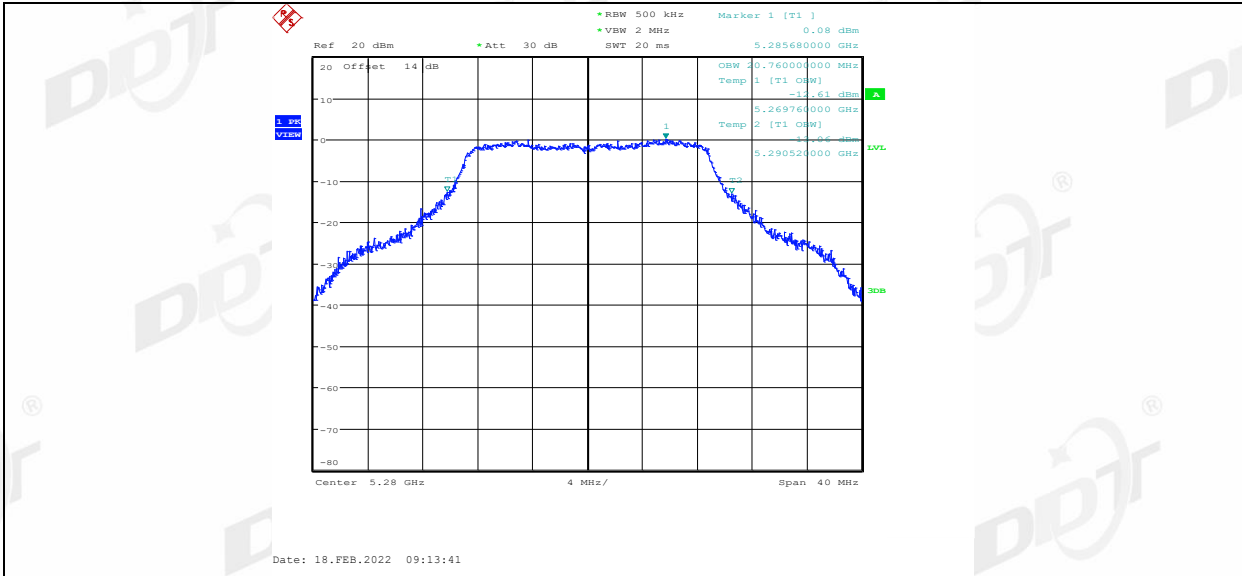
11AC20SISO\_Ant1\_5240



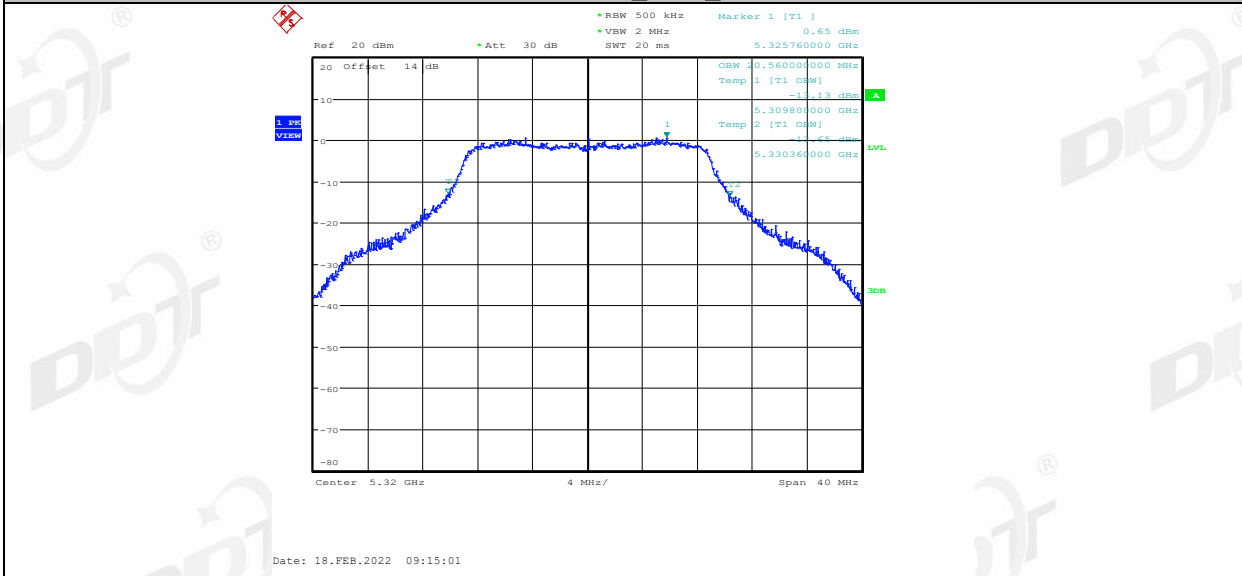
11AC20SISO\_Ant1\_5260



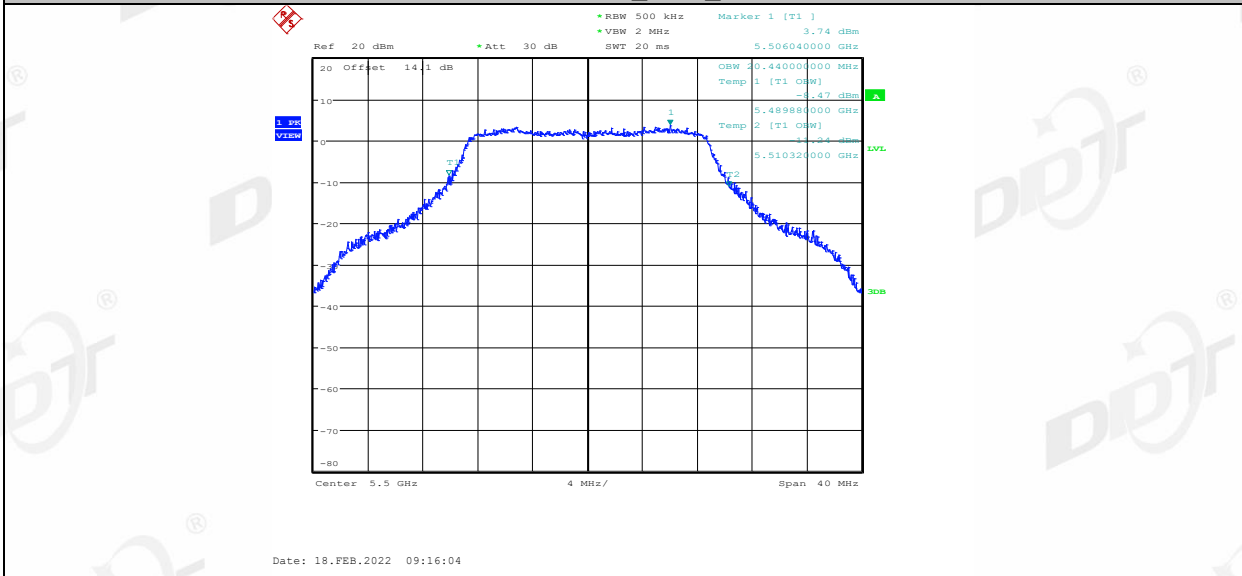
11AC20SISO\_Ant1\_5280



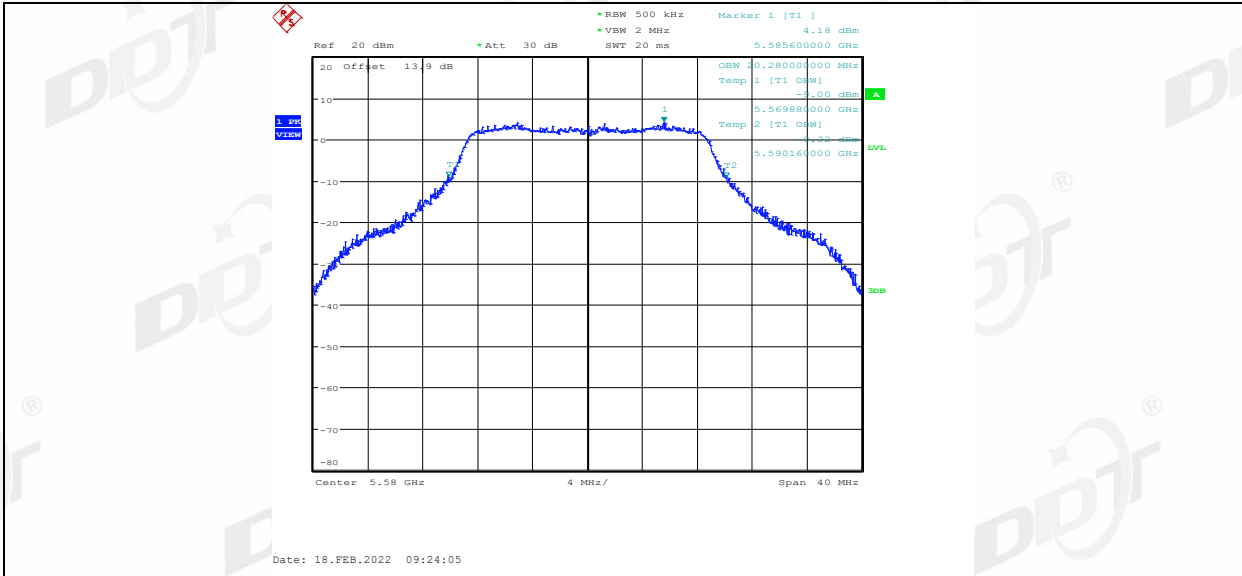
11AC20SISO\_Ant1\_5320



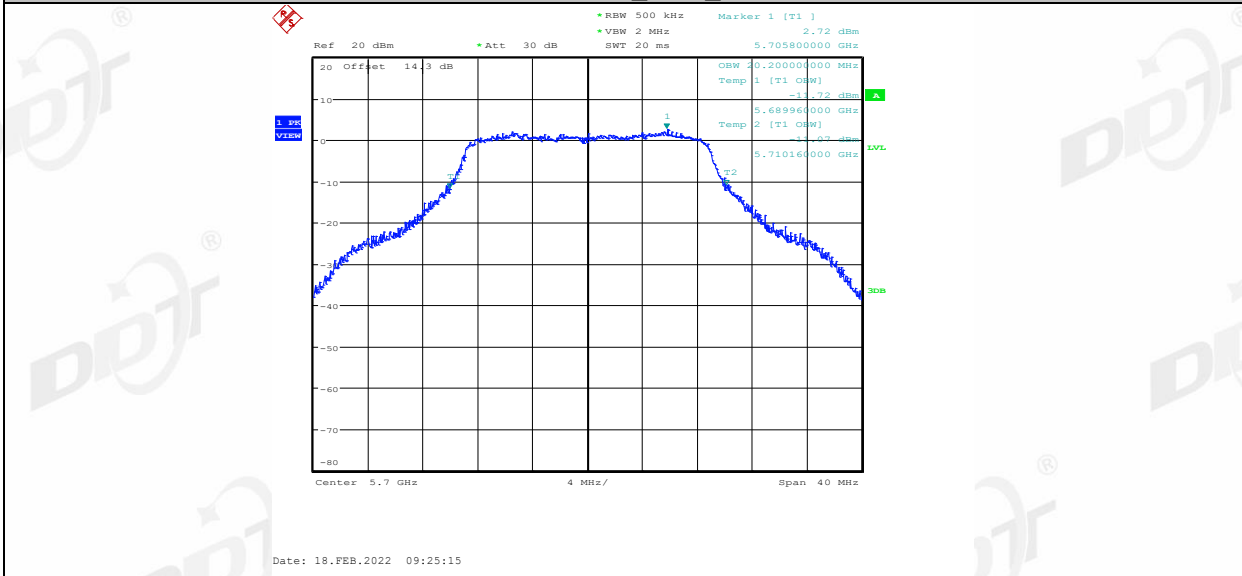
11AC20SISO\_Ant1\_5500



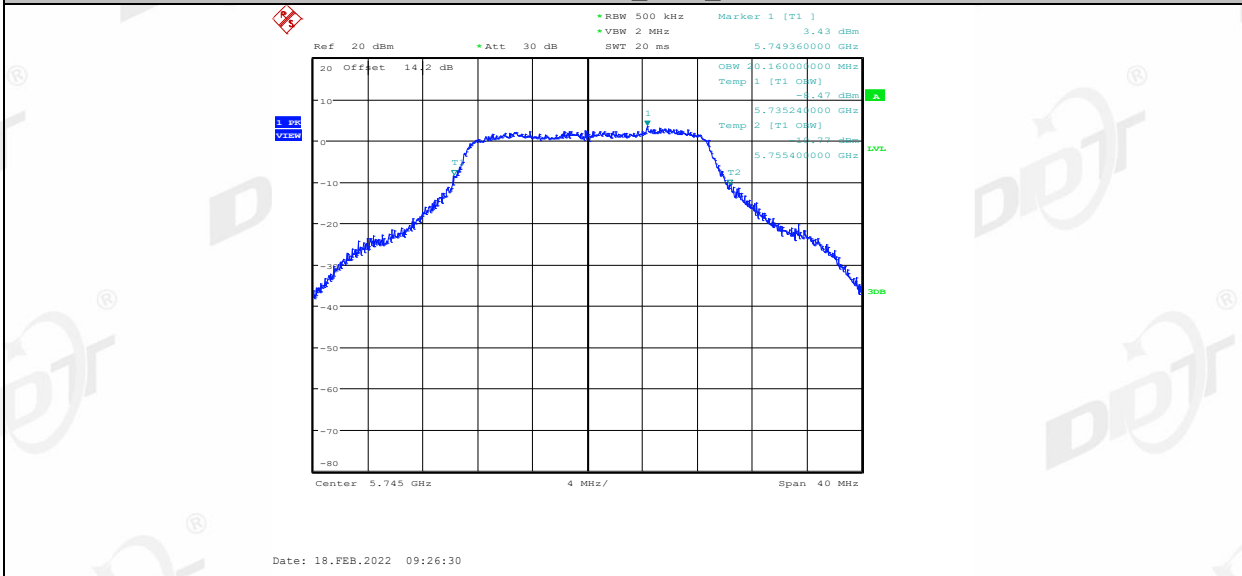
11AC20SISO\_Ant1\_5580



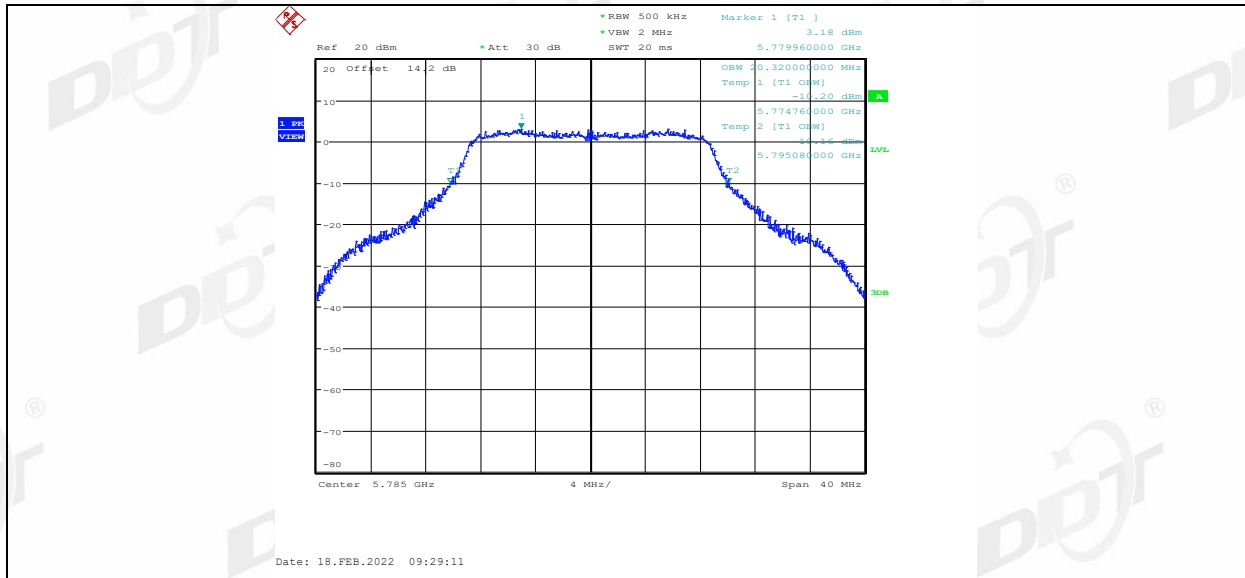
11AC20SISO\_Ant1\_5700



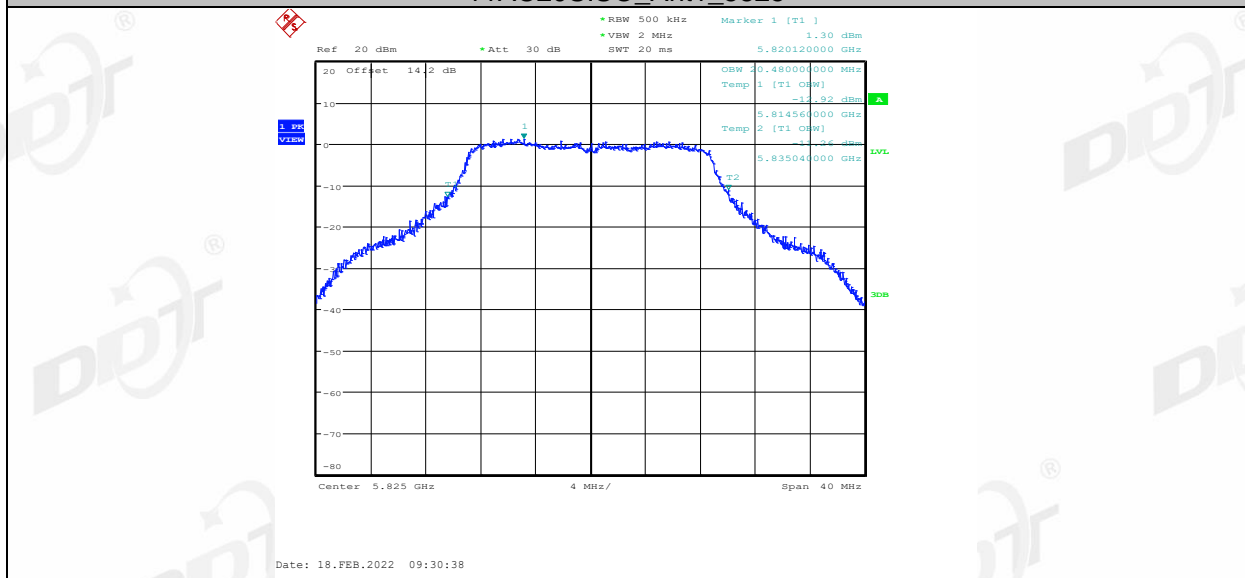
11AC20SISO\_Ant1\_5745



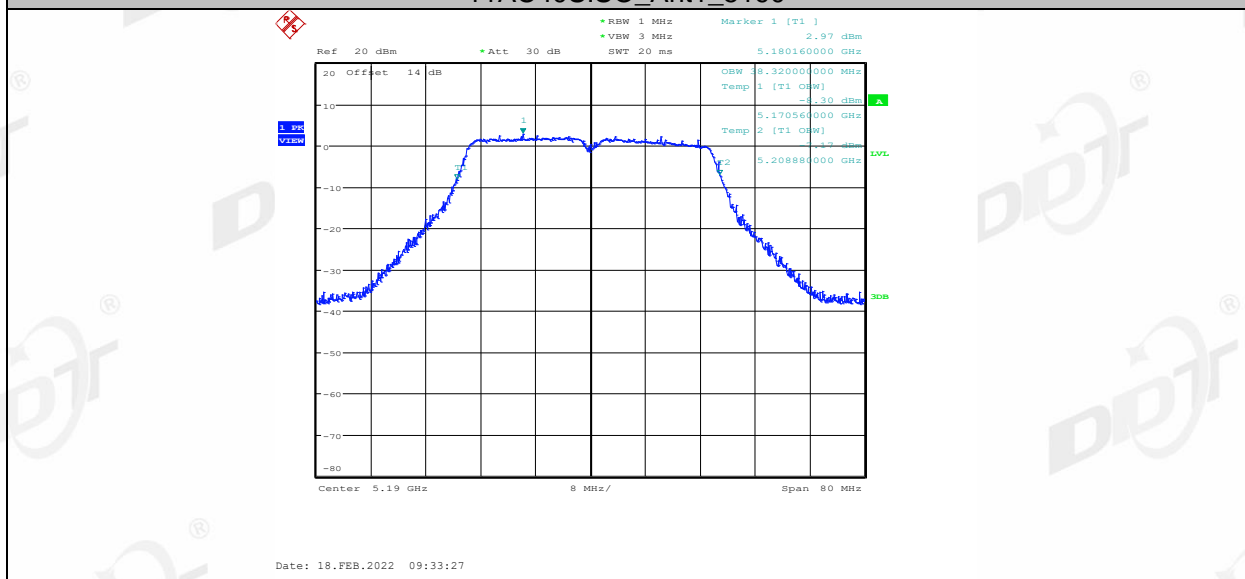
11AC20SISO\_Ant1\_5785



11AC20SISO\_Ant1\_5825

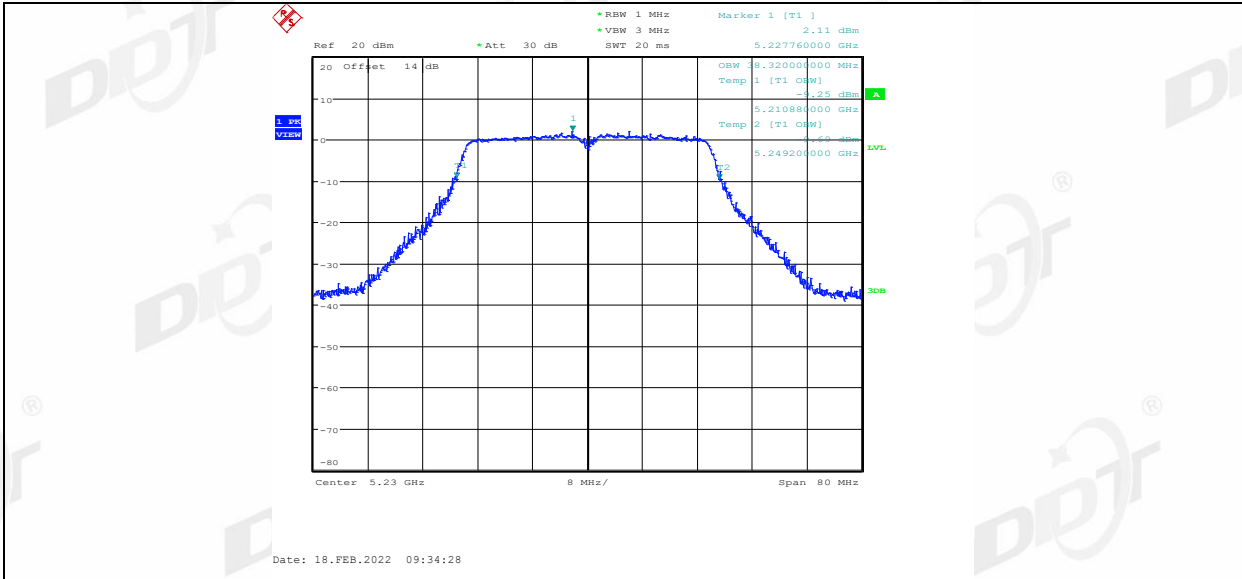


11AC40SISO\_Ant1\_5190

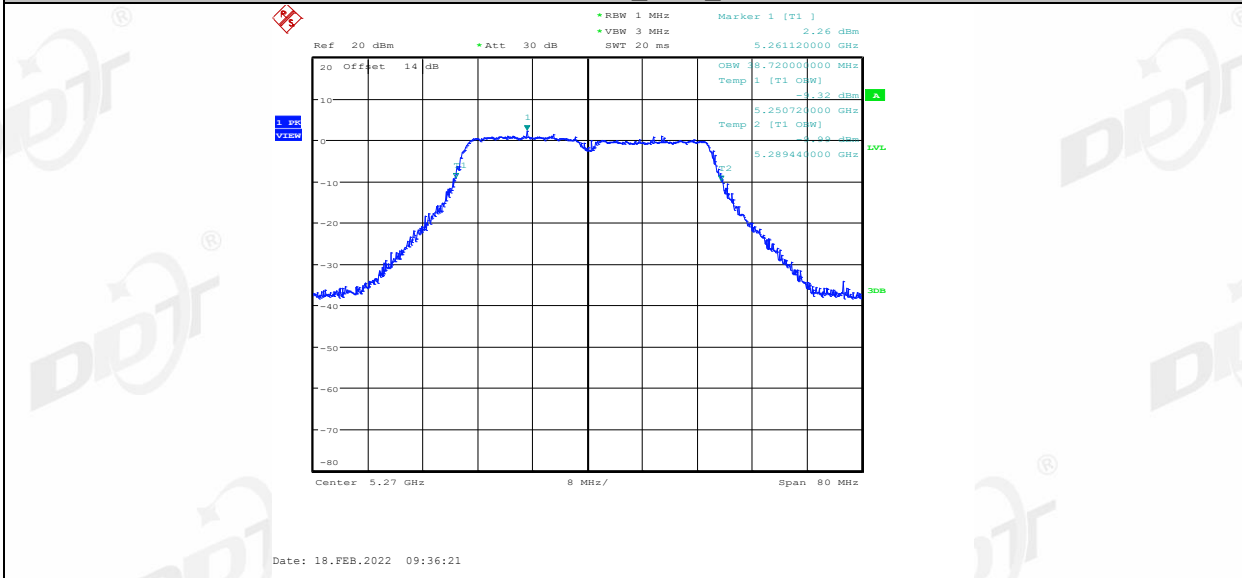


11AC40SISO\_Ant1\_5230

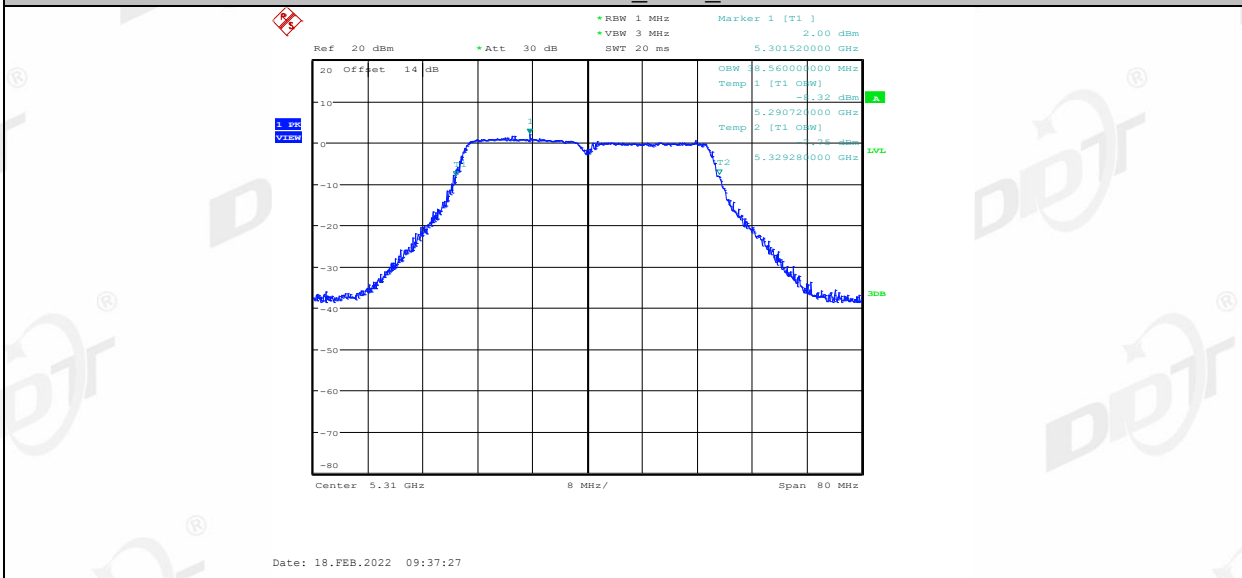




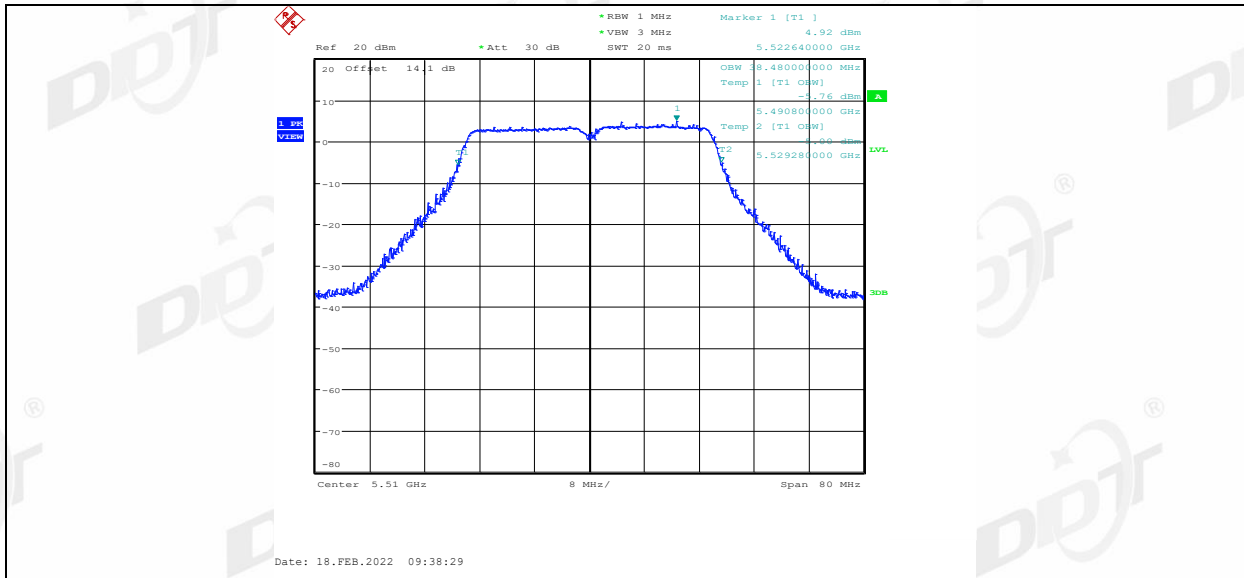
11AC40SISO\_Ant1\_5270



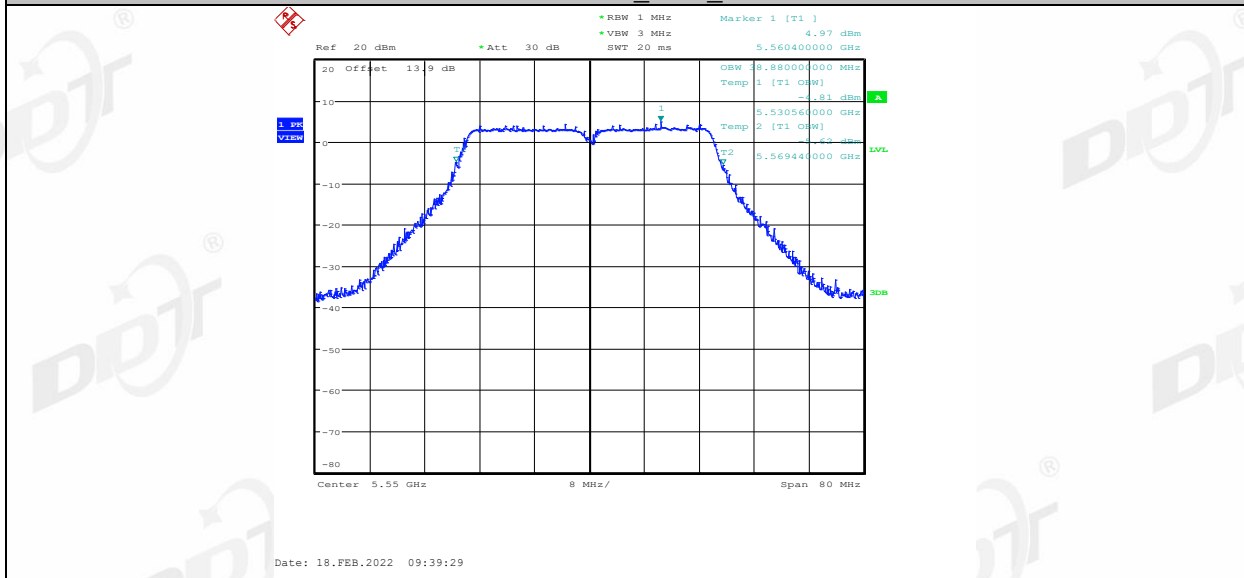
11AC40SISO\_Ant1\_5310



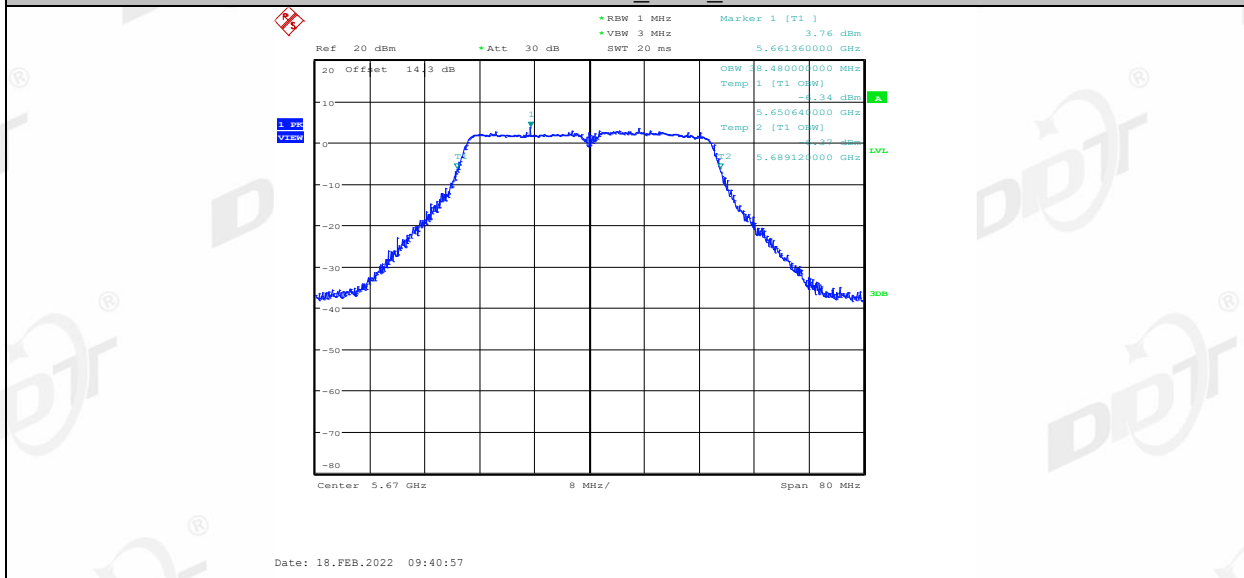
11AC40SISO\_Ant1\_5510



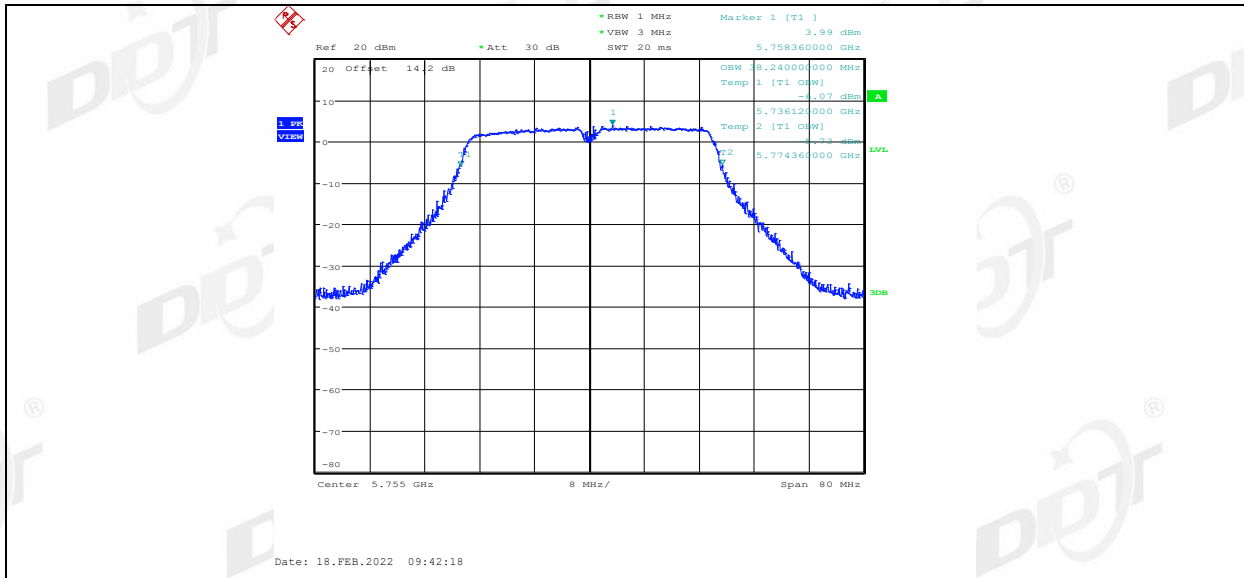
11AC40SISO\_Ant1\_5550



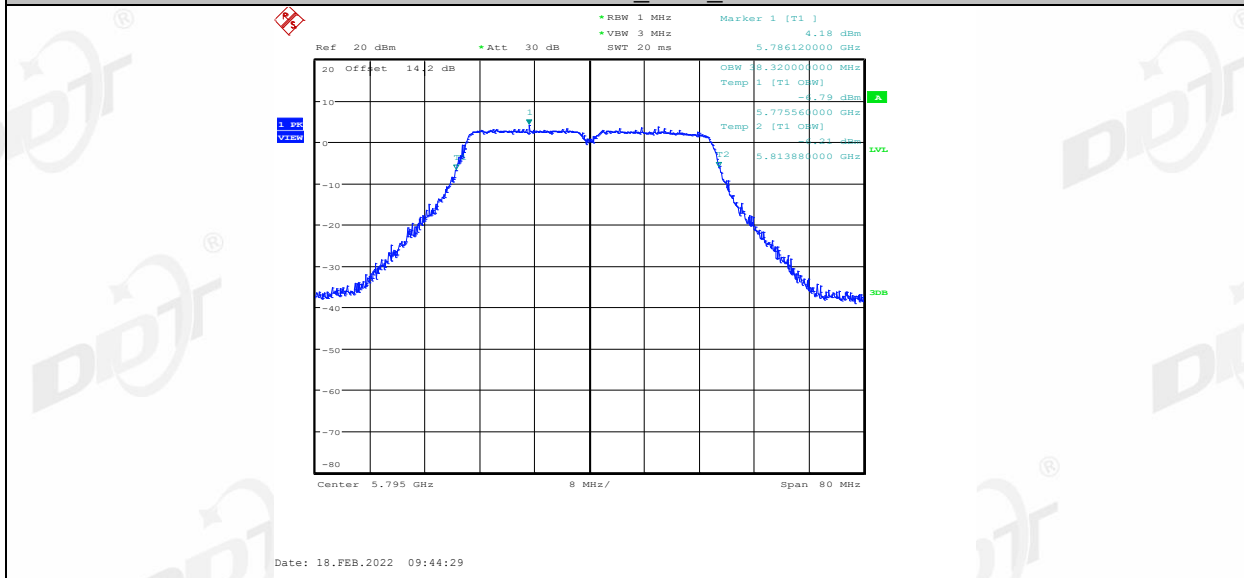
11AC40SISO\_Ant1\_5670



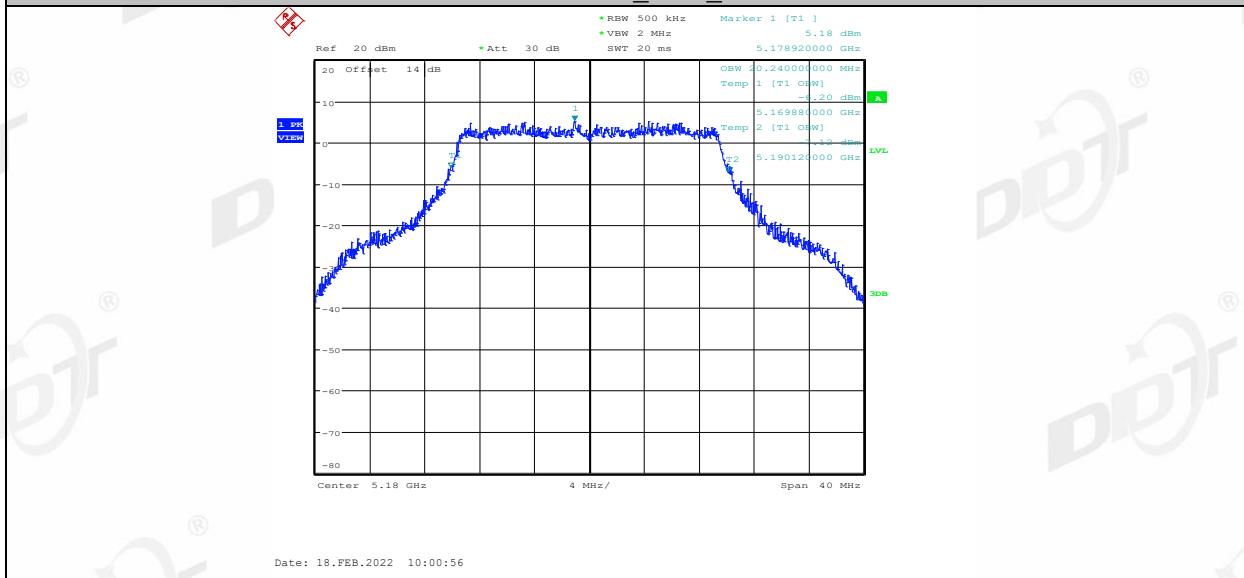
11AC40SISO\_Ant1\_5755



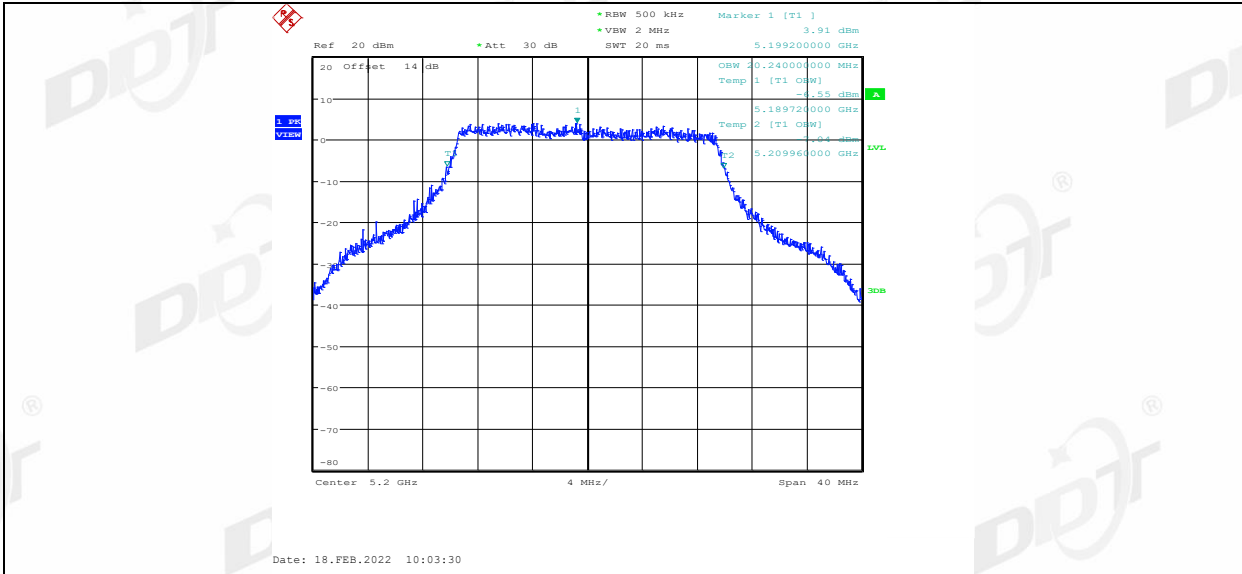
11AC40SISO\_Ant1\_5795



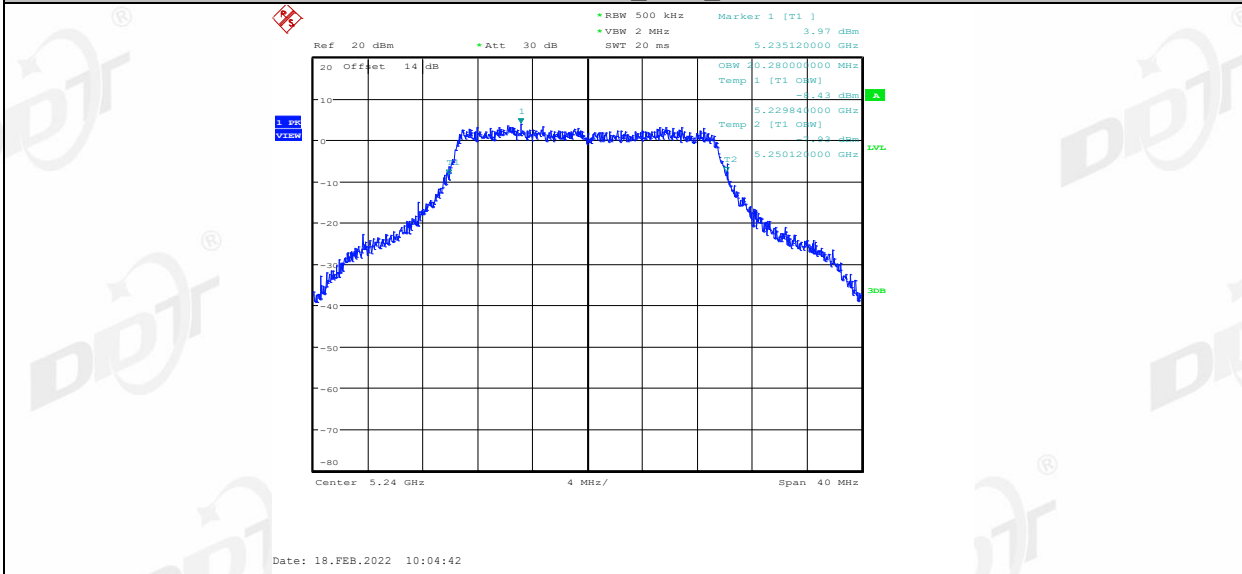
11AX20SISO\_Ant1\_5180



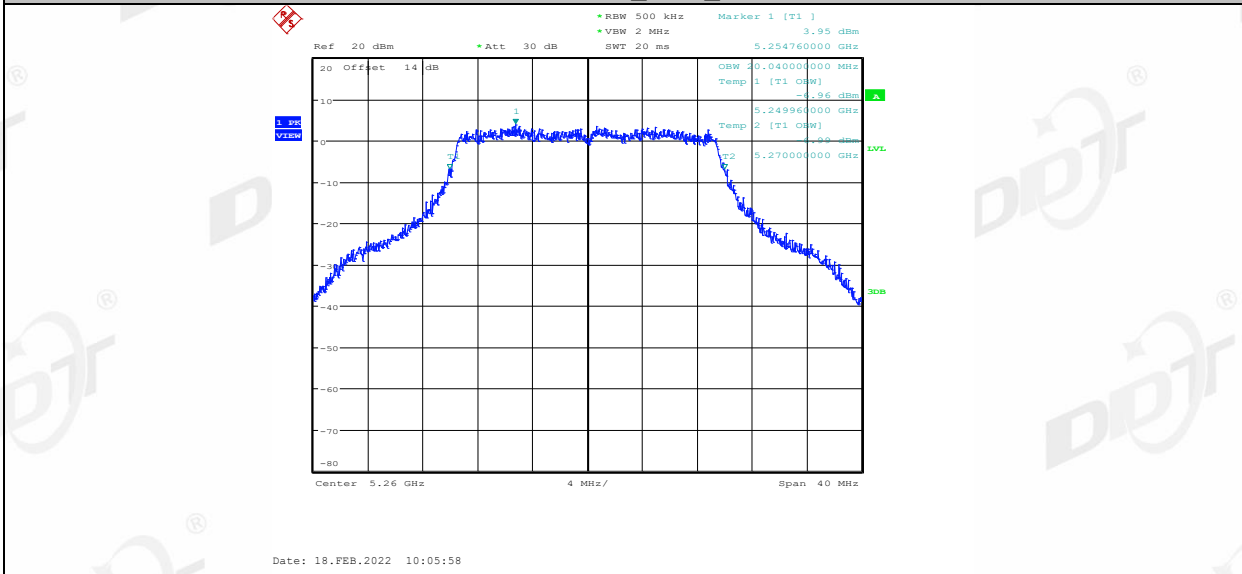
11AX20SISO\_Ant1\_5200



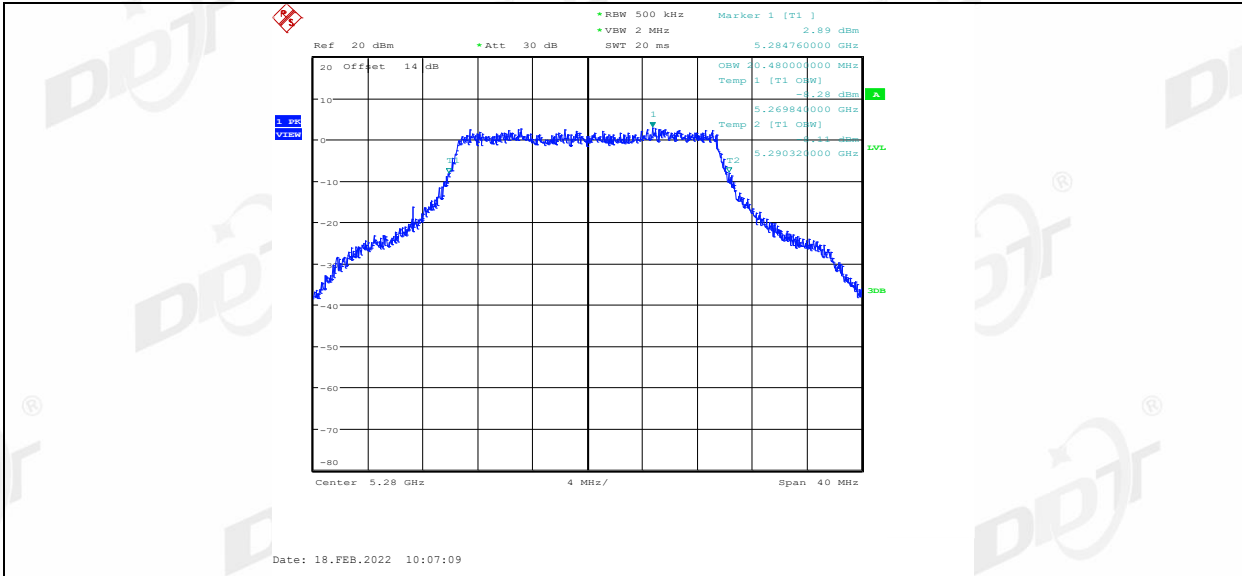
11AX20SISO\_Ant1\_5240



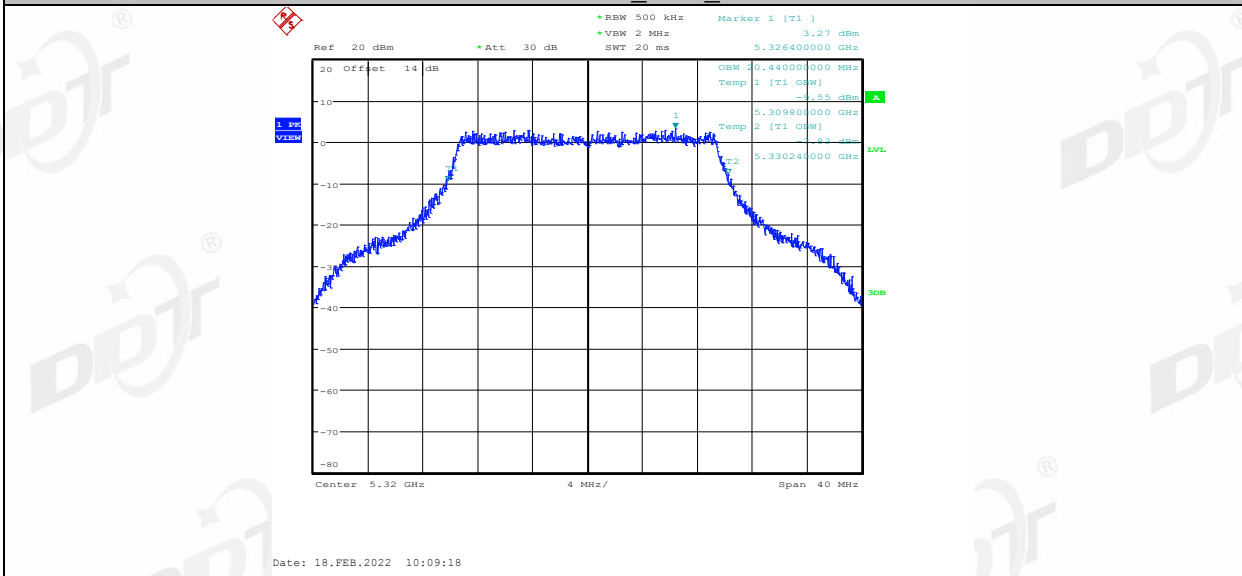
11AX20SISO\_Ant1\_5260



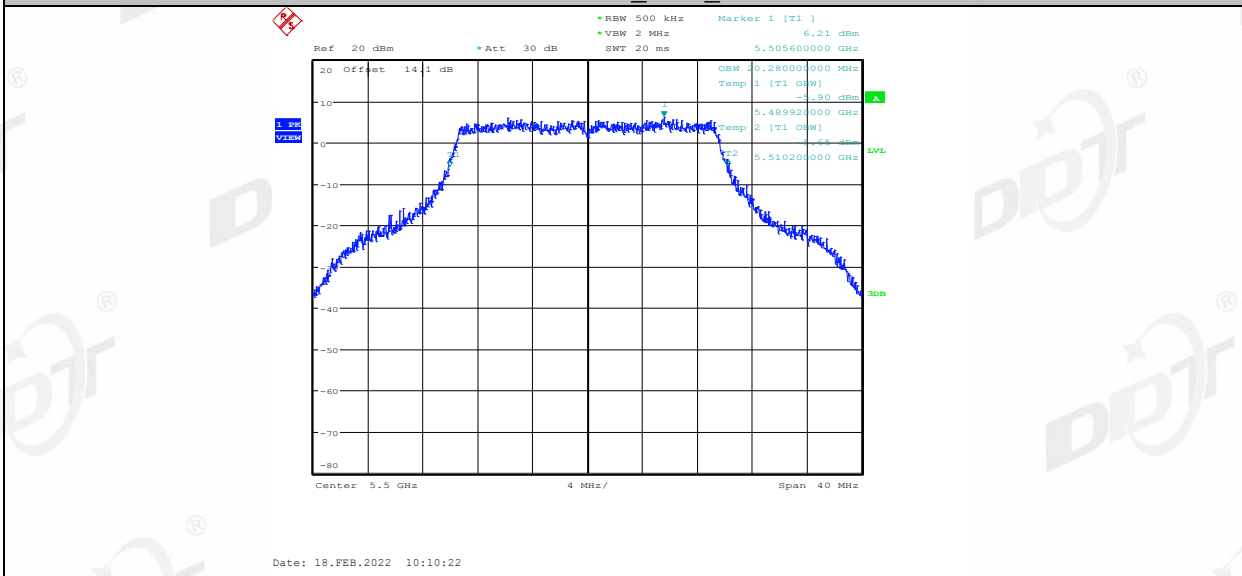
11AX20SISO\_Ant1\_5280



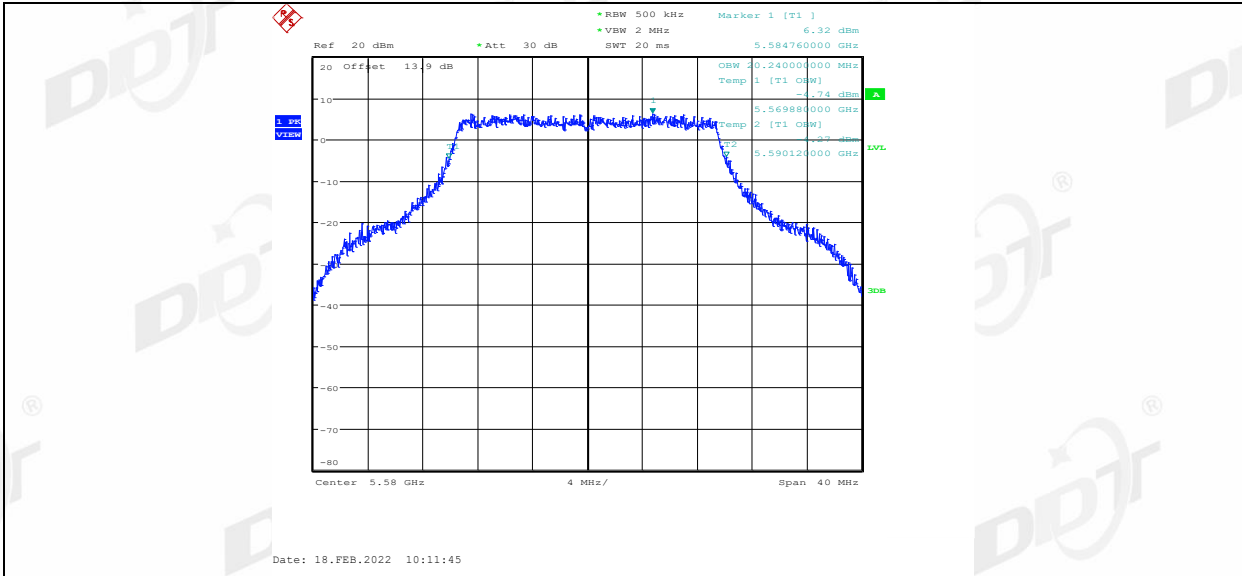
11AX20SISO\_Ant1\_5320



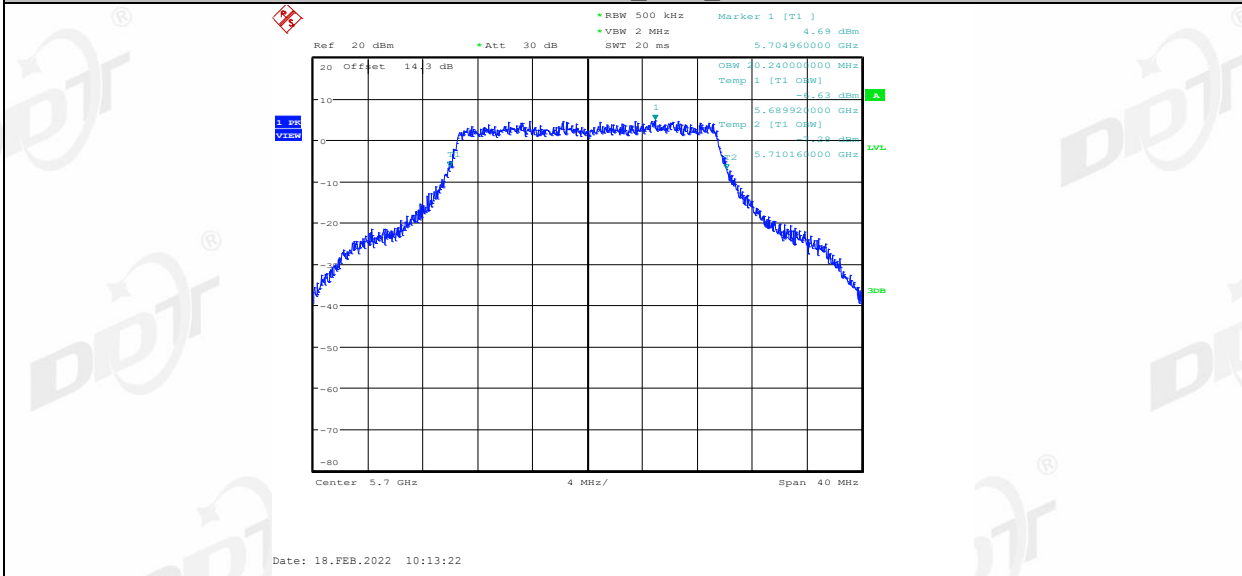
11AX20SISO\_Ant1\_5500



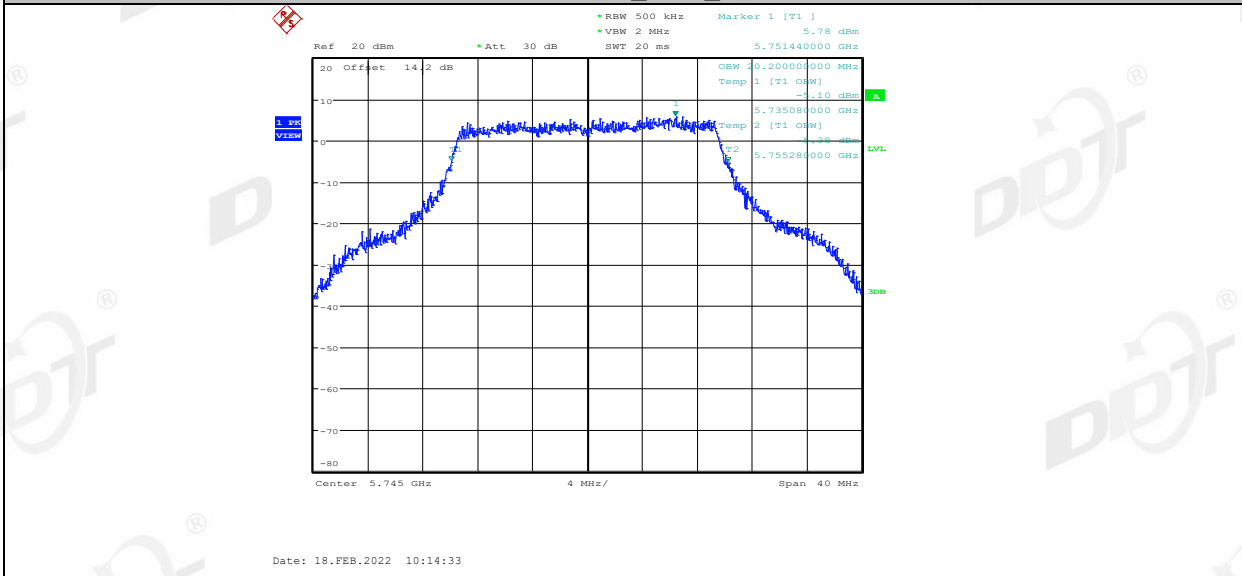
11AX20SISO\_Ant1\_5580



11AX20SISO\_Ant1\_5700

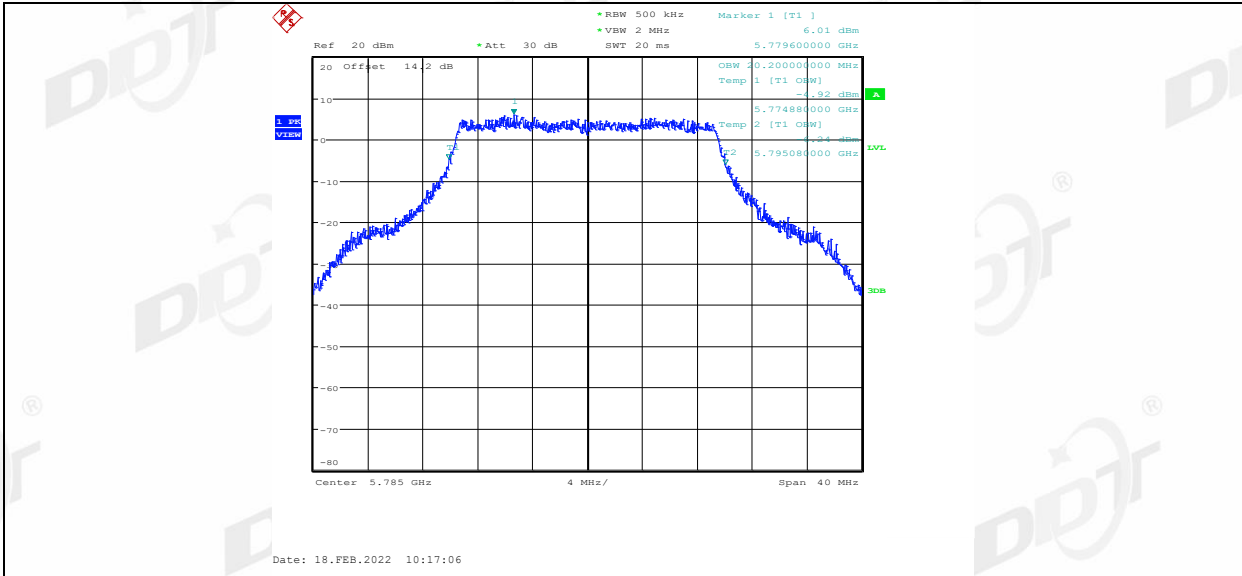


11AX20SISO\_Ant1\_5745

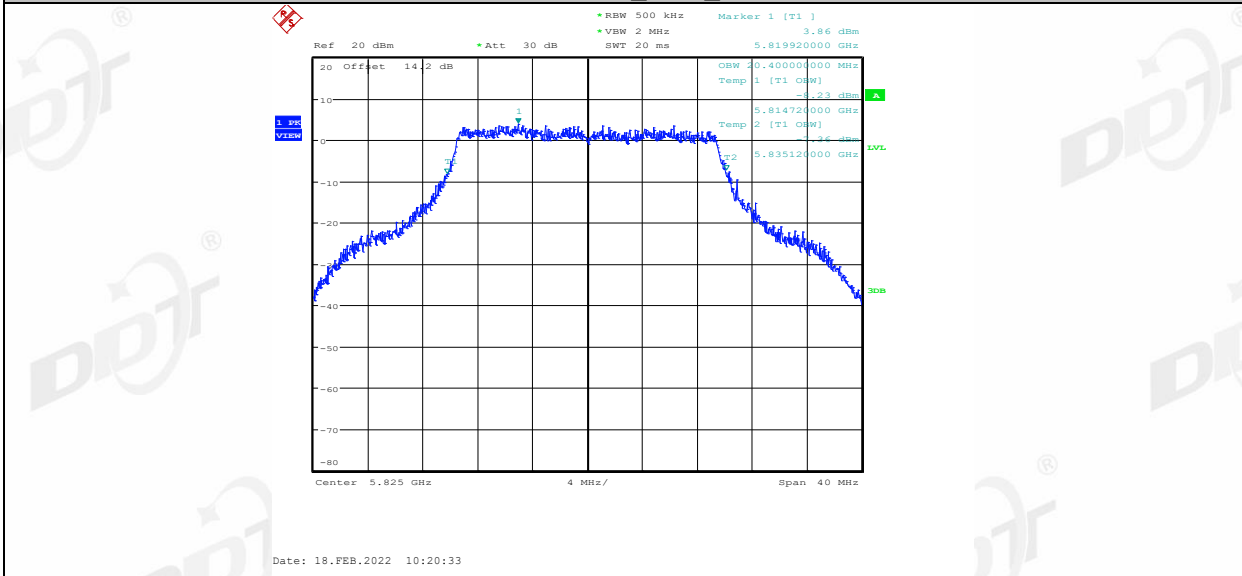


11AX20SISO\_Ant1\_5785

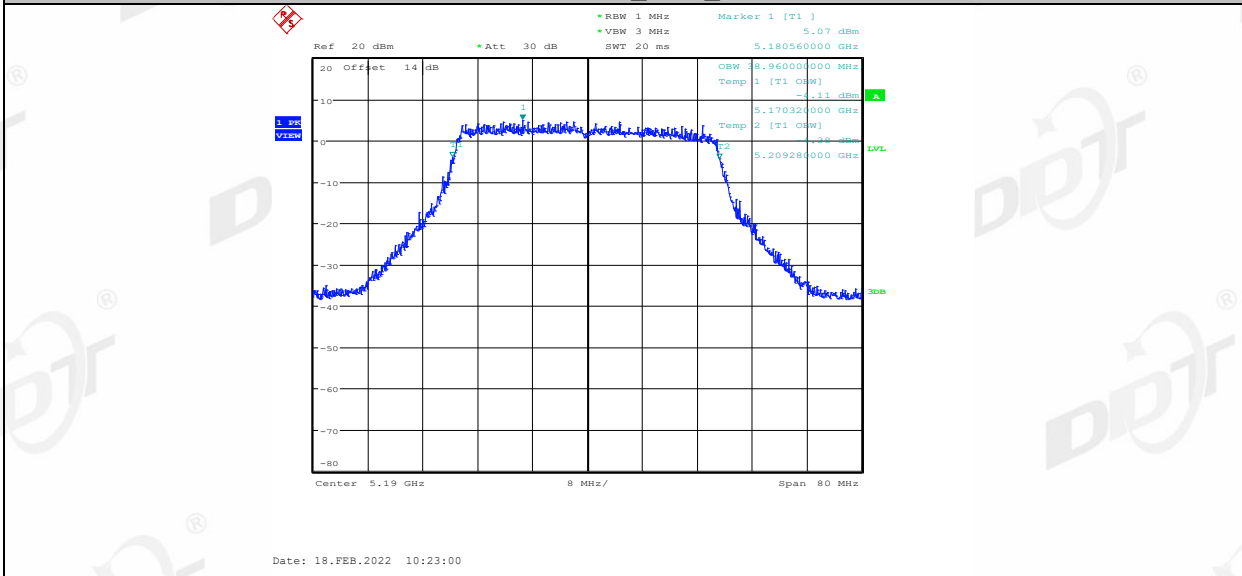




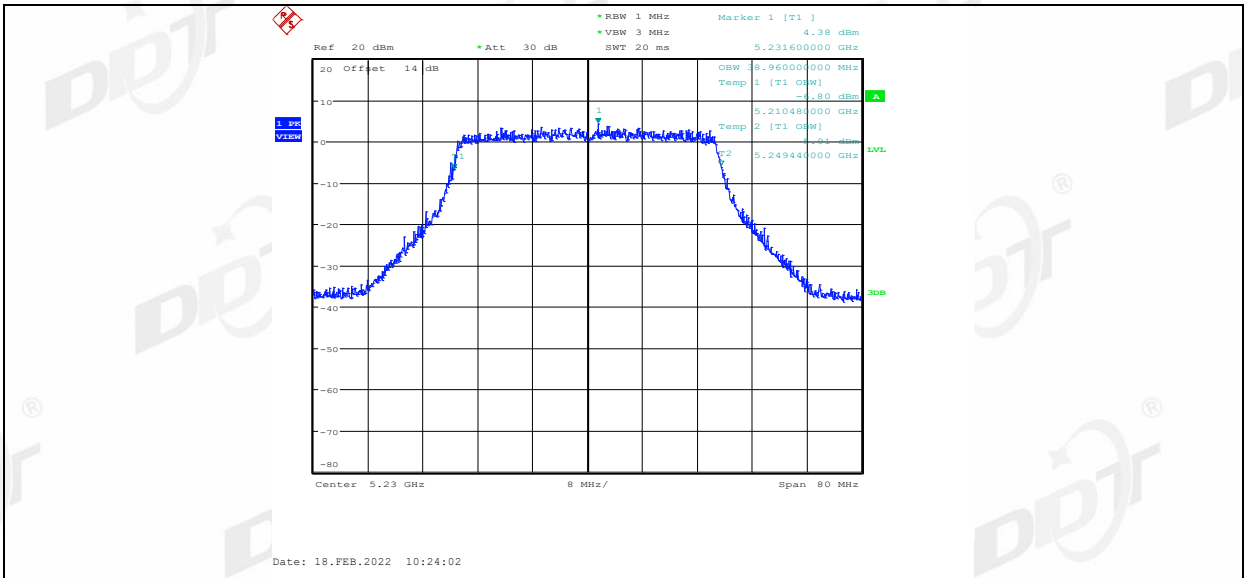
11AX20SISO\_Ant1\_5825



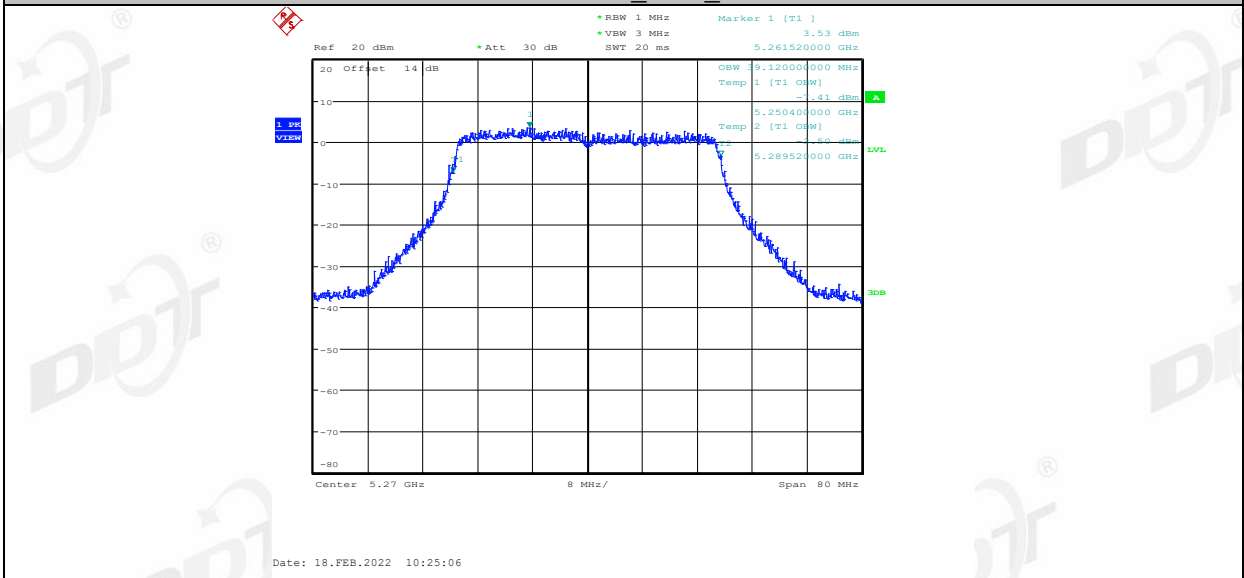
11AX40SISO\_Ant1\_5190



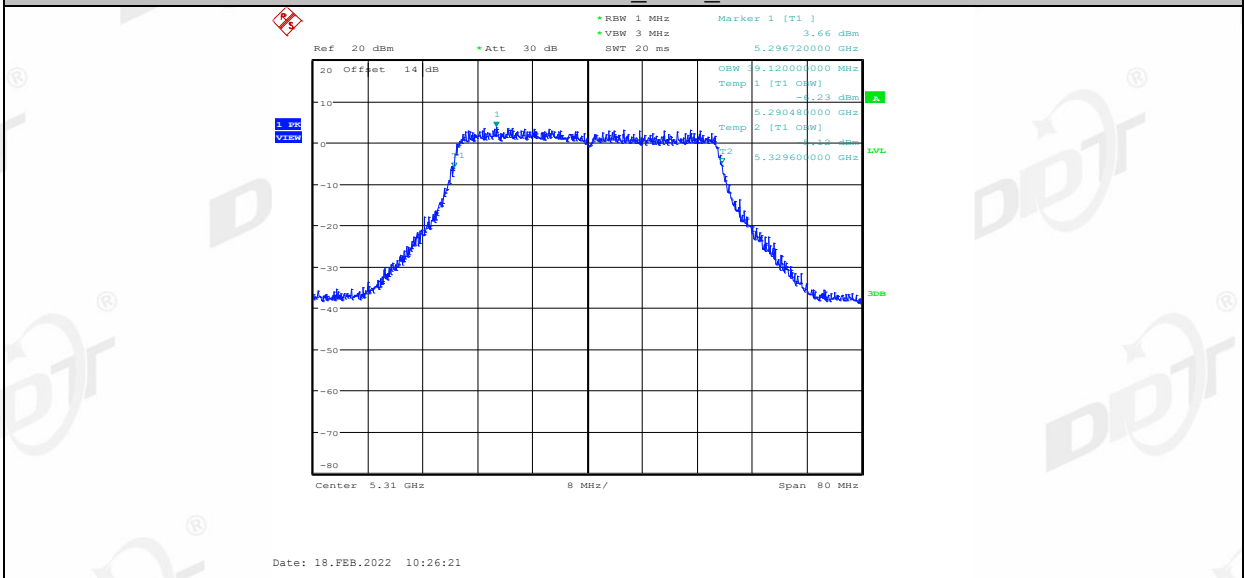
11AX40SISO\_Ant1\_5230



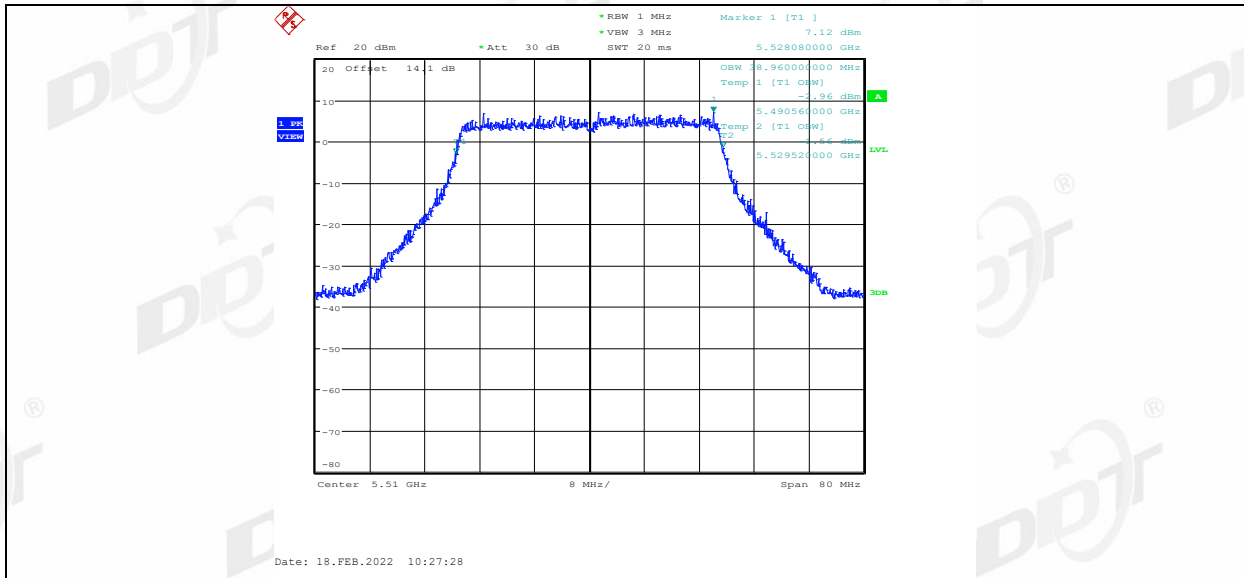
11AX40SISO\_Ant1\_5270



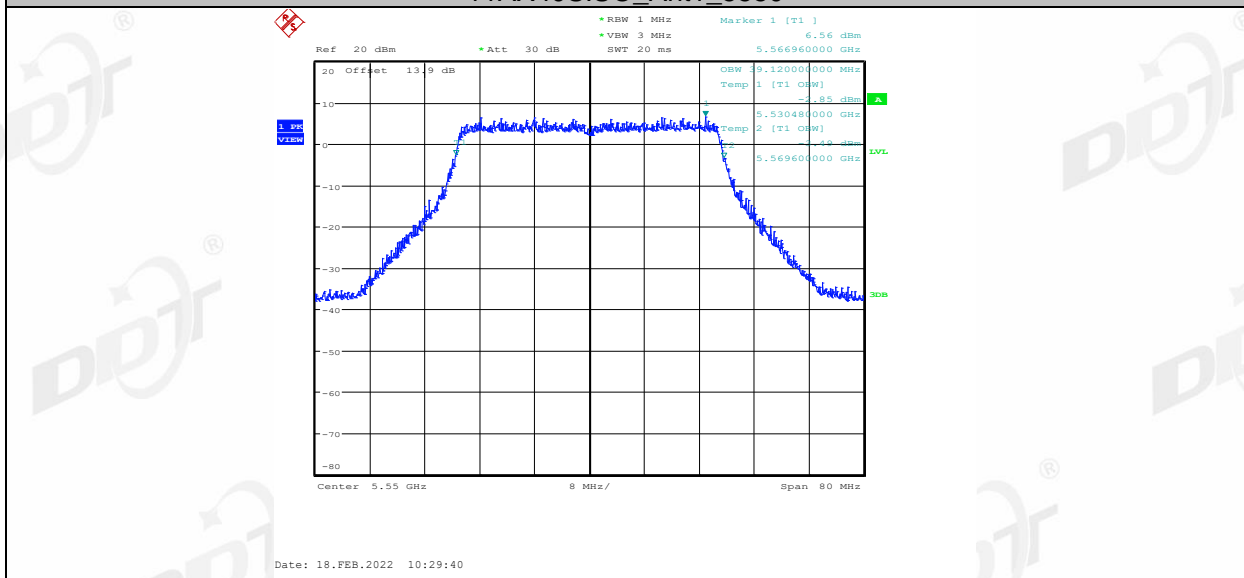
11AX40SISO\_Ant1\_5310



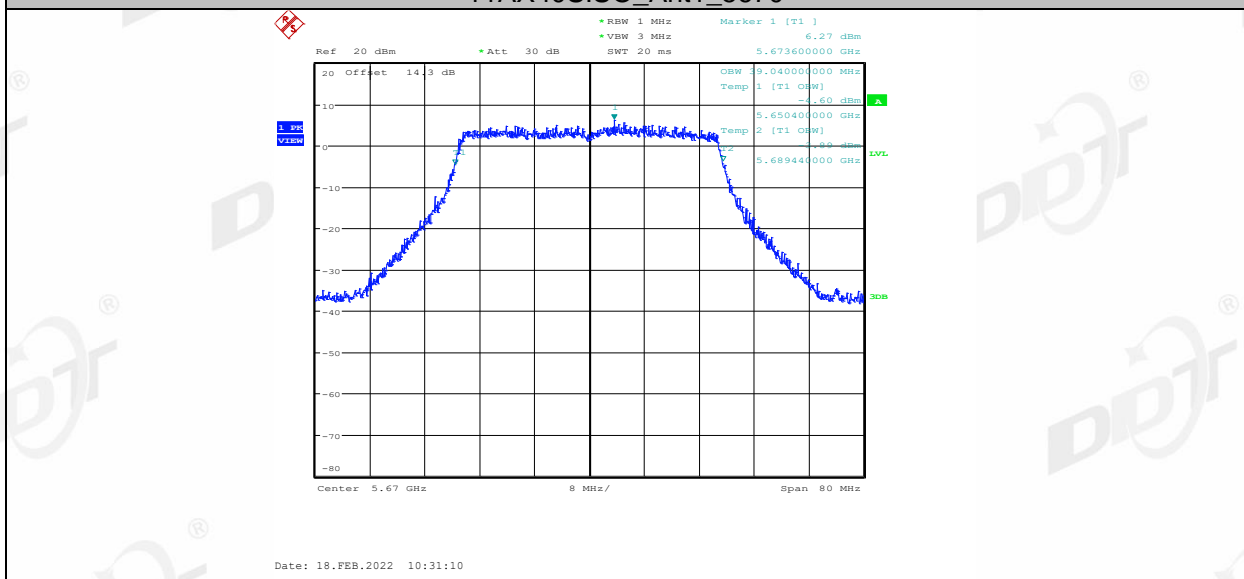
11AX40SISO\_Ant1\_5510



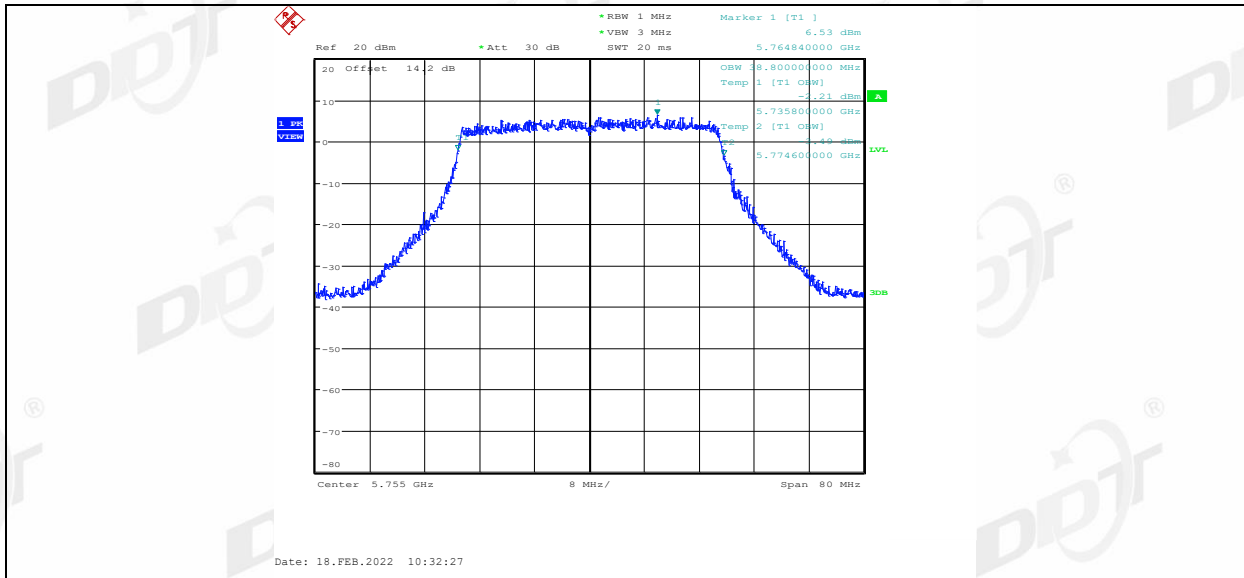
11AX40SISO\_Ant1\_5550



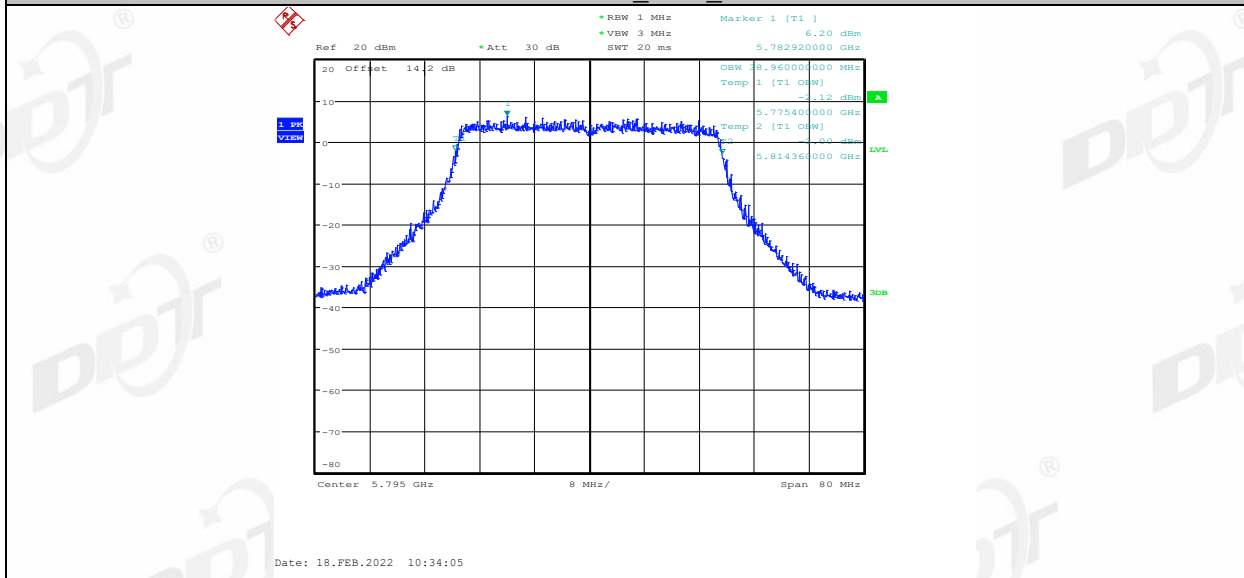
11AX40SISO\_Ant1\_5670



11AX40SISO\_Ant1\_5755

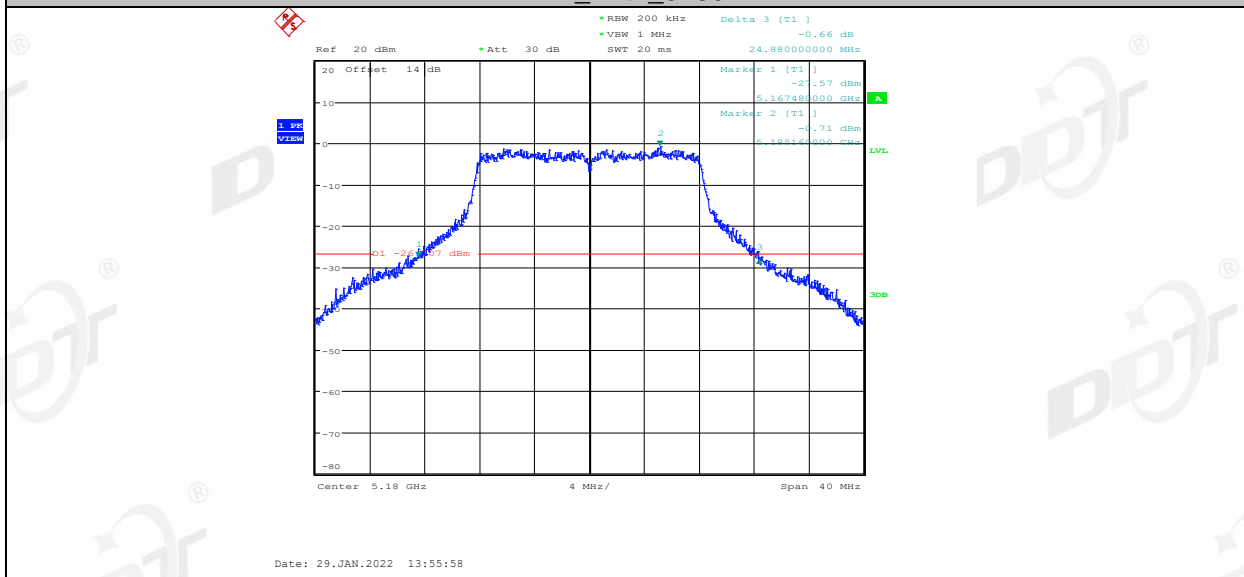


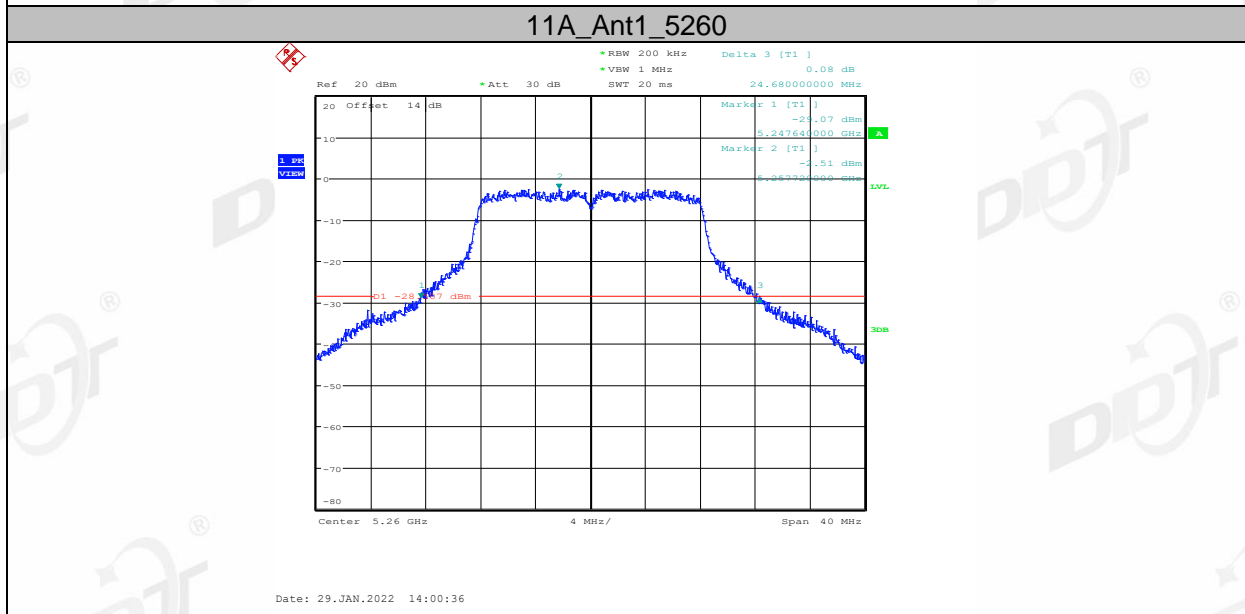
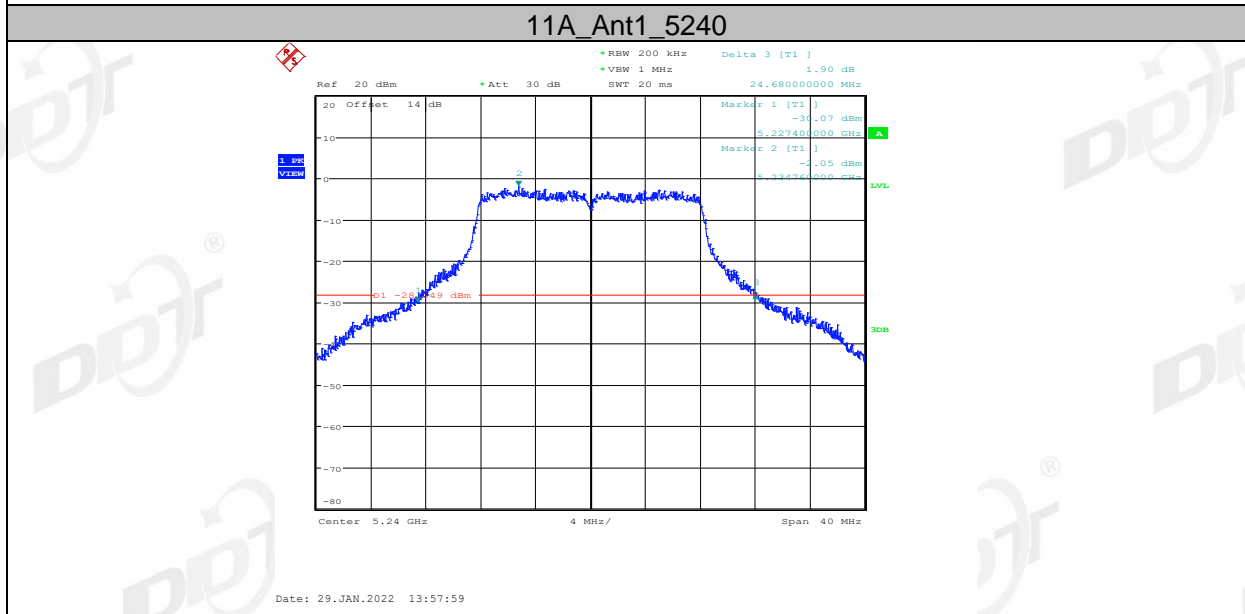
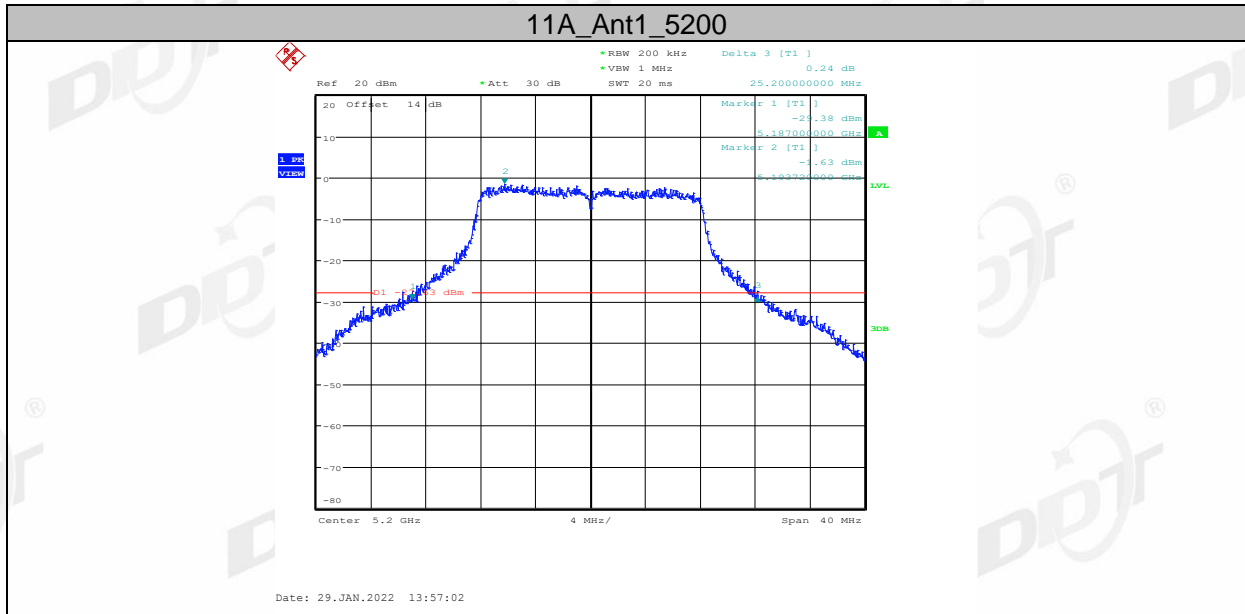
11AX40SISO\_Ant1\_5795



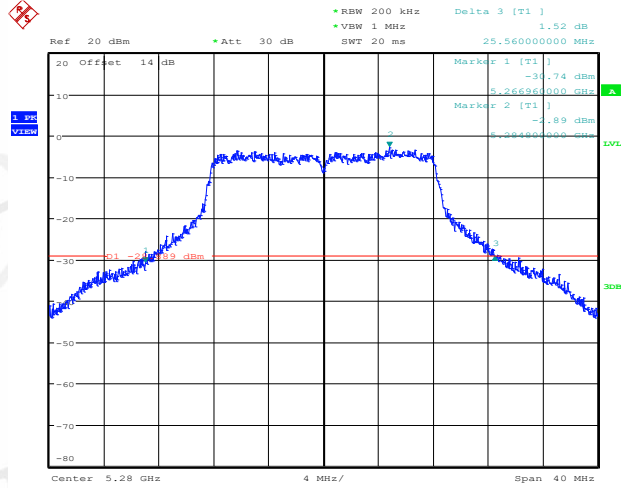
26db EBW:

11A\_Ant1\_5180



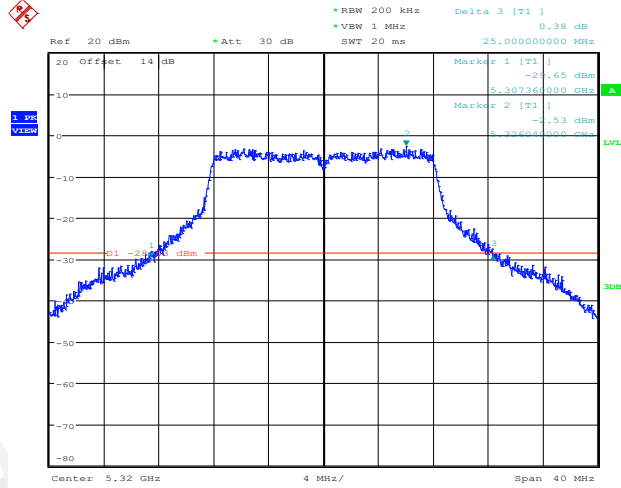


### 11A\_Ant1\_5280



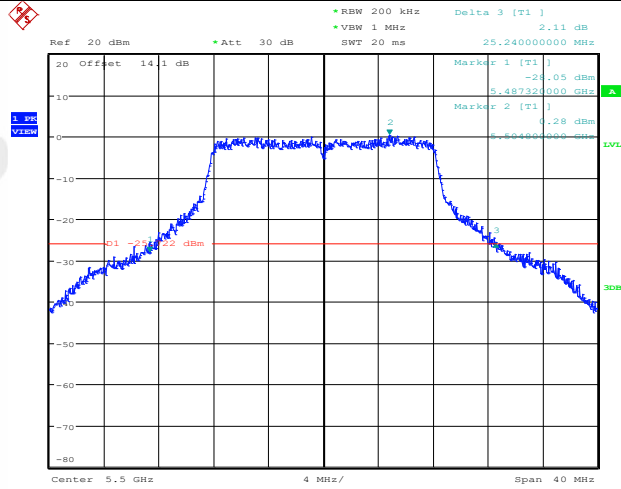
Date: 29.JAN.2022 14:01:06

### 11A\_Ant1\_5320



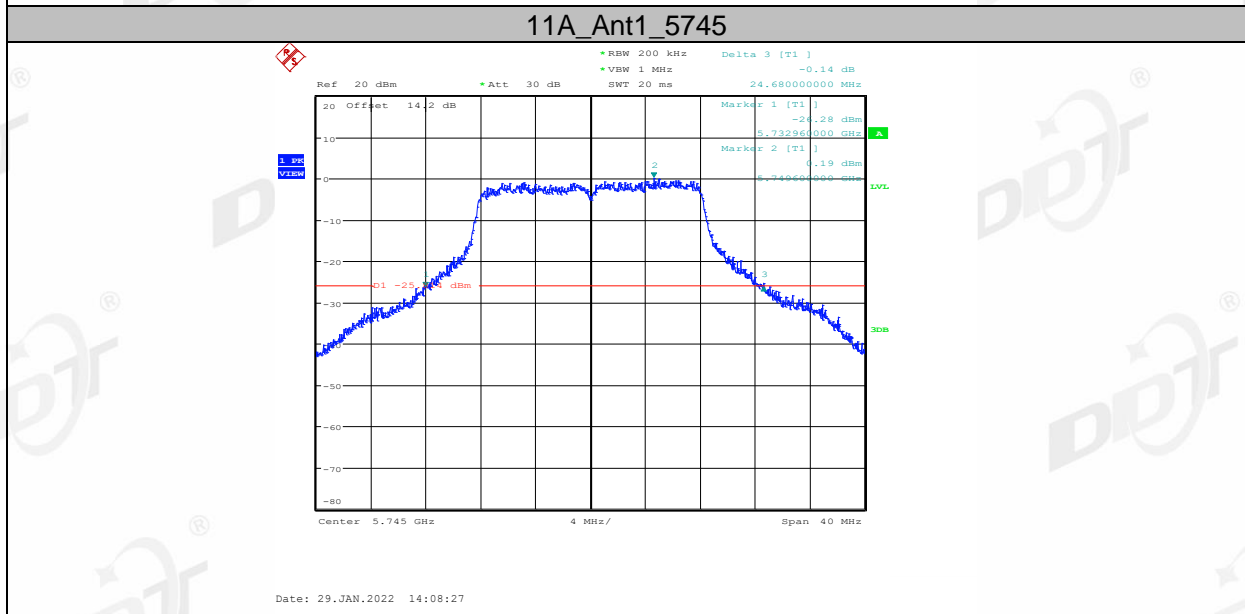
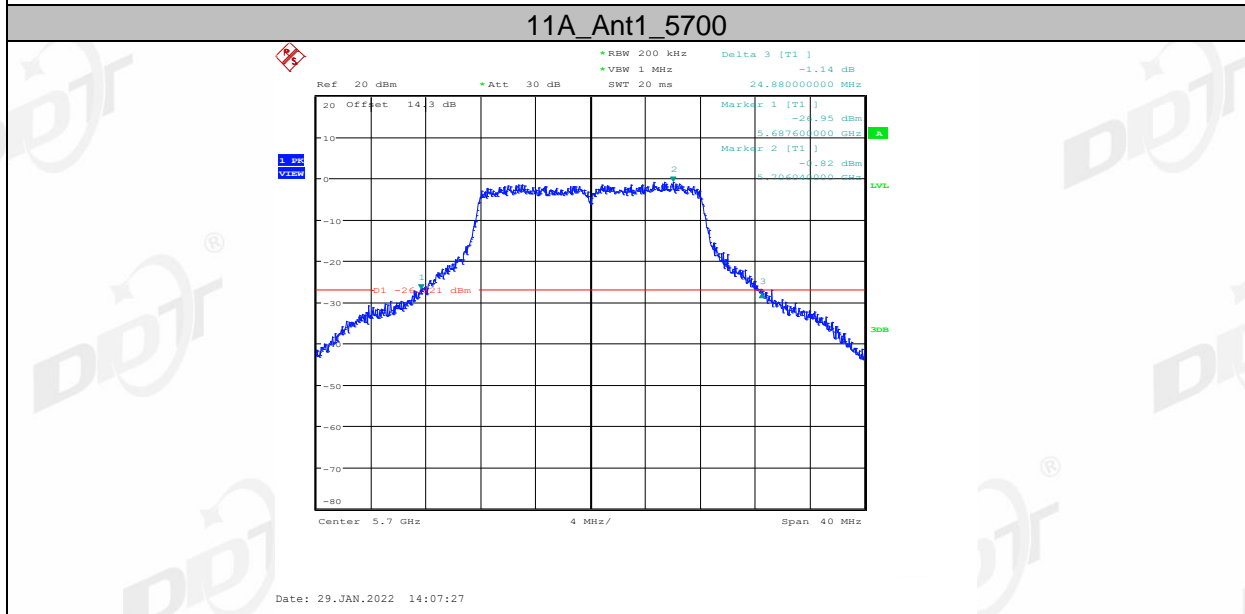
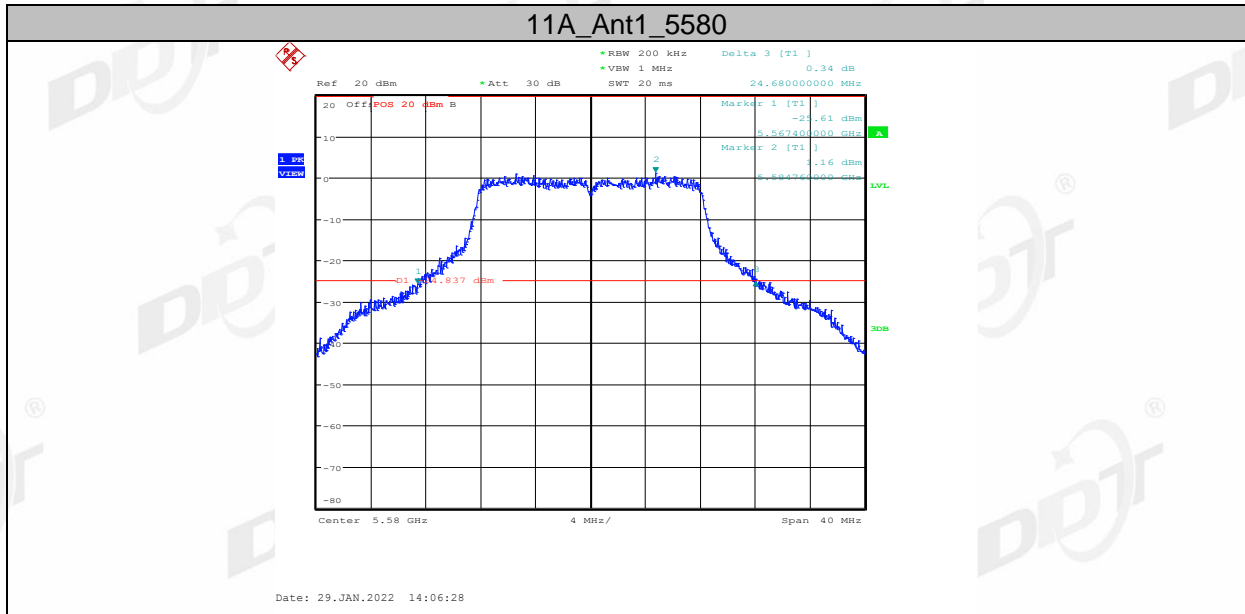
Date: 29.JAN.2022 14:02:13

### 11A\_Ant1\_5500

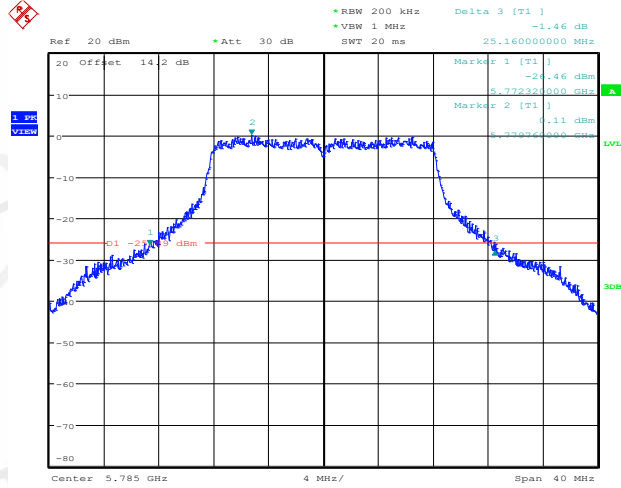


Date: 29.JAN.2022 14:05:03



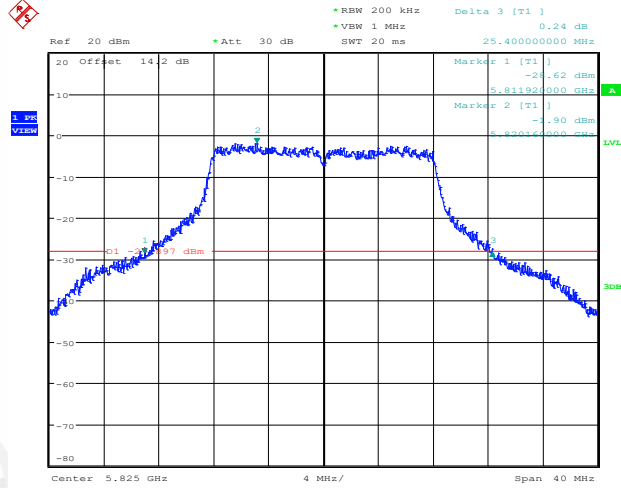


### 11A\_Ant1\_5785



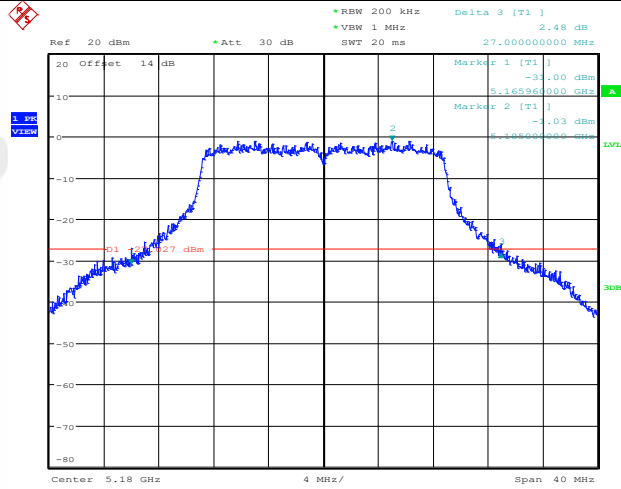
Date: 29.JAN.2022 14:10:14

### 11A\_Ant1\_5825



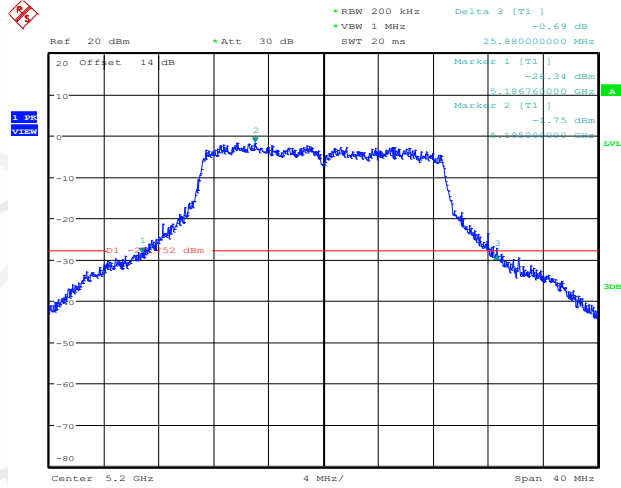
Date: 29.JAN.2022 14:11:32

### 11N20SISO\_Ant1\_5180



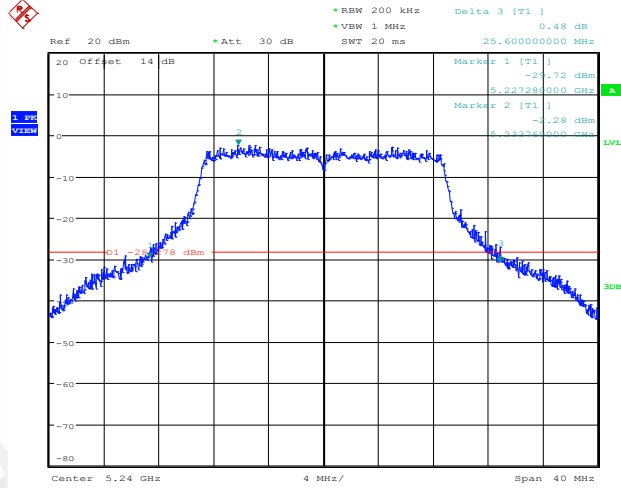
Date: 29.JAN.2022 14:15:45

11N20SISO\_Ant1\_5200



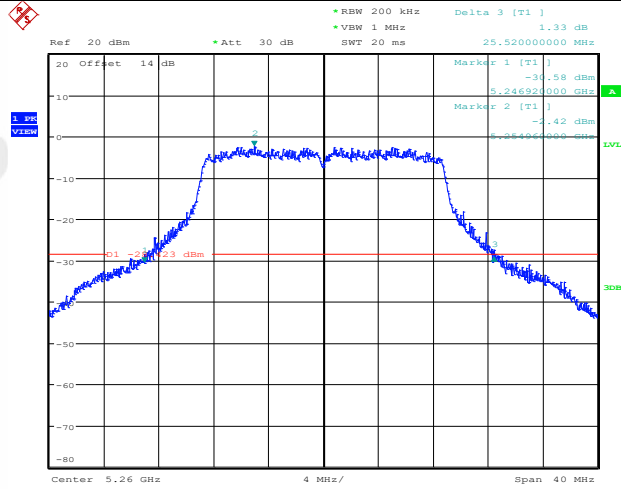
Date: 29.JAN.2022 14:16:46

11N20SISO\_Ant1\_5240



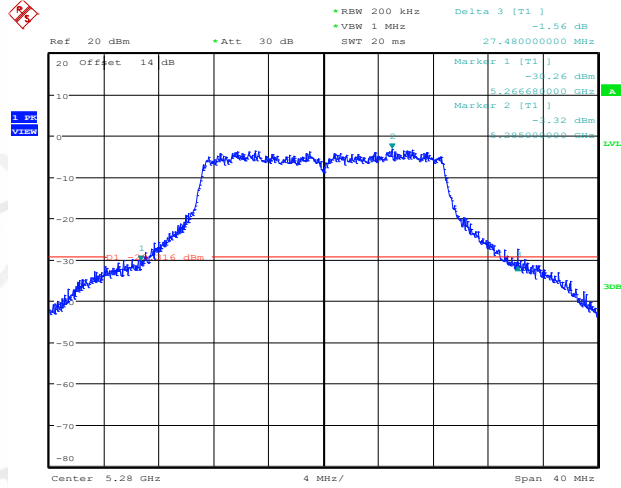
Date: 29.JAN.2022 14:17:52

11N20SISO\_Ant1\_5260



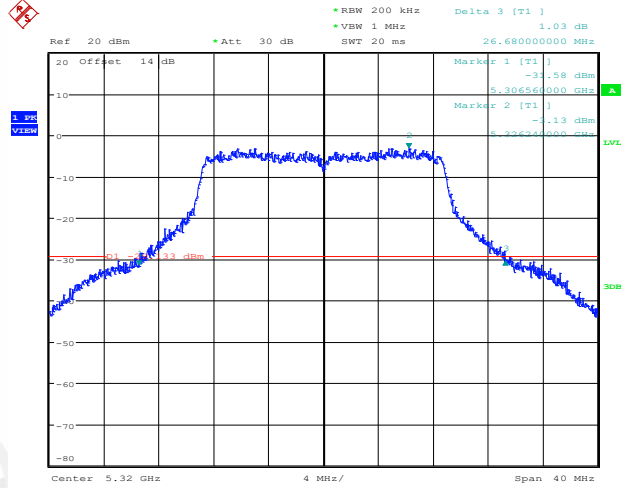
Date: 29.JAN.2022 14:18:48

### 11N20SISO\_Ant1\_5280



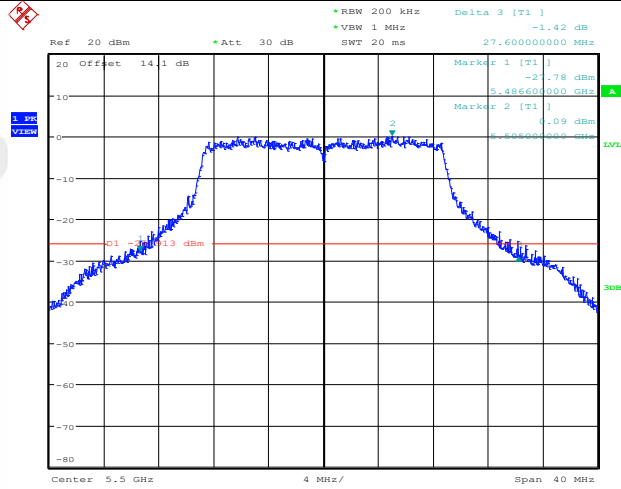
Date: 29.JAN.2022 14:19:48

### 11N20SISO\_Ant1\_5320



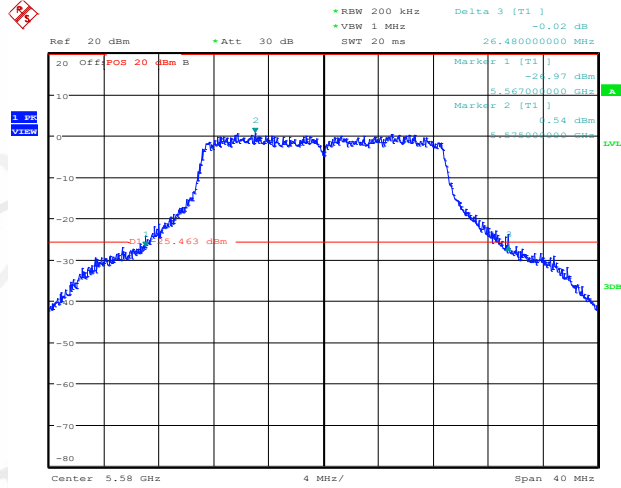
Date: 29.JAN.2022 14:21:57

### 11N20SISO\_Ant1\_5500



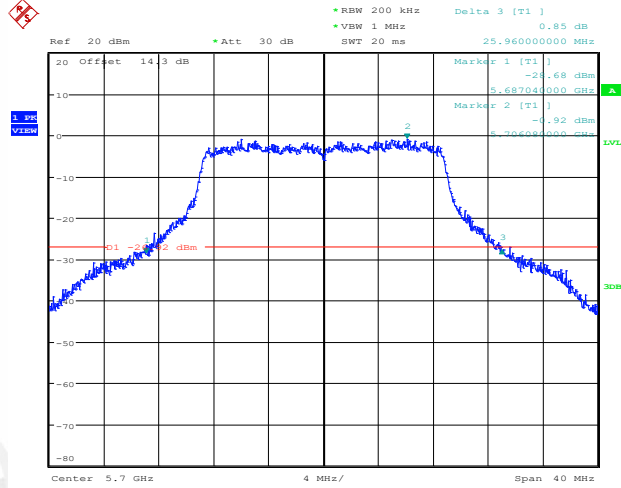
Date: 29.JAN.2022 14:23:02

11N20SISO\_Ant1\_5580



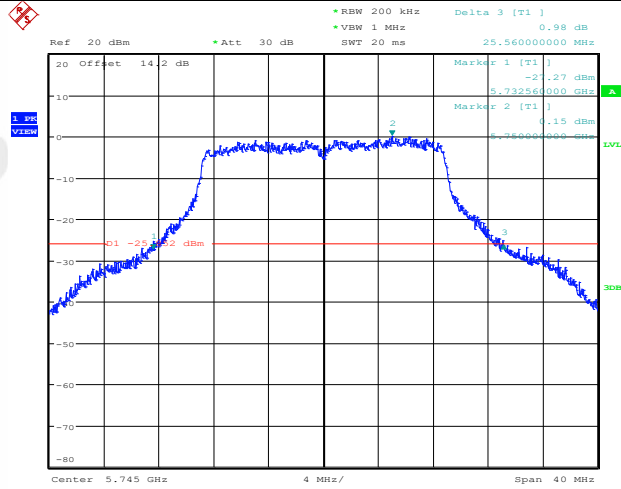
Date: 29.JAN.2022 14:24:41

11N20SISO\_Ant1\_5700



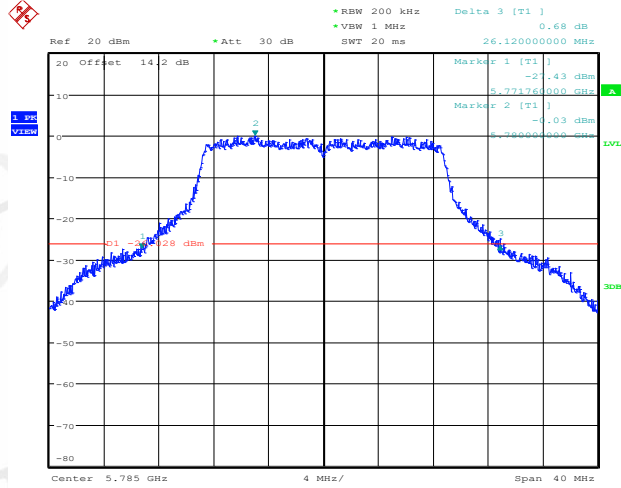
Date: 29.JAN.2022 14:28:38

11N20SISO\_Ant1\_5745



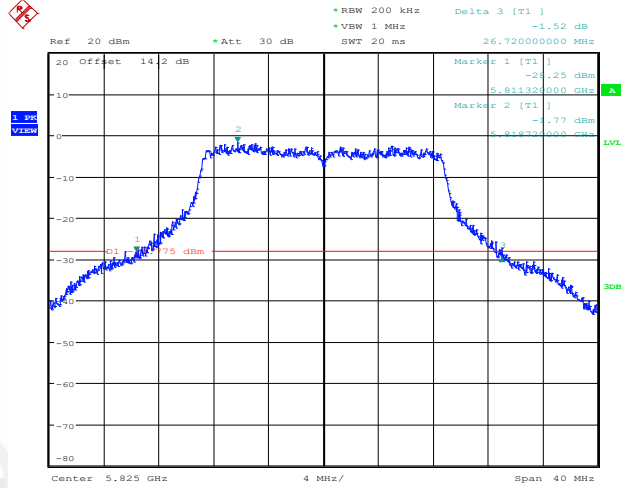
Date: 29.JAN.2022 14:30:25

11N20SISO\_Ant1\_5785



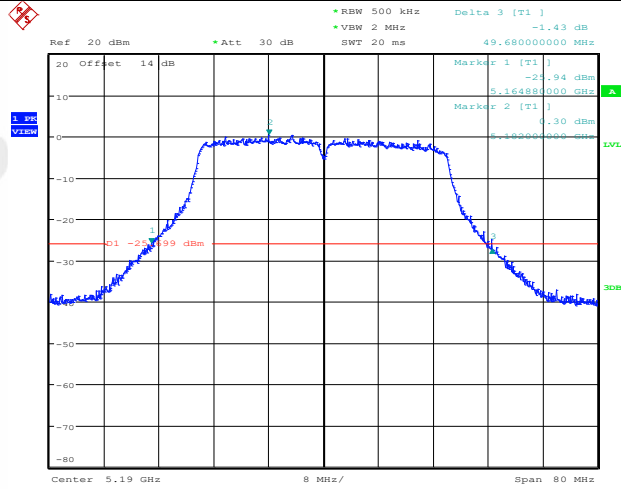
Date: 29.JAN.2022 14:31:53

11N20SISO\_Ant1\_5825



Date: 29.JAN.2022 14:33:12

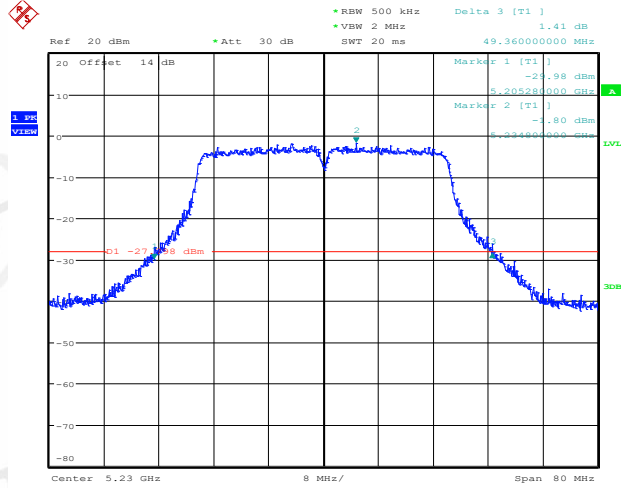
11N40SISO\_Ant1\_5190



Date: 18.FEB.2022 08:50:02

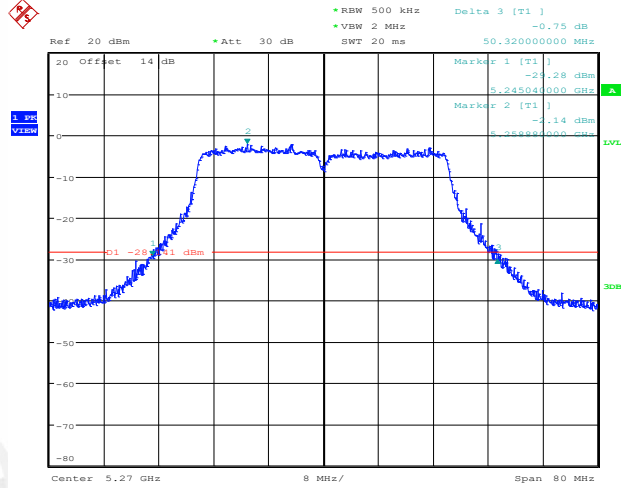


### 11N40SISO\_Ant1\_5230



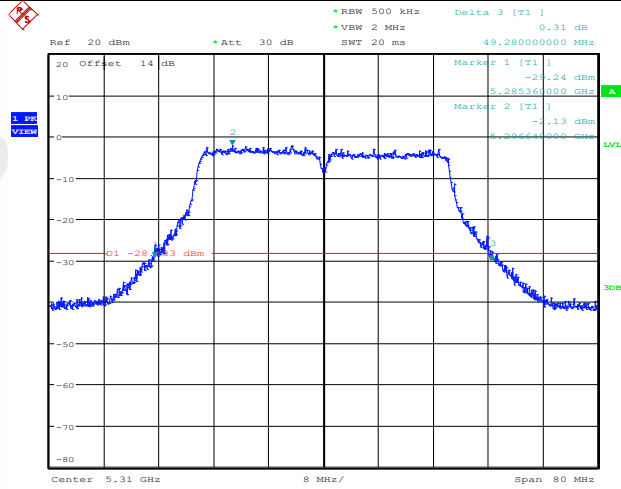
Date: 18.FEB.2022 08:52:22

### 11N40SISO\_Ant1\_5270

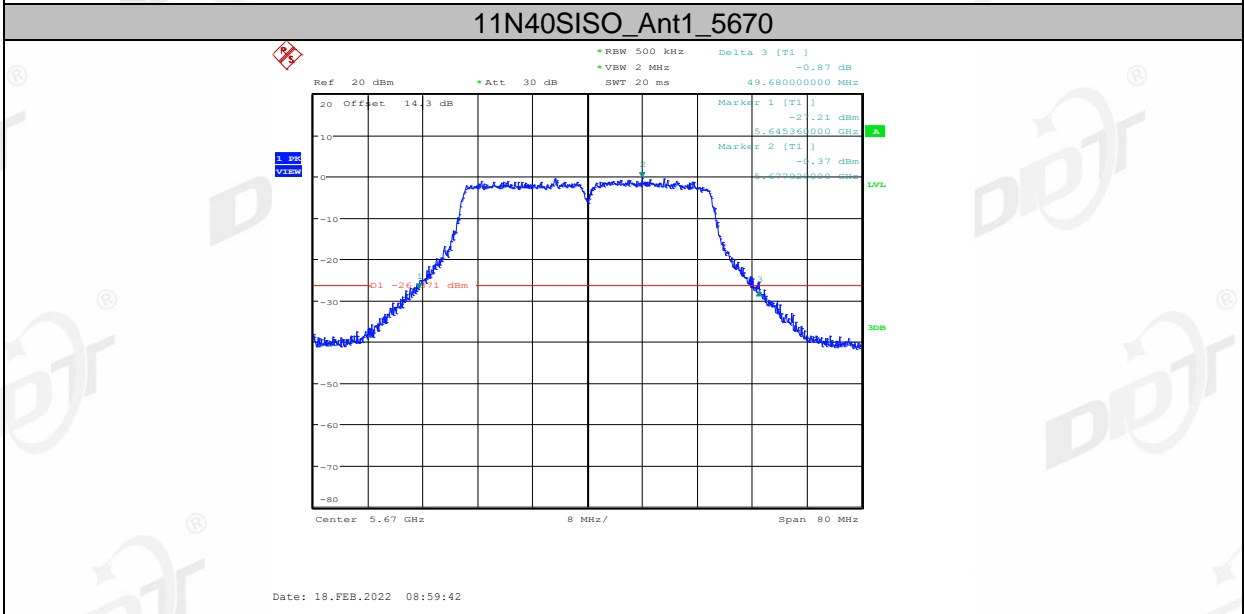
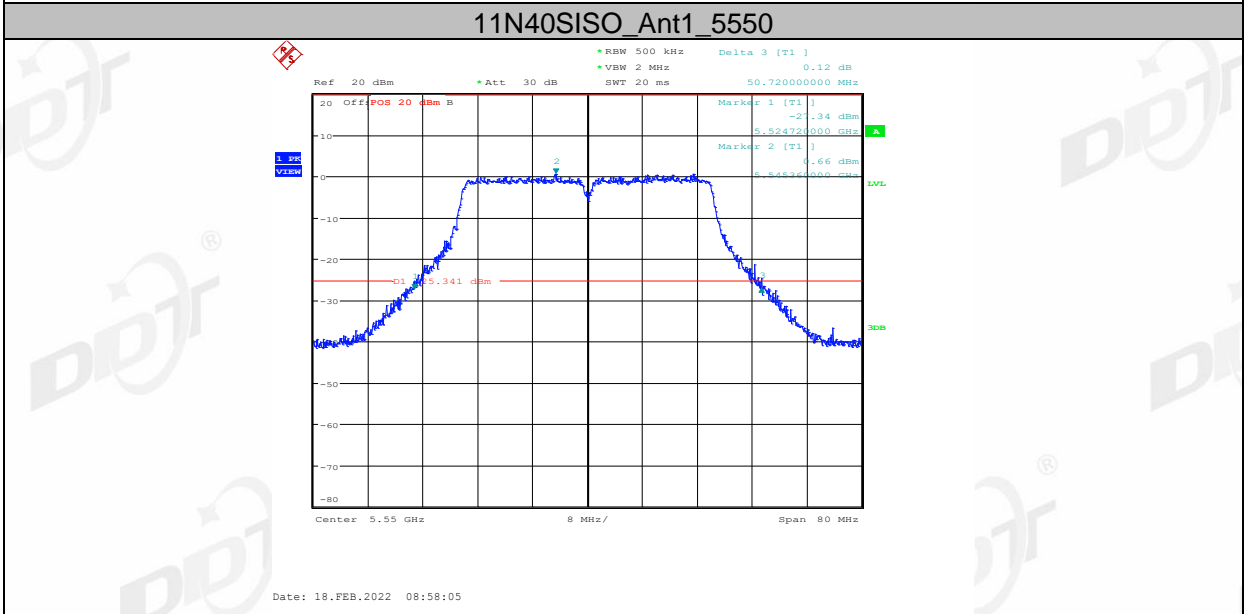
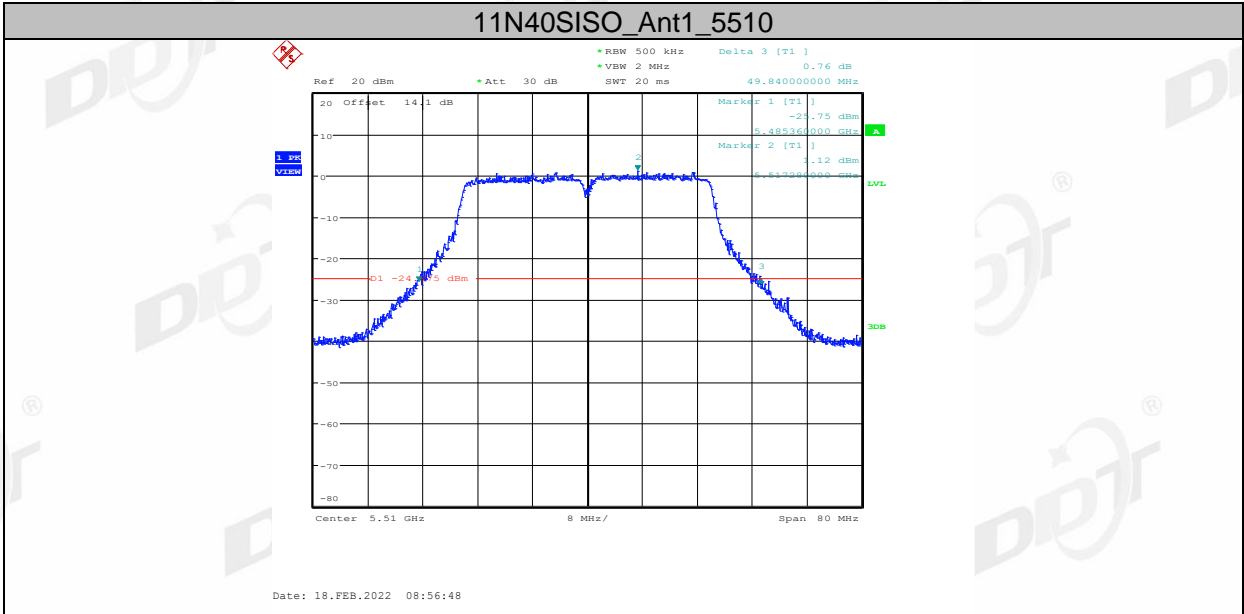


Date: 18.FEB.2022 08:53:33

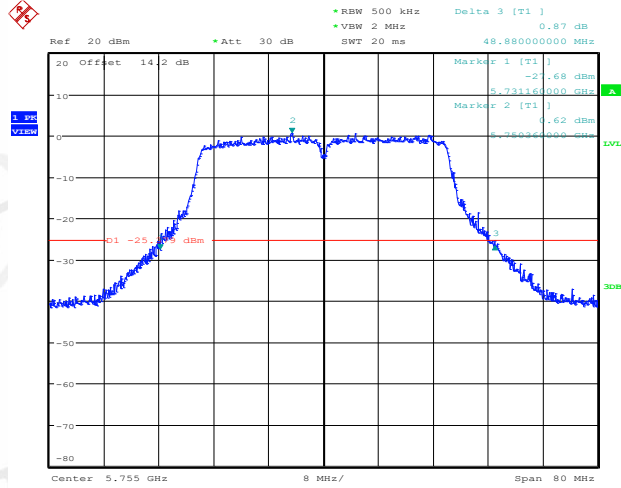
### 11N40SISO\_Ant1\_5310



Date: 18.FEB.2022 08:55:44

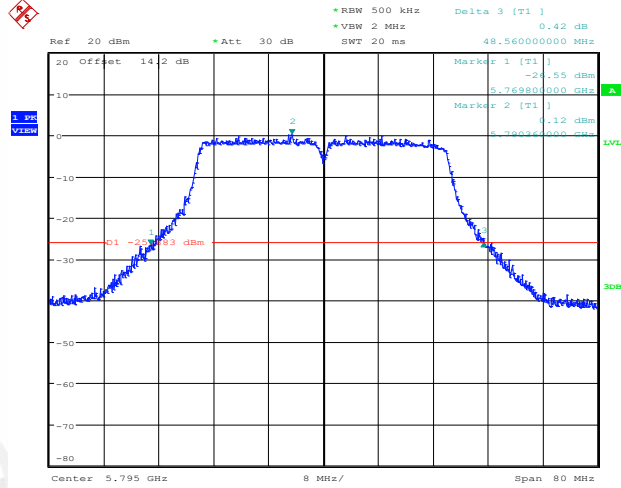


11N40SISO\_Ant1\_5755



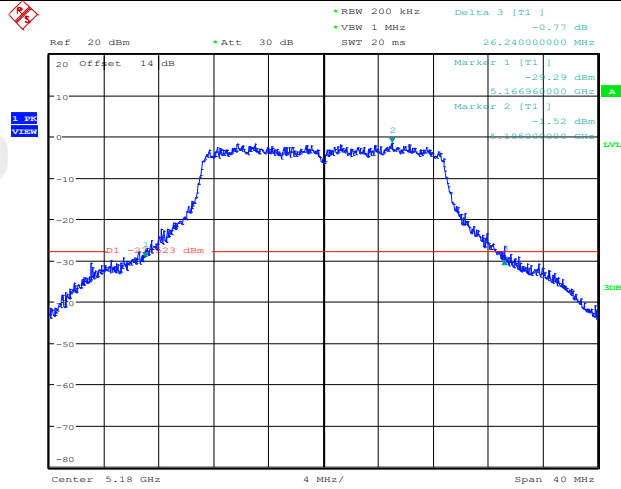
Date: 18.FEB.2022 09:00:58

11N40SISO\_Ant1\_5795



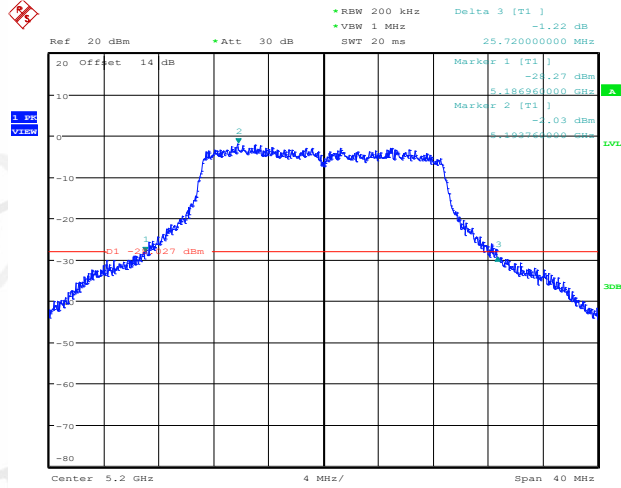
Date: 18.FEB.2022 09:02:51

11AC20SISO\_Ant1\_5180



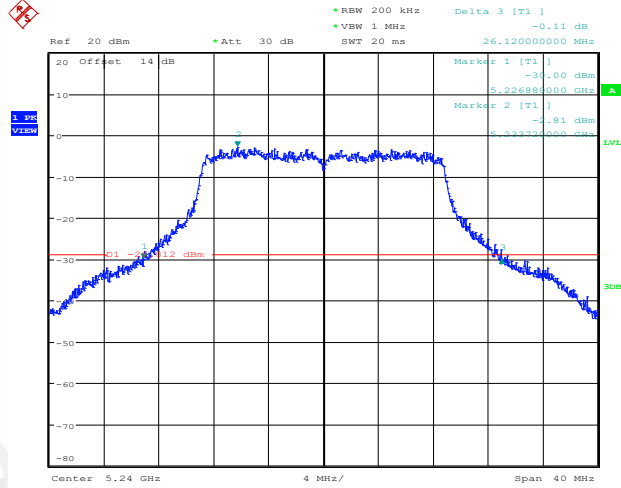
Date: 18.FEB.2022 09:07:36

11AC20SISO\_Ant1\_5200



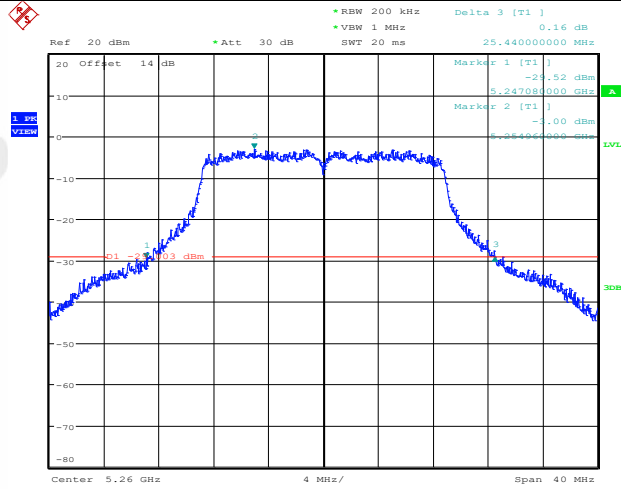
Date: 18.FEB.2022 09:08:45

11AC20SISO\_Ant1\_5240



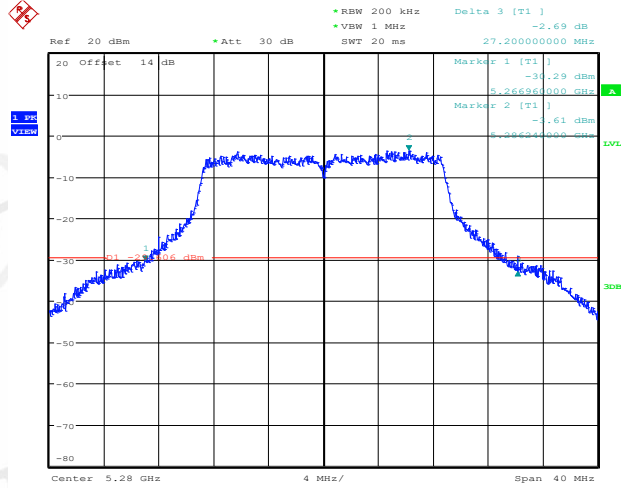
Date: 18.FEB.2022 09:10:30

11AC20SISO\_Ant1\_5260



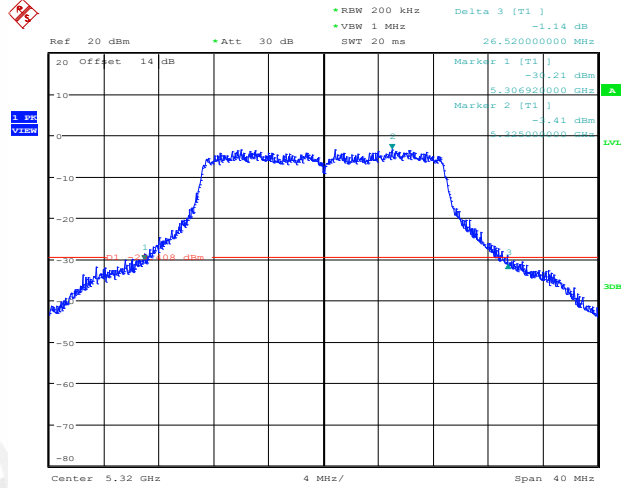
Date: 18.FEB.2022 09:11:41

### 11AC20SISO\_Ant1\_5280



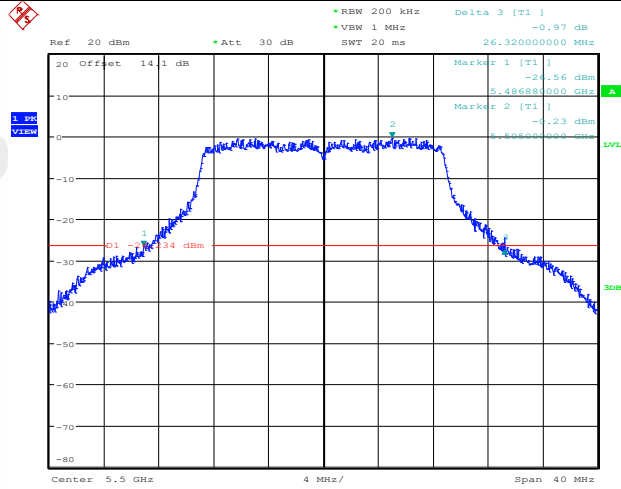
Date: 18.FEB.2022 09:13:30

### 11AC20SISO\_Ant1\_5320



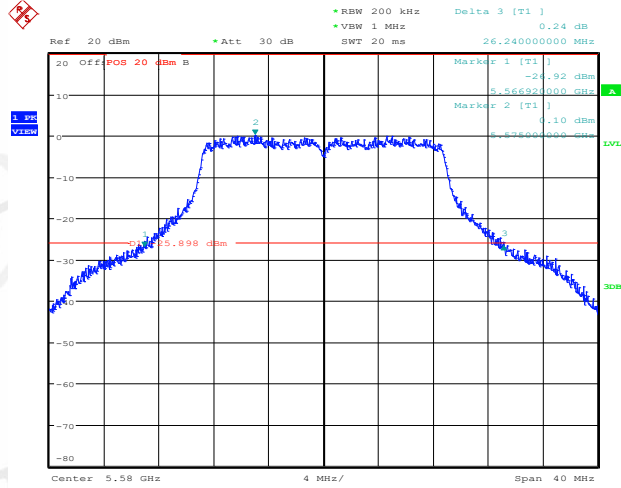
Date: 18.FEB.2022 09:14:50

### 11AC20SISO\_Ant1\_5500



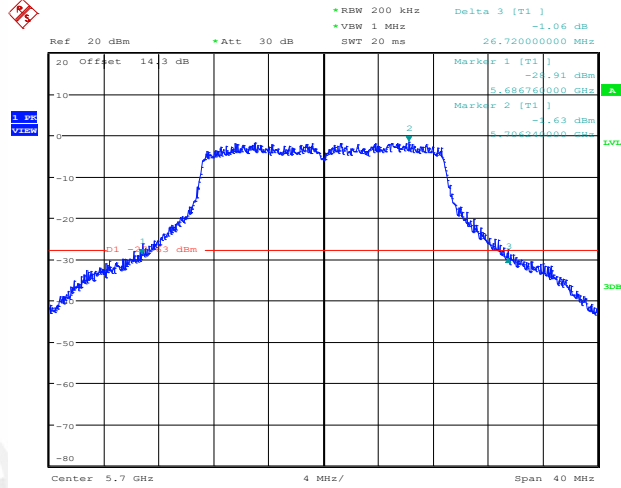
Date: 18.FEB.2022 09:15:54

11AC20SISO\_Ant1\_5580



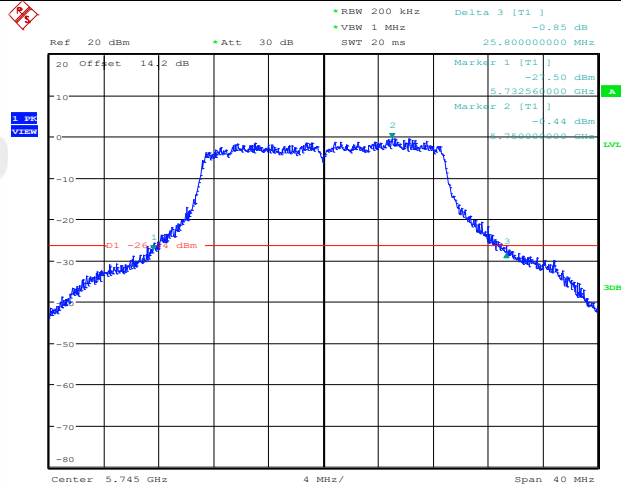
Date: 18.FEB.2022 09:23:55

11AC20SISO\_Ant1\_5700



Date: 18.FEB.2022 09:25:04

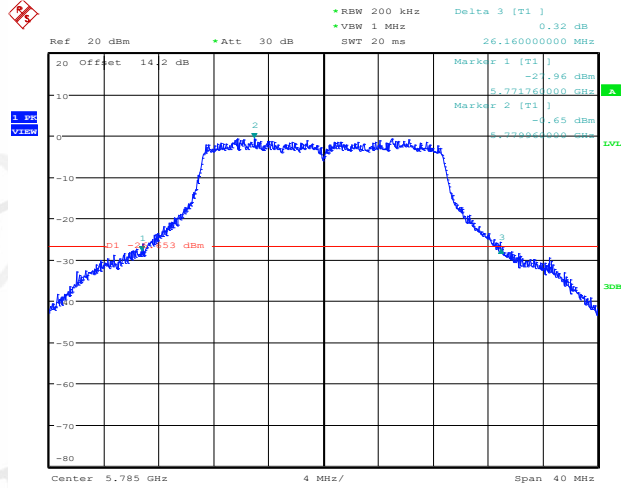
11AC20SISO\_Ant1\_5745



Date: 18.FEB.2022 09:26:10

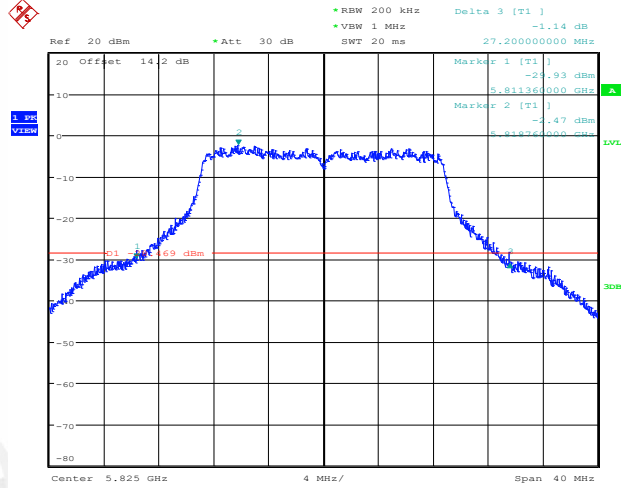


11AC20SISO\_Ant1\_5785



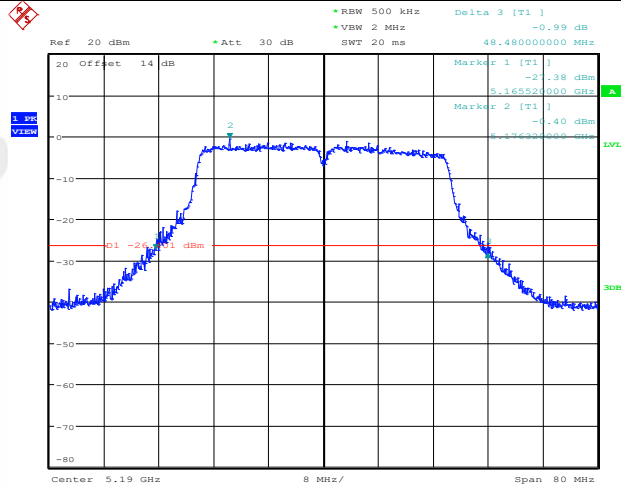
Date: 18.FEB.2022 09:28:52

11AC20SISO\_Ant1\_5825



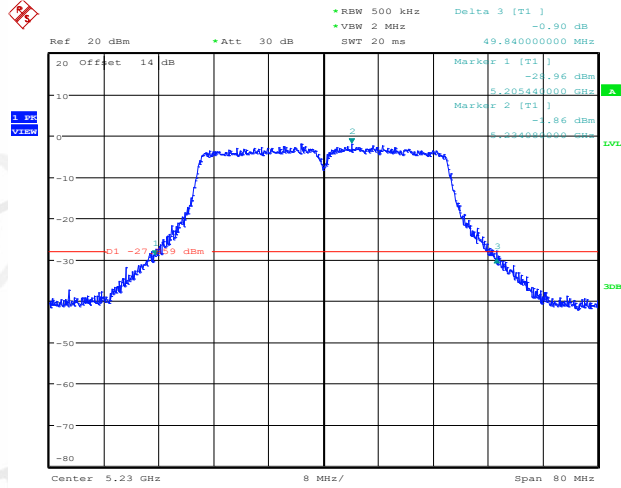
Date: 18.FEB.2022 09:30:19

11AC40SISO\_Ant1\_5190



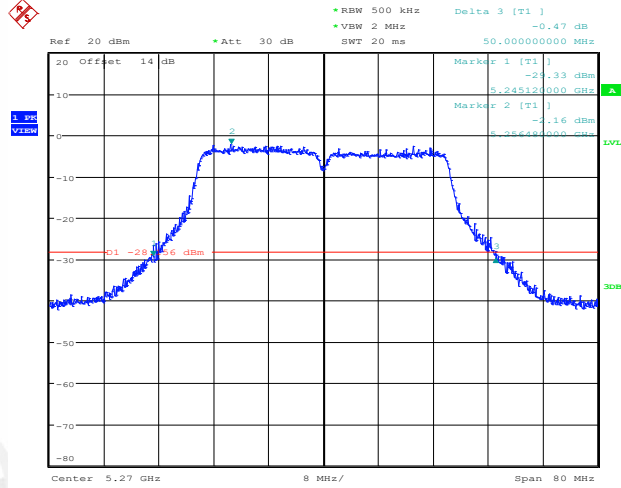
Date: 18.FEB.2022 09:33:16

### 11AC40SISO\_Ant1\_5230



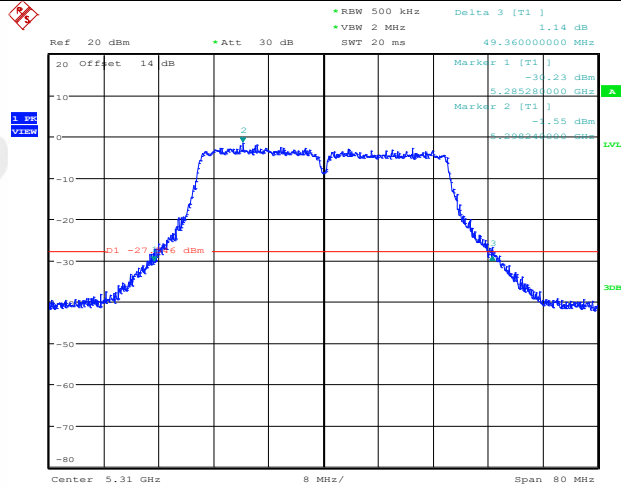
Date: 18.FEB.2022 09:34:18

### 11AC40SISO\_Ant1\_5270



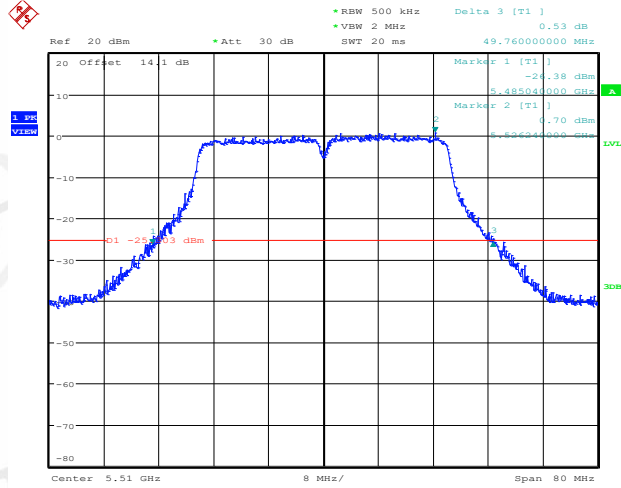
Date: 18.FEB.2022 09:36:10

### 11AC40SISO\_Ant1\_5310



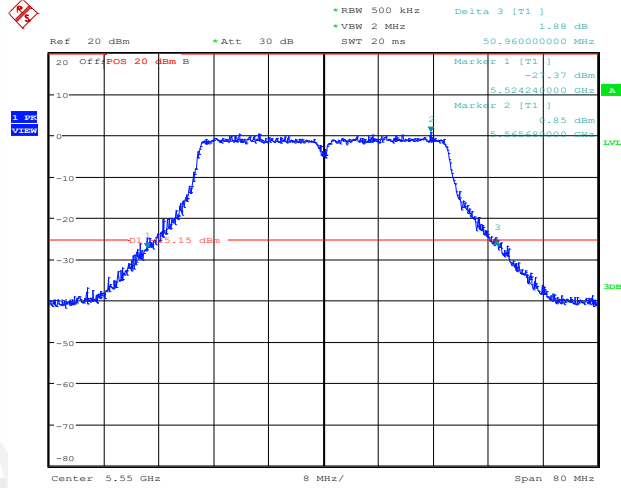
Date: 18.FEB.2022 09:37:17

### 11AC40SISO\_Ant1\_5510



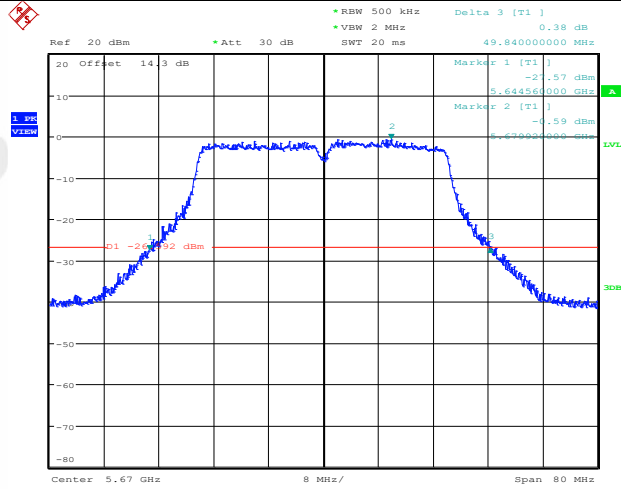
Date: 18.FEB.2022 09:38:19

### 11AC40SISO\_Ant1\_5550



Date: 18.FEB.2022 09:39:18

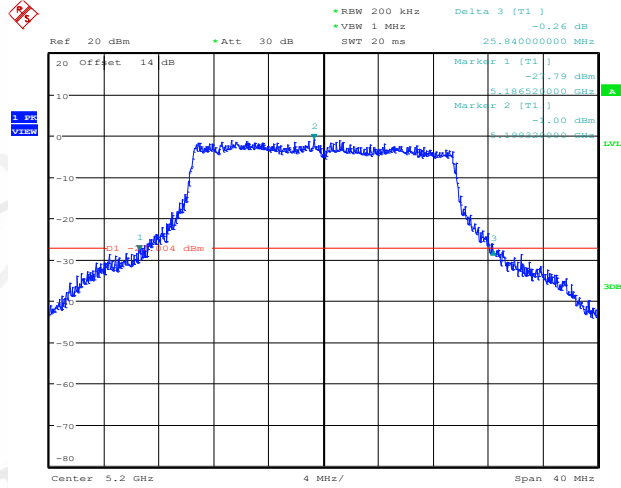
### 11AC40SISO\_Ant1\_5670



Date: 18.FEB.2022 09:40:46

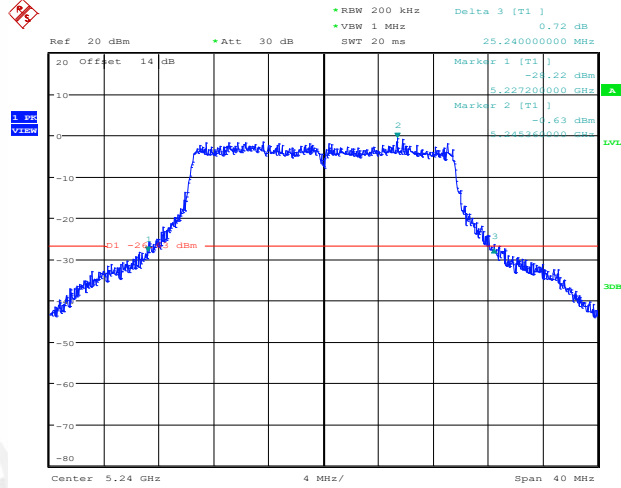


11AX20SISO\_Ant1\_5200



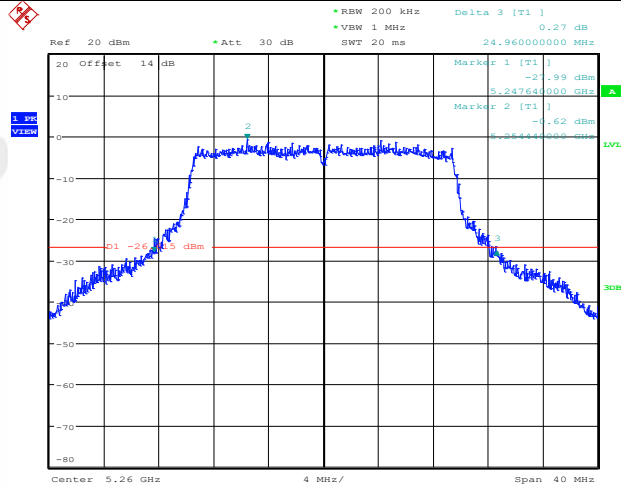
Date: 18.FEB.2022 10:03:19

11AX20SISO\_Ant1\_5240



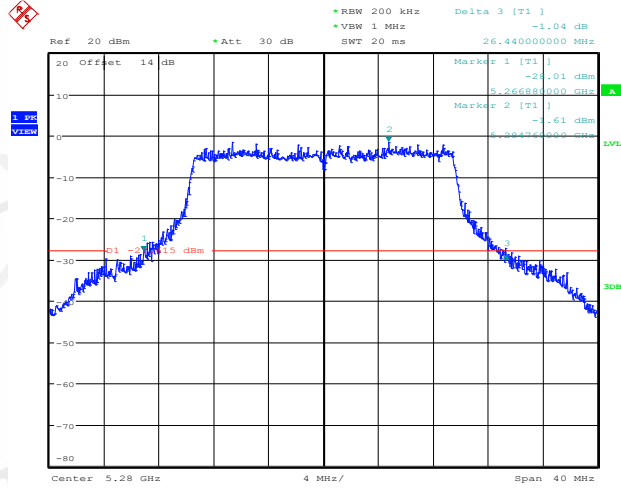
Date: 18.FEB.2022 10:04:32

11AX20SISO\_Ant1\_5260



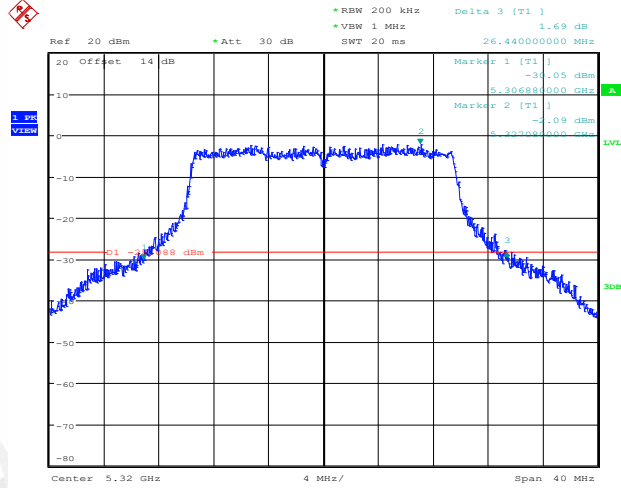
Date: 18.FEB.2022 10:05:48

### 11AX20SISO\_Ant1\_5280



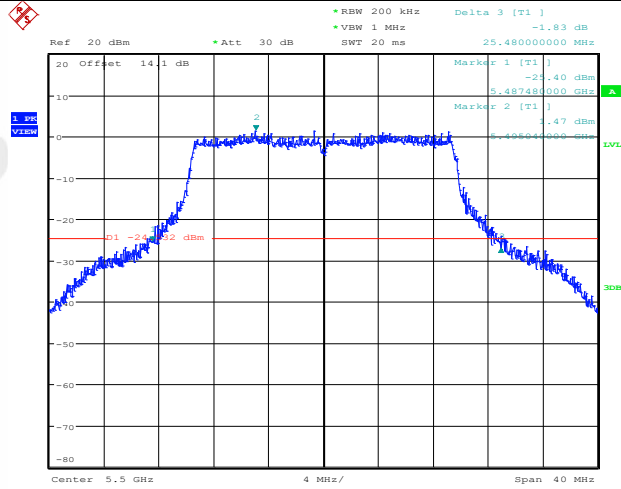
Date: 18.FEB.2022 10:06:59

### 11AX20SISO\_Ant1\_5320



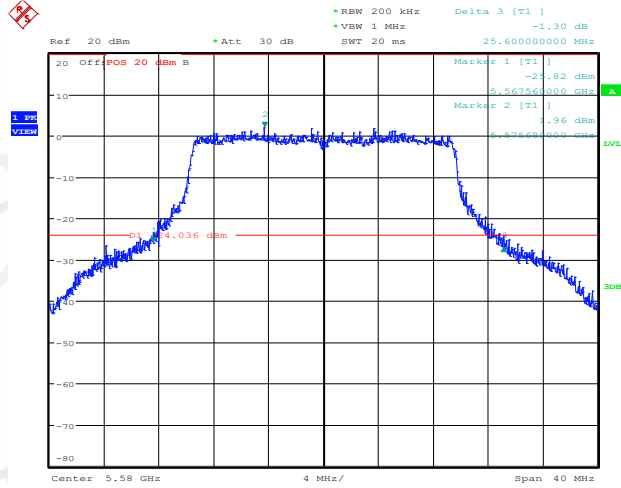
Date: 18.FEB.2022 10:09:08

### 11AX20SISO\_Ant1\_5500



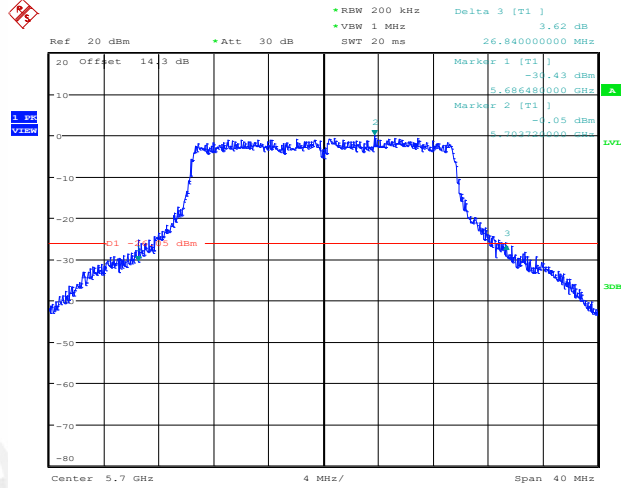
Date: 18.FEB.2022 10:10:12

11AX20SISO\_Ant1\_5580



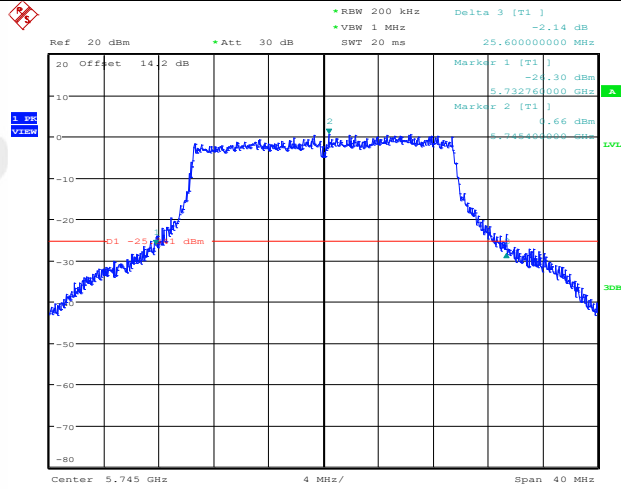
Date: 18.FEB.2022 10:11:35

11AX20SISO\_Ant1\_5700



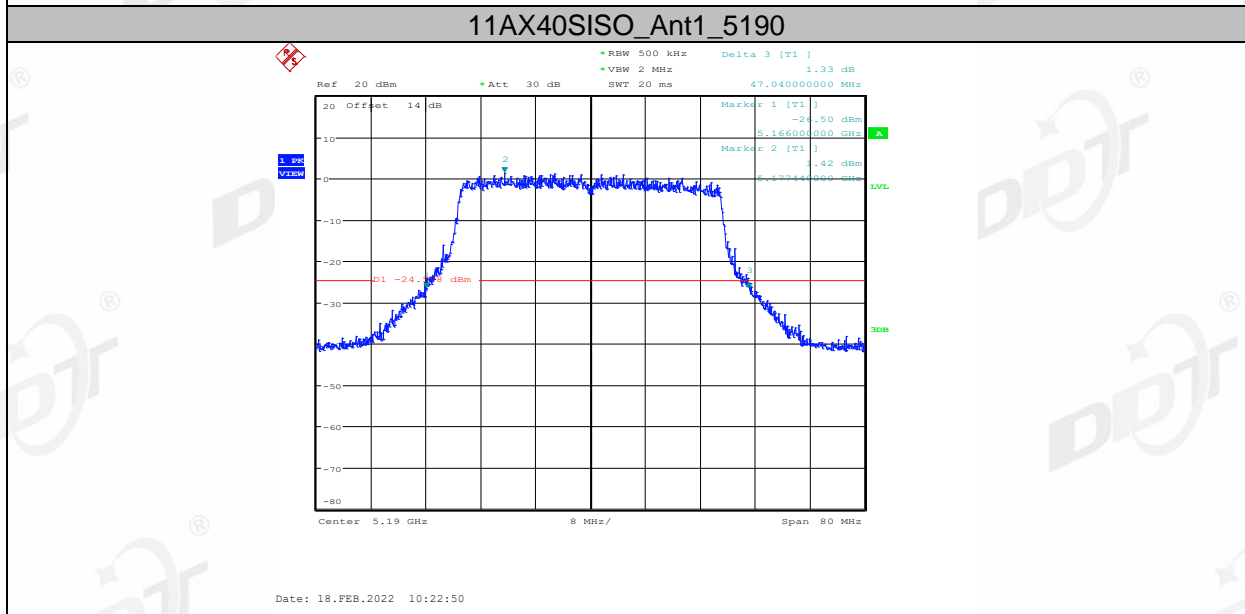
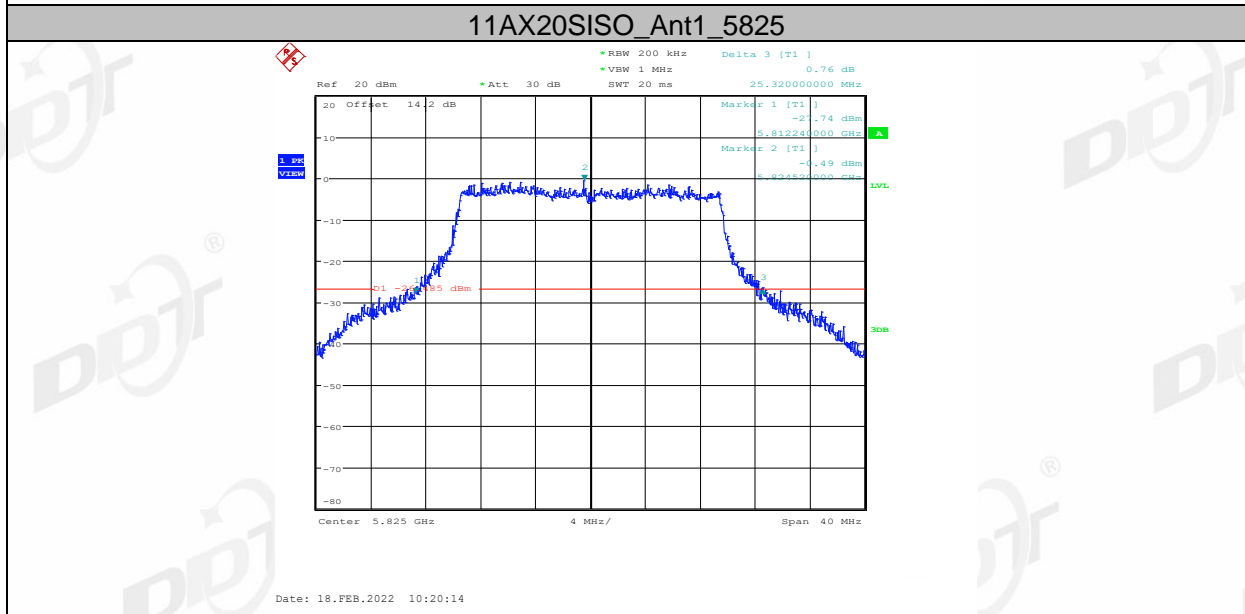
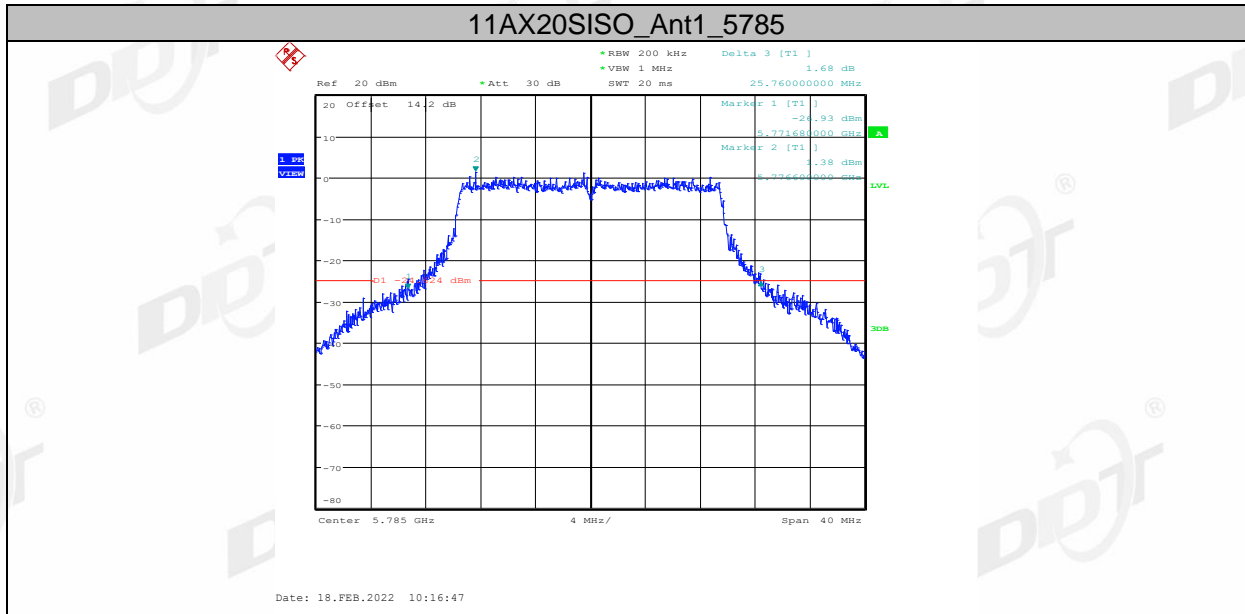
Date: 18.FEB.2022 10:13:12

11AX20SISO\_Ant1\_5745

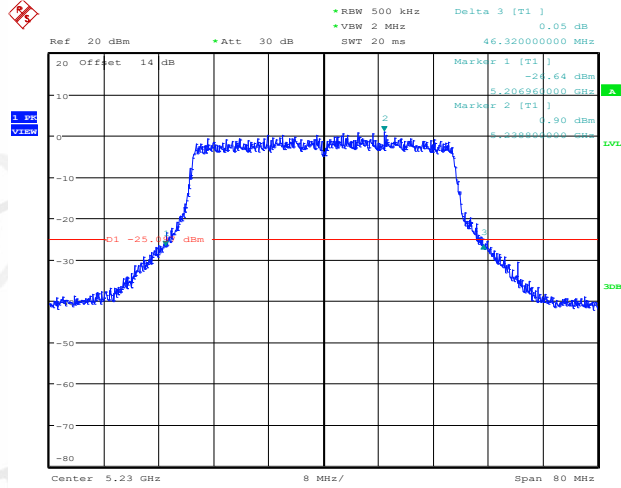


Date: 18.FEB.2022 10:14:14



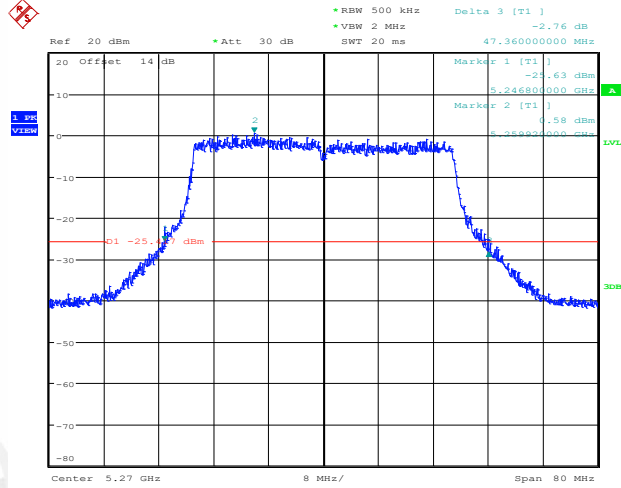


11AX40SISO\_Ant1\_5230



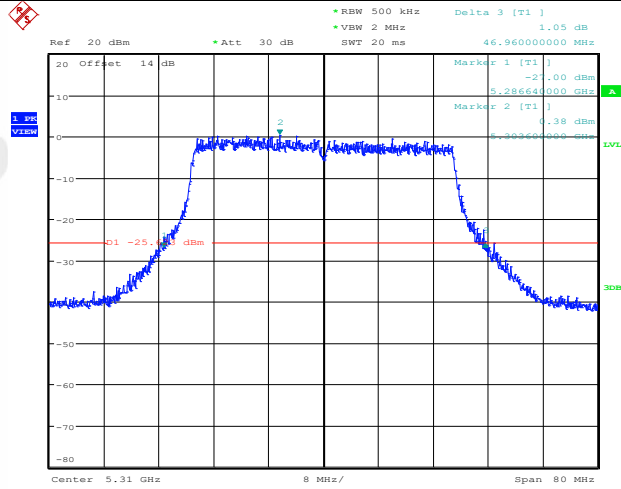
Date: 18.FEB.2022 10:23:52

11AX40SISO\_Ant1\_5270



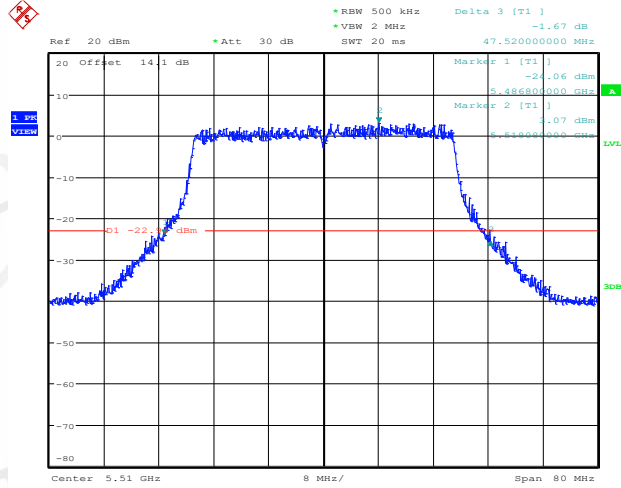
Date: 18.FEB.2022 10:24:56

11AX40SISO\_Ant1\_5310



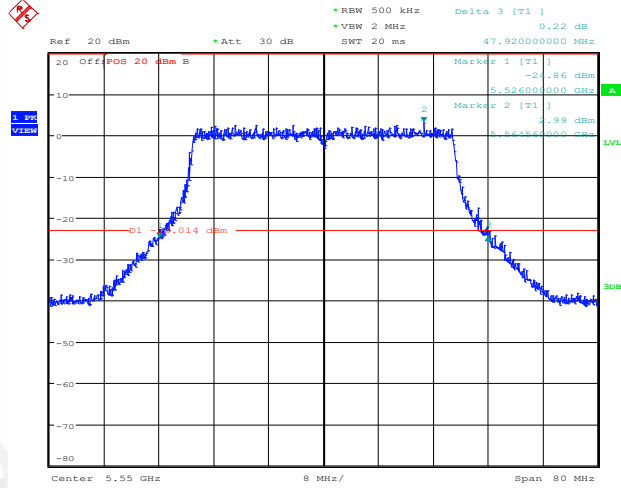
Date: 18.FEB.2022 10:26:11

11AX40SISO\_Ant1\_5510



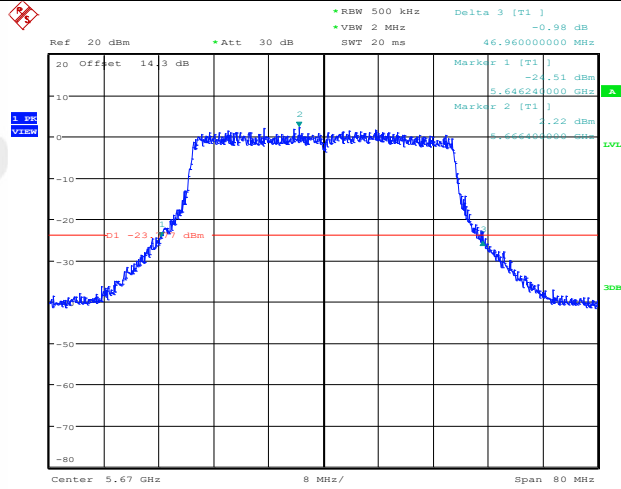
Date: 18.FEB.2022 10:27:18

11AX40SISO\_Ant1\_5550

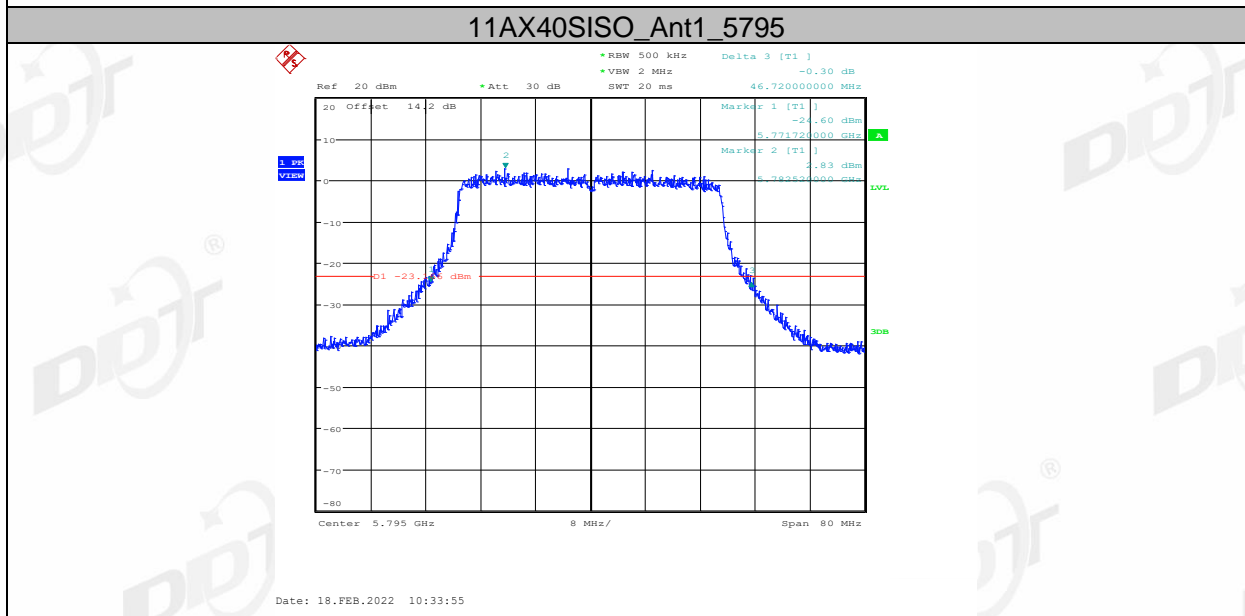
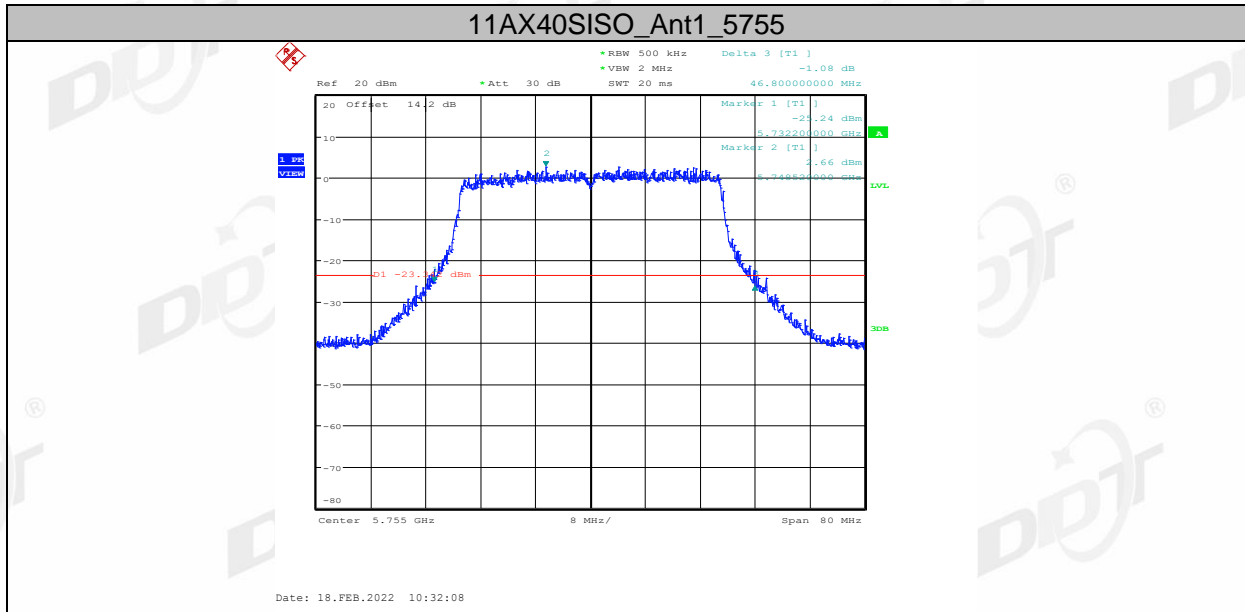


Date: 18.FEB.2022 10:29:30

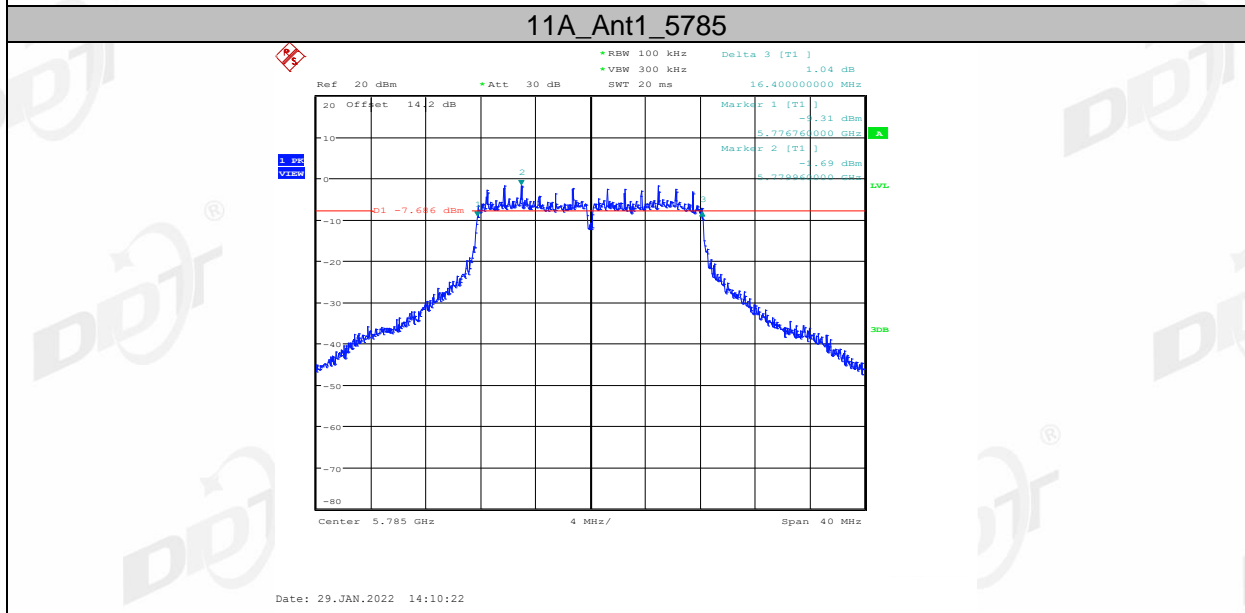
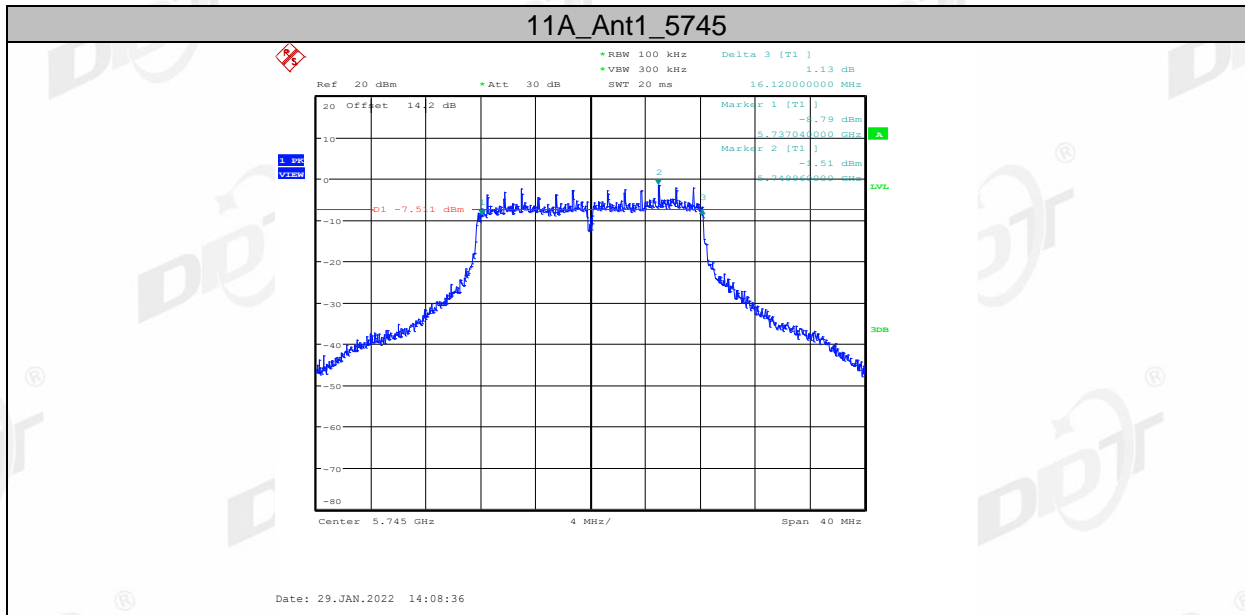
11AX40SISO\_Ant1\_5670



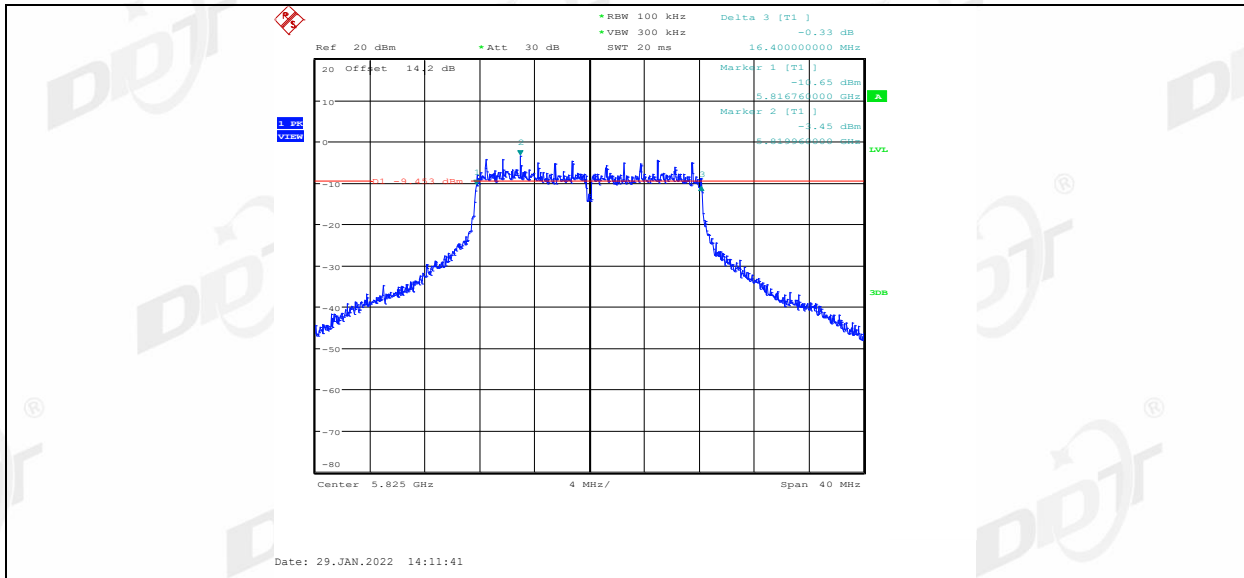
Date: 18.FEB.2022 10:30:59



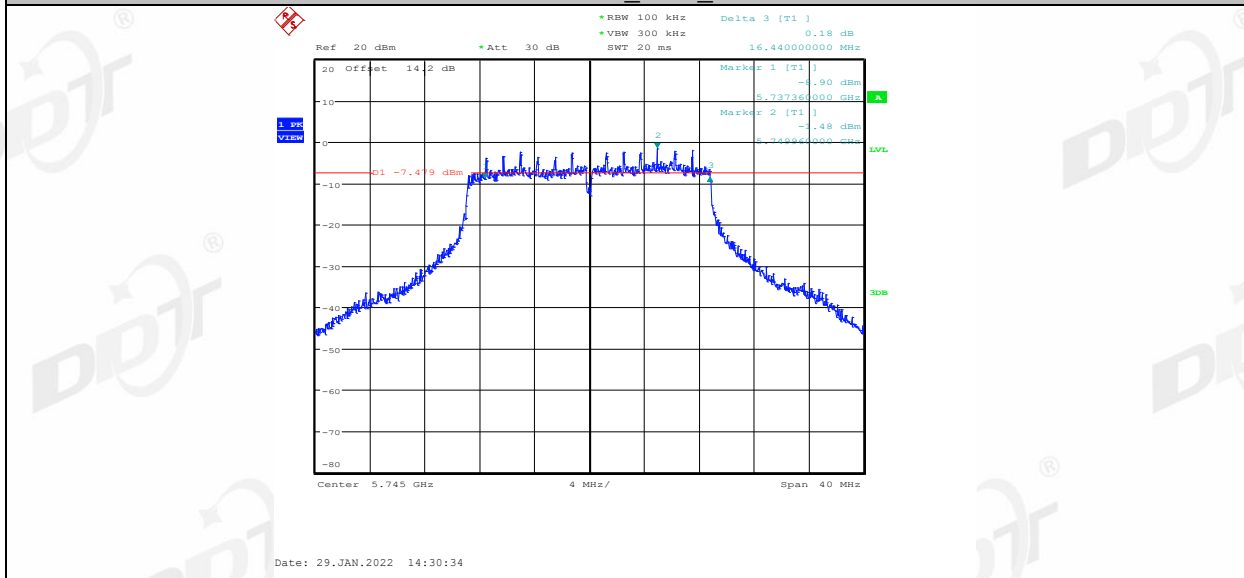
6db EBW:



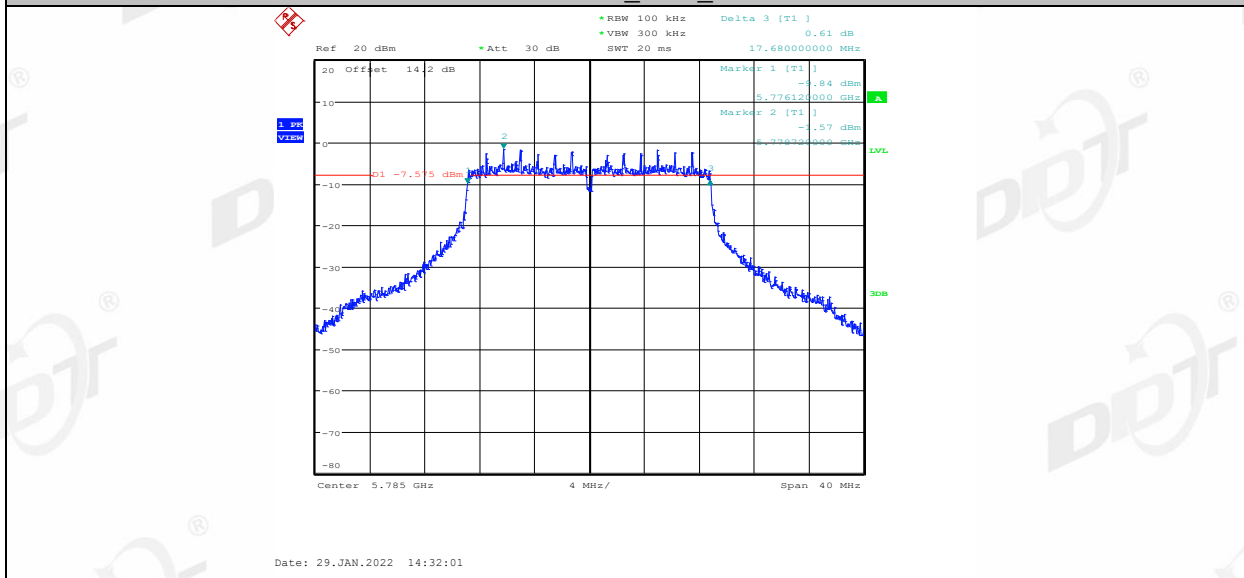
### 11A\_Ant1\_5825



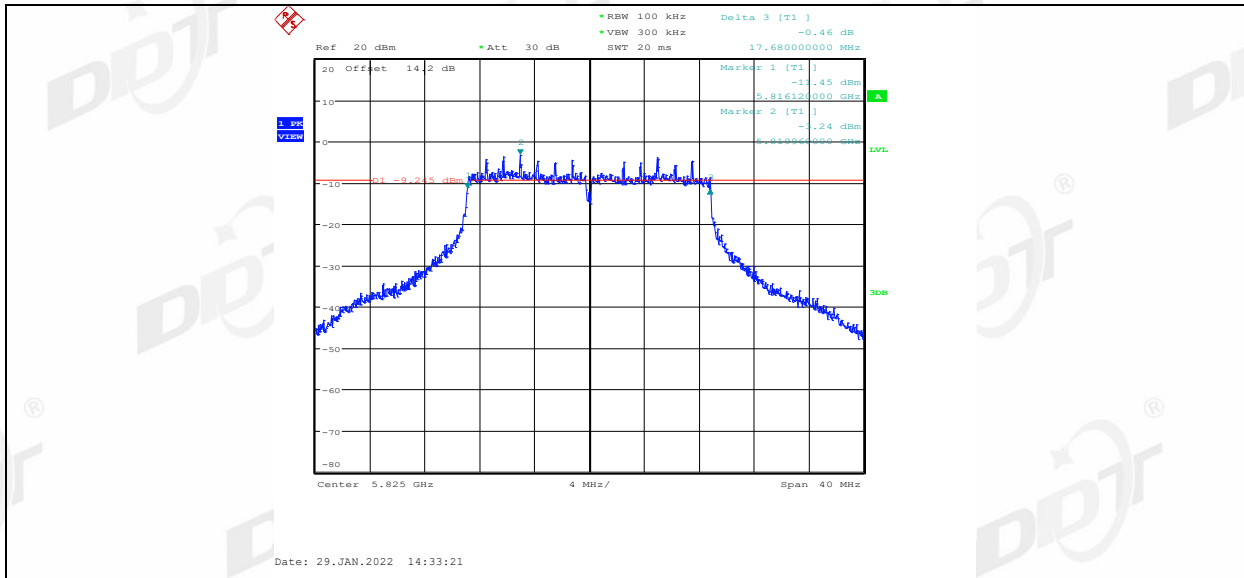
11N20SISO\_Ant1\_5745



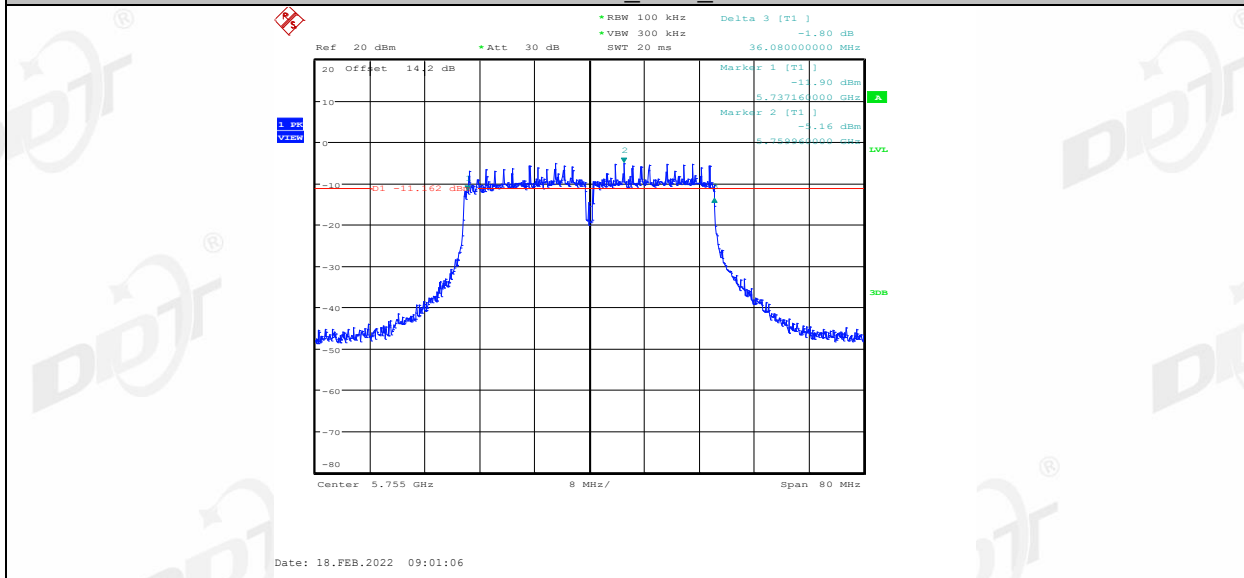
11N20SISO\_Ant1\_5785



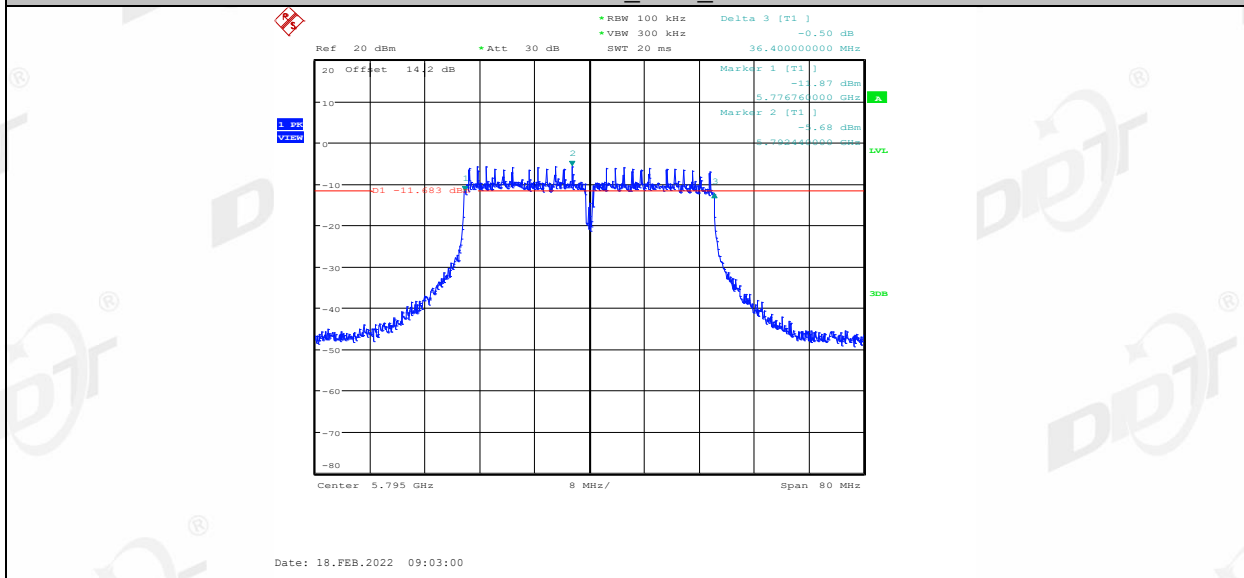
11N20SISO\_Ant1\_5825



11N40SISO\_Ant1\_5755

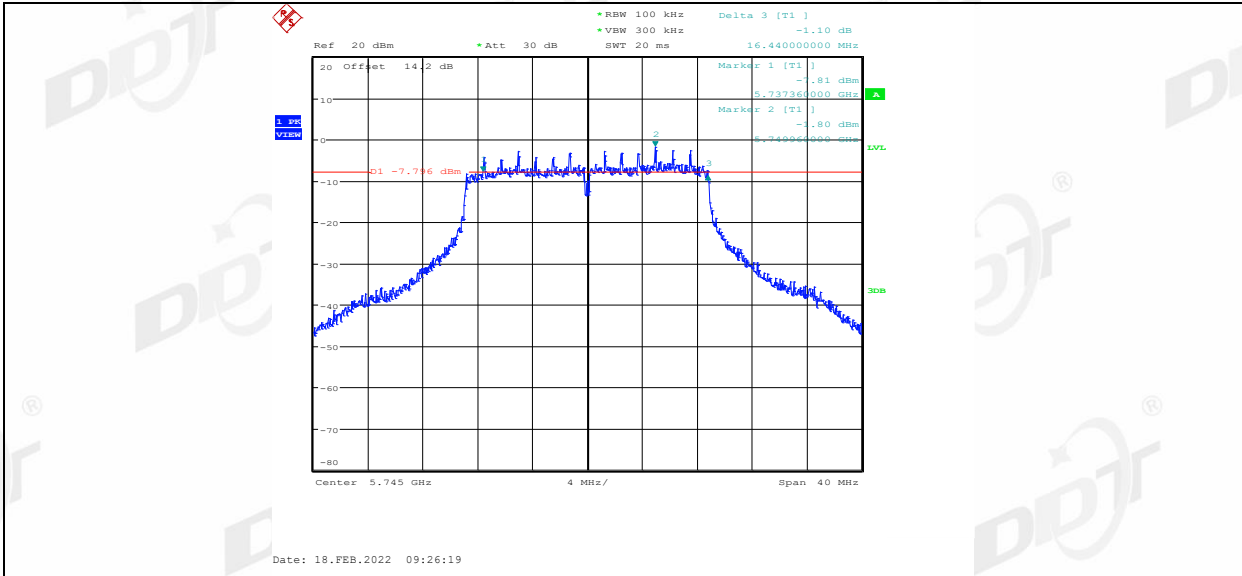


11N40SISO\_Ant1\_5795

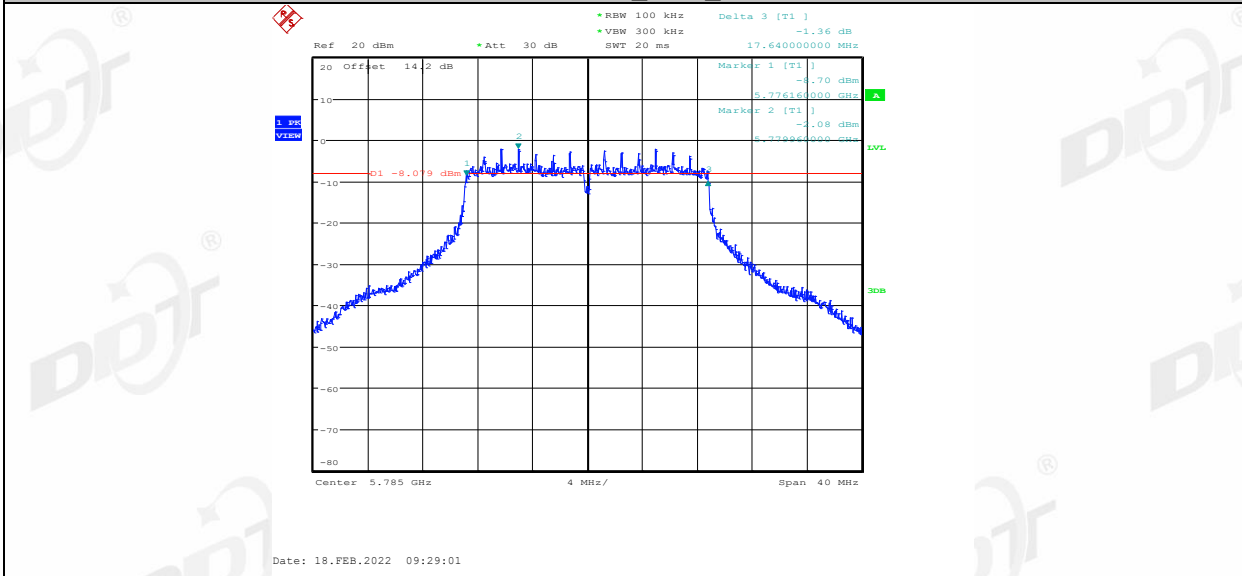


11AC20SISO\_Ant1\_5745

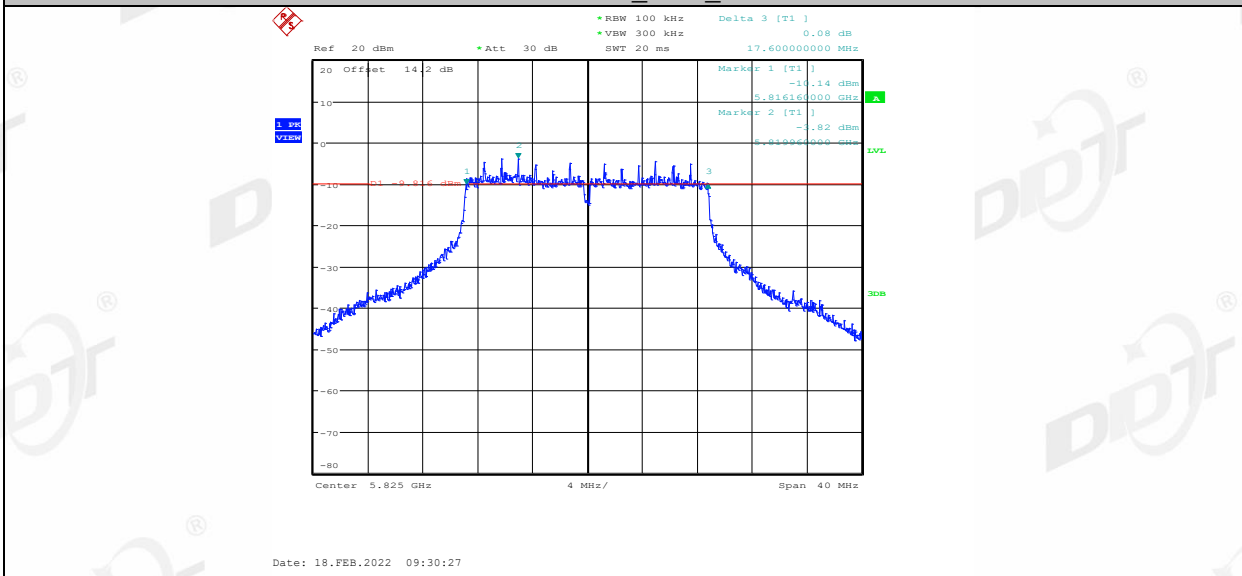




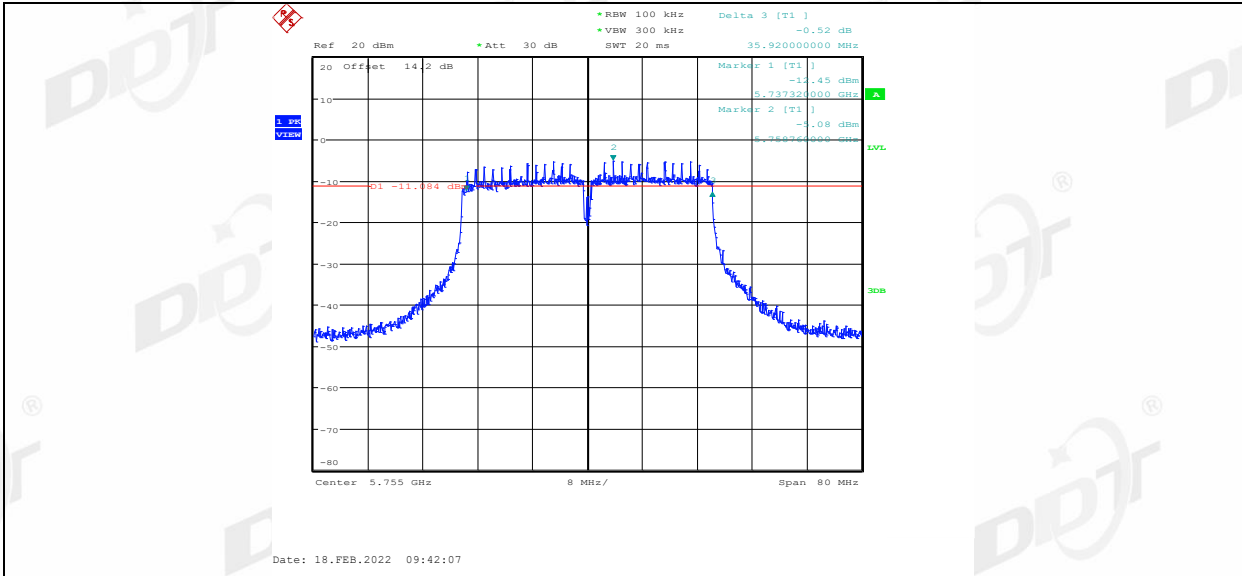
11AC20SISO\_Ant1\_5785



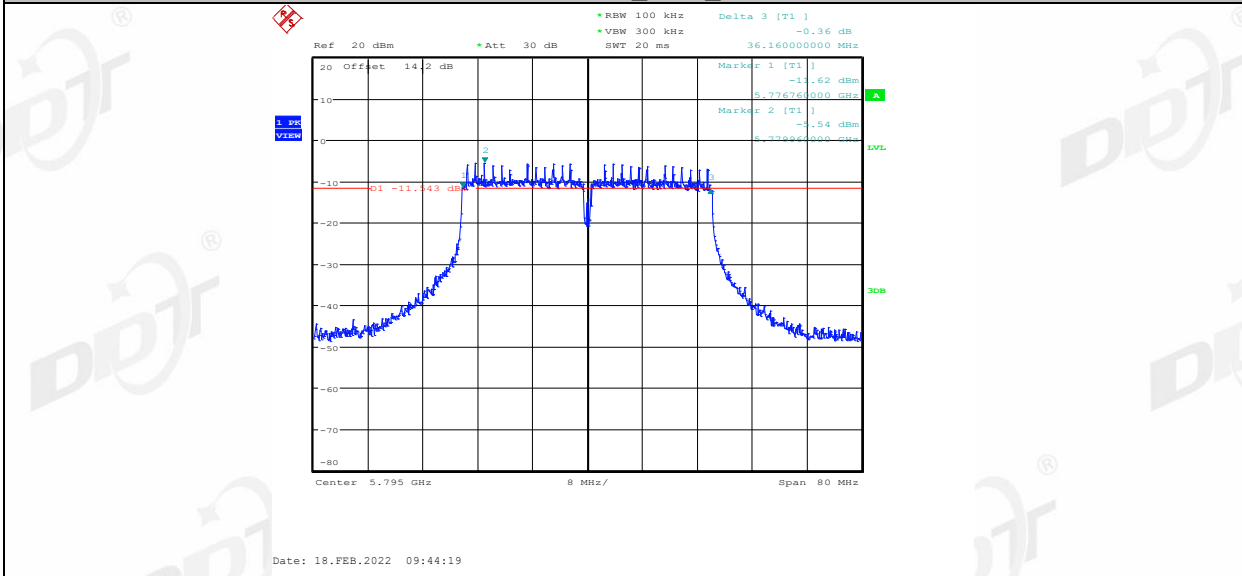
11AC20SISO\_Ant1\_5825



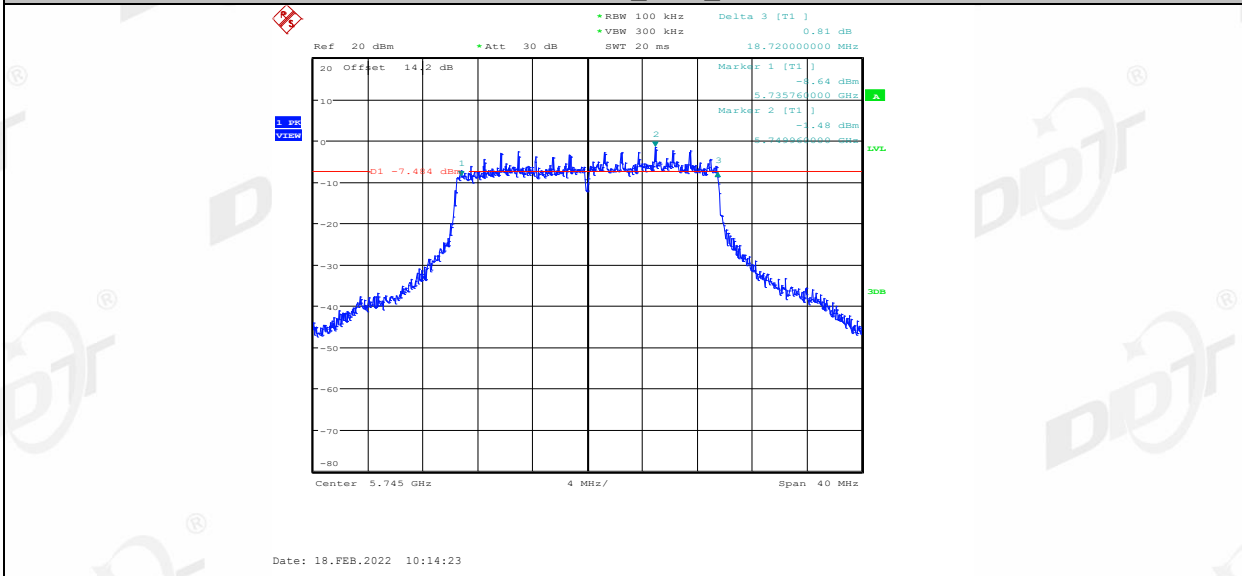
11AC40SISO\_Ant1\_5755



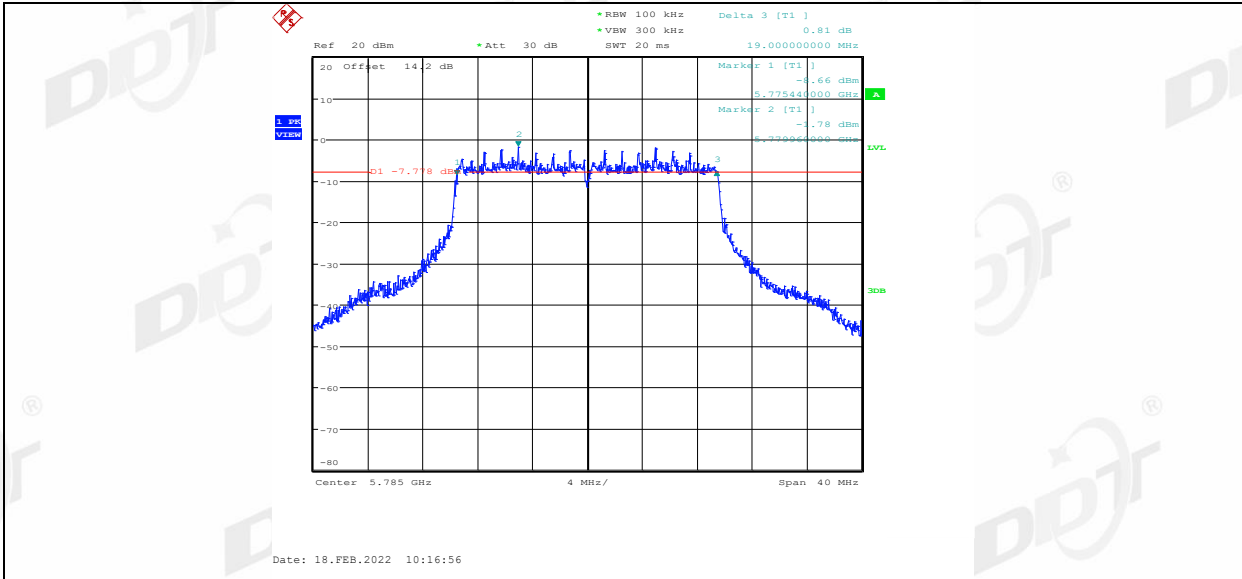
11AC40SISO\_Ant1\_5795



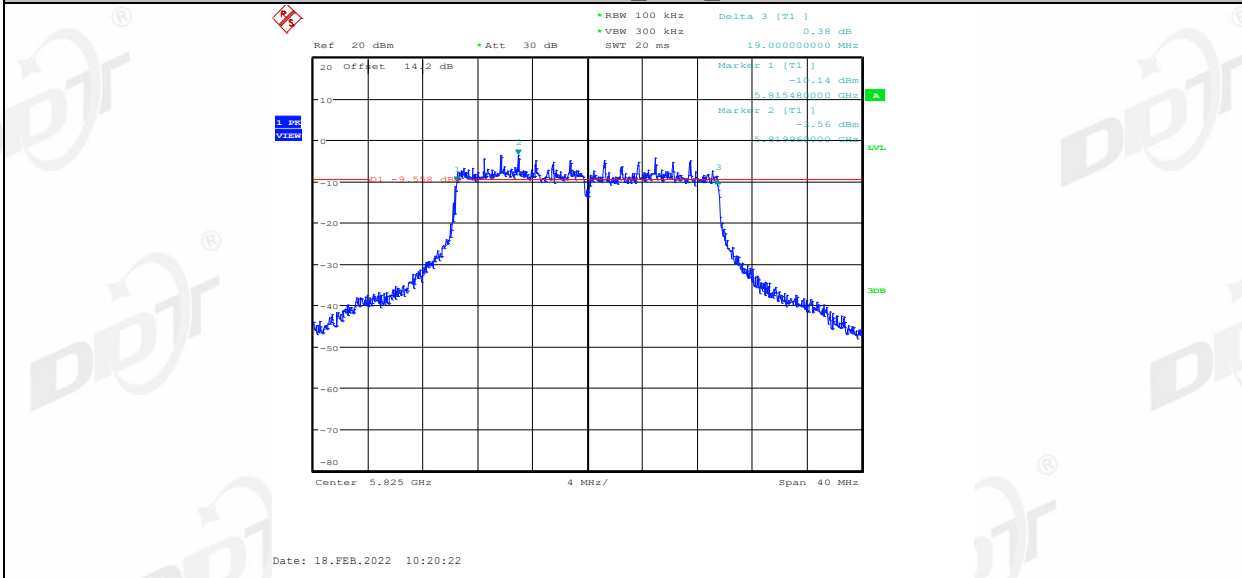
11AX20SISO\_Ant1\_5745



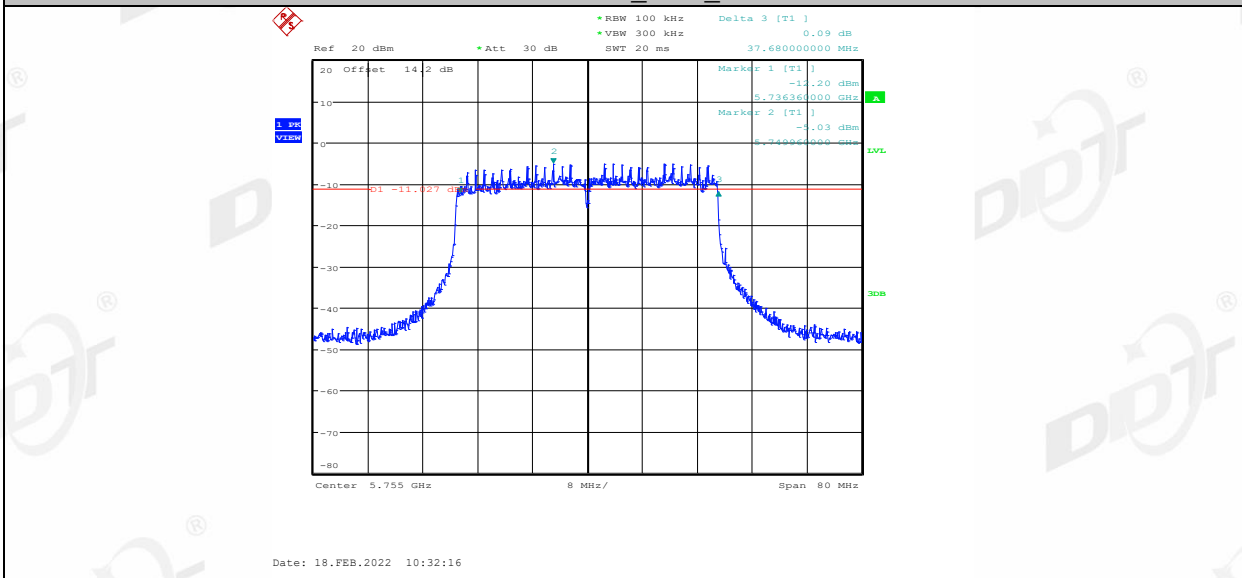
11AX20SISO\_Ant1\_5785



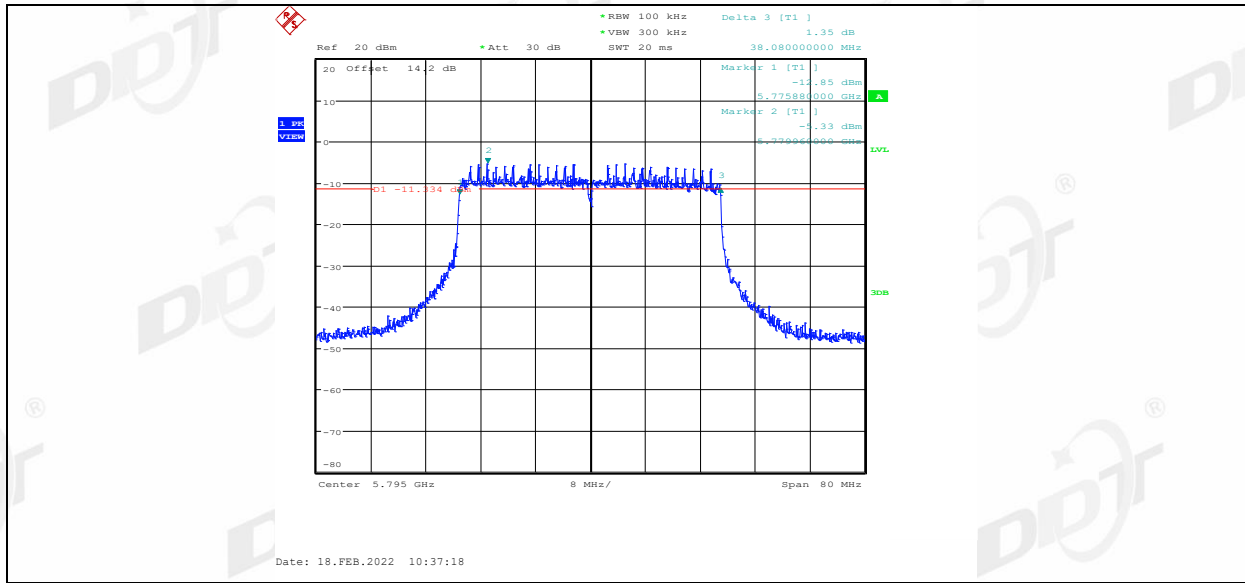
11AX20SISO\_Ant1\_5825



11AX40SISO\_Ant1\_5755



11AX40SISO\_Ant1\_5795



## 5. Maximum Output Power

### 5.1. Block diagram of test setup

Same as section 4.1

### 5.2. Limits

FCC Part15, Subpart E/ RSS-247		
Test Item	Limit	Frequency Range (MHz)
Conducted Output Power	For FCC client devices: 250 mW (24 dBm)	5150-5250
	For RSS: e.i.r.p. power: not exceed 200 mW (23 dBm) or $10 + 10 \log_{10} B$ , whichever is less	
	For FCC: 250 mW (24 dBm) or $11 + 10 \log_{10} B$ , whichever is lower	5250-5350
	For RSS: e.i.r.p. power: not exceed 1.0 W (30 dBm) or $17 + 10 \log_{10} B$ , whichever is less	
	For FCC: 250 mW (24 dBm) or $11 + 10 \log_{10} B$ , whichever is lower	For FCC:5470-5725 For IC:5470-5600 5650-5725
	For RSS: e.i.r.p. power: not exceed 1.0 W (30 dBm) or $17 + 10 \log_{10} B$ , whichever is less	
	1 Watt (30 dBm)	5725-5850
Note: 1. For FCC: B=26 bandwidth; For ISED: B=99% bandwidth. 2. For ISED e.i.r.p. power only for 5725-5850 Band		

### 5.3. Test Procedure

Connect each EUT's antenna output to power sensor by RF cable and attenuator  
Measure the output power by power sensor.

## 5.4. Test Result

Test Mode	Antenna	Channel	Result [dBm]	Limit [dBm]	Verdict
11A	Ant1	5180	10.34	<=24	Pass
		5200	10.19	<=24	Pass
		5240	9.46	<=24	Pass
		5260	9.09	<=24	Pass
		5280	8.84	<=24	Pass
		5320	8.74	<=24	Pass
		5500	12.00	<=24	Pass
		5580	12.86	<=24	Pass
		5700	10.71	<=24	Pass
		5745	11.58	<=30	Pass
		5785	10.94	<=30	Pass
		5825	9.58	<=30	Pass
11N20SISO	Ant1	5180	10.27	<=24	Pass
		5200	10.08	<=24	Pass
		5240	9.45	<=24	Pass
		5260	9.02	<=24	Pass
		5280	8.76	<=24	Pass
		5320	8.87	<=24	Pass
		5500	11.96	<=24	Pass
		5580	<b>12.87</b>	<=24	Pass
		5700	10.64	<=24	Pass
		5745	11.51	<=30	Pass
		5785	10.92	<=30	Pass
		5825	9.52	<=30	Pass
11N40SISO	Ant1	5190	8.87	<=24	Pass
		5230	7.77	<=24	Pass
		5270	7.26	<=24	Pass
		5310	7.05	<=24	Pass
		5510	10.59	<=24	Pass
		5550	10.75	<=24	Pass
		5670	8.67	<=24	Pass
		5755	9.41	<=30	Pass
		5795	8.51	<=30	Pass
11AC20SISO	Ant1	5180	8.76	<=24	Pass
		5200	8.24	<=24	Pass
		5240	7.96	<=24	Pass
		5260	7.55	<=24	Pass
		5280	6.96	<=24	Pass
		5320	6.91	<=24	Pass
		5500	9.84	<=24	Pass
		5580	11.09	<=24	Pass
		5700	9.18	<=24	Pass
		5745	9.53	<=30	Pass
		5785	8.81	<=30	Pass
		5825	7.70	<=30	Pass
11AC40SISO	Ant1	5190	8.13	<=24	Pass
		5230	7.14	<=24	Pass

		5270	6.96	<=24	Pass
		5310	6.56	<=24	Pass
		5510	9.98	<=24	Pass
		5550	10.54	<=24	Pass
		5670	8.50	<=24	Pass
		5755	9.32	<=30	Pass
		5795	8.49	<=30	Pass
11AX20SISO	Ant1	5180	8.75	<=24	Pass
		5200	8.48	<=24	Pass
		5240	7.72	<=24	Pass
		5260	7.59	<=24	Pass
		5280	6.97	<=24	Pass
		5320	6.85	<=24	Pass
		5500	9.79	<=24	Pass
		5580	11.04	<=24	Pass
		5700	9.20	<=24	Pass
		5745	9.65	<=30	Pass
		5785	9.05	<=30	Pass
11AX40SISO	Ant1	5190	8.22	<=24	Pass
		5230	7.49	<=24	Pass
		5270	7.00	<=24	Pass
		5310	7.18	<=24	Pass
		5510	10.14	<=24	Pass
		5550	10.59	<=24	Pass
		5670	8.55	<=24	Pass
		5755	9.37	<=30	Pass
5795	8.58	<=30	Pass		

Test Mode	Antenna	Channel	EIRP [dBm]	Limit [dBm]	Verdict
11A	Ant1	5180	15.30	<=24	Pass
		5200	15.15	<=24	Pass
		5240	14.42	<=24	Pass
		5260	14.05	<=24	Pass
		5280	13.80	<=24	Pass
		5320	13.70	<=24	Pass
		5500	16.96	<=24	Pass
		5580	17.82	<=24	Pass
		5700	15.67	<=24	Pass
		5745	16.54	<=30	Pass
		5785	15.90	<=30	Pass
		5825	14.54	<=30	Pass
11N20SISO	Ant1	5180	15.23	<=24	Pass
		5200	15.04	<=24	Pass
		5240	14.41	<=24	Pass
		5260	13.98	<=24	Pass
		5280	13.72	<=24	Pass
		5320	13.83	<=24	Pass
		5500	16.92	<=24	Pass
5580	<b>17.83</b>	<=24	Pass		
5700	15.60	<=24	Pass		



		5745	16.47	<=30	Pass		
		5785	15.88	<=30	Pass		
		5825	14.48	<=30	Pass		
11N40SISO	Ant1	5190	13.83	<=24	Pass		
		5230	12.73	<=24	Pass		
		5270	12.22	<=24	Pass		
		5310	12.01	<=24	Pass		
		5510	15.55	<=24	Pass		
		5550	15.71	<=24	Pass		
		5670	13.63	<=24	Pass		
		5755	14.37	<=30	Pass		
		5795	13.47	<=30	Pass		
		11AC20SISO	Ant1	5180	13.72	<=24	Pass
				5200	13.20	<=24	Pass
5240	12.92			<=24	Pass		
5260	12.51			<=24	Pass		
5280	11.92			<=24	Pass		
5320	11.87			<=24	Pass		
5500	14.80			<=24	Pass		
5580	16.05			<=24	Pass		
5700	14.14			<=24	Pass		
5745	14.49			<=30	Pass		
5785	13.77			<=30	Pass		
5825	12.66			<=30	Pass		
11AC40SISO	Ant1			5190	13.09	<=24	Pass
				5230	12.10	<=24	Pass
		5270	11.92	<=24	Pass		
		5310	11.52	<=24	Pass		
		5510	14.94	<=24	Pass		
		5550	15.50	<=24	Pass		
		5670	13.46	<=24	Pass		
		5755	14.28	<=30	Pass		
11AX20SISO	Ant1	5795	13.45	<=30	Pass		
		5180	13.71	<=24	Pass		
		5200	13.44	<=24	Pass		
		5240	12.68	<=24	Pass		
		5260	12.55	<=24	Pass		
		5280	11.93	<=24	Pass		
		5320	11.81	<=24	Pass		
		5500	14.75	<=24	Pass		
		5580	16.00	<=24	Pass		
		5700	14.16	<=24	Pass		
		5745	14.61	<=30	Pass		
		5785	14.01	<=30	Pass		
		5825	12.83	<=30	Pass		
11AX40SISO	Ant1	5190	13.18	<=24	Pass		
		5230	12.45	<=24	Pass		
		5270	11.96	<=24	Pass		
		5310	12.14	<=24	Pass		
		5510	15.10	<=24	Pass		
		5550	15.55	<=24	Pass		