



11.4 Appendix D: Photographs of Setup


Conducted Emission Set up Photo






Radiated Emission Set up Photos


Dipole Ant.








PCB Ant.







11.5 Appendix E: Photographs of EUT

Please refer to the File of **ISL-23LR0074P**

--- END ---