


**2.8. Test Photo**

Test Mode : Mode 2: Transmit (Power by Adapter)

Description : Front View of Conducted Emission Test Setup



Test Mode : Mode 2: Transmit (Power by Adapter)

Description : Back View of Conducted Emission Test Setup



Test Mode : Mode 3: Transmit (Power by PC)  
Description : Front View of Conducted Emission Test Setup



Test Mode : Mode 3: Transmit (Power by PC)  
Description : Back View of Conducted Emission Test Setup



## 4.7. Test Photo

Test Mode : Mode 1: Transmit (Power by Battery)

Description : Front View of Radiated Emission Test Setup (Bilog)




Test Mode : Mode 1: Transmit (Power by Battery)

Description : Back View of Radiated Emission Test Setup (Bilog)



Test Mode : Mode 2: Transmit (Power by Adapter)  
Description : Front View of Radiated Emission Test Setup (Bilog)




Test Mode : Mode 2: Transmit (Power by Adapter)  
Description : Back View of Radiated Emission Test Setup (Bilog)




Test Mode : Mode 3: Transmit (Power by PC)

Description : Front View of Radiated Emission Test Setup (Bilog)




Test Mode : Mode 3: Transmit (Power by PC)

Description : Back View of Radiated Emission Test Setup (Bilog)



Test Mode : Mode 2: Transmit (Power by Adapter)  
Description : Front View of Radiated Emission Test Setup (Horn)



Test Mode : Mode 2: Transmit (Power by Adapter)  
Description : Back View of Radiated Emission Test Setup (Horn)

