

2.8. Test Photo

Test Mode : Mode 1: Transmit (Power by PC)

Description : Front View of Conducted Emission Test Setup



Test Mode : Mode 1: Transmit (Power by PC)

Description : Back View of Conducted Emission Test Setup



Test Mode : Mode 2: Transmit (Power by Adapter)
Description : Front View of Conducted Emission Test Setup



Test Mode : Mode 2: Transmit (Power by Adapter)
Description : Back View of Conducted Emission Test Setup



4.7. Test Photo


Test Mode : Mode 1: Transmit (Power by PC)

Description : Front View of Radiated Emission Test Setup (Bilog)




Test Mode : Mode 1: Transmit (Power by PC)


Description : Back View of Radiated Emission Test Setup (Bilog)




Test Mode : Mode 2: Transmit (Power by Adapter)
Description : Front View of Radiated Emission Test Setup (Bilog)




Test Mode : Mode 2: Transmit (Power by Adapter)
Description : Back View of Radiated Emission Test Setup (Bilog)



Test Mode : Mode 3: Transmit (Power by Battery)
Description : Front View of Radiated Emission Test Setup (Bilog)




Test Mode : Mode 3: Transmit (Power by Battery)
Description : Back View of Radiated Emission Test Setup (Bilog)



Test Mode : Mode 1: Transmit (Power by PC)

Description : Front View of Radiated Emission Test Setup (Horn)



Test Mode : Mode 1: Transmit (Power by PC)

Description : Back View of Radiated Emission Test Setup (Horn)

