



Quick Installation Guide and Limited Lifetime Warranty for the STM042W Wireless Scroll Mouse



Welcome to SEAL SHIELD™ Medical Grade Washable Keyboards and Mice.

Congratulations on taking the first step towards a clean, safe and secure work environment. Computer input devices such as keyboards and mice have been identified as a major source of cross contamination infections. SEAL SHIELD™ keyboards and mice represent an unprecedented line of defense in infection control. The SEAL SHIELD™ Medical Grade Washable Mouse is a uniquely designed, fully submersible, washable mouse. Our exclusive SEAL SHIELD™ Patent Pending technology make SEAL SHIELD™ mice the first dishwasher-safe mice for the mass market. Because of the Patent Pending SEAL SHIELD™ technology, the mouse is rugged and resistant to the following: blood, water, salt water, disinfectants, solvents, humidity, abrasives, dust, dirt, corrosives, sand, shock, alcohol, bleach, acid and alkaline.*

SEAL SHIELD™ keyboards and mice are designed to facilitate your disinfectant procedures, regardless of your infection control protocols. SEAL SHIELD™ technology allows your mouse to be regularly sterilized with hospital strength disinfectant sprays or wipes, without ever being disconnected from your computer.

This product is also Silver Seal™ protected. It contains an antimicrobial, fungistatic agent which protects the product and keeps it cleaner, greener and fresher by inhibiting the growth of microbial bacteria, mold, mildew and fungi on the product's surface. SILVER SEAL™ is a natural antimicrobial solution. It is completely safe for people, animals and the environment. For more information please visit us on the web at www.SealShield.com.

* SEAL SHIELD™ Washable Keyboards and Mice have been tested with the named elements, compounds and mixtures in various strength solutions. Sterilization should only be performed with qualified disinfectant products. For more information, please visit us on the web at www.sealshield.com.

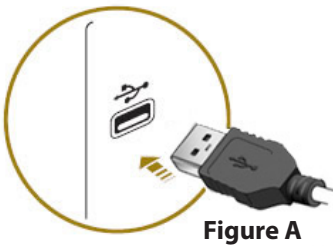
Installation Guide

Before You Begin

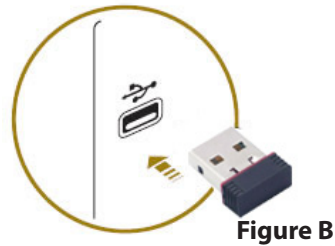
Plug in the USB charging station and fully charge the mouse. The LED light on the charging station will turn from red to green when the mouse is fully charged.

Note: The internal rechargeable battery in the mouse should last several days between charges. The mouse should be returned to the charger every 2-3 days or when the LED light indicates that it needs to be charged, but should not be charged daily as this is unnecessary and may degrade the battery life.

Connecting the Mouse to Your Computer



Connect the charging base by inserting the USB connection wire to your computer (Figure A). This connection provides power to the base and connection for the 3-port hub in the base.



Install the Micro USB receiver (Figure B) into a USB port on the computer or into any of the USB ports on the charging station and wait for the device to Plug and Play. Your Seal Shield™ mouse is designed to use the default drivers on your computer, so no additional software is necessary.



Turning the Mouse ON and OFF

To turn the mouse ON, press the right button (when viewed from the bottom) and hold until the red light turns on. To turn the mouse OFF, press and hold the button until the red light turns off.



Pairing the Mouse with the Computer

If you have not already installed the Micro USB receiver please see the section called "Connecting the Mouse to your Computer" above. In most cases, the mouse will already be paired with the supplied receiver. If the mouse is not paired, or if you have replaced the receiver follow the steps below:

1. Insert the Micro USB receiver
2. Immediately press and hold the left button on the bottom of the mouse for 5 seconds (when viewed from the bottom)
3. The mouse and receiver should now be paired and operational



Recharging the Mouse

When the mouse needs to be recharged, a red LED light underneath the scroll wheel will BLINK indicating that the mouse needs to be charged again.





Note: The internal rechargeable battery in the mouse should last several days between charges. The mouse should be returned to the charger every 2-3 days or when the LED light indicates that it needs to be charged, but should not be charged daily as this is unnecessary and may degrade the battery life.

Washing. See the recommended cleaning protocols on the next page.

IMPORTANT: The USB charging station and Micro USB receiver are not washable nor waterproof.

Recommended Cleaning Protocols

Your SEAL SHIELD™ Washable mouse is the first defense in infection control. Following the suggested cleaning protocols can help reduce the risk of infection.

1) Use Hospital Grade Disinfectant Sprays (Best Practice!)	
	The SEAL SHIELD™ mouse is designed to work with virtually all medical grade, commercial grade, antibacterial, antiviral and antifungal sprays to kill most known surface contaminants including SARS, Influenza, Staph and MRSA. Testing confirms that this is the most effective cleaning protocol. Thoroughly spray all surface areas and between keys. Use as directed. Wipe away excess moisture prior to use.
2) Use Disinfectant Wipes.	
	Alcohol based disinfectant wipes are the fastest and easiest way to disinfect your SEAL SHIELD™ mouse. Thoroughly wipe all surface area with disinfectant wipes.
3) Hand wash with soap and warm water	
	<p>Your SEAL SHIELD™ mouse is washable and fully submersible.</p> <ol style="list-style-type: none">1) Soak the mouse in warm water using dish soap or other cleaning agent. Vigorously wash and rinse the mouse in order to insure thorough cleaning.2) Shake dry. Wipe away excess surface moisture.3) Begin using your wireless mouse again. <p>IMPORTANT: The USB charging station and Micro USB receiver are not washable nor waterproof.</p>
4) Machine Wash in Dishwasher	
	<p>Your SEAL SHIELD™ Washable mouse is designed to be washed in a dishwasher using standard automatic dishwasher detergent with water or heat settings not to exceed 140 degrees Fahrenheit.</p> <ol style="list-style-type: none">1) Place the mouse on top rack of dishwasher. Wash in dishwasher using dishwasher detergent and standard wash cycle. Disable "Heated Drying."2) Remove from dishwasher. Shake dry. Wipe away excess surface moisture.3) Begin using your wireless mouse again.

Limited Lifetime Warranty:

Seal Shield™ hereby warrants to the initial purchaser that this product, if used under normal conditions, will be free of any defect in materials and workmanship for the life of the product. SEAL SHIELD™ shall have no obligation under this warranty or otherwise if:

1. the product has been damaged by abuse, negligence, accident, or misuse;
2. the product has been affected by normal wear and tear;
3. the product has not been operated in accordance with its operating instructions; or
4. the product has been modified, altered, or repaired by other than SEAL SHIELD™.

This warranty is the sole and exclusive warranty for this product and is in lieu of all other warranties (express or implied), including any warranty of merchantability or fitness for a particular purpose. The sole and exclusive remedies available to the initial purchaser for any defects in materials or workmanship shall be the obligation of SEAL SHIELD™, at its sole option, to either refund the purchase price of the product, or repair or replace the non-functioning or defective product, PROVIDED the purchaser: (a) obtains an RMA number by filing a claim at www.sealshield.com; (b) pays the warranty service fee (plus shipping and handling); (c) returns the product to SEAL SHIELD, freight prepaid; and (d) provides proof of the date of purchase. During the first two (2) years from the date of purchase, the warranty service fee is \$0. Thereafter, the warranty service fee is calculated as follows:

The lower of (a) \$5 for every year or partial year since the date of purchase; or (b) ½ the suggested retail price of the product.

In the event of discontinuance of manufacture of the product, this warranty is limited to two (2) years from the announcement of discontinuance, and during that two (2) year period, SEAL SHIELD™ reserves the right to replace any discontinued product with one of equal or greater suggested retail price. SEAL SHIELD™ shall not be liable for any loss, injury or damages to persons or property resulting from the use of this product or any failure of or defect in this product, nor shall SEAL SHIELD™ be liable to the initial user of this product or to any other person or entity for any general, special, direct, indirect, incidental, consequential, exemplary, punitive, or OTHER DAMAGES of any kind or nature whatsoever, including, but not limited to, damages for loss of data, profits or goodwill. Products which have been subject to abuse such as, misuse, vandalism, accident, alteration, neglect, unauthorized repair or improper installation will not be covered by the warranty. SEAL SHIELD™ is not responsible for damage that occurs as a result of your failure to follow instructions intended for the SEAL SHIELD™ product.

For more information or to make a warranty claim, please visit us on the web at www.sealshield.com.

FCC Compliance

This equipment has been tested and found to comply with the limits for a Class B digital device, pursuant to Part 15 of the FCC Rules. These limits are designed to provide reasonable protection against harmful interference in a residential installation. This equipment generates, uses and can radiate radio frequency energy and, if not installed and used in accordance with the instructions, may cause harmful interference to radio communications. However, there is no guarantee that interference will not occur in a particular installation. If this equipment does cause harmful interference to radio or television reception, which can be determined by turning the equipment off and on, the user is encouraged to try to correct the interference by one or more of the following measures:

- Reorient or relocate the receiving antenna.
- Increase the separation between the equipment and receiver.
- Connect the equipment into an outlet on a circuit different from that to which the receiver is connected.
- Consult the dealer or an experienced radio / TV technician for help.

Properly shielded and grounded cables and connectors must be used in order to meet FCC emission limits. Seal Shield, LLC, is not responsible for any radio or television interference caused by using other than recommended cables and connectors or by unauthorized changes or modifications to this equipment. Unauthorized changes or modifications could void the limited warranty.

This device complies with Part 15 of the FCC Rules. Operation is subject to the following two conditions: (1) this device may not cause harmful interference, and (2) this device must accept any interference received, including interference that may cause undesired operation.

CAUTION: Any changes or modifications not expressly approved by the party responsible for compliance could void the user's authority to operate the equipment.



© Copyright 2012, Seal Shield, LLC, All Rights Reserved
www.sealshield.com